

# VANDERBILT BASEBALL

2014 NATIONAL CHAMPIONS ★ 2019 NATIONAL CHAMPIONS

## 2025 Schedule and Results

OVERALL: 21-8 | SEC: 4-5 | H: 17-3 | A: 3-3 | N: 1-2

### FEBRUARY (9-1)

Date	Opponent	Result	Location
14	at Grand Canyon <sup>#</sup>	W, 4-3	Phoenix, Ariz.
15	vs. #24 Nebraska <sup>#</sup>	L, 4-6	Phoenix, Ariz.
16	vs. UC Irvine <sup>#</sup>	W, 9-8	Phoenix, Ariz.
17	Air Force	W, 3-1	Hawkins Field
18	Air Force	W, 5-2	Hawkins Field
21	Saint Mary's (Calif.)	W, 11-4	Hawkins Field
22	Saint Mary's (Calif.)	W, 13-7	Hawkins Field
23	Saint Mary's (Calif.)	W, 10-0 (7 inn.)	Hawkins Field
25	Tennessee Tech	W, 16-3 (7 inn.)	Hawkins Field
28	at UCLA <sup>@</sup>	W, 8-3	Los Angeles, Calif.

### All Times CT

### MARCH (11-7)

Date	Opponent	Result	Location
1	at USC <sup>@</sup>	L, 1-3	Irvine, Calif.
2	vs. UConn <sup>@</sup>	L, 2-6	Los Angeles, Calif.
4	Evansville	Canceled	Hawkins Field
5	St. Bonaventure	W, 14-1 (7 inn.)	Hawkins Field
7	Xavier	W, 15-3 (7 inn.)	Hawkins Field
8	Xavier	W, 6-1	Hawkins Field
9	Xavier	W, 4-0	Hawkins Field
11	Valparaiso	W, 12-0 (7 inn.)	Hawkins Field
14	at #25 Auburn*	L, 2-6	Auburn, Ala.
15	at #25 Auburn*	W, 8-6	Auburn, Ala.
16	at #25 Auburn*	L, 6-7	Auburn, Ala.
18	Belmont	W, 13-2 (7 inn.)	Hawkins Field
20	Texas A&M*	W, 5-3	Hawkins Field
21	Texas A&M*	W, 3-1	Hawkins Field
22	Texas A&M*	W, 8-5	Hawkins Field
25	Eastern Kentucky	W, 10-0 (8 inn.)	Hawkins Field
28	#2 Arkansas*	L, 0-9	Hawkins Field
29	#2 Arkansas*	L, 4-6 (10 inn.)	Hawkins Field
30	#2 Arkansas*	L, 3-7	Hawkins Field

### APRIL (1-0)

Date	Opponent	Result	Location
1	Western Kentucky	W, 5-4 (10 inn.)	Hawkins Field
4	at Florida*	5:30 p.m.	Gainesville, Fla.
5	at Florida*	Noon	Gainesville, Fla.
6	at Florida*	11 a.m.	Gainesville, Fla.
8	Dayton	6 p.m.	Hawkins Field
11	at #10 Oklahoma*	7 p.m.	Norman, Okla.
12	at #10 Oklahoma*	4 p.m.	Norman, Okla.
13	at #10 Oklahoma*	2 p.m.	Norman, Okla.
15	Lipscomb	6 p.m.	Hawkins Field
17	#3 Georgia*	6 p.m.	Hawkins Field
18	#3 Georgia*	6 p.m.	Hawkins Field
19	#3 Georgia*	2 p.m.	Hawkins Field
22	Middle Tennessee	6 p.m.	Hawkins Field
25	at #9 Ole Miss*	6:30 p.m.	Oxford, Miss.
26	at #9 Ole Miss*	5 p.m.	Oxford, Miss.
27	at #9 Ole Miss*	1:30 p.m.	Oxford, Miss.
29	Indiana State	6 p.m.	Hawkins Field

### MAY (0-0)

Date	Opponent	Result	Location
2	#8 Alabama*	6 p.m.	Hawkins Field
3	#8 Alabama*	2 p.m.	Hawkins Field
4	#8 Alabama*	3 p.m.	Hawkins Field
6	at #18 Louisville	5 p.m.	Louisville, Ky.
9	at #1 Tennessee*	4:30 p.m.	Knoxville, Tenn.
10	at #1 Tennessee*	4 p.m.	Knoxville, Tenn.
11	at #1 Tennessee*	2 p.m.	Knoxville, Tenn.
15	Kentucky*	6 p.m.	Hawkins Field
16	Kentucky*	6 p.m.	Hawkins Field
17	Kentucky*	2 p.m.	Hawkins Field
20-25	SEC Tournament <sup>^</sup>	TBA	Hoover, Ala.

<sup>#</sup> MLB Desert Invite - Phoenix, Ariz.

<sup>@</sup> Southern California College Baseball Classic

<sup>\*</sup> Southeastern Conference game

<sup>^</sup> - SEC Tournament - Hoover, Ala.

Rankings represent D1Baseball.com's poll at time of the contest

Vanderbilt Athletic Communications • 2601 Jess Neely Dr. Nashville, TN 37212

Baseball Contact: Will Owens • Cell: 502.718.2525 • Email: will.owens@vanderbilt.edu

UCommodores.com • Twitter: @VandyBoys

Games 30-32

#23 Vanderbilt Commodores (21-8, 4-5 SEC) vs. Florida Gators (20-11, 1-8 SEC)

Game 1: Friday, April 4 @ 5:30 p.m. CT • SECN+

Game 2: Saturday, April 5 @ Noon CT • SECN+

Game 3: Sunday, April 6 @ 11 a.m. CT • SEC Network



### #23 VANDERBILT

Rankings: D1: 23 | NCBWA: 17 | Coaches: 20

BA: 16 | PG: 21

Head Coach: Tim Corbin

Career Record: 1,048-589-1 (29th)

Record at Vanderbilt: 943-451-1 (23rd)



### FLORIDA

Rankings: D1: - | NCBWA: - | Coaches: -

BA: - | PG: -

Head Coach: Kevin O'Sullivan

Career Record: 737-360 (18th)

Record at School: 737-360 (18th)

**Weekend Preview:** Vanderbilt hits the road to Florida for a three-game series against the Gators beginning Friday.

- The Commodores trail the all-time series vs. Florida 84-148-1, but took three of four meetings against the Gators in 2024.
- Vandy will be looking for its first series win in Gainesville since 2014.

**Last Time Out:** Vanderbilt knocked off WKU with a 5-4 win in 10 innings on Tuesday night at Hawkins Field.

- RJ Austin** provided the game-winning hit with a walk-off single in the 10th.
- The Commodores improved to 17-3 at home this season and have won 20 consecutive midweek games dating back to last season.
- Over the last 10 games, **Mike Mancini** has led the offense with a .333 average. **Colin Barczsi's** seven RBI are most over that stretch.
- Vandy's pitching staff has registered 118 strikeouts over the last 10 games (88.0 IP), led by **Connor Fennell** with 18.

**On the Mound:** Vanderbilt's pitching staff boasts a 3.61 ERA, ninth best in D1 and third in the SEC.

- Vandy's pitchers have reached double-digit strikeouts in 22 of 29 games this season.
- Vanderbilt leads the nation in hits allowed per nine innings (6.34) and is fourth in strikeouts per nine innings (12.4).
- The Dores' four shutouts are tied for most in the SEC.

**RJ Doing RJ Things:** Junior **RJ Austin** is tied for second most stolen bases in the SEC with 12, trailing only his teammate **Jacob Humphrey**.

- Austin enters the weekend batting .313 with a home run, three triples and eight doubles to go with 14 walks.
- He walked off WKU on April 1 with an RBI single in the 10th inning.
- Austin hit the go-ahead, two-run single in the seventh inning to help lift Vanderbilt past Texas A&M on March 22.
- He hit two triples in the win over Saint Mary's on Feb. 21, the first Commodore since Tony Kemp in 2012 to do so.
- Austin's 11 multi-hit games this season is most on the team. His eight multi-RBI performances also leads all Commodores.

**Big Innings:** Vandy has scored four or more runs in an inning 16 times this season.

- The Dores have scored seven or more runs in an inning five times including a nine-spot twice.

**MLB Opening Day:** Eleven Vanderbilt alumni made Opening Day rosters in the MLB this season. That mark is tied with Florida for most in the SEC.

- JJ Bleday, Athletics
- Walker Buehler, Boston Red Sox
- Tyler Ferguson, Athletics
- Sonny Gray, St. Louis Cardinals
- Jack Leiter, Texas Rangers
- Bryan Reynolds, Pittsburgh Pirates
- Kumar Rocker, Texas Rangers
- Collin Snider, Seattle Mariners
- Dansby Swanson, Chicago Cubs
- Kyle Wright [Injured List], Kansas City Royals
- Mike Yastrzemski, San Francisco Giants

**The Gauntlet:** Of Vanderbilt's 56 games this season, 30 are against opponents who made it to the NCAA Tournament last season and 12 are against opponents who made it to Omaha.

- Six of Vandy's opponents were ranked in the D1Baseball preseason poll including five in the top 10, three in the top five.
- Five of Vanderbilt's remaining six SEC series after this weekend will be against an opponent currently ranked top-10 by D1Baseball.
- Among SEC teams, Vanderbilt had the second-toughest strength of schedule entering SEC play according to NCAA RPI.

**Immediate Impact:** Newcomers on offense as well as on the mound have been major contributors for the Commodores early in the season.

- From the transfer ranks, **Riley Nelson** is second on the team in average, hits and RBI. Nelson leads the team in runs scored. **Mike Mancini** and **Mac Rose** have also been impressive, combining for 24 RBI and 31 walks.
- Freshmen **Brodie Johnston** and **Rustan Rigdon** are off to hot starts as well. Both are hitting over .300 with Johnston leading the team in home runs and RBI.
- On the mound, transfer **Cody Bowker** has made seven starts, posting a 2.78 ERA with 43 strikeouts over 35.2 innings. He's holding opposing hitters to a .191 clip.
- In total, nine newcomers have made appearances on the mound for Vandy.
- Connor Fennell**, a transfer from Dayton, has 31 strikeouts over his first 14.1 innings in a Vandy uniform. He's allowed four runs on nine hits with just three walks.

**The 2025 VandyBoys:** Vanderbilt's 2025 roster features 22 returners and 21 newcomers.

- Seventeen states are represented on the roster. Tennessee leads the way with 10 Commodores followed by Texas with six and California, Florida, Georgia and New Jersey with three each.
- There is one graduate student, five seniors, eight juniors, 15 sophomores and 14 freshmen on the squad.
- Among the 21 newcomers, seven transferred in during the offseason.
- Jayson King** and **Ty Blankmeyer** joined the coaching staff in the offseason. King was most recently the head coach at Dayton while Blankmeyer was an assistant coach at Duke.

**Position Rankings:** Nine Commodores were recognized by D1Baseball in their preseason positional rankings.

Starting Pitchers	JD Thompson	No. 12
	Cody Bowker	No. 78
	Ethan McElvain	No. 111
Relief Pitchers	Miller Green	No. 6
	Sawyer Hawks	No. 69
Outfielders	RJ Austin	No. 21
Shortstops	Jonathan Vastine	No. 10
Third Basemen	Brodie Johnston	No. 14
Second Basemen	Mike Mancini	No. 19

**Golden Spikes Award: RJ Austin** was one of 55 players named to the 2025 Golden Spikes Award Preseason Watch List.

- Austin was also named to the 2025 second-team preseason All-SEC and earned preseason All-America honors from Baseball America.
- The junior led the Commodores in batting average, runs, hits, RBI and stolen bases as a sophomore in 2024.
- He was named to the Golden Spikes Award Midseason Watch List and the 2024 SEC Community Service Team.
- The Atlanta native helped lead Vanderbilt to the SEC Tournament championship as a freshman in 2023, earning tournament MVP honors along with a selection to the all-tournament team.

**Johnny V:** Vanderbilt shortstop **Jonathan Vastine** returns for his senior season and was named the top senior in college baseball by Perfect Game.

- Vastine led the team in doubles (18) last season and, after leading Vandy with 18 doubles in 2023, became the first Commodore since **Dansby Swanson** to lead the team in doubles in back-to-back seasons.
- In D1Baseball's 2025 preseason position rankings, Vastine came in at No. 10 among all shortstops.
- According to D1Baseball's Synergy stats, Vastine's 11.27 defensive runs saved last season was good for eighth nationally and ranked first among SEC shortstops.

**Preseason Accolades:** Vanderbilt will start the season ranked in the top 25 in all five major preseason polls.

- Three Commodores landed on the preseason All-SEC team. Juniors **RJ Austin** and **JD Thompson** and sophomore **Miller Green** were voted to the second team by the league's coaches.
- **Austin** was honored by USA Baseball with a selection to the 2024 Golden Spikes Award Watch List. Vandy has had a student-athlete on the watch list 32 times under head coach Tim Corbin.
- **Austin** was named preseason All-America by Baseball America while **Green** and **Thompson** were named preseason All-America by D1Baseball. **Mike Mancini** was named preseason All-America by the NCBWA.
- **Green** was one of 77 relief pitchers named to the NCBWA preseason Stopper of the Year Watch List.

**Newcomers:** Vanderbilt's 2025 roster features 21 newcomers, seven of which are transfers.

- **Mike Mancini** played his first two seasons at James Madison, helping lead the Dukes to the NCAA Tournament as a sophomore. Mancini earned a spot on the Sun Belt and NCAA Raleigh Regional all-tournament teams last season.
- He was named to the 2025 first-team NCBWA preseason All-America and is ranked by D1Baseball as the No. 19 second baseman entering the season.
- Freshman **Brodie Johnston** was named the No. 14 third baseman by D1Baseball and the No. 10 overall freshman by Perfect Game entering the season. He was also projected as the SEC Freshman of the Year by Baseball America.
- Johnston earned Appalachian League MVP honors at the all-star game last summer.
- Junior **Cody Bowker** joined Vanderbilt after two seasons at Georgetown. Bowker enjoyed an impressive summer in the Cape Cod League after a breakout sophomore campaign for the Hoyas.
- A pair of Dayton transfers joined the team in the offseason in **David Mendez** and **Connor Fennell**. Mendez was a first-team NCBWA Freshman All-America selection in 2024 and was the Atlantic 10 Rookie of the Year. Fennell made 15 appearances including 12 starts for the Flyers as a freshman.

**Unrivaled Consistency:** Since head coach **Tim Corbin** took charge in 2003, no program has enjoyed more consistent success than the Commodores.

- Vanderbilt owns the nation's longest active NCAA Tournament streak at 18 consecutive appearances.
- Vandy has been to the College World Series five times, the finals four times and has won it all twice (2014, 2019).
- More than 50 Commodores have been named All-America, including 18 first-teamers.
- Corbin has tutored more than 30 future MLB players.
- Corbin reached 1,000 career wins on March 5, 2024, vs. Eastern Michigan. He recorded his 900th Vandy win on March 16, 2024, vs. Auburn.
- Among active D1 coaches, Corbin ranks eighth by most wins. He is third in the SEC behind South Carolina's Paul Mainieri (1,523) and Arkansas' Dave Van Horn (1,281).

## VANDERBILT RECORD WHEN ...

SEC Standing	_____	T-9th
Home/Road/Neutral	_____	17-3 / 3-3 / 1-2
Day/Night	_____	14-5 / 7-3
vs. RH/LH starters	_____	16-6 / 5-2
Leading after 6 innings	_____	16-2
Trailing after 6 innings	_____	3-5
Tied after 6 innings	_____	2-1
Leading after 7 innings	_____	14-2
Trailing after 7 innings	_____	1-5
Tied after 7 innings	_____	0-1
Leading after 8 innings	_____	13-0
Trailing after 8 innings	_____	0-7
Tied after 8 innings	_____	1-1
Vanderbilt scores first	_____	14-2
Opponents score first	_____	7-6
Shutouts	_____	4-1
Scoring less than 3 runs	_____	0-4
Scoring 3 to 5 runs	_____	7-3
Scoring 6 or more runs	_____	14-1
Vanderbilt hits HR/hit 0 HR	_____	10-4 / 11-4
1-run/2-run games	_____	3-1 / 4-3
Extra innings (home/road/neutral)	_____	1-1 / 0-0 / 0-0
Series openers/finales	_____	3-2 / 3-2
Series W-L (home)	_____	3-1
Series W-L (road)	_____	0-1
Series W-L (total)	_____	3-2
Three-game sweeps (home/road)	_____	3-1 / 0-0

## TEAM LEADERS

### Batting

Hits	_____	RJ Austin (34)
Doubles	_____	RJ Austin (9)
Triples	_____	Austin/Humphrey (3)
HR	_____	Brodie Johnston (6)
RBIs	_____	Brodie Johnston (26)
Runs	_____	Riley Nelson (27)
SB	_____	Jacob Humphrey (13)
BB	_____	Riley Nelson (20)
AVG	_____	Jacob Humphrey (.342)
OBP	_____	Jacob Humphrey (.475)
SLG	_____	Brodie Johnston (.582)

### Pitching

ERA (starter)	_____	Cody Bowker (2.78)
ERA (reliever)	_____	Multiple players (0.00)
Wins	_____	Alex Kranzler (4)
Saves	_____	Miller Green (5)
Appearances	_____	Brennan Seiber (11)
Starts	_____	Thompson/Bowker/Nye (7)
Innings (starter)	_____	JD Thompson (37.0)
Innings (reliever)	_____	Sawyer Hawks (23.0)
Strikeouts (starter)	_____	JD Thompson (48)
Strikeouts (reliever)	_____	Sawyer Hawks (32)

### SEC Weekly Awards

March 10	_____	Brodie Johnston (Co-Freshman)
----------	-------	-------------------------------

## VANDERBILT IN THE NATIONAL RANKINGS

DATE	Baseball America	D1Baseball	NCBWA	Perfect Game	USA Today/Coaches
<b>Preseason</b>	<b>15</b>	<b>16</b>	<b>14</b>	<b>15</b>	<b>18</b>
<b>Feb. 17</b>	<b>13</b>	<b>15</b>	<b>14</b>	<b>15</b>	<b>18</b>
<b>Feb. 24</b>	<b>13</b>	<b>14</b>	<b>14</b>	<b>14</b>	<b>12</b>
<b>March 3</b>	<b>17</b>	<b>18</b>	<b>12</b>	<b>17</b>	<b>18</b>
<b>March 10</b>	<b>14</b>	<b>16</b>	<b>13</b>	<b>14</b>	<b>14</b>
<b>March 17</b>	<b>18</b>	<b>22</b>	<b>14</b>	<b>20</b>	<b>19</b>
<b>March 24</b>	<b>14</b>	<b>14</b>	<b>12</b>	<b>13</b>	<b>13</b>
<b>March 31</b>	<b>16</b>	<b>23</b>	<b>17</b>	<b>21</b>	<b>20</b>
<b>April 7</b>	_____	_____	_____	_____	_____
<b>April 14</b>	_____	_____	_____	_____	_____
<b>April 21</b>	_____	_____	_____	_____	_____
<b>April 28</b>	_____	_____	_____	_____	_____
<b>May 5</b>	_____	_____	_____	_____	_____
<b>May 12</b>	_____	_____	_____	_____	_____
<b>May 19</b>	_____	_____	_____	_____	_____
<b>May 26</b>	_____	_____	_____	_____	_____
<b>June 3</b>	_____	_____	_____	_____	_____
<b>Postseason</b>	_____	_____	_____	_____	_____

\*For consistency, Vanderbilt uses the D1Baseball.com (D1) poll as its primary ranking.

## PROBABLE PITCHING MATCHUPS

DATE	OPPONENT	VANDERBILT STARTER	OPPOSING STARTER
4/4	Florida	LHP JD Thompson (2-2, 4.62)	RHP Liam Peterson (4-1, 3.38)
4/5	Florida	RHP Cody Bowker (2-1, 2.78)	RHP Aidan King (3-1, 3.03)
4/6	Florida	TBA	

## NOTES CONTINUED

**Welcome to the Show:** With the call-ups of Austin Martin (Twins), Jack Leiter (Rangers) and Tyler Ferguson (Athletics), Kumar Rocker (Rangers) and Jake Eder (White Sox), Vanderbilt led all schools with 18 alumni to appear on MLB rosters in 2024, including the IL.

- Martin made his debut with the Twins on March 30, Leiter with the Rangers on April 18, Ferguson with the A's on May 7, Rocker with the Rangers on Sept. 12 and Eder with the White Sox on Sept. 17.
- With Eder's debut, 36 former Commodores have made their MLB debuts since Tim Corbin's first season at Vandy in 2003.

**Dores in the Draft:** Vanderbilt saw seven players get selected in the 2024 MLB Draft led by Bryce Cunningham and Carter Holton who were both taken in the second round.

- There have been multiple Commodores taken in every draft since 2004 with six or more players being selected in four consecutive drafts.
- All-time, Vanderbilt has more than 200 players selected in the MLB Draft including an NCAA-leading 152 since 2003.
- With five pitchers taken in the 2024 draft, nearly 80 Commodore arms have been drafted since 2003.
- Vanderbilt's 22 first-round selections in the Tim Corbin Era (2003-pres.) is most in the SEC.
- Vanderbilt's 2024 MLB Draft picks:

Player	Team	Pick
Bryce Cunningham, RHP	Yankees	Round 2, Pick 53
Carter Holton, LHP	Braves	Round 2, Pick 62
Greysen Carter, RHP	Yankees	Round 5, Pick 152
Andrew Dutkanych IV, RHP	Cardinals	Round 7, Pick 201
Davis Diaz, INF/C	Athletics	Round 8, Pick 226
Devin Futrell, LHP	Red Sox	Round 10, Pick 297
Alan Espinal, C	Rockies	Round 11, Pick 318

**Upgrades to the Hawk:** Vanderbilt revealed artistic renderings for major enhancements to Hawkins Field, home of Vanderbilt baseball and the two-time national champion VandyBoys. A cornerstone of Vandy United's recently announced Dare to Grow phase, the Hawkins Field initiative creates extensive premium seating opportunities, expands capacity and reimagines the game day experience for supporters of one of college baseball's most successful programs.

- **Second grandstand level:** A new deck of seats above the existing grandstand, part of raising capacity by more than 10 percent, will feature exclusive opera-style boxes that put fans on top of the action. A second pillared concourse creates a coliseum effect for the exterior façade along the multi-use greenway developed in Vandy United's initial phase.
- **Multiple innovative club spaces, including left-field wall and behind-the-plate seating:** A completely new addition to Hawkins Field, club spaces give supporters unique ways to enjoy the game. Spaces include seating atop the iconic left-field wall and a partially submerged behind-the-plate vantage point in the main grandstand.
- **Multiple private suite opportunities:** Also all-new at Hawkins Field, private suites will form a new third level above the existing press box and offer the ultimate group experience.
- **360-degree stadium experience:** Fans will be able walk between infield and outfield seating areas without leaving the facility, further enhancing the atmosphere.
- **Hawkins Field entry atrium:** An instantly Instagrammable spot for all VandyBoys fans, a new entry atrium beyond right field offers a place to meet before climbing the stairs to soak in the unforgettable view of the field.
- **Multi-purpose building:** A new 20,000-square-foot building beyond right field provides space for enhancing both the fan and student-athlete experience.



## Vanderbilt Commodores 2025 Baseball Roster

No.	Name	Pos.	B/T	Ht.	Wt.	Yr./Exp.	Hometown/High School	Pronunciations
2	RJ Hamilton	UTL	R/R	5-10	185	So./1L	Hoover, Ala./Hoover	
3	Jayden Davis	INF	R/R	5-10	205	Jr./1L	Cookeville, Tenn./Cookeville	
5	Mike Mancini	INF	L/R	5-11	173	Jr./TR	Endwell, N.Y./Maine-Endwell	man-SEEN-ee
8	Chris Maldonado	INF	R/R	6-1	196	Jr./2L	Short Hills, N.J./Seton Hall Prep	MALL-duh-NAH-doe
9	Brodie Johnston	INF	R/R	6-2	203	Fr./HS	Ooltewah, Tenn./Boyd-Buchanan School	
10	Jacob Humphrey	UTL	R/R	5-10	180	Sr./1L	Standish, Maine/Bonny Eagle	
13	Jonathan Vastine	INF	L/R	5-11	174	Sr./3L	Bartow, Fla./Bartow Senior High	vass-tyne
16	Mac Rose	C	L/R	6-0	195	So./TR	Rockwall, Texas/Rockwall	
17	Ryan Ginther	LHP	R/L	5-11	198	Sr./3L	Hendersonville, Tenn./Station Camp	Hard "G"
18	JD Rogers	OF	L/L	5-10	207	Sr./3L	Carmel, Ind./Carmel	
19	Rustan Rigdon	INF	S/R	6-0	177	Fr./HS	Metter, Ga./Metter	
20	David Mendez	UTL	R/R	5-11	184	So./TR	Aldie, Va./Independence	
21	Hudson Barton	RHP	R/R	6-3	199	Fr./HS	Franklin, Tenn./Grace Christian Academy	
22	JD Thompson	LHP	R/L	6-0	199	Jr./2L	Rusk, Texas/Rusk	
25	AJ DePaolo	C	R/R	5-11	195	Fr./HS	Carrollton, Texas/Prestonwood Christian Academy	deh-PAUL-o
26	Braden Holcomb	INF	R/R	6-4	240	So./1L	Orlando, Fla./Foundation Academy	
28	Will Hampton	INF/OF	L/L	5-11	197	Fr./HS	Richmond Hill, Ga./Calvary Day	
30	Ethan Robinson	RHP	R/R	6-5	223	So./1L	Murfreesboro, Tenn./Donelson Christian Academy	
32	Riley Nelson	INF	L/R	6-3	222	Jr./TR	Trophy Club, Texas/Byron Nelson	
33	Luke Guth	RHP	R/R	6-1	182	So./1L	Franklin, Pa./Franklin Area	Hard "G"
34	Brennan Seiber	RHP	R/R	6-5	228	So./1L	Newport Beach, Calif./Mater Dei	Like "cyber"
36	Levi Huesman	LHP	R/L	6-0	186	Jr./1L	Hanover, Va./Hanover	hues-man
37	Jakob Schulz	LHP	R/L	6-2	206	So./1L	Houston, Texas/Memorial	
39	Connor Fennell	RHP	R/R	6-1	168	So./TR	Londonderry, N.H./Londonderry	FINN-ull
40	Austin Nye	RHP	R/R	6-2	205	Fr./HS	Roseville, Calif./Woodcreek	
42	RJ Austin	UTL	R/R	5-11	199	Jr./2L	Atlanta, Ga./Pace Academy	
43	Matthew Shorey	LHP	L/L	6-2	176	Fr./HS	Nashville, Tenn./Father Ryan	
44	Colin Barczy	C	R/R	6-3	213	So./1L	Naperville, Ill./Naperville Central	BAR-see
45	Aiden O'Connell	LHP	L/L	6-2	191	Fr./HS	Bedford, N.H./Bedford	
46	Roman Petricca	LHP	R/L	6-2	175	Fr./HS	Mt. Juliet, Tenn./Mt. Juliet	peh-TRICK-uh
47	Tommy Goodin	OF	L/R	6-1	192	Fr./HS	Thousand Oaks, Calif./Adolfo Camarillo	
50	Aukai Kea	C	R/R	6-1	202	Fr./HS	Kapolei, Hawaii/IMG Academy	OW-kye • KAY-uh
51	Ryker Waite	INF	S/R	5-10	176	Fr./HS	Queen Creek, Ariz./Queen Creek	like "wait"
55	Cody Bowker	RHP	R/R	6-1	212	Jr./TR	Bowdoinham, Maine/Thornton Academy	like take a bow
66	Deegan Cordova	RHP	R/R	6-2	188	So./1L	Lake Havasu City, Ariz./Lake Havasu	
70	Tristan Bristow	RHP	R/R	6-3	189	Fr./HS	Helotes, Texas/Harlan	
73	Tommy O'Rourke	RHP	R/R	6-2	211	Grad./TR	Morristown, N.J./Seton Hall Prep	
77	Alex Kranzler	RHP	R/R	6-3	222	So./1L	Norwood, N.J./Northern Valley Regional	
88	Sawyer Hawks	RHP	R/R	6-4	215	Sr./1L	Lakeland, Fla./McKeel Academy of Technology	
89	Ethan McElvain	LHP	S/L	6-4	238	So./1L	Thompsons Station, Tenn./Nolensville	MAC-el-vain
90	Miller Green	LHP	L/L	6-5	230	So./1L	Nashville, Tenn./Lipscomb Academy	
96	Nate Teague	RHP	R/R	6-7	232	So./1L	Snow Camp, N.C./Southern Alamance	
99	England Bryan	RHP	R/R	6-1	231	Fr./HS	Hillsboro, Tenn./Middle Tennessee Christian	

### Staff

**Head coach:** 4 Tim Corbin (Ohio Wesleyan '84) – 23rd season at Vanderbilt

**Associate Head Coach:** 26 Scott Brown (SUNY-Cortland '99)

**Assistant Coach:** 6 Jayson King (Framingham State College '93)

**Assistant Coach:** 11 Ty Blankmeyer (St. John's '16)

**Maggie Corbin Minority Baseball Apprentice:** Ro Coleman (Vanderbilt '17)

**Athletic Trainer:** Chris Matarazzo (Springfield College '12)

**Strength & Conditioning Coach:** Walker Grisanti (Vanderbilt '19)

**Director of Baseball Operations:** Amy Elkus (Kentucky '14)

**Director of External Affairs:** Josh Foster (Alabama '17)

**Director of Player Development:** Brandon Barak (Illinois '12)

**Director of Recruiting:** John Michael Morris (Middle Tennessee '11)

**Video Coordinator:** Zach Monash (Arizona '13)

**Quality Control:** Tyler Herb (Coastal Carolina '14)

**Equipment Manager:** Bailey Provo (Lipscomb '21)

**Student Managers:** Kayden Angell, Michael Brody, Mark Pyburn, Will Sugar

## 2025 TV ROSTER



**#2 RJ Hamilton**  
Hoover, Ala.



**#3 Jayden Davis**  
Cookeville, Tenn.



**#5 Mike Mancini**  
Endwell, N.Y.



**#8 Chris Maldonado**  
Short Hills, N.J.




**#9 Brodie Johnston**  
Ooltewah, Tenn.



**#10 Jacob Humphrey**  
Standish, Maine



**#13 Jonathan Vastine**  
Bartow, Fla.



**#16 Mac Rose**  
Rockwall, Texas



**#17 Ryan Ginther**  
Hendersonville, Tenn.



**#18 JD Rogers**  
Carmel, Ind.



**#19 Rustan Rigdon**  
Metter, Ga.



**#20 David Mendez**  
Aldie, Va.



**#21 Hudson Barton**  
Franklin, Tenn.



**#22 JD Thompson**  
Rusk, Texas



**#25 AJ DePaolo**  
Carrolltown, Texas



**#26 Braden Holcomb**  
Orlando, Fla.



**#28 Will Hampton**  
Richmond Hill, Ga.




**#30 Ethan Robinson**  
Murfreesboro, Tenn.



**#32 Riley Nelson**  
Trophy Club, Texas



**#33 Luke Guth**  
Franklin, Pa.



**#34 Brennan Seiber**  
Newport Beach, Calif.



**#36 Levi Huesman**  
Hanover, Va.



**#37 Jakob Schulz**  
Houston, Texas



**#39 Connor Fennell**  
Londonderry, N.H.



**#40 Austin Nye**  
Roseville, Calif.



**#42 RJ Austin**  
Atlanta, Ga.



**#43 Matthew Shorey**  
Nashville, Tenn.



**#44 Colin Barczi**  
Naperville, Ill.



**#45 Aiden O'Connell**  
Bedford, N.H.



**#46 Roman Petricca**  
Mt. Juliet, Tenn.



**#47 Tommy Goodin**  
Thousand Oaks, Calif.



**#50 Aukai Kea**  
Kapolei, Hawai'i



**#51 Ryker Waite**  
Queen Creek, Ariz.



**#55 Cody Bowker**  
Bowdoinham, Maine



**#66 Deegan Cordova**  
Lake Havasu City, Ariz.



**#70 Tristan Bristow**  
Helotes, Texas



**#73 Tommy O'Rourke**  
Morristown, N.J.



**#77 Alex Kranzler**  
Norwood, N.J.



**#88 Sawyer Hawks**  
Lakeland, Fla.



**#89 Ethan McElvain**  
Thompson's Station, Tenn.




**#90 Miller Green**  
Nashville, Tenn.



**#96 Nate Teague**  
Snow Camp, N.C.



**#99 England Bryan**  
Hillsboro, Tenn.



**#4 Tim Corbin**  
Head Coach



**#26 Scott Brown**  
Assoc. HC/Pitching



**#6 Jayson King**  
Assistant Coach



**#11 Ty Blankmeyer**  
Assistant Coach



**2025 Vanderbilt Baseball  
Overall Statistics for Vanderbilt (as of Apr 01, 2025)  
(All games Sorted by Batting avg)**



Record: 21-8 Home: 17-3 Away: 3-3 Neutral: 1-2 SEC: 4-5

Player	avg	gp-gs	ab	r	h	2b	3b	hr	rbi	tb	slg%	bb	hp	so	gdp	ob%	sf	sh	sb-att	po	a	e	fld%	
10 Jacob Humphrey	.342	26-25	79	25	27	3	3	2	17	42	.532	16	4	17	1	.475	0	4	13-14	29	0	1	.967	
32 Riley Nelson	.337	29-29	98	27	33	7	0	2	23	46	.469	20	6	20	0	.468	2	0	4-4	181	11	2	.990	
9 Brodie Johnston	.306	24-23	98	19	30	7	1	6	26	57	.582	2	0	25	0	.317	1	0	1-1	9	34	3	.935	
19 Rustan Rigdon	.302	22-19	63	15	19	4	0	0	8	23	.365	12	3	22	0	.430	1	0	8-8	14	6	2	.909	
42 RJ Austin	.301	29-29	113	23	34	9	3	1	23	52	.460	14	6	19	1	.403	1	0	12-14	66	4	0	1.000	
16 Mac Rose	.264	27-23	72	10	19	3	0	1	13	25	.347	19	4	15	1	.429	3	1	0-0	95	7	0	1.000	
13 Jonathan Vastine	.253	28-28	87	19	22	2	0	4	20	36	.414	14	0	26	1	.350	2	2	3-4	35	50	2	.977	
44 Colin Barczy	.253	27-26	99	21	25	8	1	3	22	44	.444	6	3	20	4	.315	0	0	1-1	237	9	0	1.000	
-----																								
5 Mike Mancini	.291	21-19	55	13	16	1	0	1	11	20	.364	12	1	14	1	.426	0	4	4-5	22	37	3	.952	
20 David Mendez	.250	13-2	8	4	2	0	0	1	4	5	.625	1	1	1	0	.400	0	1	1-1	2	0	0	1.000	
26 Braden Holcomb	.218	22-17	55	13	12	0	0	1	10	15	.273	10	1	17	3	.343	1	0	0-0	19	0	0	1.000	
3 Jayden Davis	.195	16-11	41	4	8	3	0	1	4	14	.341	7	1	9	1	.320	1	0	0-0	11	26	1	.974	
18 JD Rogers	.176	17-4	17	6	3	2	0	1	2	8	.471	4	0	4	0	.318	1	0	0-0	6	0	0	1.000	
8 Chris Maldonado	.071	16-6	28	2	2	1	0	0	1	3	.107	5	1	13	1	.235	0	0	0-0	3	2	0	1.000	
2 RJ Hamilton	.000	10-0	3	2	0	0	0	0	0	0	.000	1	0	2	0	.250	0	0	1-2	1	0	0	1.000	
51 Ryker Waite	.000	5-0	2	1	0	0	0	0	1	0	.000	2	0	2	0	.500	0	0	0-0	1	3	0	1.000	
Totals	.275	29	918	204	252	50	8	24	185	390	.425	145	31	226	14	.387	13	12	48-54	741	215	15	.985	
Opponents	.197	29	883	107	174	39	3	27	97	300	.340	105	26	339	13	.298	9	11	16-22	704	250	33	.967	

LOB - Team (213), Opp (186). DPs turned - Team (14), Opp (20). CI - Team (0), Opp (2). IBB - Team (1), Nelson 1, Opp (1).  
Picked off - Rose 1, Nelson 1, Rigdon 1, Austin 1.

**(All games Sorted by Earned run avg)**

Player	era	w-l	app	gs	cg	sho	sv	ip	h	r	er	bb	so	2b	3b	hr	b/avg	wp	hp	bk	sfa	sha
55 Cody Bowker	2.78	2-1	7	7	0	0/2	0	35.2	25	12	11	12	43	6	0	5	.191	1	3	0	0	0
22 JD Thompson	4.62	2-2	7	7	0	0/0	0	37.0	30	19	19	9	48	3	1	6	.219	5	4	0	3	2
-----																						
33 Luke Guth	0.00	0-0	6	0	0	0/0	0	6.0	4	0	0	1	4	0	0	0	.200	1	0	1	0	1
70 Tristan Bristow	0.00	0-0	1	0	0	0/0	0	1.0	0	0	0	0	1	0	0	0	.000	0	0	0	0	0
40 Austin Nye	0.79	1-0	7	7	0	0/2	0	22.2	12	3	2	10	30	4	0	0	.156	0	1	0	0	0
88 Sawyer Hawks	1.57	3-0	8	0	0	0/1	2	23.0	10	4	4	6	32	2	0	1	.132	0	2	0	1	0
34 Brennan Seiber	1.72	1-0	11	1	0	0/2	0	15.2	7	3	3	8	22	0	0	1	.146	3	3	0	1	0
77 Alex Kranzler	2.18	4-1	10	0	0	0/1	2	20.2	15	7	5	4	20	2	1	3	.197	0	0	0	0	1
39 Connor Fennell	2.51	2-0	7	2	0	0/1	0	14.1	9	4	4	3	31	2	0	2	.176	0	2	0	0	1
90 Miller Green	2.84	0-2	9	0	0	0/0	5	12.2	9	5	4	3	17	2	0	2	.200	3	0	0	1	2
73 Tommy O'Rourke	3.12	2-0	10	0	0	0/1	1	8.2	3	3	3	4	11	1	0	0	.107	2	1	0	1	0
36 Levi Huesman	3.86	1-0	7	0	0	0/2	0	4.2	3	2	2	0	8	1	0	0	.188	0	0	0	0	1
37 Jakob Schulz	4.15	1-0	4	0	0	0/0	0	4.1	0	2	2	4	7	0	0	0	.000	0	2	0	0	0
99 England Bryan	6.43	0-0	8	0	0	0/2	0	7.0	5	6	5	7	13	1	0	2	.200	1	0	1	0	1
17 Ryan Ginther	7.20	0-0	5	0	0	0/1	1	5.0	6	4	4	3	8	1	0	1	.300	0	0	0	0	0
43 Matthew Shorey	7.36	1-0	9	0	0	0/1	0	7.1	5	6	6	4	6	2	0	1	.185	0	1	0	0	1
45 Aiden O'Connell	9.00	0-0	1	0	0	0/0	0	1.0	2	1	1	0	2	1	0	0	.400	0	0	0	0	0
89 Ethan McElvain	9.82	0-2	7	5	0	0/0	0	14.2	20	18	16	19	27	8	0	2	.333	1	4	0	2	1
21 Hudson Barton	12.71	1-0	5	0	0	0/0	0	5.2	9	8	8	8	9	3	1	1	.360	0	3	1	0	0
Totals	3.61	21-8	29	29	0	4/4	11	247.0	174	107	99	105	339	39	3	27	.197	17	26	3	9	11
Opponents	6.98	8-21	29	29	0	1/1	3	234.2	252	204	182	145	226	50	8	24	.275	21	31	7	13	12

PB - Team (2), Rose 1, Barczy 1, Opp (3). Pickoffs - Team (6), Seiber 2, Rose 1, Hawks 1, Thompson 1, Nye 1, Opp (4). SBA/ATT - Barczy (13-15), Rose (3-4), McElvain (2-3), Thompson (1-3), Nye (1-3), Kranzler (3-3), Green (2-2), Fennell (2-2), Hawks (2-2), Seiber (2-2), Barton (0-1), Schulz (1-1).



**2025 Vanderbilt Baseball**  
**Conference statistics for Vanderbilt (as of Mar 30, 2025)**  
**(SEC games only Sorted by Batting avg)**



Record: 4-5 Home: 3-3 Away: 1-2 SEC: 4-5

Player	avg	gp-gs	ab	r	h	2b	3b	hr	rbi	tb	slg%	bb	hp	so	gdp	ob%	sf	sh	sb-att	po	a	e	fld%	
13 Jonathan Vastine	.310	9-9	29	6	9	1	0	2	5	16	.552	2	0	6	0	.344	1	0	1-2	9	16	1	.962	
32 Riley Nelson	.281	9-9	32	6	9	4	0	1	4	16	.500	4	0	9	0	.351	1	0	0-0	64	1	0	1.000	
5 Mike Mancini	.238	7-7	21	1	5	0	0	0	0	5	.238	2	0	7	0	.304	0	1	1-1	9	17	1	.963	
9 Brodie Johnston	.237	9-9	38	4	9	2	0	1	6	14	.368	0	0	13	0	.237	0	0	0-0	5	16	2	.913	
44 Colin Barczy	.226	9-9	31	6	7	1	0	2	6	14	.452	4	1	5	1	.333	0	0	0-0	93	4	0	1.000	
16 Mac Rose	.222	9-8	27	2	6	1	0	0	3	7	.259	4	3	9	0	.382	0	0	0-0	0	0	0	.000	
10 Jacob Humphrey	.194	9-9	31	6	6	0	1	1	3	11	.355	7	0	8	1	.342	0	1	3-3	13	0	1	.929	
42 RJ Austin	.162	9-9	37	4	6	2	0	0	4	8	.216	1	2	6	1	.225	0	0	0-0	29	2	0	1.000	
-----																								
26 Braden Holcomb	.316	7-6	19	3	6	0	0	1	5	9	.474	3	0	4	2	.409	0	0	0-0	8	0	0	1.000	
19 Rustan Rigdon	.273	4-3	11	0	3	1	0	0	0	4	.364	0	0	6	0	.273	0	0	0-0	4	1	0	1.000	
3 Jayden Davis	.222	3-2	9	1	2	1	0	0	1	3	.333	0	0	1	0	.222	0	0	0-0	4	5	1	.900	
8 Chris Maldonado	.000	4-1	4	0	0	0	0	0	0	0	.000	0	0	2	0	.000	0	0	0-0	0	0	0	.000	
20 David Mendez	.000	3-0	0	0	0	0	0	0	0	0	.000	0	0	0	0	.000	0	0	0-0	0	0	0	.000	
18 JD Rogers	.000	2-0	0	0	0	0	0	0	0	0	.000	0	0	0	0	.000	0	0	0-0	0	0	0	.000	
Totals	.235	9	289	39	68	13	1	8	37	107	.370	27	6	76	5	.312	2	2	5-6	240	65	7	.978	
Opponents	.238	9	311	50	74	17	1	14	46	135	.434	34	5	94	3	.320	3	2	5-5	237	71	6	.981	

LOB - Team (51), Opp (65). DPs turned - Team (4), Opp (9). CI - Team (0), Opp (1). IBB - Team (0), Opp (1). Picked off - Nelson 1.

**(SEC games only Sorted by Earned run avg)**

Player	era	w-l	app	gs	cg	sho	sv	ip	h	r	er	bb	so	2b	3b	hr	b/avg	wp	hp	bk	sfa	sha
88 Sawyer Hawks	2.45	1-0	3	0	0	0/0	1	11.0	6	3	3	3	12	2	0	1	.158	0	0	0	0	0
55 Cody Bowker	3.78	0-0	3	3	0	0/0	0	16.2	17	8	7	4	15	5	0	3	.254	0	1	0	0	0
39 Connor Fennell	4.00	0-0	3	2	0	0/0	0	9.0	7	4	4	2	18	2	0	2	.206	0	1	0	0	0
22 JD Thompson	5.71	0-2	3	3	0	0/0	0	17.1	15	11	11	4	19	1	1	4	.224	3	1	0	1	0
-----																						
73 Tommy O'Rourke	0.00	1-0	4	0	0	0/0	1	3.0	1	0	0	1	3	0	0	0	.111	0	0	0	1	0
33 Luke Guth	0.00	0-0	2	0	0	0/0	0	1.1	1	0	0	0	0	0	0	0	.167	0	0	0	0	0
36 Levi Huesman	0.00	0-0	1	0	0	0/0	0	0.1	0	0	0	0	0	0	0	0	.000	0	0	0	0	0
90 Miller Green	4.76	0-2	4	0	0	0/0	2	5.2	6	4	3	1	8	2	0	1	.261	1	0	0	0	2
77 Alex Kranzler	5.14	2-1	4	0	0	0/0	0	7.0	8	5	4	3	8	2	0	2	.276	0	0	0	0	0
43 Matthew Shorey	5.40	0-0	3	0	0	0/0	0	1.2	2	1	1	1	0	0	0	0	.286	0	0	0	0	0
34 Brennan Seiber	9.00	0-0	2	0	0	0/0	0	1.0	0	1	1	2	1	0	0	0	.000	0	1	0	0	0
89 Ethan McElvain	13.50	0-0	3	1	0	0/0	0	3.1	6	7	5	6	5	1	0	1	.400	1	1	0	1	0
21 Hudson Barton	13.50	0-0	1	0	0	0/0	0	0.2	1	1	1	3	2	1	0	0	.333	0	0	0	0	0
99 England Bryan	18.00	0-0	2	0	0	0/0	0	1.0	1	2	2	2	2	0	0	0	.250	0	0	0	0	0
17 Ryan Ginther	27.00	0-0	1	0	0	0/0	0	1.0	3	3	3	2	1	1	0	0	.500	0	0	0	0	0
Totals	5.06	4-5	9	9	0	0/0	4	80.0	74	50	45	34	94	17	1	14	.238	5	5	0	3	2
Opponents	4.10	5-4	9	9	0	1/1	1	79.0	68	39	36	27	76	13	1	8	.235	4	6	0	2	2

PB - Team (0), Opp (2). Pickoffs - Team (1), Hawks 1, Opp (1). SBA/ATT - Barczy (5-5), Seiber (1-1), Kranzler (1-1), Green (1-1), Fennell (1-1), Hawks (1-1).

## 2025 Game Results

Date	Opponent	Score	Inns	Overall	SEC	Pitcher of record	Attend	Time
Feb 14, 2025	at Grand Canyon	w 4-3	9	1-0-0	0-0-0	Hawks (W 1-0)	5294	2:52
Feb 15, 2025	vs #24 Nebraska	L 4-6	9	1-1-0	0-0-0	McElvain (L 0-1)	3000	3:05
Feb 16, 2025	vs UC Irvine	w 9-8	9	2-1-0	0-0-0	O'Rourke (W 1-0)	825	3:24
Feb 17, 2025	AIR FORCE	w 3-1	9	3-1-0	0-0-0	Fennell (W 1-0)	3344	3:05
Feb 18, 2025	AIR FORCE	w 5-2	9	4-1-0	0-0-0	Schulz (W 1-0)	3172	2:58
Feb 21, 2025	SAINT MARY'S	w 11-4	9	5-1-0	0-0-0	Hawks (W 2-0)	3306	3:30
Feb 22, 2025	SAINT MARY'S	w 13-7	9	6-1-0	0-0-0	Shorey (W 1-0)	3360	3:22
Feb 23, 2025	SAINT MARY'S	w 10-0	7	7-1-0	0-0-0	Bowker (W 1-0)	3265	2:17
Feb 25, 2025	TENNESSEE TECH	w 16-3	7	8-1-0	0-0-0	Seiber (W 1-0)	3200	3:03
Feb 28, 2025	at UCLA	w 8-3	9	9-1-0	0-0-0	Thompson (W 1-0)	1095	3:12
Mar 01, 2025	at USC	L 1-3	9	9-2-0	0-0-0	McElvain (L 0-2)	3518	3:34
Mar 02, 2025	vs UConn	L 2-6	9	9-3-0	0-0-0	Bowker (L 1-1)	290	2:48
Mar 05, 2025	ST. BONAVENTURE	w 14-1	7	10-3-0	0-0-0	Barton (W 1-0)	3064	3:00
Mar 07, 2025	XAVIER	w 15-3	7	11-3-0	0-0-0	Thompson (W 2-0)	3254	2:28
Mar 08, 2025	XAVIER	w 6-1	9	12-3-0	0-0-0	Kranzler (W 1-0)	3373	2:52
Mar 09, 2025	XAVIER	w 4-0	9	13-3-0	0-0-0	Bowker (W 2-1)	3323	2:14
Mar 11, 2025	VALPARAISO	w 12-0	7	14-3-0	0-0-0	Fennell (W 2-0)	3358	2:19
* Mar 14, 2025	at #23 Auburn	L 2-6	9	14-4-0	0-1-0	Thompson (L 2-1)	4780	2:26
* Mar 15, 2025	at #23 Auburn	w 8-6	9	15-4-0	1-1-0	Hawks (W 3-0)	4669	3:25
* Mar 16, 2025	at #23 Auburn	L 6-7	9	15-5-0	1-2-0	Green (L 0-1)	4799	2:51
Mar 18, 2025	BELMONT	w 13-2	7	16-5-0	1-2-0	Nye (W 1-0)	3802	2:05
* Mar 20, 2025	TEXAS A&M	w 5-3	9	17-5-0	2-2-0	Kranzler (W 2-0)	3802	2:40
* Mar 21, 2025	TEXAS A&M	w 3-1	9	18-5-0	3-2-0	O'Rourke (W 2-0)	3802	2:14
* Mar 22, 2025	TEXAS A&M	w 8-5	9	19-5-0	4-2-0	Kranzler (W 3-0)	3802	3:17
Mar 25, 2025	EASTERN KENTUCKY	w 10-0	8	20-5-0	4-2-0	Huesman (W 1-0)	3802	2:58
* Mar 28, 2025	#2 ARKANSAS	L 0-9	9	20-6-0	4-3-0	Thompson (L 2-2)	3802	2:53
* Mar 29, 2025	#2 ARKANSAS	L 4-6	(10)	20-7-0	4-4-0	Green (L 0-2)	3802	3:15
* Mar 30, 2025	#2 ARKANSAS	L 3-7	9	20-8-0	4-5-0	Kranzler (L 3-1)	3802	2:45
Apr 01, 2025	WKU	w 5-4	(10)	21-8-0	4-5-0	Kranzler (W 4-1)	3802	3:13

\* = Conference game

() extra inning game

## 2025 Miscellaneous Stats

<b>Multiple Hit Games</b>	<b>2</b>	<b>3</b>	<b>4</b>	<b>5+</b>	<b>Total</b>
42 RJ Austin	8	3	-	-	11
32 Riley Nelson	9	2	-	-	11
9 Brodie Johnston	8	2	-	-	10
44 Colin Barczi	7	1	-	-	8
10 Jacob Humphrey	6	1	-	-	7
16 Mac Rose	5	-	-	-	5
19 Rustan Rigdon	3	-	1	-	4
5 Mike Mancini	2	1	-	-	3
13 Jonathan Vastine	2	-	1	-	3
26 Braden Holcomb	1	1	-	-	2
3 Jayden Davis	2	-	-	-	2
8 Chris Maldonado	1	-	-	-	1
<b>TEAM</b>	<b>54</b>	<b>11</b>	<b>2</b>	<b>0</b>	<b>67</b>

<b>Multiple RBI Games</b>	<b>2</b>	<b>3</b>	<b>4</b>	<b>5+</b>	<b>Total</b>
42 RJ Austin	7	1	-	-	8
9 Brodie Johnston	3	2	1	1	7
13 Jonathan Vastine	6	1	-	-	7
32 Riley Nelson	5	1	1	-	7
44 Colin Barczi	4	2	-	-	6
10 Jacob Humphrey	2	2	-	-	4
5 Mike Mancini	2	-	1	-	3
19 Rustan Rigdon	2	-	-	-	2
16 Mac Rose	1	-	-	-	1
20 David Mendez	1	-	-	-	1
26 Braden Holcomb	1	-	-	-	1
<b>TEAM</b>	<b>34</b>	<b>9</b>	<b>3</b>	<b>1</b>	<b>47</b>

<b>Hitting Streaks</b>	<b>Longest</b>	<b>Current</b>
10 Jacob Humphrey	14	1
9 Brodie Johnston	8	1
42 RJ Austin	7	1
26 Braden Holcomb	6	-
19 Rustan Rigdon	6	1
13 Jonathan Vastine	5	2
32 Riley Nelson	5	-
16 Mac Rose	3	1
5 Mike Mancini	3	1
44 Colin Barczi	3	2
3 Jayden Davis	2	-
18 JD Rogers	2	-
20 David Mendez	1	-
8 Chris Maldonado	1	-

<b>Reached Base Streaks</b>	<b>Longest</b>	<b>Current</b>
10 Jacob Humphrey	19	5
32 Riley Nelson	15	2
16 Mac Rose	12	12
13 Jonathan Vastine	11	3
19 Rustan Rigdon	10	1
42 RJ Austin	10	3
44 Colin Barczi	9	2
9 Brodie Johnston	8	1
3 Jayden Davis	7	-
26 Braden Holcomb	6	-
5 Mike Mancini	6	1
18 JD Rogers	5	-
20 David Mendez	2	2
8 Chris Maldonado	2	1
51 Ryker Waite	1	-
2 RJ Hamilton	1	1

## SEASON HIGHS AND LOWS

### TEAM BATTING

Most runs, game \_\_\_\_\_ 16 vs. Tennessee Tech (Feb. 25)  
 Most runs, inning \_\_\_\_\_ 9, 2x, last 7th inn. vs. Xavier (March 7)  
 Most hits, game \_\_\_\_\_ 13 vs. Saint Mary's (Feb. 22)  
 Most hits, inning \_\_\_\_\_ 7 (6th inn.) vs. St. Bonaventure (March 5)  
 Fewest hits, game \_\_\_\_\_ 3 vs. #2 Arkansas (March 28)  
 Most doubles, game \_\_\_\_\_ 4, 3x, last at #25 Auburn (March 15)  
 Most triples, game \_\_\_\_\_ 2, 2x, last vs. Saint Mary's (Feb. 21)  
 Most home runs, game \_\_\_\_\_ 3, 3x, last vs. Belmont (March 18)  
 Most home runs, inning \_\_\_\_\_ 2, 3x, last 4th inn. at #25 Auburn (March 16)  
 Most extra-base hits \_\_\_\_\_ 6 vs. Xavier (March 7)  
 Most total bases \_\_\_\_\_ 24 vs. Xavier (March 7)  
 Most stolen bases, game \_\_\_\_\_ 5, 2x, last vs. Saint Mary's (Feb. 23)  
 Most walks, game \_\_\_\_\_ 13, 2x, last vs. Tennessee Tech (Feb. 25)  
 Most strikeouts, game \_\_\_\_\_ 14 at USC (March 1)  
 Most hit by pitch, game \_\_\_\_\_ 4 at Grand Canyon (Feb. 14)  
 Most left on base \_\_\_\_\_ 17, vs. Saint Mary's (Feb. 21)

### INDIVIDUAL PITCHING

Most innings pitched, SP \_\_\_\_\_ 7.0, Cody Bowker at #25 Auburn (March 16)  
 Most innings pitched, RP \_\_\_\_\_ 4.1, Alex Kranzler vs. Xavier (March 8)  
 Most strikeouts, SP \_\_\_\_\_ 10, 4x, last Connor Fennell vs. #2 Arkansas (March 30)  
 Most strikeouts, RP \_\_\_\_\_ 7, Sawyer Hawks vs. Xavier (March 9)  
 Most walks allowed \_\_\_\_\_ 4, Ethan McElvain vs. Xavier (March 8)  
 Most runs allowed \_\_\_\_\_ 5, 2x, last JD Thompson vs. #2 Arkansas (March 28)  
 Most earned runs allowed \_\_\_\_\_ 5, 2x, last JD Thompson vs. #2 Arkansas (March 28)  
 Most hits allowed \_\_\_\_\_ 7, JD Thompson vs. Saint Mary's (Feb. 21)  
 Fewest hits allowed, CG \_\_\_\_\_ --  
 Most home runs allowed \_\_\_\_\_ 3, JD Thompson vs. #2 Arkansas (March 28)  
 Most pitches thrown \_\_\_\_\_ 107, Cody Bowker at #25 Auburn (March 16)

### INDIVIDUAL BATTING

Most hits \_\_\_\_\_ 4, 2x, last Jonathan Vastine vs. #2 Arkansas (March 30)  
 Most runs \_\_\_\_\_ 3, 7x, last Jacob Humphrey vs. Belmont (March 18)  
 Most doubles \_\_\_\_\_ 2, 4x, last Riley Nelson vs. Texas A&M (March 21)  
 Most triples \_\_\_\_\_ 2, RJ Austin vs. Saint Mary's (Feb. 21)  
 Most home runs \_\_\_\_\_ 2, Brodie Johnston vs. Xavier (March 7)  
 Most total bases \_\_\_\_\_ 8, Brodie Johnston vs. Xavier (March 7)  
 Most RBIs \_\_\_\_\_ 6, Brodie Johnston vs. Xavier (March 7)  
 Most stolen bases \_\_\_\_\_ 4, Jacob Humphrey vs. Belmont (March 18)  
 Most walks \_\_\_\_\_ 3, 4x, last Riley Nelson vs. ECU (March 25)  
 Most strikeouts \_\_\_\_\_ 4, Chris Maldonado at Grand Canyon (Feb. 14)  
 Longest hitting streak \_\_\_\_\_ 14, Jacob Humphrey (Feb. 16-March 14)

### MISCELLANEOUS TEAM

Longest winning streak \_\_\_\_\_ 8 games (Feb. 16-28)  
 Longest losing streak \_\_\_\_\_ 3 games (March 28-30)  
 Most games over .500 \_\_\_\_\_ 15 games, 20-5 (March 25)  
 Most games under .500 \_\_\_\_\_ N/A  
 Longest game, innings \_\_\_\_\_ 10 inn., 2x, last vs. WKU (April 1)  
 Longest game, time \_\_\_\_\_ 3:34 at USC (March 1)  
 Shortest game, time \_\_\_\_\_ 2:05 (7 inn.) vs. Belmont (March 18)  
 Largest crowd, Hawkins Field \_\_\_\_\_ 3,802, 9x, last vs. WKU (April 1)  
 Smallest crowd, Hawkins Field \_\_\_\_\_ 3,064 vs. St. Bonaventure (March 5)  
 Largest crowd, road \_\_\_\_\_ 5,294 at Grand Canyon (Feb. 14)  
 Smallest crowd, road \_\_\_\_\_ 825 vs. UC Irvine (Feb. 16)  
 Largest winning margin \_\_\_\_\_ 13, 2x, last 14-1 (7 inn.) vs. St. Bonaventure (March 5)  
 Largest losing margin \_\_\_\_\_ 9, 9-0 vs. #2 Arkansas (March 28)  
 Largest deficit overcome to win \_\_\_\_\_ 4, vs. Saint Mary's (Feb. 22)  
 Largest lead relinquished to lose \_\_\_\_\_ 5, led 6-1 at #25 Auburn (March 16)  
 Most double plays turned \_\_\_\_\_ 2 vs. ECU (March 25)  
 Most double plays turned by opponent \_\_\_\_\_ 2, 4x, last vs. Texas A&M (March 20)  
 Most errors \_\_\_\_\_ 3 vs. Saint Mary's (Feb. 22)  
 Most errors by an opponent \_\_\_\_\_ 5 vs. Valparaiso (March 11)  
 Most stolen bases by an opponent \_\_\_\_\_ 3 vs. Xavier (March 8)

### TEAM PITCHING

Most walks \_\_\_\_\_ 9 vs. #2 Arkansas (March 28)  
 Fewest walks \_\_\_\_\_ 1, 4x, last vs. Texas A&M (March 21)  
 Most runs allowed, game \_\_\_\_\_ 9 vs. #2 Arkansas (March 28)  
 Most runs allowed, inning \_\_\_\_\_ 6 (6th inn.) vs. UC Irvine (Feb. 16)  
 Most hits allowed, game \_\_\_\_\_ 11 vs. Texas A&M (March 22)  
 Most hits allowed, inning \_\_\_\_\_ 4, 3x, last 8th inn. vs. #2 Arkansas (March 30)  
 Fewest hits allowed, game \_\_\_\_\_ 1 vs. Xavier (March 9)  
 Most home runs allowed, game \_\_\_\_\_ 3, 3x, last 3 vs. #2 Arkansas (March 30)  
 Most consecutive scoreless inn. \_\_\_\_\_ 21 vs. Xavier/Valpo (March 8-11)

## 2025 HOME RUN NOTES

**HOMERS AT THE HAWK: 15**

**HOMERS ON THE ROAD: 9**

**SOLO HOMERS: 12**

**2-RUN HOMERS: 5**

**3-RUN HOMERS: 4**

**GRAND SLAMS: 3**

#### 2-HOME RUN GAMES BY VANDERBILT (1 in 2025)

Last: Brodie Johnston, 3/7/25 vs. Xavier

#### 3-HOME RUN GAMES BY VANDERBILT (0 IN 2025)

Last: Connor Kaiser, 6/3/18 at Clemson

#### PINCH-HIT HOME RUNS BY VANDERBILT (0 IN 2025)

Last: Troy LaNeve, 5/18/24 at #2 Kentucky

#### GRAND SLAMS BY VANDERBILT (3 IN 2025)

Last: Mike Mancini, 3/18/25 vs. Belmont

#### FIRST-INNING LEADOFF HOME RUNS BY VANDERBILT (1 in 2025)

Last: RJ Austin, 2/15/25 vs. #24 Nebraska

#### WALK-OFF HOME RUNS (0 IN 2025)

Last: Davis Diaz, 4/23/24 vs. UT Martin

#### INSIDE-THE-PARK HOME RUNS BY VANDERBILT (0 IN 2025)

Last: Will Toffey, 3/22/17 vs. Belmont

#### BACK-TO-BACK HOME RUNS BY VANDERBILT (2 IN 2025)

Last: Jonathan Vastine and Braden Holcomb (4th inn.), 3/16/25 at Auburn

# THE LAST TIME VANDERBILT ...

<b>Won 5 or more consecutive games</b>	<b>5 games (March 5-March 11)</b>
<b>Won 7 or more consecutive games</b>	<b>8 games (Feb. 16-28, 2025)</b>
Won 10 or more consecutive games	14 games (Feb. 27-March 12, 2024)
Won 13 or more consecutive games	14 games (Feb. 27-March 19, 2024)
Won 14 or more consecutive games	14 games (Feb. 27-March 19, 2024)
Won 15 or more consecutive games	15 games (March 14-April 6, 2023)

<b>Won 5 or more consecutive home games</b>	<b>17 games (May 12, 2024-March 25, 2025)</b>
<b>Won 8 or more consecutive home games</b>	<b>17 games (May 12, 2024-March 25, 2025)</b>
<b>Won 10 or more consecutive home games</b>	<b>17 games (May 12, 2024-March 25, 2025)</b>
Won 15 or more consecutive home games	17 games (May 12, 2024-March 25, 2025)
Won 20 or more consecutive home games	Never Happened

Won 5 or more consecutive road games	5 games (March 5, 2023-April 6, 2023)
Won 7 or more consecutive road games	7 games (March 25, 2021-April 16, 2021)
Won 10 or more consecutive road games	11 games (April 9-May 17, 2019)
Won 12 or more consecutive road games	13 games (April 20, 2013-March 18, 2014)

Won 5 or more consecutive conference games	10 games (March 16, 2023-April 6, 2023)
Won 6 or more consecutive conference games	10 games (March 16, 2023-April 6, 2023)
Won 9 or more consecutive conference games	10 games (March 16, 2023-April 6, 2023)
Won 11 or more consecutive conference games	11 games (April 20-May 16, 2013)

Won 5 or more consecutive conference home games	8 games (March 15-April 19, 2024)
Won 8 or more consecutive conference home games	8 games (March 15-April 19, 2024)
Won 9 or more consecutive conference home games	12 games (March 23-May 16, 2013)

Won 5 or more consecutive conference road games	16 games (April 19, 2019-April 16, 2021)
Won 7 or more consecutive conference road games	16 games (April 19, 2019-April 16, 2021)
Won 9 or more consecutive conference road games	16 games (April 19, 2019-April 16, 2021)

<b>Won 5 or more consecutive midweek games</b>	<b>20 games (Feb. 21, 2024-pres.)</b>
<b>Won 10 or more consecutive midweek games</b>	<b>20 games (Feb. 21, 2024-pres.)</b>
<b>Won 15 or more consecutive midweek games</b>	<b>20 games (Feb. 21, 2024-pres.)</b>
<b>Won 20 or more consecutive midweek games</b>	<b>20 games (Feb. 21, 2024-pres.)</b>
Won 25 or more consecutive midweek games	25 games (March 5, 2019-April 20, 2021)

<b>Won 5 or more consecutive midweek home games</b>	<b>18 games (Feb. 21, 2024-pres.)</b>
<b>Won 10 or more consecutive midweek home games</b>	<b>18 games (Feb. 21, 2024-pres.)</b>
<b>Won 15 or more consecutive midweek home games</b>	<b>18 games (Feb. 21, 2024-pres.)</b>
Won 20 or more consecutive midweek home games	28 games (March 5, 2019-April 19, 2022)

Lost 5 or more consecutive games	6 games (April 29-May 8, 2018)
Lost 7 or more consecutive games	7 games (March 28-April 6, 1997)
Lost 8 or more consecutive games	12 games (March 25-April 10, 1994)

Lost 4 or more consecutive home games	4 games (Feb. 24-29, 2012)
Lost 5 or more consecutive home games	6 games (April 30-May 22, 2005)
Lost 6 or more consecutive home games	6 games (April 30-May 22, 2005)
Lost 7 or more consecutive home games	9 games (1965-1966)

Lost 5 or more consecutive road games	5 games (May 3-17, 2024)
Lost 6 or more consecutive road games	6 games (March 30-April 20, 2018)
Lost 7 or more consecutive road games	8 games (Feb. 17-April 6, 2012)
Lost 8 or more consecutive road games	8 games (Feb. 17-April 6, 2012)
Lost 9 or more consecutive road games	9 games (March 25-April 26, 1994)
Lost 10 or more consecutive road games	11 games (April 18, 1978-March 5, 1979)

Lost 5 or more consecutive conference games	7 games (April 26-May 11, 2024)
Lost 6 or more consecutive conference games	7 games (April 26-May 11, 2024)
Lost 7 or more consecutive conference games	7 games (April 26-May 11, 2024)
Lost 8 or more consecutive conference games	11 games (April 5-27, 2002)
Lost 9 or more consecutive conference games	11 games (April 5-27, 2002)
Lost 10 or more consecutive conference games	11 games (April 5-27, 2002)

Lost 5 or more consecutive conference home games	5 games (April 12-27, 2002)
Lost 6 or more consecutive conference home games	9 games (April 14-May 14, 2000)
Lost 7 or more consecutive conference home games	9 games (April 14-May 14, 2000)
Lost 8 or more consecutive conference home games	9 games (April 14-May 14, 2000)

Lost 5 or more consecutive conference road games	8 games (April 12 - May 17, 2024)
Lost 6 or more consecutive conference road games	8 games (April 12 - May 17, 2024)
Lost 7 or more consecutive conference road games	8 games (April 12 - May 17, 2024)
Lost 8 or more consecutive conference road games	8 games (April 12 - May 17, 2024)
Lost 10 or more consecutive conference road games	10 games (April 5-May 17, 2002)

<b>Shutout an opponent</b>	<b>vs. EKU, 10-0 (8 inn.)(March 25, 2025)</b>
Shutout an opponent on Opening Day	vs. #7 Oklahoma State, 3-0 (Feb. 18, 2022)
<b>Shutout an opponent at home</b>	<b>vs. EKU, 10-0 (8 inn.)(March 25, 2025)</b>
Shutout an SEC opponent at home	vs. #1 Tennessee, 3-0 (May 12, 2024)
Shutout an opponent on the road	at Missouri, 5-0, (April 8, 2023)
Shutout an SEC opponent on the road	at Missouri, 5-0, (April 8, 2023)
Shutout an opponent on a neutral field	vs. Duke, 3-0 @ Nashville Super Regional (June 8, 2019)
<b>Shutout a midweek opponent at home</b>	<b>vs. EKU, 10-0 (8 inn.)(March 25, 2025)</b>
Shutout a midweek opponent on the road	at Middle Tennessee, 1-0 (April 12, 2011)
<b>Shutout back-to-back opponents</b>	<b>vs. Xavier (4-0), vs. Valparaiso (12-0) [7 Inn.](March 9-11, 2025)</b>
Shutout three consecutive opponents	vs. South Alabama, 3-0 + 4-0; vs. Illinois-Chicago, 9-0 (Feb. 18-21, 2020)

<b>Was shutout</b>	<b>vs. #2 Arkansas, 0-9 (March 28, 2025)</b>
Was shutout in back-to-back games	at #3 Texas A&M, 0-15 (7 inn.), 0-9 (April 12-13, 2024)

Was shutout on Opening Day	vs. San Diego, 10-0 (Feb. 17, 2006)
<b>Was shutout at home</b>	<b>vs. #2 Arkansas, 0-9 (March 28, 2025)</b>
<b>Was shutout at home by an SEC opponent</b>	<b>vs. #2 Arkansas, 0-9 (March 28, 2025)</b>
Was shutout on the road	at #19 Georgia, 0-10 (7 inn.) (May 3, 2024)
Was shutout on the road by an SEC opponent	at #19 Georgia, 0-10 (7 inn.) (May 3, 2024)
Was shutout on a neutral field	vs. Mississippi State, 9-0, at College World Series (June 30, 2021)
Was shutout against a midweek opponent at home	vs. #10 Louisville, 1-0 (May 3, 2022)
Was shutout against a midweek opponent on the road	at North Florida, 2-0 (March 5, 1991)
Was shutout against a non-conference opponent on a neutral site	vs. NC State, 1-0, at CWS (June 21, 2021)

<b>Run-ruled an opponent</b>	<b>vs. EKU, 10-0 (8 inn.)(March 25, 2025)</b>
<b>Run-ruled an opponent at home</b>	<b>vs. EKU, 10-0 (8 inn.)(March 25, 2025)</b>
<b>Run-ruled an opponent this season</b>	<b>7x, last vs. EKU, 10-0 (8 inn.)(March 25, 2025)</b>

Was run-ruled	at #2 Kentucky, 7-17 (7 inn.) (May 17, 2024)
---------------	--

Played in 14 or more innings	14 innings, vs. Illinois-Chicago (W, 6-5) (Feb. 27, 2016)
Played in 15 or more innings	16 innings, vs. Ole Miss (L, 6-5) (April 10, 2015)
Played in 16 or more innings	16 innings, vs. Ole Miss (L, 6-5) (April 10, 2015)
Played in 17 or more innings	2x, last 17 innings, vs. Evansville (W, 2-1) (March 8, 2023)
	Previous: 17 innings, vs. Louisville (W, 11-10) (May 11, 2010)

Won both games of a doubleheader	vs. Wagner: 12-1, 13-1 (March 5, 2022)
Shutout opponent in both games of a doubleheader	vs. Georgia: 3-0, 6-0 (April 27, 1976)
Lost both games of a doubleheader	at South Carolina: 4-8, 3-8 (March 23, 2024)

<b>Swept a 3-game series at home</b>	<b>vs. Texas A&amp;M (March 20-22, 2025)</b>
<b>Swept a 3-game series at home vs. non-conference opponent</b>	<b>vs. Xavier (March 7-9, 2025)</b>
Swept a 3-game series on the road	at Mississippi State (March 24-27, 2023)
Swept a 3-game SEC series at home	vs. Texas A&M (March 20-22, 2025)
Swept a 3-game SEC series on the road	at Mississippi State (March 24-27, 2023)
<b>Swept a midweek series at home</b>	<b>2 games, vs. Air Force (Feb. 17-18, 2025)</b>
Swept a midweek series on the road	2 games, at Ohio (May 17-18, 2005)
Swept a four-game series	at Hawaii (March 4-6, 2022)

<b>Was swept in a 3-game series at home</b>	<b>vs. #2 Arkansas (March 28-30, 2025)</b>
Was swept in a 3-game series at home vs. non-conference opponent	vs. Oregon (Feb. 24-26, 2012)
Was swept in a 3-game series on the road	at #19 Georgia (May 3-5, 2024)
Was swept in a 3-game SEC series at home	vs. #2 Arkansas (March 28-30, 2025)
Was swept in a 3-game SEC series on the road	at #19 Georgia (May 3-5, 2024)

Swept 3 or more SEC series in a season	4, 2023 (vs. Ole Miss, at Miss. St., vs. Georgia, vs. UK)
Swept 5 or more SEC series in a season	5, 2019 (vs. UF, at ALA, vs. AUB, at USC, at UK)
Swept 6 or more SEC series in a season	6, 2013 (at AUB, vs. UT, at OM, vs. MIZ, vs. MSU, vs. UK)
Was swept in 3 or more SEC series in a season	3, 2024 (at USC, at TAMU, at UGA)
Was swept in 4 or more SEC series in a season	4, 2002 (vs. UGA, at OM, at UF, at AUB)

Swept Alabama in a 3-game series at home	April 9-11, 2011
Swept Alabama in a 3-game series on the road	April 19-21, 2019
Was swept by Alabama in a 3-game series at home	April 17-19, 2009
Was swept by Alabama in a 3-game series on the road	April 22-23, 2006

Swept Florida in a 3-game series at home	March 21-23, 2019
Swept Florida in a 3-game series on the road	Never Happened
Was swept by Florida in a 3-game series at home	May 20-22, 2005
Was swept by Florida in a 3-game series on the road	May 12-14, 2023

Swept Georgia in a 3-game series at home	March 31-April 2, 2023
Swept Georgia in a 3-game series on the road	April 3-5, 2015
Was swept by Georgia in a 3-game series at home	March 31-April 2, 2023
Was swept by Georgia in a 3-game series on the road	May 3-5, 2024

Swept Kentucky in a 3-game series at home	April 28-April 30, 2023
Swept Kentucky in a 3-game series on the road	May 16-18, 2019
Was swept by Kentucky in a 3-game series at home	May 12-14, 2000
Was swept by Kentucky in a 3-game series on the road	April 9-10, 1988

Swept LSU in a 3-game series at home	April 22-24, 2011
Swept LSU in a 3-game series on the road	April 1-3, 2021
Was swept by LSU in a 3-game series at home	May 19-21, 2022
Was swept by LSU in a 3-game series on the road	March 7-9, 1997

Swept Mississippi State in a 3-game series at home	April 26-28, 2013
Swept Mississippi State in a 3-game series on the road	March 24-27, 2023
Was swept by Mississippi State in a 3-game series at home	April 20-21, 1991
Was swept by Mississippi State in a 3-game series on the road	March 11-12, 2000

Swept Missouri in a 3-game series at home	March 28-30, 2024
Swept Missouri in a 3-game series on the road	March 25-27, 2021
Was swept by Missouri in a 3-game series at home	Never Happened
Was swept by Missouri in a 3-game series on the road	Never Happened

Swept South Carolina in a 3-game series at home	Never Happened
Swept South Carolina in a 3-game series on the road	May 3-5, 2019
Was swept by South Carolina in a 3-game series at home	April 12-14, 2002
Was swept by South Carolina in a 3-game series on the road	March 23-24, 2024

Swept Tennessee in a 3-game series at home	March 29-31, 2013
Swept Tennessee in a 3-game series on the road	May 2-4, 2008
Was swept by Tennessee in a 3-game series at home	April 1-3, 2022
Was swept by Tennessee in a 3-game series on the road	April 21-23, 2023

<b>Swept Texas A&amp;M in a 3-game series at home</b>	<b>March 20-22, 2025</b>
Swept Texas A&M in a 3-game series on the road	Never Happened
Was swept by Texas A&M in a 3-game series at home	Never Happened
Was swept by Texas A&M in a 3-game series on the road	April 12-14, 2024

# THE LAST TIME VANDERBILT ...

**Defeated a Top 25 ranked team** \_\_\_\_\_ at #25 Auburn, 8-6 (March 15, 2025)  
 Defeated a Top 25 ranked team at home \_\_\_\_\_ vs. #1 Tennessee, 3-0 (May 12, 2024)  
**Defeated a Top 25 ranked team on the road** \_\_\_\_\_ at #25 Auburn, 8-6 (March 15, 2025)  
 Defeated a Top 25 ranked team at a neutral site \_\_\_\_\_ vs. #15 Mississippi State, 4-3 [SECT] (May 23, 2024)  
 Defeated a Top 25 ranked non-conference team \_\_\_\_\_ vs. #15 Texas, 14-11 (March 3, 2024)  
 Defeated a Top 25 ranked non-conference team at home \_\_\_\_\_ vs. #17 UCLA, 2-1 (Feb. 26, 2023)  
 Defeated a Top 25 ranked non-conference team on the road \_\_\_\_\_ at #13 Oklahoma State - Game 2, 18-4 (March 13, 2021)

Defeated a Top 20 ranked team \_\_\_\_\_ vs. #15 Mississippi State, 4-3 [SECT] (May 23, 2024)  
 Defeated a Top 20 ranked team at home \_\_\_\_\_ vs. #1 Tennessee, 3-0 (May 12, 2024)  
 Defeated a Top 20 ranked team on the road \_\_\_\_\_ at #2 Kentucky, 12-4 (May 18, 2024)  
 Defeated a Top 20 ranked team at a neutral site \_\_\_\_\_ vs. #15 Mississippi State, 4-3 [SECT] (May 23, 2024)

Defeated a Top 15 ranked team \_\_\_\_\_ vs. #15 Mississippi State, 4-3 [SECT] (May 23, 2024)  
 Defeated a Top 15 ranked team at home \_\_\_\_\_ vs. #1 Tennessee, 3-0 (May 12, 2024)  
 Defeated a Top 15 ranked team on the road \_\_\_\_\_ at #2 Kentucky, 12-4 (May 18, 2024)  
 Defeated a Top 15 ranked team at a neutral site \_\_\_\_\_ vs. #15 Mississippi State, 4-3 [SECT] (May 23, 2024)

Defeated a Top 10 ranked team \_\_\_\_\_ vs. #1 Tennessee, 13-4 [SECT] (May 22, 2024)  
 Defeated a Top 10 ranked team at home \_\_\_\_\_ vs. #1 Tennessee, 3-0 (May 12, 2024)  
 Defeated a Top 10 ranked team on the road \_\_\_\_\_ at #2 Kentucky, 12-4 (May 18, 2024)  
 Defeated a Top 10 ranked team at a neutral site \_\_\_\_\_ vs. #1 Tennessee, 13-4 [SECT] (May 22, 2024)

Defeated a Top 5 ranked team \_\_\_\_\_ vs. #1 Tennessee, 13-4 [SECT] (May 22, 2024)  
 Defeated a Top 5 ranked team at home \_\_\_\_\_ vs. #1 Tennessee, 3-0 (May 12, 2024)  
 Defeated a Top 5 ranked team on the road \_\_\_\_\_ at #2 Kentucky, 12-4 (May 18, 2024)  
 Defeated a Top 5 ranked team at a neutral site \_\_\_\_\_ vs. #1 Tennessee, 13-4 [SECT] (May 22, 2024)

Defeated a #1 ranked team \_\_\_\_\_ vs. #1 Tennessee, 3-0 (May 12, 2024)  
 Defeated a #1 ranked team at home \_\_\_\_\_ vs. #1 Tennessee, 3-0 (May 12, 2024)  
 Defeated a #1 ranked team on the road \_\_\_\_\_ at #1 Florida, 5-0 (May 14, 2016)  
 Defeated a #1 ranked team at a neutral site \_\_\_\_\_ vs. #1 Tennessee, 13-4 [SECT] (May 22, 2024)

Won a series against a Top 25 ranked team \_\_\_\_\_ at #18 LSU, 6-10, 8-6, 13-3 (8 inn.) (April 4-6, 2024)  
 Won a series against a Top 10 ranked team \_\_\_\_\_ vs. #2 Arkansas, 2-8, 10-8, 7-6 (May 18-20, 2023)  
 Won a series against a Top 25 ranked team at home \_\_\_\_\_ vs. #18 Auburn, 11-1, 13-5, 9-6 (March 15-17, 2024)  
 Won a series against a Top 10 ranked team at home \_\_\_\_\_ vs. #2 Arkansas, 2-8, 10-8, 7-6 (May 18-20, 2023)  
 Won a series against a Top 25 ranked team on the road \_\_\_\_\_ at #18 LSU, 6-10, 8-6, 13-3 (8 inn.) (April 4-6, 2024)  
 Won a series against a Top 10 ranked team on the road \_\_\_\_\_ at #4 Arkansas, 9-6, 6-11, 5-0 (May 13-15, 2022)  
 Swept a series against a Top 25 ranked team \_\_\_\_\_ vs. #18 Auburn, 11-1, 13-5, 9-6 (March 15-17, 2024)  
 Swept a series against a Top 10 ranked team \_\_\_\_\_ 2 games, at #1 Arkansas, 9-0, 13-6 (April 10-11, 2009)  
 3 games, vs. #3 Ole Miss, 12-2, 8-0, 7-2 (March 16-18, 2023)  
 Played to a tie \_\_\_\_\_ vs. Alabama, 3-3 - 8 inn. (May 20, 2017)

**Hit back-to-back home runs** \_\_\_\_\_ Jonathan Vastine (2-run), Braden Holcomb (solo) at #25 Auburn (March 16, 2025)  
 Hit back-to-back HR twice in a game \_\_\_\_\_ Spencer Jones (solo), Dominic Keegan (solo) - 3rd inn.; Tate Kolwyck (solo), Carter Young (solo) - 7th inn. vs. Missouri (March 20, 2022)  
 Had multiple players hit 2-or-more home runs \_\_\_\_\_ Stephen Scott (2), Philip Clarke (2), Connor Kaiser (3) at Clemson (June 3, 2018)  
**Hit 2 or more home runs in an inning** \_\_\_\_\_ 2, 4th inn. at #25 Auburn (March 16, 2025)  
 Hit 3 or more home runs in an inning \_\_\_\_\_ 3, 4th inning, vs. Georgia State (May 2, 2023)  
 Hit 5 or more home runs in a game \_\_\_\_\_ 5, vs. Duke (June 9, 2019)  
 Hit 6 or more home runs in a game \_\_\_\_\_ 9, vs. #8 Clemson @ NCAA Clemson Regional (June 3, 2018)  
 Hit 8 or more home runs in a game \_\_\_\_\_ 9, vs. #8 Clemson @ NCAA Clemson Regional (June 3, 2018)  
 Hit multiple grand slams in a single game \_\_\_\_\_ 2, Noland Parker at Mississippi State (March 24, 2023)  
**Hit multiple grand slams in a season** \_\_\_\_\_ 3 (Riley Nelson/Brodie Johnston/Mike Mancini) (2025)  
**Hit 3 or more grand slams in a season** \_\_\_\_\_ 3 (Riley Nelson/Brodie Johnston/Mike Mancini) (2025)  
 Hit 4 or more grand slams in a season \_\_\_\_\_ 4 (D. Keegan, T. Kolwyck, C. Young, I. Thomas) (2021)

Homered in 3 or more consecutive innings \_\_\_\_\_ 3, vs. #1 Tennessee, 7th-8th-9th [SECT] (May 22, 2024)  
 Homered in 4 or more consecutive innings \_\_\_\_\_ 4, vs. Clemson, 5th-6th-7th-8th (June 3, 2018)  
 Homered in 5 or more consecutive games \_\_\_\_\_ 13 games (March 1-22, 2022)  
 Homered in 8 or more consecutive games \_\_\_\_\_ 13 games (March 1-22, 2022)  
 Homered in 9 or more consecutive games \_\_\_\_\_ 13 games (March 1-22, 2022)  
 Homered in 10 or more consecutive games \_\_\_\_\_ 13 games (March 1-22, 2022)

**Scored 10 or more runs in 3 consecutive games** \_\_\_\_\_ 4 games (Feb. 21-25, 2025)  
**Scored 10 or more runs in 4 consecutive games** \_\_\_\_\_ 4 games (Feb. 21-25, 2025)  
 Scored 10 or more runs in 5 or more consecutive games \_\_\_\_\_ 6 games (April 22-May 1, 2011)  
**Scored 15 or more runs in a game** \_\_\_\_\_ 15, vs. Xavier (7 inn.) (March 7, 2025)  
 Scored 20 or more runs in a game \_\_\_\_\_ 20, vs. Indiana State (Feb. 27, 2024)  
 Scored 20 or more runs in consecutive games \_\_\_\_\_ 21-10 vs. Tennessee Tech; 22-11 at S. Carolina (April 30; May 3, 2019)

Scored 10 or more runs in a loss \_\_\_\_\_ 12-14, vs. Arkansas (April 14, 2019)  
 Scored 15 or more runs in a loss \_\_\_\_\_ 15-16, 10 inn. - at LSU (May 7, 2010)  
 Scored 17 or more runs in a loss \_\_\_\_\_ 17-22, vs. Michigan State (March 20, 1993)  
 Scored 20 or more runs in a loss \_\_\_\_\_ Never Happened

**Scored 10 or more unanswered runs (1 game)** \_\_\_\_\_ 10 vs. ECU (March 25, 2025)  
**Scored 10 or more unanswered runs** \_\_\_\_\_ 20, vs. Xavier/Valparaiso (March 8-11, 2025)  
**Scored 15 or more unanswered runs (1 game)** \_\_\_\_\_ 16 vs. Tennessee Tech (Feb. 25, 2025)  
**Scored 15 or more unanswered runs** \_\_\_\_\_ 20, vs. Xavier/Valparaiso (March 8-11, 2025)  
 Scored 20 or more unanswered runs (1 game) \_\_\_\_\_ 21, vs. Radford @ NCAA Nashville Regional (June 1, 2015)  
**Scored 20 or more unanswered runs** \_\_\_\_\_ 20, vs. Xavier/Valparaiso (March 8-11, 2025)

**Scored in 5 consecutive innings** \_\_\_\_\_ 6, (1st-6th) vs. Belmont (March 18, 2025)  
**Scored in 6 consecutive innings** \_\_\_\_\_ 6, (1st-6th) vs. Belmont (March 18, 2025)  
 Scored in 7 consecutive innings \_\_\_\_\_ 8, (1st-8th) at #18 LSU (April 6, 2024)  
 Scored in 8 consecutive innings \_\_\_\_\_ 8, (1st-8th) at #18 LSU (April 6, 2024)  
 Scored in 9 or more consecutive innings (multiple games) \_\_\_\_\_ 13 innings, three games (April 5-9, 2024)

Scored 5 or more runs in the first inning \_\_\_\_\_ 7, vs. MTSU (April 9, 2024)  
 Scored 6 or more runs in the first inning \_\_\_\_\_ 7, vs. MTSU (April 9, 2024)  
 Scored 7 or more runs in the first inning \_\_\_\_\_ 7, vs. MTSU (April 9, 2024)  
 Scored 9 or more runs in the first inning \_\_\_\_\_ 9, vs. Samford (March 12, 2019)

Scored in the first inning in 4 or more consecutive games \_\_\_\_\_ 4 games (May 24-27, 2023)  
**Scored 7 or more runs in an inning** \_\_\_\_\_ 8, (3rd inn.) vs. Belmont (March 18, 2025)  
 Scored 10 or more runs in an inning \_\_\_\_\_ 10, (5th inn.) vs. Belmont, 13-4 (March 22, 2022)  
 Scored 14 or more runs in an inning \_\_\_\_\_ 14 (3rd inn.) vs. Middle Tennessee (May 15, 2018)  
**Scored 4 or more runs in three diff. innings** \_\_\_\_\_ 4 (1st), 5 (3rd), 4 (4th) vs. Tennessee Tech (Feb. 25, 2025)  
 Scored 4 or more runs in three diff. innings in consecutive games \_\_\_\_\_ 6 (1st inn), 5 (3rd inn) & 4 (4th inn) vs. Tennessee Tech (April 30, 2019) and 7 (4th inn), 9 (6th inn) & 5 (7th inn) at S. Carolina (May 3, 2019)

Scored 10 or more runs in a road game \_\_\_\_\_ 12, at #2 Kentucky (May 18, 2024)  
 Scored 15 or more runs in a road game \_\_\_\_\_ 15, at Lipscomb (April 16, 2024)  
 Scored 20 or more runs in a road game \_\_\_\_\_ 26, at Mississippi State (March 24, 2023)  
 Scored 25 or more runs in a road game \_\_\_\_\_ 26, at Mississippi State (March 24, 2023)

Allowed 10 or more runs in a loss \_\_\_\_\_ 17, at #2 Kentucky (May 17 2024)  
 Allowed 10 or more runs in a win \_\_\_\_\_ 11, vs. Florida Atlantic (Feb. 16, 2024)  
 Allowed 15 or more runs in a game \_\_\_\_\_ 17, at #2 Kentucky (May 17 2024)  
 Allowed 20 or more runs in a game \_\_\_\_\_ 20, vs. Florida (April 15, 2017)  
 Allowed 7 or more runs in an inning \_\_\_\_\_ 7, 8th inn. vs. Dayton (Feb. 20, 2024)  
 Allowed 10 or more runs in an inning \_\_\_\_\_ 13, 7th inn. vs. Xavier (June 4, 2016)  
 Allowed 5 or more runs in the first inning \_\_\_\_\_ 5, at #2 Kentucky (May 17, 2024)

**Overcame a deficit of 4 or more runs in a win** \_\_\_\_\_ 4, vs. Saint Mary's (Feb. 22, 2025)  
 Overcame a deficit of 5 or more runs in a win \_\_\_\_\_ 5, vs. Tennessee Tech (April 30, 2024)  
 Overcame a deficit of 6 or more runs in a win \_\_\_\_\_ 8, vs. #15 Texas (March 3, 2024)  
 Overcame a deficit of 7 or more runs in a win \_\_\_\_\_ 8, vs. #15 Texas (March 3, 2024)  
 Overcame a deficit of 8 or more runs in a win \_\_\_\_\_ 8, vs. #15 Texas (March 3, 2024)  
 Overcame a deficit of 9 or more runs in a win \_\_\_\_\_ 10, vs. Illinois State (March 1, 2015)

**Squandered a lead of 5 or more runs in a loss** \_\_\_\_\_ 5, at #25 Auburn (March 16, 2024)  
 Squandered a lead of 6 or more runs in a loss \_\_\_\_\_ 6, vs. Gonzaga (Feb. 25, 2024)  
 Squandered a lead of 7 or more runs in a loss \_\_\_\_\_ 7, vs. South Carolina (April 27, 2018)

Had 15 or more hits in a game \_\_\_\_\_ 15, vs. #1 Tennessee [SECT] (May 22, 2024)  
 Had 15 or more hits in a win \_\_\_\_\_ 15, vs. #1 Tennessee [SECT] (May 22, 2024)  
 Had 18 or more hits in a game \_\_\_\_\_ 18, vs. Georgia (April 1, 2023)  
 Had 18 or more hits in a win \_\_\_\_\_ 18, vs. Georgia (April 1, 2023)  
 Had 20 or more hits in a win \_\_\_\_\_ 23, at Auburn (April 9, 2022)  
 Had 30 or more hits in a game \_\_\_\_\_ 30, vs. Alabama (April 17, 1988)  
 Had 50 or more hits in an SEC series \_\_\_\_\_ 54, vs. Missouri (April 12-14, 2013)  
 Had 15 or more hits in a loss \_\_\_\_\_ 17, vs. Florida (April 15, 2017)

Had at least 15 hits in back-to-back games \_\_\_\_\_ 17, 17, vs. #18 Auburn (March 16-17, 2024)  
 Had at least 10 hits in 5 or more consecutive games \_\_\_\_\_ 5 games (March 11-18, 2022)  
 Had at least 10 hits in 6 or more consecutive games \_\_\_\_\_ 6 games (Feb. 20-March 1, 2019)  
 Had at least 10 hits in 7 or more consecutive games \_\_\_\_\_ 7 games (Feb. 18-27, 2018)  
 Had at least 10 hits in 8 or more consecutive games \_\_\_\_\_ 8 games (Feb. 27-March 12, 2010)

Had 5 or more doubles in a game \_\_\_\_\_ 5, vs. Florida (April 19, 2024)  
 Had 6 or more doubles in a game \_\_\_\_\_ 7, vs. Gonzaga (Feb. 25, 2024)  
 Had 7 or more doubles in a game \_\_\_\_\_ 7, vs. Gonzaga (Feb. 25, 2024)  
 Allowed 5 or more doubles in a game \_\_\_\_\_ 5, at #22 Georgia (May 6, 2022)  
 Allowed 6 or more doubles in a game \_\_\_\_\_ 8, vs. Nebraska (March 3, 2023)

**Had 2 or more triples in a game** \_\_\_\_\_ 2, vs. Saint Mary's (Feb. 21, 2025)  
 Had 3 or more triples in a game \_\_\_\_\_ 4, vs. Radford (May 31, 2015)  
 Had 4 or more triples in a game \_\_\_\_\_ 4, vs. Radford (May 31, 2015)  
 Allowed 2 or more triples in a game \_\_\_\_\_ 2, vs. Duke (June 7, 2019)  
 Allowed 3 or more triples in a game \_\_\_\_\_ 3, vs. Texas A&M (April 11, 2014)

# THE LAST TIME VANDERBILT ...

**Allowed 3 or more home runs in a game** \_\_\_\_\_ **3 vs. #2 Arkansas (March 30, 2025)**

Allowed 4 or more home runs in a game \_\_\_\_\_ 4, at #19 Georgia (May 4, 2024)

Walked 5 or more home runs in a game \_\_\_\_\_ 5, at #3 Texas A&M (April 15, 2024)

**Did not draw a walk in a game** \_\_\_\_\_ **at Grand Canyon (Feb. 14, 2025)**

**Walked 10 or more times in a game** \_\_\_\_\_ **13, vs. Tennessee Tech (Feb. 25, 2025)**

Walked 15 or more times in a game \_\_\_\_\_ 17, vs. Davidson (March 5, 2019)

Walked 18 or more times in a game \_\_\_\_\_ 19, vs. Middle Tennessee (March 15, 2018)

Allowed 0 walks in a game \_\_\_\_\_ vs. Florida [SECT] (May 21, 2024)

Allowed 0 walks in back-to-back games \_\_\_\_\_ vs. Illinois State (March 9-10, 2024)

Allowed 10 or more walks in a game \_\_\_\_\_ 10, vs. Indiana State (April 18, 2023)

Allowed 12 or more walks in a game \_\_\_\_\_ 12, vs. Austin Peay (Feb. 27, 2019)

Allowed 10-plus walks in back-to-back games \_\_\_\_\_ 12, vs. Illinois State; 12, vs. Evansville (March 1-3, 2015)

Did not strikeout in a game \_\_\_\_\_ vs. Tennessee-Martin (Feb. 23, 2005)

**Struck out 12 or more times in a game** \_\_\_\_\_ **12 vs. #2 Arkansas (March 29, 2025)**

Struck out 15 or more times in a game \_\_\_\_\_ 15, vs. #15 Mississippi State [SECT] (May 23, 2024)

**Struck out 15 or more batters in a game** \_\_\_\_\_ **15 vs. WKU (April 1, 2025)**

Struck out 19 or more batters in a game \_\_\_\_\_ 24, vs. Evansville (17 inn.) (March 8, 2023)

Struck out 20 or more batters in a game \_\_\_\_\_ 24, vs. Evansville (17 inn.) (March 8, 2023)

**Struck out 10 or more batters in 5 consecutive games** \_\_\_\_\_ **5 games (March 20-28, 2025)**

Struck out 10 or more batters in 8 consecutive games \_\_\_\_\_ 9 games (Feb. 18-March 5, 2022)

**Struck out 40 or more batters in a three-game series** \_\_\_\_\_ **49 vs. Texas A&M (March 20-22, 2025)**

Pitching staff held opponent scoreless for 10 consecutive inn. in a game \_\_\_\_\_ 15 inn. vs. Evansville (March 8, 2023)

Had 5 or more hit batters in a game \_\_\_\_\_ 5, vs. UAB (Feb. 22, 2023)

Had 6 or more hit batters in a game \_\_\_\_\_ 6, Tennessee Tech (April 19, 2022)

**Had 5 or more stolen bases in a game** \_\_\_\_\_ **5, vs. Saint Mary's (Feb. 23, 2025)**

Had 6 or more stolen bases in a game \_\_\_\_\_ 6, vs. Eastern Michigan (March 5, 2024)

Had 7 or more stolen bases in a game \_\_\_\_\_ 7, vs. UMass-Lowell (Feb. 25, 2018)

Had 8 or more stolen bases in a game \_\_\_\_\_ 8, vs. UNC-Wilmington (June 1, 2012)

**Left 13 or more runners on base** \_\_\_\_\_ **17, vs. Saint Mary's (Feb. 21, 2025)**

**Left 14 or more runners on base** \_\_\_\_\_ **17, vs. Saint Mary's (Feb. 21, 2025)**

**Left 15 or more runners on base** \_\_\_\_\_ **17, vs. Saint Mary's (Feb. 21, 2025)**

**Left 16 or more runners on base** \_\_\_\_\_ **17, vs. Saint Mary's (Feb. 21, 2025)**

Committed 4 or more errors in a game \_\_\_\_\_ 4, vs. Arkansas (May 18, 2022)

Committed 5 or more errors in a game \_\_\_\_\_ 6, at Middle Tennessee (March 22, 2016)

Committed 6 or more errors in a game \_\_\_\_\_ 6, at Middle Tennessee (March 22, 2016)

Combined for a no-hitter \_\_\_\_\_ at Minnesota (Carter, Hliboki, Ginther, Maldonado) (March 5, 2023)

Combined for a perfect game \_\_\_\_\_ at Western Kentucky (J. Lewis, N. Pilkington, J. Scott, M. Buschmann) (May 6, 2003)

**Combined on a one-hitter** \_\_\_\_\_ **vs. Xavier (Bowker, Hawks) (March 9, 2025)**

**Combined on a two-hitter** \_\_\_\_\_ **vs. ECU (8 inn.) (Nye, Huesman, Seiber, Bryan) (March 25, 2025)**

**Combined on a three-hitter** \_\_\_\_\_ **at UCLA (Thompson, Fennell, Kranzler) Feb. 28, 2025)**

Was no-hit \_\_\_\_\_ at Texas A&M (Kyle Simonds, 9.0), May 7, 2016)

Started six true freshmen \_\_\_\_\_ at Auburn (Austin Martin - LF, Philip Clarke - DH, Pat DeMarco - RF, Jayson Gonzalez - SS, Garrett Blaylock - 3B, Mason Hickman - SP), May 6, 2018

## HITTING:

Hit an inside-the-park home run \_\_\_\_\_ Will Toffey vs. Belmont (March 22, 2017)

Hit a pinch-hit home run \_\_\_\_\_ Troy LaNeve at #2 Kentucky (May 18, 2024)

**Hit a grand slam** \_\_\_\_\_ **Mike Mancini vs. Belmont (March 18, 2025)**

Hit a grand slam on the road \_\_\_\_\_ Parker Noland at Mississippi State (March 24, 2023)

**Had a walk-off base hit** \_\_\_\_\_ **RJ Austin vs. WKU (April 1, 2024)**

Hit a walk-off home run \_\_\_\_\_ Davis Diaz vs. UT Martin (April 23, 2024)

Hit a walk-off home run in SEC game \_\_\_\_\_ Troy LaNeve vs. Kentucky (May 20, 2021)

Hit an extra-inning walk-off home run \_\_\_\_\_ Isaiah Thomas vs. Hawaii, 11th inning (March 1, 2020)

Hit a postseason walk-off home run \_\_\_\_\_ JJ Bleday vs. Mississippi State (June 9, 2018)

Drew a walk-off walk \_\_\_\_\_ Carter Young vs. TCU (March 8, 2020)

Walk-off hit-by-pitch \_\_\_\_\_ RJ Austin vs. Tennessee Tech (April 30, 2024)

**Hit two triples in a game** \_\_\_\_\_ **RJ Austin vs. Saint Mary's (Feb. 21, 2025)**

Had 10 or more total bases in a game \_\_\_\_\_ Parker Noland (11) at Mississippi State (March 24, 2023)

Had 11 or more total bases in a game \_\_\_\_\_ Connor Kaiser (14) at Clemson (June 3, 2018)

**Hit 2 or more home runs in a game** \_\_\_\_\_ **Brodie Johnston vs. Xavier (March 7, 2025)**

Hit 2 or more home runs in an SEC game \_\_\_\_\_ Braden Holcomb at #18 LSU (April 6, 2024)

**Hit 2 or more home runs in an inning** \_\_\_\_\_ **Brodie Johnston (7th inn.) vs. Xavier (March 7, 2025)**

Hit 3 or more home runs in a game \_\_\_\_\_ Connor Kaiser (3) at Clemson (June 3, 2018)

Hit 2 or more home runs in consecutive games \_\_\_\_\_ Davis Diaz at Mississippi State (March 25-26, 2023)

**Homered in consecutive at-bats** \_\_\_\_\_ **Brodie Johnston, 7th inn., 7th inn. vs. Xavier (March 7, 2025)**

Homered in consecutive at-bats in an SEC game \_\_\_\_\_ Troy LaNeve, 8th inn., 2nd inn. vs. Arkansas (May 19-20, 2023)

Hit for the cycle \_\_\_\_\_ Clinton Johnston vs. Kentucky (April 28, 1996)

Hit for the cycle in an SEC game \_\_\_\_\_ Clinton Johnston vs. Kentucky (April 28, 1996)

Had a 20-game hit streak \_\_\_\_\_ JJ Bleday and Austin Martin, 20 (May 17, 2018-March 1, 2019)

Had a 25-game hit streak \_\_\_\_\_ Xavier Turner, 27 (March 4-April 22, 2014)

Had a 45-game on-base streak \_\_\_\_\_ JJ Bleday, 50 (March 19-June 26, 2019)

**Had 2 hits in an inning** \_\_\_\_\_ **Brodie Johnston (7th inn.) vs. Xavier (March 7, 2025)**

Had 5 or more hits in a game \_\_\_\_\_ Parker Noland (5) at Mississippi State (March 24, 2023)

**Had 5 or more RBIs in a game** \_\_\_\_\_ **Brodie Johnston (6) vs. Xavier (March 7, 2025)**

**Had 6 or more RBIs in a game** \_\_\_\_\_ **Brodie Johnston (6) vs. Xavier (March 7, 2025)**

Had 7 or more RBIs in a game \_\_\_\_\_ Parker Noland (11) at Mississippi State (March 24, 2023)

Had 10 or more RBIs in a game \_\_\_\_\_ Parker Noland (11) at Mississippi State (March 24, 2023)

Stole home \_\_\_\_\_ Calvin Hewett vs. Florida Atlantic (Feb. 18, 2024)

Had a triple steal \_\_\_\_\_ Ethan Paul (home), Jeren Kendall (3rd), Bryan Reynolds (2nd) vs. Auburn (May 19, 2016)

**Had 3 or more stolen bases in a game** \_\_\_\_\_ **4, Jacob Humphrey vs. Belmont (March 18, 2025)**

**Had 2 or more stolen bases in an inning** \_\_\_\_\_ **2, Jacob Humphrey vs. Belmont (March 18, 2025)**

Drew four or more walks in a game \_\_\_\_\_ 4, Jonathan Vastine vs. Eastern Michigan (March 5, 2024)

## PITCHING:

Threw a 9-inning no-hitter \_\_\_\_\_ Jack Leiter vs. #16 South Carolina (March 20, 2021)

\_\_\_\_\_ Kumar Rocker vs. Duke @ Nashville Super Regional (June 8, 2019)

\_\_\_\_\_ Doug Wessel vs. Belmont (April 19, 1971)

Struck out eight or more consecutive batters \_\_\_\_\_ Sam Hliboki, 8 vs. UT Martin (April 23, 2024)

**Struck out 10 or more batters in a game** \_\_\_\_\_ **Connor Fennell, 10 vs. #2 Arkansas (March 30, 2025)**

**Struck out 10 or more batters in an SEC game** \_\_\_\_\_ **Connor Fennell, 10 vs. #2 Arkansas (March 30, 2025)**

Struck out 12 or more batters in a game \_\_\_\_\_ Bryce Cunningham, 12 vs. Missouri (March 29, 2024)

True freshman struck out 10 or more batters in a game \_\_\_\_\_ Devin Futrell, 10, vs. Austin Peay (April 5, 2022)

True freshman struck out 10 or more batters in debut \_\_\_\_\_ Jack Leiter, 12, vs. South Alabama (Feb. 18, 2020)

True freshman struck out 15 or more batters in a game \_\_\_\_\_ Kumar Rocker, 19, vs. Duke (June 8, 2019)

Struck out 15 or more batters in a game \_\_\_\_\_ Jack Leiter, 15, vs. NC State (June 21, 2021)

Struck out 10 or more batters in consecutive games \_\_\_\_\_ Greysen Carter (11), Bryce Cunningham (12) vs. Missouri (March 28-29, 2024)

Pitched a 7-inning, complete game \_\_\_\_\_ Carter Holton, at #4 Arkansas (May 15, 2022)

Pitched 9 or more innings \_\_\_\_\_ 9.0, Bryce Cunningham vs. Mississippi State (April 26, 2024)

Pitched 9 or more scoreless innings \_\_\_\_\_ 9.0, Bryce Cunningham vs. Mississippi State (April 26, 2024)

Pitched a 9-inning, complete game \_\_\_\_\_ 9.0, Bryce Cunningham vs. Mississippi State (April 26, 2024)

Pitched a 9-inning, complete-game shutout \_\_\_\_\_ 9.0, Bryce Cunningham vs. Mississippi State (April 26, 2024)

Picked up 10 or more saves in a season \_\_\_\_\_ 17, Tyler Brown (2019)

Picked up 15 or more saves in a season \_\_\_\_\_ 17, Tyler Brown (2019)

Picked up win and save on same day \_\_\_\_\_ Jackson Gillis vs. Ole Miss, Win - Game 1, Save - Game 2 (April 15, 2018)

Picked up the save (true freshman) \_\_\_\_\_ Miller Green vs. Missouri (March 30, 2024)

## 2025 Individual Game-by-Game Stats

### #42 RJ Austin - 29 games (All games)

Date	Opponent	Pos	AB	R	H	RBI	2B	3B	HR	BB	SB	CS	HBP	SAC	SF	GDP	K	PO	A	E	Avg
Feb 14	at Grand Canyon	*of	5	1	3	1	1	0	0	0	0	0	0	0	0	0	1	2	0	0	.600
Feb 15	vs Nebraska	*of	4	1	1	1	0	0	1	1	0	0	0	0	0	0	3	3	0	0	.444
Feb 16	vs UC Irvine	*of	5	2	2	2	0	0	0	1	1	0	0	0	0	0	1	3	0	0	.429
Feb 17	AIR FORCE	*of	4	0	1	0	0	0	0	1	1	0	0	0	0	0	1	1	1	0	.389
Feb 18	AIR FORCE	*of	5	1	2	0	0	1	0	0	0	0	0	0	0	0	0	0	0	0	.391
Feb 21	SAINT MARY'S	*of	3	2	2	0	0	2	0	1	0	0	1	0	0	0	0	1	0	0	.423
Feb 22	SAINT MARY'S	*of	4	2	3	3	1	0	0	1	1	0	0	0	0	0	0	3	0	0	.467
Feb 23	SAINT MARY'S	*of	2	1	0	0	0	0	0	1	2	0	1	0	0	0	2	0	0	0	.438
Feb 25	TENNESSEE TECH	*of	1	3	1	2	0	0	0	2	1	0	1	0	0	0	0	1	0	0	.455
Feb 28	at UCLA	*of	4	0	1	0	0	0	0	1	1	1	0	0	0	0	0	3	0	0	.432
Mar 01	at USC	*of	4	0	0	0	0	0	0	0	0	0	0	0	0	0	1	3	0	0	.390
Mar 02	vs UConn	*of	5	1	3	1	1	0	0	0	1	0	0	0	0	0	0	4	0	0	.413
Mar 05	ST. BONAVENTURE	*of	4	1	1	2	0	0	0	1	2	1	0	0	0	0	1	0	0	0	.400
Mar 07	XAVIER	*of	5	2	2	2	2	0	0	0	0	0	0	0	0	0	1	1	0	0	.400
Mar 08	XAVIER	*of	5	0	0	0	0	0	0	0	0	0	0	0	0	0	0	1	3	0	.367
Mar 09	XAVIER	*of	3	0	0	0	0	0	0	1	0	0	0	0	0	0	1	2	0	0	.349
Mar 11	VALPARAISO	*of	3	1	2	1	0	0	0	0	1	0	0	0	1	0	0	1	0	0	.364
Mar 14	at Auburn	*of	3	0	0	0	0	0	0	1	0	0	0	0	0	0	1	6	0	0	.348
Mar 15	at Auburn	*of	5	1	2	2	2	0	0	0	0	0	0	0	0	0	1	1	0	0	.351
Mar 16	at Auburn	*of	5	0	1	0	0	0	0	0	0	0	0	0	0	0	2	3	0	0	.342
Mar 18	BELMONT	*of	3	1	1	1	0	0	0	1	0	0	0	0	0	0	0	2	0	0	.341
Mar 20	TEXAS A&M	*of	4	0	0	0	0	0	0	0	0	0	0	0	0	0	0	3	1	0	.326
Mar 21	TEXAS A&M	*of	4	0	0	0	0	0	0	0	0	0	0	0	0	0	1	2	1	0	.311
Mar 22	TEXAS A&M	*of	4	2	1	2	0	0	0	0	0	0	1	0	0	0	0	2	0	0	.309
Mar 25	EASTERN KENTUCKY	*of	2	0	1	2	1	0	0	1	1	0	1	0	0	0	0	2	0	0	.312
Mar 28	ARKANSAS	*of	4	0	0	0	0	0	0	0	0	0	0	0	0	0	0	2	0	0	.300
Mar 29	ARKANSAS	*of	5	1	2	0	0	0	0	0	0	0	0	0	0	0	1	6	0	0	.305
Mar 30	ARKANSAS	*of	3	0	0	0	0	0	0	0	0	0	1	0	0	1	0	4	0	0	.296
Apr 01	WKU	*of	5	0	2	1	1	0	0	0	0	0	0	0	0	0	0	2	1	0	.301
Totals		29gs	113	23	34	23	9	3	1	14	12	2	6	0	1	1	19	66	4	0	.301

On base pct. .403 • Slugging pct. .460

### #44 Colin Barczy - 27 games (All games)

Date	Opponent	Pos	AB	R	H	RBI	2B	3B	HR	BB	SB	CS	HBP	SAC	SF	GDP	K	PO	A	E	Avg
Feb 14	at Grand Canyon	*c	5	0	0	0	0	0	0	0	0	0	0	0	0	0	2	12	0	0	.000
Feb 15	vs Nebraska	*c	4	0	2	2	1	0	0	0	0	0	0	0	0	0	0	14	1	0	.222
Feb 16	vs UC Irvine	*dh	4	0	0	0	0	0	0	1	0	0	0	0	0	0	0	0	0	0	.154
Feb 17	AIR FORCE	*c	4	0	1	1	0	1	0	0	0	0	0	0	0	1	1	15	1	0	.176
Feb 18	AIR FORCE	*dh/c	4	0	0	0	0	0	0	0	0	0	0	0	0	1	1	3	0	0	.143
Feb 21	SAINT MARY'S	*c	5	2	3	2	1	0	0	0	0	0	0	0	0	0	1	10	0	0	.231
Feb 22	SAINT MARY'S	*c	5	2	2	0	1	0	0	0	0	0	0	0	0	0	1	12	0	0	.258
Feb 23	SAINT MARY'S	*dh	3	0	0	1	0	0	0	0	0	0	0	0	0	1	1	0	0	0	.235
Feb 25	TENNESSEE TECH	*c	5	1	1	3	1	0	0	0	0	0	0	0	0	0	1	9	0	0	.231
Feb 28	at UCLA	*c	5	1	1	1	0	0	0	0	0	0	0	0	0	0	1	12	0	0	.227
Mar 01	at USC	*c	3	0	1	0	1	0	0	0	0	0	1	0	0	0	0	8	0	0	.234
Mar 02	vs UConn	ph	1	0	0	0	0	0	0	0	0	0	0	0	0	0	1	0	0	0	.229
Mar 05	ST. BONAVENTURE	*c	4	1	2	1	0	0	0	0	0	0	0	0	0	0	1	12	2	0	.250
Mar 07	XAVIER	*c	4	2	2	2	0	0	1	0	0	0	0	0	0	0	1	12	0	0	.268
Mar 08	XAVIER	*c	4	1	0	1	0	0	0	0	0	0	0	0	0	0	2	14	1	0	.250
Mar 11	VALPARAISO	*c	3	3	2	1	1	0	0	1	1	0	0	0	0	0	0	11	0	0	.270
Mar 14	at Auburn	*c	3	0	0	0	0	0	0	1	0	0	0	0	0	0	0	3	1	0	.258
Mar 15	at Auburn	*c	4	1	0	0	0	0	0	0	0	1	0	0	0	0	1	7	1	0	.243
Mar 16	at Auburn	*c	3	1	2	2	0	0	1	1	0	0	0	0	0	0	0	6	0	0	.260
Mar 18	BELMONT	*dh	2	1	0	1	0	0	0	0	0	0	1	0	0	0	0	0	0	0	.253
Mar 20	TEXAS A&M	*c	4	1	1	0	0	0	0	0	0	0	0	0	0	0	2	14	2	0	.253
Mar 21	TEXAS A&M	*c	3	1	1	1	1	0	0	0	0	0	0	0	0	1	0	16	0	0	.256
Mar 22	TEXAS A&M	*c	3	0	0	0	0	0	0	1	0	0	0	0	0	0	1	17	0	0	.247
Mar 25	EASTERN KENTUCKY	*dh	3	1	1	0	1	0	0	0	0	0	0	0	0	0	1	0	0	0	.250
Mar 28	ARKANSAS	*c	4	0	0	0	0	0	0	0	0	0	0	0	0	0	1	10	0	0	.239
Mar 29	ARKANSAS	*c	4	1	1	0	0	0	0	0	0	0	0	0	0	0	0	8	0	0	.240
Mar 30	ARKANSAS	*c	3	1	2	3	0	0	1	1	0	0	0	0	0	0	0	12	0	0	.253
Totals		26gs	99	21	25	22	8	1	3	6	1	0	3	0	0	4	20	237	9	0	.253

On base pct. .315 • Slugging pct. .444

## 2025 Individual Game-by-Game Stats

### #21 Hudson Barton - 5 appearances (All games)

Date	Opponent	GS	IP	H	R	ER	BB	SO	2B	3B	HR	WP	BK	HBP	IBB	Score	W-L	Sv	ERA	NP
Feb 16	vs UC Irvine		1.0	3	4	4	1	1	2	1	0	0	0	1	0	9-8	0-0	0	36.00	35
Feb 22	SAINT MARY'S		1.1	2	1	1	1	1	0	0	0	0	0	1	0	13-7	0-0	0	19.29	27
Mar 05	ST. BONAVENTURE		1.2	2	1	1	1	3	0	0	1	0	0	1	0	14-1	1-0	0	13.50	37
Mar 18	BELMONT		1.0	1	1	1	2	2	0	0	0	0	1	0	0	13-2	1-0	0	12.60	26
Mar 28	ARKANSAS		0.2	1	1	1	3	2	1	0	0	0	0	0	0	0-9	1-0	0	12.71	32
Totals		0	5.2	9	8	8	8	9	3	1	1	0	1	3	0	49-27	1-0	0	12.71	-

### #55 Cody Bowker - 1 game (All games)

Date	Opponent	Pos	AB	R	H	RBI	2B	3B	HR	BB	SB	CS	HBP	SAC	SF	GDP	K	PO	A	E	Avg	
Feb 23	SAINT MARY'S	*p	0	0	0	0	0	0	0	0	0	0	0	0	0	0	0	0	1	0	0	.000
Totals		1gs	0	0	0	0	0	0	0	0	0	0	0	0	0	0	0	0	1	0	0	.000

On base pct. .000 • Slugging pct. .000

### #55 Cody Bowker - 7 appearances (All games)

Date	Opponent	GS	IP	H	R	ER	BB	SO	2B	3B	HR	WP	BK	HBP	IBB	Score	W-L	Sv	ERA	NP
Feb 16	vs UC Irvine	*	4.0	2	0	0	1	6	0	0	0	0	0	0	0	9-8	0-0	0	0.00	68
Feb 23	SAINT MARY'S	*	5.0	0	0	0	3	6	0	0	0	0	0	1	0	10-0	1-0	0	0.00	79
Mar 02	vs UConn	*	4.0	5	4	4	2	6	1	0	2	1	0	0	0	2-6	1-1	0	2.77	74
Mar 09	XAVIER	*	6.0	1	0	0	2	10	0	0	0	0	0	1	0	4-0	2-1	0	1.89	89
Mar 16	at Auburn	*	7.0	5	3	2	2	4	2	0	1	0	0	0	0	6-7	2-1	0	2.08	107
Mar 22	TEXAS A&M	*	4.2	6	3	3	0	8	3	0	1	0	0	0	0	8-5	2-1	0	2.64	85
Mar 29	ARKANSAS	*	5.0	6	2	2	2	3	0	0	1	0	0	1	0	4-6	2-1	0	2.78	84
Totals		7	35.2	25	12	11	12	43	6	0	5	1	0	3	0	43-32	2-1	0	2.78	-

### #70 Tristan Bristow - 1 appearance (All games)

Date	Opponent	GS	IP	H	R	ER	BB	SO	2B	3B	HR	WP	BK	HBP	IBB	Score	W-L	Sv	ERA	NP
Feb 21	SAINT MARY'S		1.0	0	0	0	0	1	0	0	0	0	0	0	0	11-4	0-0	0	0.00	10
Totals		0	1.0	0	0	0	0	1	0	0	0	0	0	0	0	11-4	0-0	0	0.00	-

### #99 England Bryan - 1 game (All games)

Date	Opponent	Pos	AB	R	H	RBI	2B	3B	HR	BB	SB	CS	HBP	SAC	SF	GDP	K	PO	A	E	Avg	
Feb 18	AIR FORCE	p	0	0	0	0	0	0	0	0	0	0	0	0	0	0	0	0	1	0	0	.000
Totals		0gs	0	0	0	0	0	0	0	0	0	0	0	0	0	0	0	0	1	0	0	.000

On base pct. .000 • Slugging pct. .000

### #99 England Bryan - 8 appearances (All games)

Date	Opponent	GS	IP	H	R	ER	BB	SO	2B	3B	HR	WP	BK	HBP	IBB	Score	W-L	Sv	ERA	NP
Feb 16	vs UC Irvine		0.2	1	0	0	0	2	1	0	0	1	0	0	0	9-8	0-0	0	0.00	14
Feb 18	AIR FORCE		1.1	1	2	1	2	1	0	0	1	0	0	0	0	5-2	0-0	0	4.50	34
Feb 22	SAINT MARY'S		0.2	0	0	0	0	1	0	0	0	0	0	0	0	13-7	0-0	0	3.38	12
Mar 02	vs UConn		1.2	2	2	2	1	3	0	0	1	0	1	0	0	2-6	0-0	0	6.23	33
Mar 11	VALPARAISO		0.2	0	0	0	0	1	0	0	0	0	0	0	0	12-0	0-0	0	5.40	5
Mar 15	at Auburn		0.2	0	1	1	2	1	0	0	0	0	0	0	0	8-6	0-0	0	6.35	24
Mar 16	at Auburn		0.1	1	1	1	0	1	0	0	0	0	0	0	0	6-7	0-0	0	7.50	6
Mar 25	EASTERN KENTUCKY		1.0	0	0	0	2	3	0	0	0	0	0	0	0	10-0	0-0	0	6.43	25
Totals		0	7.0	5	6	5	7	13	1	0	2	1	1	0	0	65-36	0-0	0	6.43	-

## 2025 Individual Game-by-Game Stats

### #3 Jayden Davis - 16 games (All games)

Date	Opponent	Pos	AB	R	H	RBI	2B	3B	HR	BB	SB	CS	HBP	SAC	SF	GDP	K	PO	A	E	Avg
Feb 14	at Grand Canyon	*2b	4	0	2	1	1	0	0	0	0	0	0	0	1	0	0	1	3	0	.500
Feb 15	vs Nebraska	*2b	4	0	0	0	0	0	0	1	0	0	0	0	0	0	0	1	2	0	.250
Feb 16	vs UC Irvine	*2b	4	1	2	1	1	0	1	1	0	0	0	0	0	0	2	0	6	0	.333
Feb 17	AIR FORCE	*2b	4	0	1	0	0	0	0	0	0	0	0	0	0	0	1	0	1	0	.312
Feb 18	AIR FORCE	*2b	3	0	0	0	0	0	0	1	0	0	0	0	0	0	1	0	5	0	.263
Feb 21	SAINT MARY'S	*2b	2	1	0	1	0	0	0	3	0	0	0	0	0	0	0	2	0	0	.238
Feb 22	SAINT MARY'S	*2b	2	0	0	0	0	0	0	1	0	0	0	0	0	0	0	0	3	0	.217
Feb 25	TENNESSEE TECH	ph/dh	1	0	0	0	0	0	0	0	0	0	0	0	0	0	1	1	0	0	.208
Mar 01	at USC	*dh	3	0	0	0	0	0	0	0	0	0	0	0	0	1	1	0	0	0	.185
Mar 07	XAVIER	*2b	3	1	0	0	0	0	0	0	0	0	1	0	0	0	1	1	1	0	.167
Mar 11	VALPARAISO	2b	1	0	1	0	0	0	0	0	0	0	0	0	0	0	0	0	0	0	.194
Mar 14	at Auburn	ph	1	0	0	0	0	0	0	0	0	0	0	0	0	0	0	0	0	0	.188
Mar 15	at Auburn	*2b	4	1	1	1	0	0	0	0	0	0	0	0	0	0	0	2	1	0	.194
Mar 16	at Auburn	*2b	4	0	1	0	1	0	0	0	0	0	0	0	0	0	1	2	4	1	.200
Mar 18	BELMONT	2b	0	0	0	0	0	0	0	0	0	0	0	0	0	0	0	1	0	0	.200
Mar 25	EASTERN KENTUCKY	ph/2b	1	0	0	0	0	0	0	0	0	0	0	0	0	0	1	0	0	0	.195
Totals		11gs	41	4	8	4	3	0	1	7	0	0	1	0	1	1	9	11	26	1	.195

On base pct. .320 • Slugging pct. .341

### #39 Connor Fennell - 1 game (All games)

Date	Opponent	Pos	AB	R	H	RBI	2B	3B	HR	BB	SB	CS	HBP	SAC	SF	GDP	K	PO	A	E	Avg
Feb 17	AIR FORCE	p	0	0	0	0	0	0	0	0	0	0	0	0	0	0	0	0	1	0	.000
Totals		0gs	0	0	0	0	0	0	0	0	0	0	0	0	0	0	0	0	1	0	.000

On base pct. .000 • Slugging pct. .000

### #39 Connor Fennell - 7 appearances (All games)

Date	Opponent	GS	IP	H	R	ER	BB	SO	2B	3B	HR	WP	BK	HBP	IBB	Score	W-L	Sv	ERA	NP
Feb 17	AIR FORCE		2.1	2	0	0	1	5	0	0	0	0	0	0	0	3-1	1-0	0	0.00	45
Feb 25	TENNESSEE TECH		1.0	0	0	0	0	3	0	0	0	0	0	0	0	16-3	1-0	0	0.00	15
Feb 28	at UCLA		1.0	0	0	0	0	2	0	0	0	0	0	1	0	8-3	1-0	0	0.00	16
Mar 11	VALPARAISO		1.0	0	0	0	0	3	0	0	0	0	0	0	0	12-0	2-0	0	0.00	13
Mar 16	at Auburn		0.1	0	0	0	0	0	0	0	0	0	0	0	0	6-7	2-0	0	0.00	2
Mar 20	TEXAS A&M	*	3.2	4	2	2	1	8	1	0	1	0	0	1	0	5-3	2-0	0	1.93	64
Mar 30	ARKANSAS	*	5.0	3	2	2	1	10	1	0	1	0	0	0	0	3-7	2-0	0	2.51	91
Totals		2	14.1	9	4	4	3	31	2	0	2	0	0	2	0	53-24	2-0	0	2.51	-

### #17 Ryan Ginther - 5 appearances (All games)

Date	Opponent	GS	IP	H	R	ER	BB	SO	2B	3B	HR	WP	BK	HBP	IBB	Score	W-L	Sv	ERA	NP
Feb 18	AIR FORCE		1.0	1	0	0	0	3	0	0	0	0	0	0	0	5-2	0-0	1	0.00	15
Feb 23	SAINT MARY'S		1.0	1	0	0	0	0	0	0	0	0	0	0	0	10-0	0-0	1	0.00	10
Mar 05	ST. BONAVENTURE		1.0	0	0	0	1	3	0	0	0	0	0	0	0	14-1	0-0	1	0.00	21
Mar 18	BELMONT		1.0	1	1	1	0	1	0	0	1	0	0	0	0	13-2	0-0	1	2.25	13
Mar 28	ARKANSAS		1.0	3	3	3	2	1	1	0	0	0	0	0	0	0-9	0-0	1	7.20	34
Totals		0	5.0	6	4	4	3	8	1	0	1	0	0	0	0	42-14	0-0	1	7.20	-

### #90 Miller Green - 2 games (All games)

Date	Opponent	Pos	AB	R	H	RBI	2B	3B	HR	BB	SB	CS	HBP	SAC	SF	GDP	K	PO	A	E	Avg
Feb 22	SAINT MARY'S	p	0	0	0	0	0	0	0	0	0	0	0	0	0	0	0	1	0	0	.000
Mar 15	at Auburn	p	0	0	0	0	0	0	0	0	0	0	0	0	0	0	0	1	0	0	.000
Totals		0gs	0	0	0	0	0	0	0	0	0	0	0	0	0	0	0	2	0	0	.000

On base pct. .000 • Slugging pct. .000

## 2025 Individual Game-by-Game Stats

### #90 Miller Green - 9 appearances (All games)

Date	Opponent	GS	IP	H	R	ER	BB	SO	2B	3B	HR	WP	BK	HBP	IBB	Score	W-L	Sv	ERA	NP
Feb 14	at Grand Canyon		1.0	1	0	0	0	1	0	0	0	0	0	0	0	4-3	0-0	1	0.00	10
Feb 16	vs UC Irvine		2.0	2	1	1	0	2	0	0	1	1	0	0	0	9-8	0-0	2	3.00	36
Feb 22	SAINT MARY'S		2.0	0	0	0	1	3	0	0	0	0	0	0	0	13-7	0-0	2	1.80	34
Mar 08	XAVIER		1.1	0	0	0	0	3	0	0	0	0	0	0	0	6-1	0-0	3	1.42	19
Mar 15	at Auburn		2.2	2	0	0	0	2	2	0	0	0	0	0	0	8-6	0-0	4	1.00	34
Mar 16	at Auburn		0.0	1	1	1	0	0	0	0	1	0	0	0	0	6-7	0-1	4	2.00	5
Mar 21	TEXAS A&M		2.0	1	0	0	1	4	0	0	0	0	0	0	0	3-1	0-1	5	1.64	29
Mar 29	ARKANSAS		1.0	2	3	2	0	2	0	0	0	1	0	0	0	4-6	0-2	5	3.00	31
Apr 01	WKU		0.2	0	0	0	1	0	0	0	0	1	0	0	0	5-4	0-2	5	2.84	7
<b>Totals</b>		<b>0</b>	<b>12.2</b>	<b>9</b>	<b>5</b>	<b>4</b>	<b>3</b>	<b>17</b>	<b>2</b>	<b>0</b>	<b>2</b>	<b>3</b>	<b>0</b>	<b>0</b>	<b>0</b>	<b>58-43</b>	<b>0-2</b>	<b>5</b>	<b>2.84</b>	<b>-</b>

### #33 Luke Guth - 6 appearances (All games)

Date	Opponent	GS	IP	H	R	ER	BB	SO	2B	3B	HR	WP	BK	HBP	IBB	Score	W-L	Sv	ERA	NP
Feb 17	AIR FORCE		2.2	3	0	0	0	3	0	0	0	0	0	0	0	3-1	0-0	0	0.00	37
Feb 25	TENNESSEE TECH		1.0	0	0	0	1	1	0	0	0	0	1	0	0	16-3	0-0	0	0.00	17
Mar 02	vs UConn		0.2	0	0	0	0	0	0	0	0	1	0	0	0	2-6	0-0	0	0.00	6
Mar 05	ST. BONAVENTURE		0.1	0	0	0	0	0	0	0	0	0	0	0	0	14-1	0-0	0	0.00	4
Mar 14	at Auburn		1.0	1	0	0	0	0	0	0	0	0	0	0	0	2-6	0-0	0	0.00	14
Mar 28	ARKANSAS		0.1	0	0	0	0	0	0	0	0	0	0	0	0	0-9	0-0	0	0.00	3
<b>Totals</b>		<b>0</b>	<b>6.0</b>	<b>4</b>	<b>0</b>	<b>0</b>	<b>1</b>	<b>4</b>	<b>0</b>	<b>0</b>	<b>0</b>	<b>1</b>	<b>1</b>	<b>0</b>	<b>0</b>	<b>37-26</b>	<b>0-0</b>	<b>0</b>	<b>0.00</b>	<b>-</b>

### #2 RJ Hamilton - 10 games (All games)

Date	Opponent	Pos	AB	R	H	RBI	2B	3B	HR	BB	SB	CS	HBP	SAC	SF	GDP	K	PO	A	E	Avg	
Feb 17	AIR FORCE	pr	0	0	0	0	0	0	0	0	1	0	0	0	0	0	0	0	0	0	0	.000
Feb 18	AIR FORCE	pr	0	0	0	0	0	0	0	0	0	1	0	0	0	0	0	0	0	0	0	.000
Feb 21	SAINT MARY'S	of	0	0	0	0	0	0	0	0	0	0	0	0	0	0	0	0	0	0	0	.000
Feb 25	TENNESSEE TECH	of	1	0	0	0	0	0	0	0	0	0	0	0	0	0	0	0	0	0	0	.000
Mar 01	at USC	pr	0	0	0	0	0	0	0	0	0	0	0	0	0	0	0	0	0	0	0	.000
Mar 02	vs UConn	of	0	0	0	0	0	0	0	0	0	0	0	0	0	0	0	0	0	0	0	.000
Mar 08	XAVIER	pr	0	1	0	0	0	0	0	0	0	0	0	0	0	0	0	0	0	0	0	.000
Mar 11	VALPARAISO	ph/of	1	0	0	0	0	0	0	0	0	0	0	0	0	0	1	1	0	0	.000	
Mar 18	BELMONT	ph	1	0	0	0	0	0	0	0	0	0	0	0	0	0	1	0	0	0	.000	
Mar 25	EASTERN KENTUCKY	ph	0	1	0	0	0	0	0	1	0	0	0	0	0	0	0	0	0	0	0	.000
<b>Totals</b>		<b>Ogs</b>	<b>3</b>	<b>2</b>	<b>0</b>	<b>0</b>	<b>0</b>	<b>0</b>	<b>0</b>	<b>1</b>	<b>1</b>	<b>1</b>	<b>0</b>	<b>0</b>	<b>0</b>	<b>0</b>	<b>2</b>	<b>1</b>	<b>0</b>	<b>0</b>	<b>.000</b>	

On base pct. .250 • Slugging pct. .000

### #88 Sawyer Hawks - 3 games (All games)

Date	Opponent	Pos	AB	R	H	RBI	2B	3B	HR	BB	SB	CS	HBP	SAC	SF	GDP	K	PO	A	E	Avg
Feb 14	at Grand Canyon	p	0	0	0	0	0	0	0	0	0	0	0	0	0	0	0	1	0	0	.000
Feb 21	SAINT MARY'S	p	0	0	0	0	0	0	0	0	0	0	0	0	0	0	0	1	0	0	.000
Mar 15	at Auburn	p	0	0	0	0	0	0	0	0	0	0	0	0	0	0	0	0	1	0	.000
<b>Totals</b>		<b>Ogs</b>	<b>0</b>	<b>0</b>	<b>0</b>	<b>0</b>	<b>0</b>	<b>0</b>	<b>0</b>	<b>0</b>	<b>0</b>	<b>0</b>	<b>0</b>	<b>0</b>	<b>0</b>	<b>0</b>	<b>0</b>	<b>2</b>	<b>1</b>	<b>0</b>	<b>.000</b>

On base pct. .000 • Slugging pct. .000

### #88 Sawyer Hawks - 8 appearances (All games)

Date	Opponent	GS	IP	H	R	ER	BB	SO	2B	3B	HR	WP	BK	HBP	IBB	Score	W-L	Sv	ERA	NP
Feb 14	at Grand Canyon		3.0	2	0	0	0	5	0	0	0	0	0	0	0	4-3	1-0	0	0.00	44
Feb 21	SAINT MARY'S		3.0	0	0	0	1	5	0	0	0	0	0	0	0	11-4	2-0	0	0.00	48
Mar 01	at USC		2.0	2	1	1	2	1	0	0	0	0	0	1	0	1-3	2-0	0	1.12	42
Mar 07	XAVIER		1.0	0	0	0	0	2	0	0	0	0	0	0	0	15-3	2-0	0	1.00	15
Mar 09	XAVIER		3.0	0	0	0	0	7	0	0	0	0	0	1	0	4-0	2-0	1	0.75	36
Mar 15	at Auburn		3.0	4	2	2	2	3	1	0	0	0	0	0	0	8-6	3-0	1	1.80	63
Mar 20	TEXAS A&M		4.0	1	0	0	0	6	1	0	0	0	0	0	0	5-3	3-0	2	1.42	53
Mar 29	ARKANSAS		4.0	1	1	1	1	3	0	0	1	0	0	0	0	4-6	3-0	2	1.57	58
<b>Totals</b>		<b>0</b>	<b>23.0</b>	<b>10</b>	<b>4</b>	<b>4</b>	<b>6</b>	<b>32</b>	<b>2</b>	<b>0</b>	<b>1</b>	<b>0</b>	<b>0</b>	<b>2</b>	<b>0</b>	<b>52-28</b>	<b>3-0</b>	<b>2</b>	<b>1.57</b>	<b>-</b>

## 2025 Individual Game-by-Game Stats

### #26 Braden Holcomb - 22 games (All games)

Date	Opponent	Pos	AB	R	H	RBI	2B	3B	HR	BB	SB	CS	HBP	SAC	SF	GDP	K	PO	A	E	Avg
Feb 14	at Grand Canyon	*of	3	1	0	0	0	0	0	0	0	0	1	0	0	0	2	1	0	0	.000
Feb 15	vs Nebraska	*of	4	0	0	0	0	0	0	0	0	0	0	0	0	0	2	1	0	0	.000
Feb 16	vs UC Irvine	*of	3	0	1	0	0	0	0	0	0	0	0	0	0	0	1	1	0	0	.100
Feb 17	AIR FORCE	*of	2	0	0	0	0	0	0	1	0	0	0	0	0	0	1	1	0	0	.083
Feb 21	SAINT MARY'S	ph/of	0	0	0	1	0	0	0	0	0	0	0	0	1	0	0	0	0	0	.083
Feb 22	SAINT MARY'S	*of	4	2	1	1	0	0	0	1	0	0	0	0	0	0	1	1	0	0	.125
Feb 25	TENNESSEE TECH	ph/1b	0	0	0	0	0	0	0	1	0	0	0	0	0	0	0	1	0	0	.125
Mar 02	vs UConn	ph/dh	3	0	0	0	0	0	0	0	0	0	0	0	0	0	1	0	0	0	.105
Mar 05	ST. BONAVENTURE	*of	3	2	2	1	0	0	0	1	0	0	0	0	0	0	1	1	0	0	.182
Mar 07	XAVIER	*of	3	1	0	1	0	0	0	1	0	0	0	0	0	0	0	2	0	0	.160
Mar 08	XAVIER	*of	2	0	0	0	0	0	0	0	0	0	0	0	0	0	1	0	0	0	.148
Mar 09	XAVIER	*of	3	1	1	0	0	0	0	0	0	0	0	0	0	0	2	1	0	0	.167
Mar 11	VALPARAISO	1b	0	0	0	0	0	0	0	0	0	0	0	0	0	0	0	0	0	0	.167
Mar 15	at Auburn	*of	2	1	1	1	0	0	0	2	0	0	0	0	0	0	1	3	0	0	.188
Mar 16	at Auburn	*of	3	1	1	1	0	0	1	1	0	0	0	0	0	0	0	1	0	0	.200
Mar 18	BELMONT	*of	2	2	1	1	0	0	0	1	0	0	0	0	0	0	0	0	0	0	.216
Mar 20	TEXAS A&M	*of	4	1	3	1	0	0	0	0	0	0	0	0	0	0	0	0	0	0	.268
Mar 21	TEXAS A&M	*of	3	0	1	2	0	0	0	0	0	0	0	0	0	0	0	0	0	0	.273
Mar 22	TEXAS A&M	*of	4	0	0	0	0	0	0	0	0	0	0	0	1	2	1	0	0	0	.250
Mar 25	EASTERN KENTUCKY	*of	4	1	0	0	0	0	0	1	0	0	0	0	0	1	1	1	0	0	.231
Mar 28	ARKANSAS	*of	2	0	0	0	0	0	0	0	0	0	0	0	1	0	3	0	0	0	.222
Mar 30	ARKANSAS	ph	1	0	0	0	0	0	0	0	0	0	0	0	0	0	1	0	0	0	.218
Totals		17gs	55	13	12	10	0	0	1	10	0	0	1	0	1	3	17	19	0	0	.218

On base pct. .343 • Slugging pct. .273

### #36 Levi Huesman - 1 game (All games)

Date	Opponent	Pos	AB	R	H	RBI	2B	3B	HR	BB	SB	CS	HBP	SAC	SF	GDP	K	PO	A	E	Avg
Feb 18	AIR FORCE	p	0	0	0	0	0	0	0	0	0	0	0	0	0	0	0	0	1	0	.000
Totals		0gs	0	0	0	0	0	0	0	0	0	0	0	0	0	0	0	0	1	0	.000

On base pct. .000 • Slugging pct. .000

### #36 Levi Huesman - 7 appearances (All games)

Date	Opponent	GS	IP	H	R	ER	BB	SO	2B	3B	HR	WP	BK	HBP	IBB	Score	W-L	Sv	ERA	NP
Feb 18	AIR FORCE		0.2	1	0	0	0	1	1	0	0	0	0	0	0	5-2	0-0	0	0.00	16
Mar 05	ST. BONAVENTURE		1.0	0	0	0	0	2	0	0	0	0	0	0	0	14-1	0-0	0	0.00	17
Mar 11	VALPARAISO		0.1	0	0	0	0	0	0	0	0	0	0	0	0	12-0	0-0	0	0.00	6
Mar 15	at Auburn		0.1	0	0	0	0	0	0	0	0	0	0	0	0	8-6	0-0	0	0.00	4
Mar 18	BELMONT		1.0	0	0	0	0	1	0	0	0	0	0	0	0	13-2	0-0	0	0.00	16
Mar 25	EASTERN KENTUCKY		1.0	0	0	0	0	3	0	0	0	0	0	0	0	10-0	1-0	0	0.00	18
Apr 01	WKU		0.1	2	2	2	0	1	0	0	0	0	0	0	0	5-4	1-0	0	3.86	11
Totals		0	4.2	3	2	2	0	8	1	0	0	0	0	0	0	67-15	1-0	0	3.86	-

## 2025 Individual Game-by-Game Stats

### #10 Jacob Humphrey - 26 games (All games)

Date	Opponent	Pos	AB	R	H	RBI	2B	3B	HR	BB	SB	CS	HBP	SAC	SF	GDP	K	PO	A	E	Avg
Feb 14	at Grand Canyon	of	0	0	0	0	0	0	0	0	0	0	0	0	0	0	0	0	0	0	.000
Feb 16	vs UC Irvine	*of	5	1	1	0	0	0	0	0	0	0	0	0	0	0	0	1	0	0	.200
Feb 17	AIR FORCE	*of	2	0	1	0	0	0	0	1	2	0	0	1	0	0	0	0	0	0	.286
Feb 18	AIR FORCE	*of	4	1	3	2	0	1	0	0	0	0	0	0	0	0	0	0	0	0	.455
Feb 21	SAINT MARY'S	*of/of	3	2	2	0	0	0	0	0	1	0	1	1	0	0	0	0	0	0	.500
Feb 22	SAINT MARY'S	*of	5	2	2	2	1	0	0	0	0	0	0	0	0	0	1	1	0	0	.474
Feb 23	SAINT MARY'S	*of	4	0	1	3	1	0	0	0	0	0	0	0	0	0	2	1	0	0	.435
Feb 25	TENNESSEE TECH	*of	2	2	1	1	1	0	0	1	0	0	1	0	0	0	1	0	0	0	.440
Feb 28	at UCLA	*of	3	0	1	0	0	0	0	0	0	0	1	0	0	0	1	5	0	0	.429
Mar 01	at USC	*of	3	0	1	1	0	0	0	0	0	0	0	0	0	0	1	1	0	0	.419
Mar 02	vs UConn	*of	3	0	1	0	0	0	0	1	0	0	0	0	0	0	1	2	0	0	.412
Mar 05	ST. BONAVENTURE	*of	2	3	1	1	0	0	0	1	1	0	1	0	0	0	1	0	0	0	.417
Mar 07	XAVIER	*of	3	1	2	1	0	0	0	1	2	0	0	0	0	0	0	2	0	0	.436
Mar 09	XAVIER	*of	2	1	1	1	0	0	0	1	0	1	0	0	0	0	0	2	0	0	.439
Mar 11	VALPARAISO	*of	0	1	0	0	0	0	0	1	0	0	0	1	0	0	0	0	0	0	.439
Mar 14	at Auburn	*of	3	1	2	0	0	0	0	0	1	0	0	0	0	0	1	1	0	0	.455
Mar 15	at Auburn	*of	3	1	0	0	0	0	0	2	0	0	0	0	0	0	2	3	0	0	.426
Mar 16	at Auburn	*of	5	1	1	0	0	1	0	0	0	0	0	0	0	0	0	3	0	0	.404
Mar 18	BELMONT	*of	3	3	1	1	0	0	1	1	4	0	0	0	0	0	1	1	0	0	.400
Mar 20	TEXAS A&M	*of	4	1	2	3	0	0	1	0	0	0	0	0	0	0	0	1	0	0	.407
Mar 21	TEXAS A&M	*of	4	0	0	0	0	0	0	0	0	0	0	0	0	0	0	0	0	0	.381
Mar 22	TEXAS A&M	*of	3	1	0	0	0	0	0	1	0	0	0	1	0	1	2	2	0	1	.364
Mar 28	ARKANSAS	*of	3	0	0	0	0	0	0	1	0	0	0	0	0	0	1	1	0	0	.348
Mar 29	ARKANSAS	*of	4	1	1	0	0	0	0	1	1	0	0	0	0	0	2	1	0	0	.342
Mar 30	ARKANSAS	*of	2	0	0	0	0	0	0	2	1	0	0	0	0	0	0	1	0	0	.333
Apr 01	WKU	*of	4	2	2	1	0	1	0	1	0	0	0	0	0	0	0	0	0	0	.342
Totals		25gs	79	25	27	17	3	3	2	16	13	1	4	4	0	1	17	29	0	1	.342

On base pct. .475 • Slugging pct. .532

### #9 Brodie Johnston - 24 games (All games)

Date	Opponent	Pos	AB	R	H	RBI	2B	3B	HR	BB	SB	CS	HBP	SAC	SF	GDP	K	PO	A	E	Avg
Feb 21	SAINT MARY'S	ph	1	0	0	0	0	0	0	0	0	0	0	0	0	0	0	0	0	0	.000
Feb 22	SAINT MARY'S	*3b	5	1	0	0	0	0	0	0	0	0	0	0	0	0	1	0	2	0	.000
Feb 23	SAINT MARY'S	*3b	4	2	2	2	0	0	0	0	0	0	0	0	0	0	1	1	3	0	.200
Feb 25	TENNESSEE TECH	*3b	4	1	1	2	1	0	0	0	0	0	0	0	0	0	0	0	0	0	.214
Feb 28	at UCLA	*3b	5	2	2	4	0	1	1	0	0	0	0	0	0	0	0	0	0	0	.263
Mar 01	at USC	*3b	4	0	2	0	1	0	0	0	0	0	0	0	0	0	2	0	2	0	.304
Mar 02	vs UConn	*3b	5	0	3	0	1	0	0	0	0	0	0	0	0	0	1	0	2	0	.357
Mar 05	ST. BONAVENTURE	*3b	3	2	2	3	1	0	0	1	0	0	0	0	1	0	1	0	1	0	.387
Mar 07	XAVIER	*3b	5	2	2	6	0	0	2	0	0	0	0	0	0	0	0	0	0	0	.389
Mar 08	XAVIER	*3b	3	1	2	0	0	0	0	1	0	0	0	0	0	0	0	0	0	0	.410
Mar 09	XAVIER	*3b	4	0	0	0	0	0	0	0	0	0	0	0	0	0	0	0	0	0	.372
Mar 11	VALPARAISO	*3b	4	1	2	1	1	0	0	0	0	0	0	0	0	0	0	0	2	1	.383
Mar 14	at Auburn	*3b	4	0	1	0	0	0	0	0	0	0	0	0	0	0	2	1	1	0	.373
Mar 15	at Auburn	*3b	5	1	2	2	2	0	0	0	0	0	0	0	0	0	2	1	2	0	.375
Mar 16	at Auburn	*3b	5	1	1	1	0	0	0	0	0	0	0	0	0	0	1	1	3	1	.361
Mar 18	BELMONT	*3b	4	1	1	0	0	0	0	0	0	0	0	0	0	0	2	0	1	0	.354
Mar 20	TEXAS A&M	*3b	4	0	0	0	0	0	0	0	0	0	0	0	0	0	1	1	3	0	.333
Mar 21	TEXAS A&M	*3b	3	0	1	0	0	0	0	0	0	0	0	0	0	0	0	0	2	1	.333
Mar 22	TEXAS A&M	*3b	4	2	3	3	0	0	1	0	0	0	0	0	0	0	0	0	1	0	.355
Mar 25	EASTERN KENTUCKY	*ss	5	1	1	1	0	0	1	0	1	0	0	0	0	0	2	2	3	0	.346
Mar 28	ARKANSAS	*3b	4	0	1	0	0	0	0	0	0	0	0	0	0	0	2	0	2	0	.341
Mar 29	ARKANSAS	*3b	5	0	0	0	0	0	0	0	0	0	0	0	0	0	3	0	1	0	.322
Mar 30	ARKANSAS	*3b	4	0	0	0	0	0	0	0	0	0	0	0	0	0	2	1	1	0	.309
Apr 01	WKU	*3b	4	1	1	1	0	0	1	0	0	0	0	0	0	0	2	1	2	0	.306
Totals		23gs	98	19	30	26	7	1	6	2	1	0	0	0	1	0	25	9	34	3	.306

On base pct. .317 • Slugging pct. .582

## 2025 Individual Game-by-Game Stats

### #77 Alex Kranzler - 5 games (All games)

Date	Opponent	Pos	AB	R	H	RBI	2B	3B	HR	BB	SB	CS	HBP	SAC	SF	GDP	K	PO	A	E	Avg
Feb 17	AIR FORCE	p	0	0	0	0	0	0	0	0	0	0	0	0	0	0	0	1	0	0	.000
Mar 08	XAVIER	p	0	0	0	0	0	0	0	0	0	0	0	0	0	0	0	0	2	0	.000
Mar 20	TEXAS A&M	p	0	0	0	0	0	0	0	0	0	0	0	0	0	0	0	0	0	1	.000
Mar 30	ARKANSAS	p	0	0	0	0	0	0	0	0	0	0	0	0	0	0	0	1	0	0	.000
Apr 01	WKU	p	0	0	0	0	0	0	0	0	0	0	0	0	0	0	0	0	2	0	.000
Totals		Ogs	0	0	0	0	0	0	0	0	0	0	0	0	0	0	0	2	4	1	.000

On base pct. .000 • Slugging pct. .000

### #77 Alex Kranzler - 10 appearances (All games)

Date	Opponent	GS	IP	H	R	ER	BB	SO	2B	3B	HR	WP	BK	HBP	IBB	Score	W-L	Sv	ERA	NP
Feb 15	vs Nebraska		2.1	1	0	0	1	1	0	1	0	0	0	0	0	4-6	0-0	0	0.00	32
Feb 17	AIR FORCE		1.0	1	1	0	0	1	0	0	0	0	0	0	0	3-1	0-0	1	0.00	17
Feb 23	SAINT MARY'S		1.0	1	0	0	0	2	0	0	0	0	0	0	0	10-0	0-0	1	0.00	19
Feb 28	at UCLA		3.0	2	1	1	0	3	0	0	1	0	0	0	0	8-3	0-0	2	1.23	43
Mar 08	XAVIER		4.1	1	0	0	0	3	0	0	0	0	0	0	0	6-1	1-0	2	0.77	60
Mar 14	at Auburn		1.0	2	1	1	0	0	0	0	0	0	0	0	0	2-6	1-0	2	1.42	16
Mar 20	TEXAS A&M		1.1	0	1	0	2	2	0	0	0	0	0	0	0	5-3	2-0	2	1.29	40
Mar 22	TEXAS A&M		2.0	1	0	0	1	4	1	0	0	0	0	0	1	8-5	3-0	2	1.12	31
Mar 30	ARKANSAS		2.2	5	3	3	0	2	1	0	2	0	0	0	0	3-7	3-1	2	2.41	35
Apr 01	WKU		2.0	1	0	0	0	2	0	0	0	0	0	0	0	5-4	4-1	2	2.18	21
Totals		0	20.2	15	7	5	4	20	2	1	3	0	0	0	1	54-36	4-1	2	2.18	-

### #8 Chris Maldonado - 16 games (All games)

Date	Opponent	Pos	AB	R	H	RBI	2B	3B	HR	BB	SB	CS	HBP	SAC	SF	GDP	K	PO	A	E	Avg
Feb 14	at Grand Canyon	*3b	5	0	0	0	0	0	0	0	0	0	0	0	0	0	4	0	0	0	.000
Feb 15	vs Nebraska	*3b	3	0	0	0	0	0	1	0	0	0	0	0	0	0	1	0	0	0	.000
Feb 17	AIR FORCE	dh	1	0	0	0	0	0	0	0	0	0	0	0	0	0	0	0	0	0	.000
Feb 18	AIR FORCE	*3b	4	0	2	1	1	0	0	0	0	0	0	0	0	0	1	0	0	0	.154
Feb 21	SAINT MARY'S	*3b	3	1	0	0	0	0	0	3	0	0	0	0	0	0	1	1	1	0	.125
Feb 25	TENNESSEE TECH	ph/3b	1	0	0	0	0	0	0	0	0	0	0	0	0	0	1	0	1	0	.118
Mar 01	at USC	ph	1	0	0	0	0	0	0	0	0	0	0	0	0	0	1	0	0	0	.111
Mar 08	XAVIER	ph	1	0	0	0	0	0	0	0	0	0	0	0	0	0	1	0	0	0	.105
Mar 11	VALPARAISO	ph/dh	0	1	0	0	0	0	0	1	0	0	0	0	0	0	0	0	0	0	.105
Mar 14	at Auburn	ph	1	0	0	0	0	0	0	0	0	0	0	0	0	0	1	0	0	0	.100
Mar 15	at Auburn	*dh	1	0	0	0	0	0	0	0	0	0	0	0	0	0	1	0	0	0	.095
Mar 18	BELMONT	1b	0	0	0	0	0	0	0	0	0	0	0	0	0	0	0	2	0	0	.095
Mar 25	EASTERN KENTUCKY	ph/dh	2	0	0	0	0	0	0	0	0	0	0	0	0	0	1	0	0	0	.087
Mar 28	ARKANSAS	ph	1	0	0	0	0	0	0	0	0	0	0	0	0	0	0	0	0	0	.083
Mar 30	ARKANSAS	ph	1	0	0	0	0	0	0	0	0	0	0	0	0	0	0	0	0	0	.080
Apr 01	WKU	*dh	3	0	0	0	0	0	0	0	0	0	1	0	0	1	0	0	0	0	.071
Totals		6gs	28	2	2	1	1	0	0	5	0	0	1	0	0	1	13	3	2	0	.071

On base pct. .235 • Slugging pct. .107

## 2025 Individual Game-by-Game Stats

### #5 Mike Mancini - 21 games (All games)

Date	Opponent	Pos	AB	R	H	RBI	2B	3B	HR	BB	SB	CS	HBP	SAC	SF	GDP	K	PO	A	E	Avg
Feb 21	SAINT MARY'S	2b	0	0	0	0	0	0	0	1	0	0	0	0	0	0	0	0	1	0	.000
Feb 22	SAINT MARY'S	pr/2b	1	1	1	0	1	0	0	0	0	0	0	0	0	0	0	0	0	1	1.000
Feb 23	SAINT MARY'S	*2b	2	1	1	2	0	0	0	2	1	0	0	0	0	0	0	1	2	0	.667
Feb 25	TENNESSEE TECH	*2b	3	3	2	0	0	0	0	2	0	0	0	0	0	0	1	2	0	0	.667
Feb 28	at UCLA	*2b	4	0	0	0	0	0	0	1	0	0	0	0	0	0	3	1	1	1	.400
Mar 01	at USC	*2b	1	0	0	0	0	0	0	1	0	0	0	1	0	0	1	3	3	0	.364
Mar 02	vs UConn	*2b	4	0	0	0	0	0	0	0	0	0	0	0	0	1	0	0	0	0	.267
Mar 05	ST. BONAVENTURE	*2b	1	3	1	1	0	0	0	2	0	0	1	0	0	0	0	1	1	0	.312
Mar 08	XAVIER	*2b	3	0	0	2	0	0	0	0	0	0	0	1	0	0	0	0	2	0	.263
Mar 09	XAVIER	*2b	2	0	1	0	0	0	0	1	0	0	0	0	0	0	1	0	3	0	.286
Mar 11	VALPARAISO	*2b	3	1	1	1	0	0	0	0	1	0	0	0	0	0	1	1	1	0	.292
Mar 14	at Auburn	*2b	4	0	0	0	0	0	0	0	0	0	0	0	0	0	2	1	5	0	.250
Mar 18	BELMONT	*2b	3	1	1	4	0	0	1	0	0	0	0	0	0	0	0	2	2	0	.258
Mar 20	TEXAS A&M	*2b	2	0	1	0	0	0	0	0	0	0	0	1	0	0	1	1	0	0	.273
Mar 21	TEXAS A&M	*2b	3	0	0	0	0	0	0	0	0	0	0	0	0	0	1	2	2	0	.250
Mar 22	TEXAS A&M	*2b	3	1	3	0	0	0	0	1	0	0	0	0	0	0	0	1	1	0	.308
Mar 25	EASTERN KENTUCKY	*2b	4	1	2	0	0	0	0	0	1	0	0	0	0	0	0	0	4	0	.326
Mar 28	ARKANSAS	*2b	2	0	0	0	0	0	0	1	0	0	0	0	0	0	1	1	2	0	.311
Mar 29	ARKANSAS	*2b	4	0	1	0	0	0	0	0	1	0	0	0	0	0	0	2	5	1	.306
Mar 30	ARKANSAS	*2b	3	0	0	0	0	0	0	0	0	0	0	0	0	0	2	1	2	0	.288
Apr 01	WKU	*2b	3	1	1	1	0	0	0	0	0	1	0	1	0	0	0	2	0	0	.291
Totals		19gs	55	13	16	11	1	0	1	12	4	1	1	4	0	1	14	22	37	3	.291

On base pct. .426 • Slugging pct. .364

### #89 Ethan McElvain - 2 games (All games)

Date	Opponent	Pos	AB	R	H	RBI	2B	3B	HR	BB	SB	CS	HBP	SAC	SF	GDP	K	PO	A	E	Avg
Feb 15	vs Nebraska	*p	0	0	0	0	0	0	0	0	0	0	0	0	0	0	0	0	1	0	.000
Feb 22	SAINT MARY'S	*p	0	0	0	0	0	0	0	0	0	0	0	0	0	0	0	0	1	0	.000
Totals		2gs	0	0	0	0	0	0	0	0	0	0	0	0	0	0	0	0	2	0	.000

On base pct. .000 • Slugging pct. .000

### #89 Ethan McElvain - 7 appearances (All games)

Date	Opponent	GS	IP	H	R	ER	BB	SO	2B	3B	HR	WP	BK	HBP	IBB	Score	W-L	Sv	ERA	NP
Feb 15	vs Nebraska	*	2.2	6	4	4	3	7	3	0	0	0	0	1	0	4-6	0-1	0	13.50	76
Feb 22	SAINT MARY'S	*	3.0	3	4	4	3	3	1	0	1	0	0	1	0	13-7	0-1	0	12.71	68
Mar 01	at USC	*	2.1	3	2	2	3	5	3	0	0	0	0	0	0	1-3	0-2	0	11.25	59
Mar 08	XAVIER	*	3.1	2	1	1	4	7	0	0	0	0	0	1	0	6-1	0-2	0	8.74	75
Mar 15	at Auburn	*	1.1	2	3	3	3	1	0	0	1	0	0	1	0	8-6	0-2	0	9.95	43
Mar 22	TEXAS A&M	*	1.2	3	2	0	1	4	1	0	0	0	0	0	0	8-5	0-2	0	8.79	42
Mar 30	ARKANSAS	*	0.1	1	2	2	2	0	0	0	0	1	0	0	0	3-7	0-2	0	9.82	14
Totals		5	14.2	20	18	16	19	27	8	0	2	1	0	4	0	43-35	0-2	0	9.82	-

### #20 David Mendez - 13 games (All games)

Date	Opponent	Pos	AB	R	H	RBI	2B	3B	HR	BB	SB	CS	HBP	SAC	SF	GDP	K	PO	A	E	Avg
Feb 21	SAINT MARY'S	of	1	0	0	0	0	0	0	0	0	0	0	0	0	0	0	1	0	0	.000
Feb 25	TENNESSEE TECH	ph/of	1	0	1	2	0	0	0	0	0	0	0	0	0	0	0	0	0	0	.500
Mar 01	at USC	pr	0	1	0	0	0	0	0	0	0	0	0	0	0	0	0	0	0	0	.500
Mar 02	vs UConn	of	1	0	0	0	0	0	0	0	0	0	0	0	0	0	1	0	0	0	.333
Mar 08	XAVIER	of	0	0	0	0	0	0	0	0	0	0	1	0	0	0	0	0	0	0	.333
Mar 09	XAVIER	of	0	0	0	0	0	0	0	0	0	0	0	0	0	0	0	0	0	0	.333
Mar 11	VALPARAISO	*of/of	3	1	0	1	0	0	0	0	0	0	0	0	0	0	0	1	0	0	.167
Mar 18	BELMONT	of/of	1	1	1	1	0	0	1	0	0	0	0	0	0	0	0	0	0	0	.286
Mar 20	TEXAS A&M	of	0	0	0	0	0	0	0	0	0	0	0	0	0	0	0	0	0	0	.286
Mar 21	TEXAS A&M	of	0	0	0	0	0	0	0	0	0	0	0	0	0	0	0	0	0	0	.286
Mar 22	TEXAS A&M	of	0	0	0	0	0	0	0	0	0	0	0	0	0	0	0	0	0	0	.286
Mar 25	EASTERN KENTUCKY	*of	1	1	0	0	0	0	0	1	0	0	0	1	0	0	0	0	0	0	.250
Apr 01	WKU	pr	0	0	0	0	0	0	0	0	1	0	0	0	0	0	0	0	0	0	.250
Totals		2gs	8	4	2	4	0	0	1	1	1	0	1	1	0	0	1	2	0	0	.250

On base pct. .400 • Slugging pct. .625

## 2025 Individual Game-by-Game Stats

### #32 Riley Nelson - 29 games (All games)

Date	Opponent	Pos	AB	R	H	RBI	2B	3B	HR	BB	SB	CS	HBP	SAC	SF	GDP	K	PO	A	E	Avg
Feb 14	at Grand Canyon	*1b	4	0	2	1	0	0	0	0	0	0	1	0	0	0	0	8	1	0	.500
Feb 15	vs Nebraska	*1b	5	2	1	0	1	0	0	0	0	0	0	0	0	0	1	5	1	0	.333
Feb 16	vs UC Irvine	*1b	4	2	3	4	0	0	1	1	0	0	0	0	0	0	0	7	0	0	.462
Feb 17	AIR FORCE	*1b	2	1	0	0	0	0	0	2	0	0	0	0	0	0	1	6	1	0	.400
Feb 18	AIR FORCE	*1b	4	0	0	1	0	0	0	0	0	0	0	0	0	0	0	9	0	0	.316
Feb 21	SAINT MARY'S	*1b	5	0	2	2	0	0	0	1	1	0	0	0	0	0	1	5	2	0	.333
Feb 22	SAINT MARY'S	*1b	5	0	2	1	0	0	0	0	0	0	0	0	0	0	0	8	1	1	.345
Feb 23	SAINT MARY'S	*1b	2	2	2	1	0	0	0	1	1	0	1	0	0	0	0	6	0	0	.387
Feb 25	TENNESSEE TECH	*1b	1	1	1	2	0	0	0	1	0	0	1	0	1	0	0	2	0	0	.406
Feb 28	at UCLA	*1b	3	2	1	0	0	0	0	2	1	0	0	0	0	0	0	5	1	0	.400
Mar 01	at USC	*1b	4	0	0	0	0	0	0	0	0	0	0	0	0	0	2	5	0	0	.359
Mar 02	vs UConn	*1b	4	0	2	1	1	0	0	0	0	0	0	0	0	0	1	7	1	0	.372
Mar 05	ST. BONAVENTURE	*1b	3	1	1	2	0	0	0	1	1	0	1	0	0	0	1	5	0	0	.370
Mar 07	XAVIER	*1b	3	3	2	2	1	0	0	1	0	0	1	0	0	0	0	3	0	0	.388
Mar 08	XAVIER	*1b	3	1	1	0	0	0	0	0	0	0	0	0	0	0	2	6	0	0	.385
Mar 09	XAVIER	*1b	3	1	0	0	0	0	0	1	0	0	0	0	0	0	0	4	0	0	.364
Mar 11	VALPARAISO	*1b	4	2	3	2	0	0	0	0	0	0	0	0	0	0	0	5	1	0	.390
Mar 14	at Auburn	*1b	4	0	1	0	0	0	0	0	0	0	0	0	0	0	1	10	0	0	.381
Mar 15	at Auburn	*1b	3	1	0	0	0	0	0	1	0	0	0	0	0	0	0	5	1	0	.364
Mar 16	at Auburn	*1b	5	0	2	0	0	0	0	0	0	0	0	0	0	0	1	7	0	0	.366
Mar 18	BELMONT	*1b	3	1	1	0	0	0	0	1	0	0	0	0	0	0	1	6	0	0	.365
Mar 20	TEXAS A&M	*1b	2	1	1	0	1	0	0	2	0	0	0	0	0	0	1	7	0	0	.368
Mar 21	TEXAS A&M	*1b	3	2	2	0	2	0	0	0	0	0	0	0	0	0	0	7	0	0	.380
Mar 22	TEXAS A&M	*1b	4	1	1	3	0	0	1	0	0	0	0	0	0	0	2	4	0	0	.373
Mar 25	EASTERN KENTUCKY	*1b	1	2	0	0	0	0	0	3	0	0	1	0	0	0	1	6	0	0	.369
Mar 28	ARKANSAS	*1b	3	0	0	0	0	0	0	1	0	0	0	0	0	0	1	10	0	0	.356
Mar 29	ARKANSAS	*1b	4	0	0	1	0	0	0	0	0	0	0	0	1	0	2	9	0	0	.341
Mar 30	ARKANSAS	*1b	4	1	2	0	1	0	0	0	0	0	0	0	0	0	1	5	0	0	.347
Apr 01	WKU	*1b	3	0	0	0	0	0	0	1	0	0	0	0	0	0	0	9	1	1	.337
Totals		29gs	98	27	33	23	7	0	2	20	4	0	6	0	2	0	20	181	11	2	.337

On base pct. .468 • Slugging pct. .469

### #40 Austin Nye - 3 games (All games)

Date	Opponent	Pos	AB	R	H	RBI	2B	3B	HR	BB	SB	CS	HBP	SAC	SF	GDP	K	PO	A	E	Avg
Feb 17	AIR FORCE	*p	0	0	0	0	0	0	0	0	0	0	0	0	0	0	0	1	0	0	.000
Mar 05	ST. BONAVENTURE	*p	0	0	0	0	0	0	0	0	0	0	0	0	0	0	0	0	2	0	.000
Mar 18	BELMONT	*p	0	0	0	0	0	0	0	0	0	0	0	0	0	0	0	0	1	0	.000
Totals		3gs	0	0	0	0	0	0	0	0	0	0	0	0	0	0	0	1	3	0	.000

On base pct. .000 • Slugging pct. .000

### #40 Austin Nye - 7 appearances (All games)

Date	Opponent	GS	IP	H	R	ER	BB	SO	2B	3B	HR	WP	BK	HBP	IBB	Score	W-L	Sv	ERA	NP
Feb 17	AIR FORCE	*	3.0	1	0	0	3	5	0	0	0	0	0	0	0	3-1	0-0	0	0.00	52
Feb 25	TENNESSEE TECH	*	2.1	3	2	2	1	4	2	0	0	0	0	0	0	16-3	0-0	0	3.38	48
Mar 05	ST. BONAVENTURE	*	2.0	2	0	0	1	3	0	0	0	0	0	1	0	14-1	0-0	0	2.45	40
Mar 11	VALPARAISO	*	2.0	1	0	0	2	2	0	0	0	0	0	0	0	12-0	0-0	0	1.93	41
Mar 18	BELMONT	*	4.0	0	0	0	0	3	0	0	0	0	0	0	0	13-2	1-0	0	1.35	45
Mar 25	EASTERN KENTUCKY	*	4.0	1	0	0	3	4	1	0	0	0	0	0	0	10-0	1-0	0	1.04	64
Apr 01	WKU	*	5.1	4	1	0	0	9	1	0	0	0	0	0	0	5-4	1-0	0	0.79	78
Totals		7	22.2	12	3	2	10	30	4	0	0	0	0	1	0	73-11	1-0	0	0.79	-

### #45 Aiden O'Connell - 1 appearance (All games)

Date	Opponent	GS	IP	H	R	ER	BB	SO	2B	3B	HR	WP	BK	HBP	IBB	Score	W-L	Sv	ERA	NP
Feb 21	SAINT MARY'S		1.0	2	1	1	0	2	1	0	0	0	0	0	0	11-4	0-0	0	9.00	12
Totals		0	1.0	2	1	1	0	2	1	0	0	0	0	0	0	11-4	0-0	0	9.00	-

## 2025 Individual Game-by-Game Stats

### #73 Tommy O'Rourke - 10 appearances (All games)

Date	Opponent	GS	IP	H	R	ER	BB	SO	2B	3B	HR	WP	BK	HBP	IBB	Score	W-L	Sv	ERA	NP
Feb 16	vs UC Irvine		1.0	1	1	1	0	1	1	0	0	0	0	0	1	9-8	1-0	0	9.00	15
Feb 18	AIR FORCE		0.2	0	0	0	1	1	0	0	0	0	0	0	0	5-2	1-0	0	5.40	11
Feb 25	TENNESSEE TECH		1.0	0	1	1	2	1	0	0	0	2	0	0	0	16-3	1-0	0	6.75	22
Mar 02	vs UConn		2.0	0	0	0	0	3	0	0	0	0	0	0	0	2-6	1-0	0	3.86	22
Mar 11	VALPARAISO		1.0	0	0	0	0	2	0	0	0	0	0	0	0	12-0	1-0	0	3.18	11
Mar 15	at Auburn		1.0	1	0	0	0	0	0	0	0	0	0	0	0	8-6	1-0	0	2.70	13
Mar 21	TEXAS A&M		0.2	0	0	0	0	2	0	0	0	0	0	0	0	3-1	2-0	0	2.45	10
Mar 22	TEXAS A&M		0.1	0	0	0	1	1	0	0	0	0	0	0	0	8-5	2-0	1	2.35	12
Mar 30	ARKANSAS		1.0	0	0	0	0	0	0	0	0	0	0	0	0	3-7	2-0	1	2.08	11
Apr 01	WKU		0.0	1	1	1	0	0	0	0	0	0	0	0	0	5-4	2-0	1	3.12	2
Totals		0	8.2	3	3	3	4	11	1	0	0	2	0	1	0	71-42	2-0	1	3.12	-

### #19 Rustan Rigdon - 22 games (All games)

Date	Opponent	Pos	AB	R	H	RBI	2B	3B	HR	BB	SB	CS	HBP	SAC	SF	GDP	K	PO	A	E	Avg	
Feb 14	at Grand Canyon	*dh	2	2	1	1	1	0	0	0	0	0	2	0	0	0	0	0	0	0	0	.500
Feb 15	vs Nebraska	*dh	4	0	1	1	0	0	0	0	0	0	0	0	0	0	2	0	0	0	.333	
Feb 16	vs UC Irvine	*3b	4	1	1	0	1	0	0	1	0	0	0	0	0	0	1	0	1	1	.300	
Feb 17	AIR FORCE	*3b	3	1	2	0	0	0	0	1	1	0	0	0	0	0	0	0	3	1	.385	
Feb 18	AIR FORCE	*of	2	1	2	0	0	0	0	1	1	0	0	0	0	0	0	0	0	0	.467	
Feb 21	SAINT MARY'S	*dh	3	0	1	2	0	0	0	2	0	0	0	0	1	0	1	0	0	0	.444	
Feb 22	SAINT MARY'S	*dh	3	1	0	0	0	0	0	2	0	0	0	0	0	0	0	0	0	0	.381	
Feb 23	SAINT MARY'S	*of	2	2	1	0	0	0	0	1	1	0	1	0	0	0	1	3	0	0	.391	
Feb 25	TENNESSEE TECH	*of	2	1	0	1	0	0	0	2	0	0	0	0	0	0	0	2	0	0	.360	
Feb 28	at UCLA	*of	4	1	1	0	0	0	0	1	2	0	0	0	0	0	2	0	0	0	.345	
Mar 01	at USC	*of	4	0	0	0	0	0	0	0	0	0	0	0	0	0	2	2	0	0	.303	
Mar 02	vs UConn	*dh	2	0	0	0	0	0	0	0	0	0	0	0	0	0	2	0	0	0	.286	
Mar 08	XAVIER	*of	3	1	1	0	0	0	0	1	1	0	0	0	0	0	2	1	0	0	.289	
Mar 09	XAVIER	*dh	3	1	0	1	0	0	0	0	1	0	0	0	0	0	0	0	0	0	.268	
Mar 11	VALPARAISO	pr/of	2	1	0	0	0	0	0	0	1	0	0	0	0	0	1	0	0	0	.256	
Mar 14	at Auburn	*of	3	0	0	0	0	0	0	0	0	0	0	0	0	0	2	0	0	0	.239	
Mar 18	BELMONT	of	0	0	0	0	0	0	0	0	0	0	0	0	0	0	0	0	0	0	.239	
Mar 25	EASTERN KENTUCKY	*3b	5	1	4	2	1	0	0	0	0	0	0	0	0	0	0	1	1	0	.294	
Mar 28	ARKANSAS	ph/of	1	0	1	0	1	0	0	0	0	0	0	0	0	0	0	0	0	0	.308	
Mar 29	ARKANSAS	*of	4	0	2	0	0	0	0	0	0	0	0	0	0	0	2	3	0	0	.321	
Mar 30	ARKANSAS	*of	3	0	0	0	0	0	0	0	0	0	0	0	0	0	2	1	1	0	.305	
Apr 01	WKU	*of	4	1	1	0	0	0	0	0	0	0	0	0	0	0	2	1	0	0	.302	
Totals		19gs	63	15	19	8	4	0	0	12	8	0	3	0	1	0	22	14	6	2	.302	

On base pct. .430 • Slugging pct. .365

### #18 JD Rogers - 17 games (All games)

Date	Opponent	Pos	AB	R	H	RBI	2B	3B	HR	BB	SB	CS	HBP	SAC	SF	GDP	K	PO	A	E	Avg
Feb 14	at Grand Canyon	*of	4	0	1	0	1	0	0	0	0	0	0	0	0	0	0	0	0	0	.250
Feb 15	vs Nebraska	*of	4	1	1	0	1	0	0	0	0	0	0	0	0	0	1	1	0	0	.250
Feb 16	vs UC Irvine	of	2	0	0	0	0	0	0	0	0	0	0	0	0	0	1	0	0	0	.200
Feb 17	AIR FORCE	of	1	1	1	1	0	0	1	0	0	0	0	0	0	0	0	0	0	0	.273
Feb 18	AIR FORCE	of	0	1	0	0	0	0	0	1	0	0	0	0	0	0	0	0	0	0	.273
Feb 21	SAINT MARY'S	*of	3	1	0	0	0	0	0	1	0	0	0	0	0	0	1	2	0	0	.214
Feb 22	SAINT MARY'S	of	0	0	0	0	0	0	0	0	0	0	0	0	0	0	0	0	0	0	.214
Feb 23	SAINT MARY'S	dh	0	1	0	0	0	0	0	1	0	0	0	0	0	0	0	0	0	0	.214
Feb 25	TENNESSEE TECH	ph/of	0	0	0	0	0	0	0	1	0	0	0	0	0	0	0	2	0	0	.214
Feb 28	at UCLA	of	0	0	0	0	0	0	0	0	0	0	0	0	0	0	0	0	0	0	.214
Mar 02	vs UConn	*of	2	0	0	0	0	0	0	0	0	0	0	0	0	0	1	1	0	0	.188
Mar 07	XAVIER	pr	0	1	0	0	0	0	0	0	0	0	0	0	0	0	0	0	0	0	.188
Mar 11	VALPARAISO	ph/of	0	0	0	1	0	0	0	0	0	0	0	0	1	0	0	0	0	0	.188
Mar 15	at Auburn	of	0	0	0	0	0	0	0	0	0	0	0	0	0	0	0	0	0	0	.188
Mar 16	at Auburn	of	0	0	0	0	0	0	0	0	0	0	0	0	0	0	0	0	0	0	.188
Mar 18	BELMONT	of	0	0	0	0	0	0	0	0	0	0	0	0	0	0	0	0	0	0	.188
Mar 25	EASTERN KENTUCKY	ph/of	1	0	0	0	0	0	0	0	0	0	0	0	0	0	0	0	0	0	.176
Totals		4gs	17	6	3	2	2	0	1	4	0	0	0	0	1	0	4	6	0	0	.176

On base pct. .318 • Slugging pct. .471

## 2025 Individual Game-by-Game Stats

### #16 Mac Rose - 27 games (All games)

Date	Opponent	Pos	AB	R	H	RBI	2B	3B	HR	BB	SB	CS	HBP	SAC	SF	GDP	K	PO	A	E	Avg
Feb 16	vs UC Irvine	*c	5	0	2	1	0	0	0	0	0	0	0	0	0	0	1	12	0	0	.400
Feb 17	AIR FORCE	*dh	1	0	0	0	0	0	0	2	0	0	0	0	0	0	0	0	0	0	.333
Feb 18	AIR FORCE	*c	1	1	0	0	0	0	0	3	0	0	0	0	0	0	0	12	1	0	.286
Feb 21	SAINT MARY'S	c	1	0	0	0	0	0	0	0	0	0	0	0	0	0	0	3	0	0	.250
Feb 22	SAINT MARY'S	ph	1	0	1	1	0	0	0	0	0	0	0	0	0	0	0	0	0	0	.333
Feb 23	SAINT MARY'S	*c	3	1	2	1	1	0	0	0	0	0	1	0	0	0	0	8	0	0	.417
Feb 25	TENNESSEE TECH	*dh	2	1	0	1	0	0	0	1	0	0	0	0	1	0	1	0	0	0	.357
Feb 28	at UCLA	*dh	3	2	1	1	0	0	1	1	0	0	1	0	0	0	1	0	0	0	.353
Mar 01	at USC	ph	1	0	1	0	0	0	0	0	0	0	0	0	0	0	0	0	0	0	.389
Mar 02	vs UConn	*c	3	0	0	0	0	0	0	1	0	0	0	0	0	0	0	12	1	0	.333
Mar 05	ST. BONAVENTURE	*dh	2	0	0	0	0	0	0	2	0	0	0	0	0	0	1	0	0	0	.304
Mar 07	XAVIER	*dh	2	1	1	1	0	0	0	1	0	0	0	0	1	0	0	0	0	0	.320
Mar 08	XAVIER	*dh	3	0	1	0	0	0	0	1	0	0	0	0	0	0	0	0	0	0	.321
Mar 09	XAVIER	*c	4	0	0	0	0	0	0	0	0	0	0	0	0	1	0	17	0	0	.281
Mar 11	VALPARAISO	*dh	2	0	0	1	0	0	0	0	0	0	0	0	1	0	1	0	0	0	.265
Mar 14	at Auburn	*dh	3	0	1	0	0	0	0	0	0	0	0	0	0	0	0	0	0	0	.270
Mar 15	at Auburn	ph/dh	3	0	0	1	0	0	0	1	0	0	0	0	0	0	2	0	0	0	.250
Mar 16	at Auburn	*dh	3	1	0	0	0	0	0	0	0	1	0	0	0	0	1	0	0	0	.233
Mar 18	BELMONT	*c	3	1	2	2	1	0	0	1	0	0	0	0	0	0	0	6	2	0	.261
Mar 20	TEXAS A&M	*dh	4	0	2	1	0	0	0	0	0	0	0	0	0	0	1	0	0	0	.280
Mar 21	TEXAS A&M	*dh	2	0	0	0	0	0	0	1	0	0	0	0	0	0	0	0	0	0	.269
Mar 22	TEXAS A&M	*dh	2	0	0	0	0	0	0	1	0	0	1	0	0	0	1	0	0	0	.259
Mar 25	EASTERN KENTUCKY	*c	3	1	1	1	0	0	0	2	0	0	0	0	0	0	1	12	0	0	.263
Mar 28	ARKANSAS	*dh	2	0	1	0	0	0	0	1	0	0	0	0	0	0	0	0	0	0	.271
Mar 29	ARKANSAS	*dh	5	0	2	1	1	0	0	0	0	0	0	0	0	0	1	0	0	0	.281
Mar 30	ARKANSAS	*dh	3	1	0	0	0	0	0	0	0	0	1	0	0	0	3	0	0	0	.269
Apr 01	WKU	*c	5	0	1	0	0	0	0	0	0	0	0	0	0	0	0	13	3	0	.264
Totals		23gs	72	10	19	13	3	0	1	19	0	0	4	1	3	1	15	95	7	0	.264

On base pct. .429 • Slugging pct. .347

### #37 Jakob Schulz - 1 game (All games)

Date	Opponent	Pos	AB	R	H	RBI	2B	3B	HR	BB	SB	CS	HBP	SAC	SF	GDP	K	PO	A	E	Avg
Mar 02	vs UConn	p	0	0	0	0	0	0	0	0	0	0	0	0	0	0	0	1	0	0	.000
Totals		0gs	0	0	0	0	0	0	0	0	0	0	0	0	0	0	0	1	0	0	.000

On base pct. .000 • Slugging pct. .000

### #37 Jakob Schulz - 4 appearances (All games)

Date	Opponent	GS	IP	H	R	ER	BB	SO	2B	3B	HR	WP	BK	HBP	IBB	Score	W-L	Sv	ERA	NP
Feb 15	vs Nebraska		2.0	0	0	0	0	3	0	0	0	0	0	0	0	4-6	0-0	0	0.00	28
Feb 18	AIR FORCE		1.1	0	0	0	1	3	0	0	0	0	0	0	0	5-2	1-0	0	0.00	25
Feb 22	SAINT MARY'S		0.1	0	2	2	2	1	0	0	0	0	0	2	0	13-7	1-0	0	4.91	24
Mar 02	vs UConn		0.2	0	0	0	1	0	0	0	0	0	0	0	0	2-6	1-0	0	4.15	12
Totals		0	4.1	0	2	2	4	7	0	0	0	0	0	2	0	24-21	1-0	0	4.15	-

### #34 Brennan Seiber - 4 games (All games)

Date	Opponent	Pos	AB	R	H	RBI	2B	3B	HR	BB	SB	CS	HBP	SAC	SF	GDP	K	PO	A	E	Avg
Feb 15	vs Nebraska	p	0	0	0	0	0	0	0	0	0	0	0	0	0	0	0	0	2	0	.000
Mar 01	at USC	p	0	0	0	0	0	0	0	0	0	0	0	0	0	0	0	1	0	0	.000
Mar 05	ST. BONAVENTURE	p	0	0	0	0	0	0	0	0	0	0	0	0	0	0	0	0	1	0	.000
Mar 11	VALPARAISO	p	0	0	0	0	0	0	0	0	0	0	0	0	0	0	0	1	0	0	.000
Totals		0gs	0	0	0	0	0	0	0	0	0	0	0	0	0	0	0	2	3	0	.000

On base pct. .000 • Slugging pct. .000

## 2025 Individual Game-by-Game Stats

### #34 Brennan Seiber - 11 appearances (All games)

Date	Opponent	GS	IP	H	R	ER	BB	SO	2B	3B	HR	WP	BK	HBP	IBB	Score	W-L	Sv	ERA	NP
Feb 15	vs Nebraska		2.0	1	2	2	2	4	0	0	1	0	0	0	0	4-6	0-0	0	9.00	36
Feb 18	AIR FORCE	*	3.0	2	0	0	1	6	0	0	0	2	0	0	0	5-2	0-0	0	3.60	52
Feb 22	SAINT MARY'S		0.2	0	0	0	0	1	0	0	0	1	0	0	0	13-7	0-0	0	3.18	8
Feb 25	TENNESSEE TECH		1.2	0	0	0	1	1	0	0	0	0	0	1	0	16-3	1-0	0	2.45	26
Mar 01	at USC		1.2	0	0	0	0	1	0	0	0	0	0	0	0	1-3	1-0	0	2.00	20
Mar 05	ST. BONAVENTURE		1.0	1	0	0	1	2	0	0	0	0	0	0	0	14-1	1-0	0	1.80	18
Mar 11	VALPARAISO		1.0	2	0	0	0	1	0	0	0	0	0	1	0	12-0	1-0	0	1.64	22
Mar 16	at Auburn		0.0	0	1	1	0	0	0	0	0	0	0	1	0	6-7	1-0	0	2.45	1
Mar 25	EASTERN KENTUCKY		2.0	1	0	0	0	2	0	0	0	0	0	0	0	10-0	1-0	0	2.08	26
Mar 28	ARKANSAS		1.0	0	0	0	2	1	0	0	0	0	0	0	0	0-9	1-0	0	1.93	17
Apr 01	WKU		1.2	0	0	0	1	3	0	0	0	0	0	0	0	5-4	1-0	0	1.72	30
Totals		1	15.2	7	3	3	8	22	0	0	1	3	0	3	0	86-42	1-0	0	1.72	-

### #43 Matthew Shorey - 1 game (All games)

Date	Opponent	Pos	AB	R	H	RBI	2B	3B	HR	BB	SB	CS	HBP	SAC	SF	GDP	K	PO	A	E	Avg
Mar 14	at Auburn	p	0	0	0	0	0	0	0	0	0	0	0	0	0	0	0	0	1	0	.000
Totals		0gs	0	0	0	0	0	0	0	0	0	0	0	0	0	0	0	0	1	0	.000

On base pct. .000 • Slugging pct. .000

### #43 Matthew Shorey - 9 appearances (All games)

Date	Opponent	GS	IP	H	R	ER	BB	SO	2B	3B	HR	WP	BK	HBP	IBB	Score	W-L	Sv	ERA	NP
Feb 14	at Grand Canyon		0.1	3	3	3	0	0	2	0	1	0	0	0	0	4-3	0-0	0	81.00	8
Feb 16	vs UC Irvine		0.1	0	2	2	1	0	0	0	0	0	0	1	0	9-8	0-0	0	67.50	11
Feb 18	AIR FORCE		1.0	0	0	0	0	1	0	0	0	0	0	0	0	5-2	0-0	0	27.00	10
Feb 22	SAINT MARY'S		1.0	0	0	0	1	2	0	0	0	0	0	0	0	13-7	1-0	0	16.88	18
Mar 01	at USC		2.0	0	0	0	0	1	0	0	0	0	0	0	0	1-3	1-0	0	9.64	20
Mar 11	VALPARAISO		1.0	0	0	0	1	2	0	0	0	0	0	0	0	12-0	1-0	0	7.94	23
Mar 14	at Auburn		1.0	0	0	0	0	0	0	0	0	0	0	0	0	2-6	1-0	0	6.75	9
Mar 16	at Auburn		0.1	1	1	1	0	0	0	0	0	0	0	0	0	6-7	1-0	0	7.71	6
Mar 22	TEXAS A&M		0.1	1	0	0	1	0	0	0	0	0	0	0	0	8-5	1-0	0	7.36	13
Totals		0	7.1	5	6	6	4	6	2	0	1	0	0	1	0	60-41	1-0	0	7.36	-

### #22 JD Thompson - 5 games (All games)

Date	Opponent	Pos	AB	R	H	RBI	2B	3B	HR	BB	SB	CS	HBP	SAC	SF	GDP	K	PO	A	E	Avg
Feb 14	at Grand Canyon	*p	0	0	0	0	0	0	0	0	0	0	0	0	0	0	0	0	1	0	.000
Feb 21	SAINT MARY'S	*p	0	0	0	0	0	0	0	0	0	0	0	0	0	0	0	0	3	0	.000
Feb 28	at UCLA	*p	0	0	0	0	0	0	0	0	0	0	0	0	0	0	0	0	2	0	.000
Mar 07	XAVIER	*p	0	0	0	0	0	0	0	0	0	0	0	0	0	0	0	0	1	0	.000
Mar 28	ARKANSAS	*p	0	0	0	0	0	0	0	0	0	0	0	0	0	0	0	0	1	0	.000
Totals		5gs	0	0	0	0	0	0	0	0	0	0	0	0	0	0	0	0	8	0	.000

On base pct. .000 • Slugging pct. .000

### #22 JD Thompson - 7 appearances (All games)

Date	Opponent	GS	IP	H	R	ER	BB	SO	2B	3B	HR	WP	BK	HBP	IBB	Score	W-L	Sv	ERA	NP
Feb 14	at Grand Canyon	*	4.2	3	0	0	1	6	0	0	0	0	0	1	0	4-3	0-0	0	0.00	77
Feb 21	SAINT MARY'S	*	4.0	7	3	3	2	5	1	0	0	1	0	0	0	11-4	0-0	0	3.12	82
Feb 28	at UCLA	*	5.0	1	2	2	1	8	1	0	0	1	0	2	0	8-3	1-0	0	3.29	85
Mar 07	XAVIER	*	6.0	4	3	3	1	10	0	0	2	0	0	0	0	15-3	2-0	0	3.66	90
Mar 14	at Auburn	*	5.0	5	5	5	2	3	1	0	0	3	0	1	0	2-6	2-1	0	4.74	93
Mar 21	TEXAS A&M	*	6.1	5	1	1	0	10	0	0	1	0	0	0	0	3-1	2-1	0	4.06	96
Mar 28	ARKANSAS	*	6.0	5	5	5	2	6	0	1	3	0	0	0	0	0-9	2-2	0	4.62	101
Totals		7	37.0	30	19	19	9	48	3	1	6	5	0	4	0	43-29	2-2	0	4.62	-

## 2025 Individual Game-by-Game Stats

### #13 Jonathan Vastine - 28 games (All games)

Date	Opponent	Pos	AB	R	H	RBI	2B	3B	HR	BB	SB	CS	HBP	SAC	SF	GDP	K	PO	A	E	Avg
Feb 14	at Grand Canyon	*ss	4	0	1	0	0	0	0	0	0	0	0	0	0	0	1	2	2	0	.250
Feb 15	vs Nebraska	*ss	2	0	1	0	0	0	0	2	0	0	0	0	0	0	0	2	1	0	.333
Feb 16	vs UC Irvine	*ss	3	2	0	0	0	0	0	2	1	0	0	0	0	1	2	3	1	0	.222
Feb 17	AIR FORCE	*ss	4	0	0	0	0	0	0	0	0	0	0	0	0	0	3	2	1	0	.154
Feb 18	AIR FORCE	*ss	2	0	0	1	0	0	0	0	0	0	0	1	1	0	0	3	1	0	.133
Feb 21	SAINT MARY'S	*ss	4	2	2	3	0	0	1	1	0	0	0	0	0	0	0	1	3	0	.211
Feb 22	SAINT MARY'S	*ss	3	2	1	2	0	0	0	1	0	0	0	0	0	0	0	1	3	1	.227
Feb 23	SAINT MARY'S	*ss	3	0	0	0	0	0	0	1	0	0	0	0	0	0	1	1	1	0	.200
Feb 25	TENNESSEE TECH	*ss	2	2	1	1	0	0	0	1	0	0	0	0	0	0	0	1	3	0	.222
Feb 28	at UCLA	*ss	3	0	1	2	1	0	0	0	0	0	0	1	0	0	1	1	1	0	.233
Mar 01	at USC	*ss	3	0	0	0	0	0	0	0	0	0	0	0	0	0	3	1	3	0	.212
Mar 02	vs UConn	*ss	3	1	1	0	0	0	0	1	1	0	0	0	0	0	1	0	3	0	.222
Mar 05	ST. BONAVENTURE	*ss	4	1	1	2	0	0	0	0	0	0	0	0	0	0	2	2	0	0	.225
Mar 07	XAVIER	*ss	4	1	1	0	0	0	0	0	0	0	0	0	0	0	1	0	0	0	.227
Mar 08	XAVIER	*ss	4	1	1	2	0	0	1	0	0	0	0	0	0	0	0	1	3	2	.229
Mar 09	XAVIER	*ss	2	0	1	1	0	0	0	1	0	0	0	0	0	0	0	1	1	0	.240
Mar 11	VALPARAISO	*ss	2	0	0	0	0	0	0	1	0	0	0	0	0	0	1	0	3	0	.231
Mar 14	at Auburn	*ss	3	1	1	2	0	0	1	0	0	0	0	0	0	0	1	2	3	1	.236
Mar 15	at Auburn	*ss	4	1	1	1	0	0	0	0	0	0	0	0	0	0	0	4	2	0	.237
Mar 16	at Auburn	*ss	3	1	1	2	0	0	1	0	0	0	0	0	1	0	0	1	1	0	.242
Mar 18	BELMONT	*ss	2	1	0	1	0	0	0	1	0	0	0	0	0	0	1	0	0	0	.234
Mar 20	TEXAS A&M	*ss	2	1	0	0	0	0	0	1	0	0	0	0	0	0	0	0	1	0	.227
Mar 21	TEXAS A&M	*ss	3	0	0	0	0	0	0	0	0	0	0	0	0	0	1	0	1	0	.217
Mar 22	TEXAS A&M	*ss	4	1	2	0	0	0	0	0	0	0	0	0	0	0	1	0	1	0	.233
Mar 28	ARKANSAS	*ss	3	0	0	0	0	0	0	0	0	0	0	0	0	0	2	0	3	0	.224
Mar 29	ARKANSAS	*ss	3	1	0	0	0	0	0	1	1	0	0	0	0	0	1	1	3	0	.215
Mar 30	ARKANSAS	*ss	4	0	4	0	1	0	0	0	0	1	0	0	0	0	0	1	1	0	.253
Apr 01	WKU	*ss	4	0	1	0	0	0	0	0	0	0	0	0	0	0	2	2	5	0	.253
Totals		28gs	87	19	22	20	2	0	4	14	3	1	0	2	2	1	26	35	50	2	.253

On base pct. .350 • Slugging pct. .414

### #51 Ryker Waite - 5 games (All games)

Date	Opponent	Pos	AB	R	H	RBI	2B	3B	HR	BB	SB	CS	HBP	SAC	SF	GDP	K	PO	A	E	Avg
Feb 21	SAINT MARY'S	pr/ss	0	0	0	0	0	0	0	0	0	0	0	0	0	0	0	0	1	0	.000
Feb 25	TENNESSEE TECH	ss	0	1	0	0	0	0	0	1	0	0	0	0	0	0	0	0	1	0	.000
Mar 05	ST. BONAVENTURE	ph	1	0	0	0	0	0	0	0	0	0	0	0	0	0	1	0	0	0	.000
Mar 11	VALPARAISO	ph/ss	0	0	0	1	0	0	0	1	0	0	0	0	0	0	0	0	0	0	.000
Mar 18	BELMONT	ss	1	0	0	0	0	0	0	0	0	0	0	0	0	0	1	1	1	0	.000
Totals		0gs	2	1	0	1	0	0	0	2	0	0	0	0	0	0	2	1	3	0	.000

On base pct. .500 • Slugging pct. .000