6 SEC TOURNAMENT CHAMPIONSHIPS • 30 NCAA TOURNAMENTS • 1 FINAL FOUR • 5 ELITE EIGHTS • 15 SWEET SIXTEENS

VANDERBILT WOMEN'S BASKETBALL

2026-27 GAME NOTES • GAME 8 • vs. OREGON STATE • 5:30 P.M. CT • SCOUT JACKSONVILLE CLASSIC

2026-27 SCHEDULE

Overall: 6-1 | SEC: 0-0
Home: 5-0 | Away: 0-0 | Neutral: 1-1
AP Poll: 12 | USA Today Coaches Poll: 13
2026-27 NET Ranking: 7 | 2026-27 WAB Ranking: 7
Streak: W-2

NOVEMBER (6-1)

2	Lipscomb	Win	112-53
4	Queens	Win	100-42
9	Morehead State	Win	102-50
11	Western Kentucky	Win	101-59
15	*vs. Iowa&*	*Loss*	*65-75*
18	North Alabama	Win	80-44
23	*vs. Arizona%*	*Win*	*93-62*
25	*vs. Oregon State%*	*5:30 p.m.*	*Spiideo*
29	Georgia State	Noon	SEC Network

DECEMBER (0-0)

3	Notre Dame#	8 p.m.	ESPN
6	South Alabama	1 p.m.	SEC Network
9	at Davidson	4 p.m.	ESPN+
18	*vs. Belmont^*	*7:30 p.m.*	*ESPNU*
21	Tennessee State	Noon	SEC Network+
28	Little Rock	6:30 p.m.	SEC Network+
31	Arkansas*	8 p.m.	SEC Network

JANUARY (0-0)

3	at LSU*	Noon	ABC
7	at Auburn*	6 p.m.	SEC Network+
10	Mississippi State*	5 p.m.	SEC Network
14	Texas A&M*	8:30 p.m.	SEC Network
17	at Texas*	Noon	ABC
21	at Missouri*	6:30 p.m.	SEC Network+
24	Georgia*	2 p.m.	SEC Network+
28	at Oklahoma*	8 p.m.	ESPN2

FEBRUARY (0-0)

4	South Carolina*	6 p.m.	ESPN
7	Tennessee*	TBD	ESPN
11	at Alabama*	7:30 p.m.	SEC Network
15	at Kentucky*	5 p.m.	ESPN2
21	Ole Miss*	11 a.m.	ESPN
25	Missouri*	6:30 p.m.	SEC Network+
28	at Florida*	Noon	SEC Network+

MARCH (0-0)

3-7 SEC Tournament (Greenville, S.C.)
17-18 NCAA Tournament Opening Round (Campus Sites)
19-20 NCAA Tournament First Round (Campus Sites)
26-27 NCAA Tournament Sweet 16 (Las Vegas or Philadelphia)
28-29 NCAA Tournament Sweet 16 (Las Vegas or Philadelphia)

APRIL (0-0)

2 NCAA Tournament Final Four (Columbus, Ohio)
4 NCAA Tournament Championship (Columbus, Ohio)

*All times Central • Home games in bold • Neutral games in italics • * - SEC game*
% - Scout Jacksonville Classic • # - ACC/SEC Challenge • & - at Sioux City, Iowa • ^ - at Bridgestone Arena
Rankings: AP/Coaches Poll • All games times and dates are subject to change

GAME 8

#12/13 VANDERBILT (6-1, 0-0 SEC)
vs.
OREGON STATE (4-3, 0-0 Pac 12)

WEDNESDAY, NOV. 25
5:30 p.m. CT

JACKSONVILLE, FLA.
The Reef at Florida State College-Jacksonville

SPIIDEO
Stream Only • No Commentators

94.9 THE FAN
Vanderbilt Athletics App • Andrew Selover (Play-By-Play)

STARTING FIVE

>> The Dores will be looking for their third-straight victory on Wednesday after Vandy knocked off Arizona, 93-62, in Game 1 at the Scout Jacksonville Classic Monday night. Junior Mia Woolfolk scored 25 points to lead a quartet of double-digit scorers for the Commodores. Junior Mikayla Blakes tallied 24 points and dished out a game-high eight assists.

>> Vanderbilt is playing in the Scout Jacksonville Classic for the first time in program history. The Commodores are 3-1 all-time in the River City. Prior to Monday's contest vs. Arizona, all three games took place in the 2016 SEC Women's Basketball Tournament at Jacksonville Veterans Memorial Arena.

>> Vandy has won 26 of its last 27 regular-season games against non-SEC teams. The Commodores are 69-21 against nonconference foes under head coach Shea Ralph and 49-6 over the last four seasons.

>> The Dores are 12-16 in neutral-site contests under head coach Shea Ralph. Vanderbilt is 10-9 on a neutral court over the last four seasons and 1-1 in 2026-27.

>> Vanderbilt and Oregon State will meet for the fifth time on the hardwood this Wednesday. The Dores hold a 4-0 record against the Beavers in a series dating back to the 1989-90 season. The last matchup took place last season at the Paradise Jam in the U.S. Virgin Islands, where Vandy captured an 88-66 victory on Nov. 27, 2025. Prior to last season, the last matchup between Vanderbilt and Oregon State took place on Nov. 11, 2001, in Nashville, where the Commodores scored an 81-55 victory.

TEAM COMPARISON

6-1	Overall Record	4-3
0-0	Conf. Record	0-0
93.3	Points Per Game	72.6
55.0	Opp. Per Game	65.7
51.0	Field Goal Pct.	46.1
38.9	Opp. Field Goal Pct.	40.0
30.7	3-Point Pct.	29.5
26.0	Opp. 3-Point Pct.	40.3
74.1	Free Throw Pct.	70.7
38.7	Rebounds Per Game	37.6
+6.7	Rebounding Margin	+3.7
21.3	Assists Per Game	14.7
11.1	Turnovers Per Game	15.3
16.1	Steals Per Game	8.1
4.9	Blocks Per Game	5.1

SERIES HISTORY

Games:	4
Vanderbilt Series Record:	4-0
Games in Nashville:	1-0
Games in Corvallis, Ore.:	1-0
Neutral Site Games:	2-0
First Meeting:	Nov. 24, 1989 in Honolulu, Hawaii, Vandy, 63-50
Last Meeting:	Nov. 27, 2025 in Charlotte Amalie, USVI, Vandy 88-66
Last Vandy Win:	Nov. 27, 2025 in Charlotte Amalie, USVI, Vandy 88-66
Last Vandy Loss:	Never
Last Home Win:	Nov. 11, 2001, 78-57
Last Road Win:	Dec. 22, 1994, 88-66
Last Neutral Win:	Nov. 27, 2025 in Charlotte Amalie, USVI, Vandy 88-66
Last Home Loss:	Never
Last Road Loss:	Never
Last Neutral Loss:	Never
vs. Oregon State under Ralph:	1-0
Current Vanderbilt Streak:	W-4

ALL-TIME SERIES

Date	Location	Vandy Result	Score
11.24.89	Honolulu	W	63-50
12.22.94	Corvallis	W	78-57
11.11.01	Nashville	W	81-55
11.27.25	St. Thomas USVI	W	88-66

PROJECTED STARTERS



0 OLIVIA JONES
G • 5-11 • Fr.
Bay Shore, N.Y.
Long Island Lutheran HS
Points • 7.9
FG% • 39.6
3P FG% • 27.8
Boards • 3.1
Assists • 1.3
Steals • 2.3



1 MIKAYLA BLAKES
G • 5-8 • Jr.
Somerset, N.J.
Rutgers Prep HS
Points • 21.0
FG% • 44.3
Boards • 5.7
Assists • 4.7
Steals • 3.6
Ast/TO • 5.5



3 AUBREY GALVAN
G • 5-6 • So.
Deerfield, Ill.
Wilmette Loyola Academy
Points • 14.3
FG% • 48.1
3P FG% • 43.6
Assists • 6.9
Ast/TO • 3.0
Steals • 2.1



14 AIYANA MITCHELL
F • 6-5 • Sr.
Colorado Springs, Colo.
Fountain-Ft. Carson HS
Points • 8.4
FG% • 69.2
Boards • 5.6
Blocks • 0.7
Steals • 0.7
Assists • 0.7



33 MIA WOOLFOLK
F • 6-3 • Jr.
Midlothian, Va.
Georgia
Points • 20.1
FG% • 67.8
FT% • 74.2
Boards • 4.7
Assists • 0.7
Steals • 1.7

PRONUNCIATION

VERNELL ATAMAH
Ver-Nell • Uh-TOM-Uh

AALYAH DEL ROSARIO
Ah-Lee-Uh • Dell Row-Zar-E-O

AUBREY GALVAN
Gal-Vun

SANIYAH GLENN-BELLO
San-Eye-Uh

JHAI JOHNSON
Juh-Eye (Like Sky)

AIYANA MITCHELL
Eye-on-Uh

STHER UBAKA
St-URR • Ooo-BAH-kuh

MONIQUE WILLIAMS
Mo-NEEK

MIA WOOLFOLK
Me-Uh

ROSTER BREAKDOWN

CLASS

GRADUATE (1): Saniyah Glenn-Bello

SENIOR (3): Aalyah Del Rosario, Madison Greene, Aiyana Mitchell

JUNIOR (4): Vernell Atamah, Mikayla Blakes, Trinity Wilson, Mia Woolfolk

SOPHOMORE (2): Aubrey Galvan, Monique Williams

FRESHMAN (3): Jhai Johnson, Olivia Jones, Sther Ubaka

POSITION

CENTER (1): Aalyah Del Rosario

FORWARD (6): Jhai Johnson, Aiyana Mitchell, Sther Ubaka, Monique Williams, Trinity Wilson, Mia Woolfolk

GUARD (6): Vernell Atamah, Saniyah Glenn-Bello Mikayla Blakes, Aubrey Galvan, Madison Greene, Olivia Jones

HOME STATE/COUNTRY

NEW YORK (2): Saniyah Glenn-Bello, Olivia Jones

AUSTRALIA (1): Monique Williams

BRAZIL (1): Sther Ubaka

DOMINICAN REPUBLIC (1): Aalyah Del Rosario

CALIFORNIA (1): Jhai Johnson

COLORADO (1): Aiyana Mitchell

GEORGIA (1): Mia Woolfolk

ILLINOIS (1): Aubrey Galvan

MINNESOTA (1): Trinity Wilson

NEW JERSEY (1): Mikayla Blakes

OHIO (1): Madison Greene

TEXAS (1): Vernell Atamah



FRONT ROW (L-R): STHER UBAKA, MADISON GREENE, MIKAYLA BLAKES, AUBREY GALVAN, OLIVIA JONES, VERNELL ATAMAH
BACK ROW (L-R): SANIYAH GLENN-BELLO, JHAI JOHNSON, TRINITY WILSON, AALYAH DEL ROSARIO, AIYANA MITCHELL, MONIQUE WILLIAMS, MIA WOOLFOLK

2026-27 ROSTER

No.	Name	POS	HT	YR	EXP	Hometown (Previous School)
0	Olivia Jones	G	5-11	Fr.	HS	Bay Shore, N.Y. (Long Island Lutheran)
1	Mikayla Blakes	G	5-8	Jr.	2V	Somerset, N.J. (Rutgers Prep)
2	Saniyah Glenn-Bello	G	6-1	Gr.	TR	Staten Island, N.Y. (Harvard)
3	Aubrey Galvan	G	5-6	So.	1V	Deerfield, Ill. (Wilmette Loyola Academy)
4	Madison Greene	G	5-6	Sr.	3V	Columbus, Ohio (Pickerington Central HS)
5	Jhai Johnson	F	6-4	Fr.	HS	Oakland, Calif. (Oakland Tech)
7	Sther Ubaka	F	6-1	Fr.	HS	Sao Paulo, Brazil (DME Academy - Fla.)
11	Monique Williams	F	6-3	So.	1V	Perth, Australia (Willeton Senior HS)
14	Aiyana Mitchell	F	6-5	Sr.	3V	Colorado Springs, Colo. (Fountain-Fort Carson HS)
15	Vernell Atamah	G	6-0	Jr.	TR	Mesquite, Texas (Northwestern State)
30	Trinity Wilson	F	6-3	Jr.	2V	Lakeville, Minn. (Lakeville North HS)
32	Aalyah Del Rosario	C	6-6	Sr.	1V	Santo Domingo, D.R. (LSU)
33	Mia Woolfolk	F	6-3	Jr.	TR	Midlothian, Va. (Georgia)

COACHING STAFF

HEAD COACH: Shea Ralph • 6th Season • UConn, '01
ASSOCIATE HEAD COACH: Tom Garrick • 6th Season • Rhode Island, '88
ASSISTANT COACH/RECRUITING COORDINATOR: Ashley Earley • 6th Season • Vanderbilt, '05
ASSISTANT COACH/RECRUITING COORDINATOR: Kevin DeMille • 6th Season • UConn, '13
ASSISTANT COACH/AST. DIRECTOR OF OPERATIONS: Eric Mundinger • 5th Season• Memphis, '20
ASSISTANT COACH: Kaili McLaren • 2nd Season • UConn, '10

SEC STANDINGS (AS OF NOV. 23)

Team	Overall	SEC	Streak
9/7 LSU	7-0	0-0	W-7
14/14 Oklahoma	7-0	0-0	W-7
1/1 South Carolina	6-0	0-0	W-6
11/9 Kentucky	6-0	0-0	W-6
Mississippi State	6-0	0-0	W-6
Texas A&M	6-0	0-0	W-6
6/6 Texas	5-0	0-0	W-5
Arkansas	5-0	0-0	W-5
12/13 Vanderbilt	**6-1**	**0-0**	**W-2**
--/RV Tennessee	6-1	0-0	L-1
Georgia	6-1	0-0	W-1
21/23 Ole Miss	5-1	0-0	W-1
Auburn	5-1	0-0	W-2
Missouri	5-1	0-0	L-1
Alabama	6-2	0-0	L-1
Florida	4-2	0-0	W-1

POLLS

Associated Press Top 25
Week 3 - Nov. 23

1) South Carolina* (33)	14) Oklahoma*
2) Michigan	15) TCU
3) Louisville	16) Washington
4) Southern Cal	17) Minnesota
5) Duke	18) Maryland
6) Texas*	19) Ohio State
7) UConn	20) Illinois
8) Iowa*	21) Ole Miss*
9) LSU*	22) West Virginia
10) UCLA	23) Nebraska
11) Kentucky*	24) North Carolina
12) **VANDERBILT**	25) Baylor
13) Notre Dame*	*Vanderbilt Opponent

Received Votes: Oklahoma State, NC State, Virginia, Arizona State. Michigan State, Princeton, Colorado

WBCA/USA Today Coaches Top 25
Week 4 -Nov. 24

1) South Carolina* (32)	14) Oklahoma*
2) Michigan	15) TCU
3) Louisville	16) Minnesota
4) Southern Cal	17) Washington
5) Duke	18) Maryland
6) Texas*	19) West Virginia
7) LSU*	20) Ohio State
8) UConn	21) Illinois
9) Kentucky*	22) Nebraska
10) UCLA	23) Ole Miss
11) Iowa*	24) North Carolina
12) Notre Dame*	25) Oklahoma State
13) **VANDERBILT**	*Vanderbilt Opponent

Received Votes: Baylor, Michigan State, Tennessee*, Princeton, Virginia, NC State, Rice, Illinois State, Fairfield, Virginia Tech, Arizona

WOMEN'S BASKETBALL

TV/RADIO ROSTER



0 OLIVIA JONES
G // 5-11 // Fr.
Bay Shore, N.Y.
Long Island Lutheran HS



1 MIKAYLA BLAKES
G // 5-8 // Jr.
Somerset, N.J.
Rutgers Prep HS



2 SANIYAH GLENN-BELLO
G // 6-1 // Gr.
Staten Island, N.Y.
Harvard
Christ the King HS



3 AUBREY GALVAN
G // 5-6 // So.
Deerfield, Ill.
Wilmette Loyola Academy



4 MADISON GREENE
G // 5-6 // Sr.
Columbus, Ohio
Pickerington Central HS



5 JHAI JOHNSON
F // 6-4 // Fr.
Oakland, Calif.
Oakland Tech HS



7 STHER UBAKA
F // 6-1 // Fr.
Sao Paulo, Brazil
DME Academy (Fla.)



11 MONIQUE WILLIAMS
F // 6-3 // So.
Perth, Australia
Willeton Senior HS



14 AIYANA MITCHELL
F // 6-5 // Sr.
Colorado Springs, Colo.
Fountain-Fort Carson HS



15 VERNELL ATAMAH
G/F // 6-0 // Jr.
Mesquite, Texas
Northwestern State
John D. Horn HS



30 TRINITY WILSON
F // 6-3 // Jr.
Lakeville, Minn.
Lakeville North HS



32 AALYAH DEL ROSARIO
C // 6-6 // Sr.
Santo Domingo, D.R.
LSU
The Webb School (Tenn.)



33 MIA WOOLFOLK
F // 6-3 // Jr.
Midlothian, Va.
Georgia
Manchester HS

COACHING STAFF



SHEA RALPH
Head Coach
6th Season



TOM GARRICK
Associate Head Coach
6th Season



ASHLEY EARLEY
Assistant Coach
6th Season



KEVIN DeMILLE
Assistant Coach
6th Season



ERIC MUNDINGER
Assistant Coach
5th Season



KAILI McLAREN
Assistant Coach
2nd Season

VANDERBILT WBB QUICK FACTS

HOME ARENA: MEMORIAL GYMNASIUM (14,316)
2025-26 RECORD: 29-5 (.853)
2025-26 SEC RECORD: 13-3 (.813)
POSTSEASON: NCAA TOURNAMENT SWEET 16
LETTERWINNERS RETURNING/LOST: 7/6
STARTERS RETURNING/LOST: 2/3
NEWCOMERS: 6 (THREE FRESHMEN, TWO TRANSFERS, ONE GRADUATE)

THE UNIVERSITY

LOCATION: NASHVILLE, TENN.
AFFILIATION: NCAA DIVISION I
CONFERENCE: SOUTHEASTERN (SEC)
MASCOT: COMMODORES
COLORS: BLACK & GOLD
CHANCELLOR: DANIEL DIERMEIER
DIRECTOR OF ATHLETICS: CANDICE STOREY LEE
FACULTY ATHLETICS REP: TRACE WILGUS

VANDERBILT WBB STAFF

HEAD COACH: SHEA RALPH • 6TH SEASON
ASSOCIATE HEAD COACH: TOM GARRICK • 6TH SEASON
ASSISTANT COACH/RECRUITING COORD.: ASHLEY EARLEY • 6TH SEASON
ASSISTANT COACH/RECRUITING COORD.: KEVIN DEMILLE • 6TH SEASON
AST. COACH/AST. DIR. OF OPS: ERIC MUNDINGER • 5TH SEASON
ASSISTANT COACH: KAILI MCLAREN • 2ND SEASON
CHIEF OF STAFF/EXECUTIVE DIR. OF OPS: CHRIS BRANN • 6TH SEASON
DIR. OF INTERNAL OPS/ON-CAMPUS RECRUITING COORD.: KOKO NELSON • 6TH SEASON
DIRECTOR OF STRENGTH & CONDITIONING: JENA READY • 3RD SEASON
SENIOR ASSO. ATHLETIC TRAINER:
DIRECTOR OF CREATIVE CONTENT: LEAH DUSTERHOFT • 6TH SEASON
DIR. OF SPECIAL PROJECTS & ATHLETIC CULTURE: YVONNE HAWKINS • 3RD SEASON
DIRECTOR OF PLAYER DEVELOPMENT: JORDYN OLIVER • 2ND SEASON
VIDEO COORDINATOR: JT OREM • 3RD SEASON
DIRECTOR OF STUDENT SERVICES: BRITTNI LAGEORGE • 10TH SEASON
SPORTS INFORMATION DIRECTOR: CHRIS CASKEY • 4TH SEASON

PROGRAM HISTORY

ALL-TIME RECORD: 965-561 (.632)
ALL-TIME DIVISION I RECORD (SINCE 1981-82): 915-506 (.643)
ALL-TIME SEC RECORD: 286-284 (.502)
ALL-TIME SEC TOURNAMENT RECORD: 50-40 (.556)
SEC TOURNAMENT TITLES: 6 ('93, '95, '02, '04, '07, '09)
NCAA TOURNAMENT APPEARANCES: 30
NCAA TOURNAMENT RECORD: 42-30 (.583)
LAST NCAA TOURNAMENT APPEARANCE: 2026, Sweet 16
LAST POSTSEASON APPEARANCE: 2026 (NCAA, Sweet 16)

RECORD UNDER SHEA RALPH: 106-65 (.620)
SEC RECORD UNDER SHEA RALPH: 37-43 (.463)
SEC TOURNAMENT RECORD UNDER SHEA RALPH: 2-5 (.286)
NCAA TOURNAMENT RECORD UNDER SHEA RALPH: 3-3 (.500)
POSTSEASON RECORD UNDER SHEA RALPH: 5-4 (.556) - 3 NCAA, 1 WNIT

SOCIAL MEDIA

FACEBOOK: /VANDYWBB
INSTAGRAM: @VANDYWBB
TIKTOK: @VANDYWBB
X/TWITTER: @VANDYWBB
WEBSITE: VUCOMMODORES.COM

DORE NOTES

GAME COVERAGE

Wednesday's contest against Oregon State will stream live on Spiideo for a $5 fee. There will be no commentators for either game at the Scout Jacksonville Classic.

Fans can also listen to Andrew Selover call all the action locally on 94.9 The Fan and on the Vanderbilt Commodores app outside of Nashville.

50TH SEASON OF COMMODORES WOMEN'S BASKETBALL

The 2026-27 campaign makes the 50th season that Vanderbilt has sponsored varsity-level women's basketball. The Commodores' first varsity season came in 1977-78 and competed in the Association for Intercollegiate Athletics for Women (AIAW), the precursor to NCAA women's basketball.

Vanderbilt is 965-560 (.633) coming into Season 50. The Dores are 915-505 (.644) at the NCAA Division I level, which began in the 1981-82 season.

IMPRESSIVE DUO

Vanderbilt juniors Mikayla Blakes and Mia Woolfolk are the only pair of teammates in all of NCAA Division I to have an active double-digit scoring streak of 20-plus games.

Blakes has scored 10 or more points in 60 straight games, which is the longest active scoring streak in the SEC and third-longest in all of NCAA Division I.

Woolfolk has a 20-game double-digit scoring streak dating back to last season. She has scored 10 or more points in every game she has played for Vanderbilt.

BREAKING INTO THE TOP 10

Mikayla Blakes needs one 3-pointer to break into Vanderbilt's all-time 3-point field goals made list. She currently has 178 career 3-pointers, one shy of Michelle Palmisano's 179 career total that ranks No. 10 in school history.

MITCH MAKING THE MOST OF HER STARTS

Senior Aiyana Mitchell has scored double digits in all four of her career starts at Vanderbilt. This season, Mitchell has tallied 12 points and 10 points in back-to-back starts against North Alabama and Arizona. In her lone start last season, the 6-5 forward registered 12 points vs. Kentucky on Feb. 22, 2026. The Colorado Springs, Colorado, native registered 10 points in her first career start vs. Appalachian State on Dec. 1, 2024.

BARNSTORM COMES TO AN END

Wednesday marks Vanderbilt third game outside of Nashville over a four-game stretch. The excursion began on Nov. 15 in Sioux City, Iowa, where the Dores faced No. 10/13-ranked Iowa.

The Commodores briefly returned home for a Nov. 18 contest against North Alabama, where Vanderbilt posted an 80-44 victory. Vandy claimed a 93-62 win over Arizona on Monday in the first game of the Scout Jacksonville Classic.

MIKAYLA'S STREAK

Junior Mikayla Blakes has one of the more prolific active scoring streaks in all of NCAA Division I. The guard has scored 10-plus points in 60 straight games, which is the third-longest active streak among all active NCAA Division I players. It is the longest double-digit scoring streak by a Commodore this century (1999-00).

RECORD-SETTING OFFENSE

Vanderbilt registered 100 or more points in four straight games to start the 2026-27 season. It was the first time in school history that the Dores have scored 100-plus points in four consecutive contests.

The Commodores are just the seventh NCAA Division I team since 1999-00 to have four or more consecutive games scoring 100 or more points. Vandy's 93.3 points per game ranks 13th in the nation.

DORE NOTES

AMAZING MIA

Junior Mia Woolfolk has been one of the most efficient players in the nation to open the 2026-27 season. The 6-3 forward is the only player in NCAA Division I to rank in the top 20 nationally in both points scored and field goal percentage.

The Midlothian, Virginia, native ranks 11th in the nation in field goal percentage at 67.8 percent, while her 141 points scored are the 16th-most in the nation.

Woolfolk is currently on a 20-game double-digit scoring streak.

LENDING A HAND

The Commodores currently rank ninth in the nation in assists per game at 21.3. Vanderbilt has handed 20-plus assists in six of the seven games played this season.

Sophomore Aubrey Galvan ranks ninth nationally with 48 assists, while her 6.9 assists per game average is 12th-highest in NCAA Division I.

FACING RANKED FOES

Last season, Vandy posted seven wins over top-25 teams, going 7-4 overall. It was the most wins in a season against ranked teams for Vanderbilt since 2000-01, while it is the first time accomplishing the feat in the regular season since 1995-96.

Vanderbilt is 0-1 against ranked teams this season, dropping a 75-65 decision to No. 10/13 Iowa on Nov. 18 in Sioux City, Iowa.

GAME-BY-GAME STARTERS

Team	G	G	G	F	F	Result
Lipscomb	Galvan	Blakes	Jones	Atamah	Woolfolk	W-112-53
Queens	Galvan	Blakes	Jones	Atamah	Woolfolk	W-100-42
Morehead State	Galvan	Blakes	Jones	Atamah	Woolfolk	W-102-50
Western Kentucky	Galvan	Blakes	Jones	Atamah	Woolfolk	W-101-59
vs. Iowa	Galvan	Blakes	Jones	Atamah	Woolfolk	L-65-75
North Alabama	Galvan	Blakes	Jones	Woolfolk	Mitchell	W-80-44
vs. Arizona	Galvan	Blakes	Jones	Woolfolk	Mitchell	W-93-62

LINEUP RECORDS

Galvan-Blakes-Jones-Atamah-Woolfolk • 4-0
Galvan-Blakes-Jones-Woolfolk-Mitchell • 2-0

STAT SUPERLATIVES

MOST GAMES PLAYED
117 • Saniyah Glenn-Bello*

MOST GAMES PLAYED AT VANDERBILT
89 • Aiyana Mitchell

MOST GAMES STARTED
95 • Saniyah Glenn-Bello*

MOST GAMES STARTED AT VANDERBILT
73 • Mikayla Blakes

CONSECUTIVE GAMES PLAYED
75 • AIYANA MITCHELL

CONSECUTIVE GAMES STARTED
45 • MIKAYLA BLAKES

GAMES W/ DOUBLE-DIGIT POINTS

	2026-27	CAREER
Mikayla Blakes	7	72
Mia Woolfolk*	7	45
Aubrey Galvan	6	29
Aiyana Mitchell	5	15
Madison Greene	2	15
Vernell Atamah*	1	55
Jhai Johnson	1	1
Olivia Jones	1	1
Saniyah Glenn-Bello*	--	32
Aalyah Del Rosario*	--	4

20-PLUS POINT GAMES

	2026-27	CAREER
Mikayla Blakes	5	54
Mia Woolfolk*	3	9
Vernell Atamah*	--	21
Aubrey Galvan	--	5
Saniyah Glenn-Bello*	--	1
Madison Greene	--	1
Aalyah Del Rosario*	--	1

30-PLUS POINT GAMES

	2026-27	CAREER
Mikayla Blakes	--	18
Vernell Atamah*	--	2
Aubrey Galvan	--	1

40-PLUS POINT GAMES

	2026-27	CAREER
Mikayla Blakes	--	2

50-PLUS POINT GAMES

	2026-27	CAREER
Mikayla Blakes	--	2

GAMES W/ DOUBLE-DIGIT REBOUNDS

	2026-27	CAREER
Aiyana Mitchell	1	4
Vernell Atamah*	--	13
Mia Woolfolk*	--	4
Mikayla Blakes	--	2
Saniyah Glenn-Bello*	--	2
Aalyah Del Rosario*	--	2

DOUBLE-DOUBLES

	2026-27	CAREER
Aubrey Galvan	2	4
Vernell Atamah*	--	13
Mia Woolfolk*	--	4
Mikayla Blakes	--	1
Saniyah Glenn-Bello*	--	1
Aiyana Mitchell	--	1
Aalyah Del Rosario*	--	1

CURRENT DOUBLE-DIGIT SCORING STREAK
60 • Mikayla Blakes

CONSECUTIVE GAMES W/ MADE 3-POINTER
2 • Olivia Jones

CONSECUTIVE GAMES W/ AN ASSIST
41 • Aubrey Galvan

CONSECUTIVE GAMES W/ A STEAL
22 • Aubrey Galvan

CONSECUTIVE GAMES W/ A BLOCK
-- • --

* PLAYED AT ANOTHER SCHOOL

PLAYER QUICK NOTES



0 • OLIVIA JONES

G • 5-11 • Fr. • Bay Shore, N.Y. (Long Island Lutheran HS)
Undeclared

	GP-GS	MIN/G	FG%	3FG%	FT%	R/G	A/G	STL	BLK	PTS/G
26-27	7-7	25.8	.396	.278	.706	3.1	1.3	2.3	0.1	7.9
CAREER	7-7	25.8	.396	.278	.706	3.1	1.3	2.3	0.1	7.9

- Consensus 5-star recruit in the 2026 class
- Ranked No. 14th by ESPN and No. 16 by On3, 24/7 Sports and Prep Girls Hoops
- Played in the 2026 McDonald's All-American game
- The second-highest ranked signee for Ralph at Vanderbilt
- Two-time gold medalist, helping USA Basketball win the 2026 FIBA U17 Women's World Cup and the 2025 FIBA U16 Women's AmeriCup

TOP GAMES

'26-27 SEASON		CAREER	
PTS	15 • Queens (11/4/26)	PTS	15 • Queens (11/4/26)
REB	5 • Morehead State (11/9/26)	REB	5 • Morehead State (11/9/26)
AST	5 • WKU (11/11/26)	AST	5 • WKU (11/11/26)



1 • MIKAYLA BLAKES

G • 5-8 • Jr. • Somerset, N.J. (Rutgers Prep HS)
Medicine, Health & Society

	GP-GS	MIN/G	FG%	3FG%	FT%	R/G	A/G	STL	BLK	PTS/G
26-27	7-7	30.2	.443	.214	.923	5.7	4.7	3.8	0.6	21.0
CAREER	74-73	33.2	.455	.340	.876	3.9	3.9	2.7	0.3	24.8

- 14-time All-American
- 6th on the Vanderbilt all-time scoring list with 1,834 pts
- Finalist for the Wade Trophy, Wooden Award, Naismith Trophy and Honda Award ('26)
- Her 60-game streak with 10-plus points is the third-longest active in NCAA Division I
- 25-26-SEC Player of the Year (Coaches, USA Today)
- 25-26 NCAA Division I Scoring Champion (27.0 ppg)
- Anne Meyers Drysdale SG of the Year ('26)
- NCAA freshman single-game scoring record (55 pts)
- NCAA Soph. scoring record (918 points in 25-26)

TOP GAMES

'26-27 SEASON		CAREER	
PTS	27 • Lipscomb (11/2/26)	PTS	55 • at Auburn (02/16/25)
REB	9 • Lipscomb (11/2/26)	REB	10 • 2x, Last: Illinois (3/23/26)
AST	8 • vs. Arizona (11/23/26)	AST	9 • Illinois (3/23/26)



2 • SANIYAH GLENN-BELLO

G • 6-1 • Gr. • Staten Island, N.Y. (Harvard)
Master of Legal Studies • (San-Eye-UH)

	GP-GS	MIN/G	FG%	3FG%	FT%	R/G	A/G	STL	BLK	PTS/G
26-27	6-0	7.9	.250	.000	.500	0.8	1.2	0.7	0.2	1.0
CAREER	118-94	25.1	.379	.324	.726	3.8	1.5	1.1	0.7	6.6

- 112 games w/ 94 starts in 4 seasons at Harvard and has one year of eligibility with the Dores
- Part of three 20-wins seasons at Harvard and won 80 games in total with the Crimson
- Averaged career-high 11.1 ppg, shot 36.4 percent and 31.7 percent from 3-point range in 25-26
- Led Harvard in blocks (37) and ranked second in steals (48) and third in assists (61) in 25-26
- 2025 NCAA Tournament participant

TOP GAMES

'26-27 SEASON		CAREER	
PTS	3 • North Alabama (11/18/26)	PTS	20 • Delaware (12/29/25)
REB	2 • Queens (11/4/26)	REB	10 • 2x, Last: vs. Alabama (11/24/25)
AST	2 • Queens (11/4/26)	AST	9 • Stony Brook (12/5/25)



3 • AUBREY GALVAN

G • 5-6 • So. • Deerfield, Ill. (Wilmette Loyola Academy)
Human & Organizational Development • (Gal-Vun)

	GP-GS	MIN/G	FG%	3FG%	FT%	R/G	A/G	STL	BLK	PTS/G
26-27	7-7	29.8	.481	.436	.714	2.3	6.9	2.1	0.3	14.3
CAREER	41-40	33.6	.432	.348	.778	3.2	5.9	2.5	0.1	13.6

- Naismith Trophy Preseason Watch List ('27)
- Preseason All-SEC first team ('27)
- NCAA Tournament All-Fort Worth Region I ('26)
- 2025-26 SEC Freshman of the Year ('26)
- 2025-26 All-SEC Freshman Team ('26)
- Tied Vanderbilt freshman assists record with 193
- Works out with WNBA All-Star Jewell Loyd
- Vanderbilt frosh steals record holder (89)
- Style of play has been compared to former NBA phenomenon Jason Williams

TOP GAMES

'26-27 SEASON		CAREER	
PTS	19 • WKU (11/11/26)	PTS	30 • Oklahoma (02/09/26)
REB	4 • Lipscomb (11/2/26)	REB	9 • vs. California (11/3/25)
AST	11 • Lipscomb (11/2/26)	AST	15 • Tennessee State (11/23/25)



4 • MADISON GREENE

G • 5-6 • Sr. • Columbus, Ohio (Pickerington Central HS)
Medicine, Health & Society

	GP-GS	MIN/G	FG%	3FG%	FT%	R/G	A/G	STL	BLK	PTS/G
26-27	7-0	19.9	.417	.364	.667	1.7	1.4	1.6	0.1	5.7
CAREER	51-4	20.2	.428	.355	.806	1.9	1.3	1.3	0.0	6.7

- Returns this season after missing 25-26 due to injury
- Scored a career-high 25 pts at Dayton on 12/19/24
- Led the team in points off the bench at 7.3 ppg in '24-25
- First Dore since 2017-18 to score 25-plus pts off the bench
- Double-digit pts off the bench in 8 games in '24-25

TOP GAMES

'26-27 SEASON		CAREER	
PTS	19 • Lipscomb (11/2/26)	PTS	25 • at Dayton (12/19/24)
REB	4 • vs. Arizona (11/23/26)	REB	6 • Alabama A&M (12/29/24)
AST	3 • Queens (11/4/26)	AST	6 • Samford (11/22/24)



5 • JHAI JOHNSON

F • 6-4 • Fr. • Oakland, Calif. (Oakland Tech HS)
Undeclared • (Juh-EYE)

	GP-GS	MIN/G	FG%	3FG%	FT%	R/G	A/G	STL	BLK	PTS/G
26-27	7-0	17.6	.522	.000	.684	6.0	1.1	1.1	1.8	5.3
CAREER	7-0	17.6	.522	.000	.684	6.0	1.1	1.1	1.8	5.3

- Top-100 recruit in the class of 2026 by every major women's basketball recruiting outlet
- Multi-sport student-athlete, was also a standout in flag football and volleyball
- Jordan Brand All-American ('26)
- East Bay Player of the Year by the San Francisco Chronicle ('26)

TOP GAMES

'26-27 SEASON		CAREER	
PTS	10 • North Alabama (11/18/26)	PTS	10 • North Alabama (11/18/26)
REB	9 • Morehead State (11/9/26)	REB	9 • Morehead State (11/9/26)
AST	4 • WKU (11/11/26)	AST	4 • WKU (11/11/26)



7 • STHER UBAKA

F • 6-1 • Fr. • Sao Paulo, Brazil (DME Academy - Fla.)
Undeclared • (ST-UR, Ooo-BAH-kuh)

	GP-GS	MIN/G	FG%	3FG%	FT%	R/G	A/G	STL	BLK	PTS/G
26-27	5-0	3.5	.857	.000	.000	0.8	0.0	0.2	0.0	2.4
CAREER	5-0	3.5	.857	.000	.000	0.8	0.0	0.2	0.0	2.4

- 3-star recruit out of DME Academy in Daytona, Fla.
- Born and raised Sao Paulo, Brazil, and has spent the last three years United States
- First player in program history from Brazil
- Member of Brazil's national program and has played in six events since 2022
- Represented her home country at the 2025 FIBA U19 Women's World Cup in Czechia

TOP GAMES

'26-27 SEASON		CAREER	
PTS	4 • WKU (11/11/26)	PTS	4 • WKU (11/11/26)
REB	2 • Queens (11/4/26)	REB	2 • Queens (11/4/26)
AST	-- • --	AST	-- • --



11 • MONIQUE WILLIAMS

F • 6-3 • So. • Perth, Australia (Willeton Senior HS)
Political Science • (Moh-NEEK)

	GP-GS	MIN/G	FG%	3FG%	FT%	R/G	A/G	STL	BLK	PTS/G
26-27	5-0	4.9	.800	1.000	1.000	1.8	0.2	0.0	0.2	2.2
CAREER	19-0	4.1	.533	.667	.500	0.7	0.1	0.0	0.1	1.2

- Appeared in 19 career games, all off the bench
- Enrolled into Vandy after 2024 Fall semester and began her collegiate in 2025-26
- Scored a career-high 5 pts twice, vs. Morehead State (11/9/26) and Texas Southern (12/19/25)
- Second player from Australia in program history
- Helped her home country win gold at the FIBA U18 Women's Asia

TOP GAMES

'26-27 SEASON		CAREER	
PTS	5 • Morehead State (11/9/26)	PTS	5 • 2x, Last: Morehead St. (11/9/26)
REB	4 • Queens (11/4/26)	REB	4 • Queens (11/4/26)
AST	1 • WKU (11/11/26)	AST	1 • 2x, Last: WKU (11/11/26)



14 • AIYANA MITCHELL

F • 6-5 • Sr. • Colorado Springs, Colo. (Fountian-Ft. Carson HS)
Medicine, Health & Society • (EYE-On-Uh)

	GP-GS	MIN/G	FG%	3FG%	FT%	R/G	A/G	STL	BLK	PTS/G
26-27	7-2	16.6	.692	.000	.625	5.6	0.7	0.7	0.7	8.4
CAREER	89-4	12.2	.594	.000	.605	3.4	0.5	0.6	0.7	4.4

- Appeared in 75-straight games at Vanderbilt
- Averaging a career-best 8.4 ppg and 5.6 rpg
- Collected two career double-doubles off the bench, vs. Evansville (12/14/24) and Morehead St. (11/9/26)
- Scored double-digits in five of her last seven games
- Leads Vandy in career games played at 89

TOP GAMES

'26-27 SEASON		CAREER	
PTS	15 • Morehead State (11/9/26)	PTS	16 • Stonehill (12/28/25)
REB	10 • Morehead State (11/9/26)	REB	10 • 4x, Last: Morehead St. (3/27/26)
AST	2 • 2x, Last: vs. Arizona (11/23/26)	AST	5 • at South Carolina (01/25/26)

PLAYER QUICK NOTES



15 • VERNELL ATAMAH

G • 6-0 • Jr. • Mesquite, Texas (Northwestern State)
Medicine, Health & Society • (VER-NELL • Uh-TOM-Uh)

	GP-GS	MIN/G	FG%	3FG%	FT%	R/G	A/G	STL	BLK	PTS/G
26-27	7-5	19.4	.333	.261	.800	2.9	2.0	1.9	0.1	4.6
CAREER	71-69	30.5	.406	.349	.760	6.4	1.4	1.2	0.5	15.4

- Transferred to Vanderbilt after two seasons at Northwestern State (2024-26)
- Southland Conference Player of the Year and All-Southland first team ('26)
- Southland Conference Freshman of the Year ('25)
- Scored double-digit points in 55 games and 20-plus points in 21 games
- Collected 13 career double-doubles

TOP GAMES

'26-27 SEASON		CAREER	
PTS	10 • WKU (11/11/26)	PTS	33 • Incarnate Word (2/19/26)
REB	6 • North Alabama (11/18/26)	REB	17 • Southeastern La. (02/14/26)
AST	3 • 2x Last: Queens (11/4/26)	AST	5 • 2x, Last: McNeese (2/12/26)



30 • TRINITY WILSON

F • 6-3 • Jr. • Lakeville, Minn. (Lakeville North HS)
Human & Organizational Development

	GP-GS	MIN/G	FG%	3FG%	FT%	R/G	A/G	STL	BLK	PTS/G
26-27	5-0	9.1	.500	.000	.500	1.4	1.8	0.6	0.2	2.6
CAREER	29-0	4.8	.432	.000	.526	1.1	0.8	0.2	0.1	1.4

- Played in 29 career games, all off the bench
- Ranked the fifth-best player in Minnesota according to PrepGirlsHoops.com
- Fourth player from Minnesota in program history and first since 2016-17
- Mother Brenda Marquis played at UConn and was a member of the 1995 undefeated NCAA championship team

TOP GAMES

'26-27 SEASON		CAREER	
PTS	6 • WKU (11/11/26)	PTS	6 • 2x, Last: WKU (11/11/26)
REB	3 • North Alabama (11/18/26)	REB	5 • 2x, Last: Austin Peay (11/8/24)
AST	3 • Lipscomb (11/2/26)	AST	3 • Lipscomb (11/2/26)



32 • AALYAH DEL ROSARIO

C • 6-6 • Sr. • Santo Domingo, D.R. (LSU)
Medicine, Health, & Society • (Ah-LEE-UH)

	GP-GS	MIN/G	FG%	3FG%	FT%	R/G	A/G	STL	BLK	PTS/G
26-27	0-0	0.0	--	--	--	0.0	0.0	0.0	0.0	0.0
CAREER	86-1	8.3	.503	.000	.543	2.5	0.3	0.3	0.6	3.0

- Appeared in 21 games at Vanderbilt
- Transfered to Vanderbilt after two seasons at LSU
- Tallest player in the Shea Ralph era
- Born in Texas, moved to the Dominican Republic at a young age, then moved to the Bronx, N.Y., at the age of 12
- First player from Dominican Republic in program history

TOP GAMES

'26-27 SEASON		CAREER	
PTS	-- • --	PTS	27 • McNeese St. (12/12/23)
REB	-- • --	REB	10 (2x) • Last: Coppin St. (12/20/23)
AST	-- • --	AST	3 • Stonehill (12/28/25)



33 • MIA WOOLFOLK

F • 6-3 • Jr. • Midlothian, Va. (Georgia)
Culture, Advocacy, & Leadership • (ME-UH)

	GP-GS	MIN/G	FG%	3FG%	FT%	R/G	A/G	STL	BLK	PTS/G
26-27	7-7	21.4	.678	.000	.742	4.7	0.7	1.7	0.1	20.1
CAREER	60-47	22.3	.584	.000	.701	5.2	0.6	1.3	0.4	13.5

- Transferred to Vanderbilt after two seasons at Georgia (2024-26)
- Holds a career field goal percentage of 58.4%
- One of 12 players in NCAA Division I to shoot 60% or better from the field in '25-26
- On a 20-game double-digit scoring streak
- All-SEC freshman team ('24)
- Four career double-doubles

TOP GAMES

'26-27 SEASON		CAREER	
PTS	27 • WKU (11/11/26)	PTS	29 • Oklahoma (2/19/26)
REB	6 • 2x, Last: vs. Arizona (11/23/26)	REB	13 • 2x, Last: at Kentucky (1/24/26)
AST	2 • North Alabama (11/23/26)	AST	3 • 2x, Last: Auburn (2/23/26)



HC • SHEA RALPH

Sixth Season • UConn '01
2025-26 Unanimous National Coach of the Year • 2025-26 SEC Coach of the Year
7-Time NCAA National Champion • 2000 NCAA Final Four MOP

- 108-65 overall record through six seasons at Vanderbilt
- 81-26 over the last four seasons, including 30 wins in SEC play
- Led the Commodores to each of the last three NCAA Tournaments, marking the first time Vanderbilt has earned consecutive March Madness bids since going to 15-straight from 1999-2014
- Guided Vanderbilt to its first NCAA Tournament bid since the Sweet 16 since the 2008-09 campaign
- Led the Commodores to their most SEC wins in the regular season and finished tied for second in 2025-26
- First Vanderbilt women's coach to be named a unanimous National Coach of the Year ('26)
- First Vanderbilt head coach to be named SEC Women's Basketball Coach of the Year ('26)
- Seven players have earned All-SEC honors under Ralph
- A part of seven national championships at UConn as either a player (1x) or assistant coach (6x)

RALPH COACHING CAREER AT VANDERBILT

SEASON	OVERALL	SEC	SEC FINISH	POSTSEASON
2021-22	16-19	4-12	T-12th	WNIT, Sweet 16
2022-23	12-19	3-13	12th	--
2023-24	23-10	9-7	6th	NCAA, 1st Rd
2024-25	22-11	8-8	T-8th	NCAA, 1st Rd
2025-26	29-5	13-3	T-2nd	NCAA, Sweet 16
2026-27	6-1	0-0	--	--
TOTAL	**108-65**	**37-43**		**3 NCAA, 1 WNIT**

DORE NOTES

DOUBLE DORES

Senior Aiyana Mitchell (15 points, 10 rebounds) and sophomore Aubrey Galvan (18 points, 10 assists) each posted a double-double in Monday's win over Morehead State. It marked the first time this season a pair of Commodores have posted a double-double in the same contest.

It is also the first time Vandy has had two players accomplish the feat in the same contest since March 21, 2026, when Sacha Washington and Ndjakalenga Mwenentanda had a double-double against High Point in the first round of the 2026 NCAA Tournament.

PASSING AROUND DOUBLE-DOUBLES

Aubrey Galvan point guard is just one of five players in all of NCAA Division I to have two double-doubles this season via points and assists.

The Deerfield, Illinois, native opened her sophomore season with a 16-point, 11-assist performance vs. Lipscomb on Nov. 2, she recently had an 18-point, 10-assist outing against Morehead State on Nov. 9

TOTAL TEAM EFFORT

Vanderbilt has had all 12 Commodores who played score at least one point in two of their first four games to begin the 2026-27 campaign.

The Dores have had four or more players score 10-plus points in all seven games to open the season.

HIGH-OCTANE

Through five games, Vanderbilt ranks 10th in the nation in scoring at 93.3 points per game. The Commodores scored 100-plus points in four consecutive games to open the 2026-27, a program first.

DORE NOTES

BLAKES CLIMBING UP VANDY'S ALL-TIME SCORING LIST

Mikayla Blakes is ranked No. 6 on Vanderbilt's all-time scoring list with 1,834 career points.

Blakes needs 34 points to pass Zuzi Klimesova (1,867 points; 1999-02) for fifth on the school's all-time scoring list and 42 points to move into fourth, currently held by Jackie Cowan (1,875 points; 1983-86).

HIGH EFFICIENCY

Vanderbilt ranks 11th nationally in field goal percentage at 51.0 perent, a mark that also ranks second in the SEC.

Vandy shot 62.5 percent field goal percentage in the season-opening win, which was the second-highest any team in the nation shot on opening day of the 2026-27 season.

BATMAN AND ROBIN BACK FOR MORE

The Nation's Best Backcourt is on full display to open the 2026-27 season opener. Junior Mikayla Blakes and Aubrey Galvan have combined to average 41.1 points and 11.6 assists per game through seven contests.

Together, the guards are shooting a combined a 45.9 percent field goal percentage (90-of-196), while Blakes and Galvan are averaging 5.7 steals per game this season.

Both Blakes and Galvan were named to the Jersey Mike's Naismith Trophy Preseason Watch List and the Wooden Award Preseason Top 50 Preseason Watch List.

ROAD WARRIORS

The Commodores were 11-5 in road and neutral site games last season.

Vanderbilt is 15-10 in SEC road games since the start of the 2023-24 season. Vandy won a program record six road games in 2023-24. Overall, Vanderbilt is 22-10 in true road games over the last four seasons.

HOME COOKING

The Commodores have won 24-consecutive games at Memorial Gym dating back to the 2024-25, which is the longest home winning streak for Vanderbilt this century.

Vandy is coming off its first undefeated season at Memorial Gym, as the Dores went a perfect 18-0 in 2025-26. The Dores are 68-21 are home under head coach Shea Ralph, and 43-9 since the start of 2023-24.

NONCONFERENCE DOMINATION

The Commodores are 69-21 against nonconference foes in the Ralph era. Vanderbilt has won 49-6 against non-SEC teams over the last four seasons.

TAKING CARE OF BUSINESS AT HOME AGAINST NONCONFERENCE

The Dores have won 34-straight nonconference home games dating back to the 2022-23 season.

Vanderbilt is 47-3 inside Memorial Gym against non-league teams under head coach Shea Ralph. Overall, Vandy is 70-21 at home under Ralph's direction.

DOUBLE-DOUBLE OPENER

Sophomore Aubrey Galvan collected her third career double-double to open the 2026-27 campaign, as she had 16 points and 11 assists. Her 11 assists were tied for the most by an NCAA Division I player on Opening Day of the 2026-27 season, while she was one of six players to have 10-plus assists nationwide.

WELCOME BACK MADI

Senior Madison Greene played in her first game for the Commodores in 591 days on Monday after she missed the 2025-26 season due to injury. The Columbus, Ohio, native showed no signs of rust, as Greene scored a team-high 19 points off the bench and hit a team-best five 3-pointers. It was the 13th time that Greene has registered double-digit points in a reserve role.

TALL DORES

Vanderbilt has eight players who are 6-1 or taller on its 2026-27 season, with the tallest player being 6-6 center Aalyah Del Rosario. Del Rosario is the tallest Commodore of the Shea Ralph era and the tallest Dore on the roster since 6-6 Emily Bowman the 2020-21.

TV READY

Vanderbilt has 16 nationally televised games during the 2026-27. It is the most televised games for the Dores head head coach Shea Ralph.

Vandy will play on ABC in the regular season for the first time in program history. The Commodores road contests at LSU (Jan. 3) and Texas (Jan.15) airs live on ABC at noon CT.

The Dores plays on ESPN, ESPN2, or ESPNU a total of seven times and will have six games on SEC Network in 2026-27.

READY TO REPEAT

Mikayla Blakes was selected as the preseason SEC Player of the Year by the league's coaches and media, along with USA Today. A season ago, the 5-8 guard became the second Commodore to win SEC Player of the Year honors after becoming the first SEC player this century to average over 30 points per game in league play.

PRESEASON SEC HONORS

Mikayla Blakes, Aubrey Galvan and Mia Woolfolk earned preseason All-SEC honors. Blakes, one of five unanimous selections to the preseason All-SEC first team, picked up her third SEC Preseason Player of the Year honor ahead of the 2026-27 campaign. The Somerset, New Jersey, native also earned the distinction from the SEC media and USA TODAY Sports on Oct. 12.

Galvan joined Blakes on the preseason All-SEC first team, while Woolfolk was voted to the preseason All-SEC second team.

The Commodores were one of three schools with multiple players on the preseason first-team all-conference honors. Vandy's three total preseason All-SEC selections were second-most in the league, trailing only South Carolina's five.

ENCORE PRESENTATION FOR SHOOTING GUARD OF THE YEAR

Mikayla Blakes will seek to successfully defend her title as the nation's top shooting guard, as on Tuesday the 14-time All-American was named to the preseason watch list for the Ann Meyers Drysdale Award, part of the Naismith Basketball Hall of Fame's Starting 5.

Blakes highlights the 20-player preseason watch list for the nation's top honor for shooting guards. The Somerset, New Jersey, native was the 2025-26 Ann Meyers Drysdale Award recipient after she led the nation in scoring at 27.0 points per game and collected an NCAA Division I-best 13 games with 30 points or more. The guard became Vanderbilt's first Naismith Starting 5 award winner in program history. Blakes will look to become the second two-time winner of the Ann Meyers Drysdale Award, which dates back to the 2017-18 season.

DORE NOTES

DEL ROSARIO NAMED TO THE LISA LELISE AWARD WATCH LIST

Ssenior Aalyah Del Rosario was named to the Lisa Leslie Center of the Year Award preseason watch list, part of the Naismith Basketball Hall of Fame's Starting 5 awards. The 6-6 center was named to the preseason watch list for the center of the year for the second consecutive season.

HIGH EXPECTATIONS

The Commodores are ranked No. 8 in The Associated Press Top 25 and No. 9 in the USA TODAY/Women's Basketball Coaches Association Preseason Poll.

Vanderbilt enters the 2026-27 campaign with a top-10 ranking in both major women's basketball polls for the first time since 2001-02, opening at No. 3 that season. It is also the first time since 2002-03 that the Dores have held a top-10 preseason ranking in either poll, as they were No. 9 in the USA TODAY Sports/WBCA Coaches Poll to begin that season.

The 2026-27 preseason rankings extend Vanderbilt's streak of consecutive appearances in the AP Top 25 and the USA TODAY/WBCA Coaches Poll to 22 polls, after the Commodores were featured in the top 25 in every poll last season. It is the longest stretch for Vandy since appearing in 34 straight polls from Feb. 11, 2008, to Jan. 4, 2019.

Vandy ended the 2025-26 season ranked No. 10 in the AP Top 25 and No. 8 in the USA TODAY/WBCA Coaches Poll after a 29-5 campaign in which the Commodores advanced to the Sweet 16 for the first time since 2008-09. It marked the first time since 2001-02 that Vanderbilt ended a season as a consensus top-10 team.

NATION'S BEST BACKCOURT RETURNS FOR ACT 2

Last season, Vanderbilt's guard combo of Mikayla Blakes and Aubrey Galvan took the nation by storm to help the Commodores reach the Sweet 16 for the first time in 17 years.

The duo were named to the 2026-27 Jersey Mike's Naismith Trophy Women's College Player of the Year Watch List, making Vanderbilt one of nine schools to have multiple players named to the 50-person list.

For Blakes, it is her second time being named to the Jersey Mike's Naismith Trophy Women's College Player of the Year Watch List, as she was a finalist last season. It is Galvan's first selection to any preseason player of the year watch list of her career by any publication.

Blakes, the reigning SEC Player of the Year, had a record-setting sophomore campaign in 2025-26, as she set the SEC single-season scoring record with 918 points. Her 918 points in 2025-26 also set the NCAA sophomore scoring record. She was named Anne Meyers Drysdale Shooting Guard of the Year after she averaged 30.5 points per game in SEC contests. She scored 30 or more points in 12 league games, making her the first SEC player this century to accomplish the feat.

Galvan, the reigning SEC Freshman of the Year, led all NCAA freshmen in assists (193) and assists per game (5.7). She was the only freshman to score 30 points in an SEC game with a career-high 30-point performance vs. Oklahoma. She averaged 13.5 points, 5.7 assists, 3.4 rebounds and 2.6 steals per game. Galvan ended her rookie campaign by being selected to the NCAA Fort Worth Region 1 All-Tournament team.

WELCOME FRESHMEN

Ralph has brought in the highest-rated freshman class of her tenure at Vanderbilt. The incoming freshmen Jhai Johnson, Olivia Jones and Sther Ubaka were ranked No. 11 by ESPN and No. 16 by 247 Sports.

Jones, out of Long Island Lutheran in New York, is consensus 5-star recruit in the 2026 class, as every major recruiting outlet has her ranked inside the top 20 nationally. The guard is the second-highest rated signee Ralph has landed at Vanderbilt and the fifth 5-star recruit to sign at Vandy under the sixth-year head coach.

Johnson, a 6-4 forward out of Oakland Tech in Oakland, California, is a 4-star recruit and a consensus top-100 recruit in the class of 2026 by every major women's basketball recruiting outlet. Scored 1,487 career points, pulled down 984 rebounds, and blocked 192 shots at the high school level. She also collected 47 double-doubles and one triple-double.

Ubaka, a 6-1 forward out of Sao Paulo, Brazil. She has been in the United States for the last two seasons, where she played at the DME Academy in Daytona, Florida. Member of Brazil's national program and played in six events since 2022. She is the first Brazilian-born player in program history.

IMPACT TRANSFERS

The reigning consensus National Coach of the Year also brought in three high-impact NCAA Division I transfers, Vernell Atamah from Northwestern State, Mia Woolfolk from Georgia and Saniyah Glenn-Bello from Harvard.

Atamah is the reigning Southland Conference Player of the Year. In 2025-26, the 6-0 guard led the Southland in scoring at 19.2 points per game, ranked 29th nationally in scoring. She also ranked 11th nationally in 3-pointers made per game at 2.9, while her 93 made 3-point field goals were 17th-most in all of NCAA Division I last season.

Woolfolk was a starter at Georgia over the last two seasons. She earned All-SEC freshman team honors in 2024-25 and was recently named a preseason All-SEC second team selection by the league's coaches.

Glenn-Bello comes to Music City after a four-year career at Harvard. The 6-1 defensive stalwart had her best season of her career last season, as she averaged 11.1 points. She led the team in blocks (37) and ranked second in steals (48) and third in assists (61).

30-FOR-30-FOR-30-FOR-30-FOR-30

Last season Mikayla Blakes had five-straight 30-point performances against ranked teams from Feb. 5 to Feb. 26, 2026. The Vanderbilt guard is only the second NCAA Division I player this century to have five-straight 30-point games against ranked teams in the same season, joining Iowa's Megan Gustafson (6; 2018-19).

MIKAYLA'S RECORD-SETTING 1,000 POINTS

Mikayla Blakes became the fastest Vanderbilt and SEC women's basketball player in the NCAA era to score 1,000 career points with a 28-point outing against Virginia on Dec. 3. Blakes accomplished the feat in 42 games, breaking the previous school record of 57 games held by Chantelle Anderson.

The Vanderbilt All-American is the ninth NCAA women's basketball player to score 1,000 career points in 42 games or fewer since the 1981-82 season. Overall, Blakes is the 13th women's college basketball player to reach the 1,000-point plateau in 42 games or less.

SEC WEEKLY AWARDS

SEC PLAYER OF THE WEEK

Week 1: Kiyomi McMiller, Florida
Ajsa Sivka, Kentucky
Week 2: Tessa Johnson, South Carolina
Sahara Williams, Oklahoma

SEC FRESHMAN OF THE WEEK

Week 1: LeeLee Bell, Oklahoma
Week 2: Emily McDonald, Kentucky

WOMEN'S BASKETBALL

SEC PRESEASON POLLS

2026-27 PRESEASON SEC WOMEN'S BASKETBALL COACHES POLL

1) South Carolina
2) Texas
T3) *Vanderbilt*
T3) LSU
5) Kentucky
6) Oklahoma
7) Ole Miss
8) Tennessee
9) Mississippi State
10) Texas A&M
11) Florida
12) Missouri
T13) Alabama
T13) Georgia
15) Auburn
16) Arkansas

SEC PRESEASON PLAYER OF THE YEAR - COACHES

Mikayla Blakes, Vanderbilt

ALL-SEC FIRST TEAM - COACHES

Mikayla Blakes, Vanderbilt - Unanimous
Madison Booker, Texas
Aaliyah Chavez, Oklahoma
Talaysia Cooper, Ole Miss
Joyce Edwards, South Carolina - Unanimous
Aubrey Galvan, Vanderbilt
MiLaysia Fulwiley, LSU
Clara Strack, Kentucky - Unanimous
Tessa Johnson, South Carolina
Mikaylah Williams, LSU - Unanimous

ALL-SEC SECOND TEAM - COACHES

Breya Cunningham, Texas
Madison Francis, Mississippi State
Chloe Kitts, South Carolina
Jordan Lee, South Carolina
Kiyomi McMiller, Florida
Me'Arah O'Neal, Kentucky
Jada Richardson; Ole Miss
Grace Slaughter, Missouri
Ashlyn Watkins, South Carolina
Sahara Williams, Oklahoma
Mia Woolfolk, Vanderbilt

2026-27 PRESEASON SEC WOMEN'S BASKETBALL MEDIA POLL

1) South Carolina
2) Texas
3) LSU
4) *Vanderbilt*
5) Kentucky
6) Oklahoma
7) Ole Miss
8) Tennessee
9) Mississippi State
10) Alabama
11) Texas A&M
12) Florida
13) Georiga
14) Missouri
15) Auburn
16) Arkansas

SEC PRESEASON PLAYER OF THE YEAR - MEDIA

Mikayla Blakes, Vanderbilt

ALL-SEC FIRST TEAM - MEDIA

Mikayla Blakes, Vanderbilt
Madison Booker, Texas
Joyce Edwards, South Carolina
Clara Strack, Kentucky
Mikaylah Williams, LSU

ALL-SEC SECOND TEAM - MEDIA

Aaliyah Chavez, Oklahoma
Tessa Johnson, South Carolina
MiLaysia Fulwiley, LSU
Chloe Kitts, South Carolina
Talaysia Cooper, Ole Miss

STATISTICAL RANKINGS

Statistic	RANKING (as of Nov. 24) NCAA	SEC	VALUE
Assist/Turnover Ratio (359 ranked)	4	3	1.91
Assists Per Game (359 ranked)	9	3	21.3
Bench Points Per Game (359 ranked)	157	13	22.3
Blocks Per Game (359 ranked)	49	9	4.9
Field Goal Percentage (359 ranked)	11	2	51.0
Field Goal Percentage Defense (359 ranked)	167	14	38.9
Fouls Per Game (359 ranked)	85	6	15.6
Free Throw Attempts Per Game (359 ranked)	74	7	21.00
Free Throw Percentage (359 ranked)	86	4	74.1
Free Throws Made Per Game (359 ranked)	53	8	15.57
Rebound Margin (359 ranked)	85	12	6.7
Rebounds (Defensive) Per Game (359 ranked)	250	15	23.6
Rebounds (Offensive) Per Game (359 ranked)	65	8	15.1
Rebounds Per Game (359 ranked)	140	15	38.71
Scoring Defense (359 ranked)	59	10	55.0
Scoring Margin (359 ranked)	12	4	38.3
Scoring Offense (359 ranked)	10	5	93.3
Steals Per Game (359 ranked)	10	5	16.1
Three Point Attempts Per Game (359 ranked)	155	9	21.4
Three Point Percentage (359 ranked)	167	11	30.7
Three Point Percentage Defense (359 ranked)	88	10	26.0
Three Pointers Per Game (358 ranked)	158	10	6.6
Turnover Margin (359 ranked)	5	3	15.57
Turnovers Forced Per Game (359 ranked)	13	5	26.71
Turnovers Per Game (359 ranked)	6	3	11.1
Winning Percentage (349 ranked)	44	9	85.7

INDIVIDUAL	RANKING (as of Nov. 24) NCAA	SEC	VALUE
MIKAYLA BLAKES			
Assist/Turnover Ratio	6	2	5.50
Assists	46	8	33
Assists Per Game	76	10	4.7
Field Goal Attempts	11	2	115
Field Goal Percentage	228	22	44.3
Field Goals Made	16	5	51
Free Throw Attempts	37	2	39
Free Throw Percentage	42	1	92.3
Free Throws Made	8	1	36
Points Scored	10	2	147
Points Per Game	21	4	21.0
Steals	10	1	25
Steals Per Game	22	1	3.57
3-Point Attempts	79	5	42
AUBREY GALVAN			
Assists.Turnover Ratio	38	7	3.00
Assists	9	1	48
Assists Per Game	12	1	6.9
Double-Doubles	46	5	2
Field Goal Attempts	138	11	81
Field Goal Percentage	161	16	48.1
Field Goals Made	100	11	39
Points Scored	143	15	100
Points Per Game	241	23	14.3
Steals	124	13	15
3-Point Attempts	114	6	39
3-Point Percentage	75	7	43.6
3-Pointers Made	46	2	17
3-Pointers Per Game	85	6	2.43
MIA WOOLFOLK			
Field Goal Attempts	89	8	87
Field Goal Percentage	11	1	67.8
Field Goals Made	3	1	59
Free Throw Attempts	112	7	31
Free Throws Made	121	11	23
Points Scored	16	4	141
Points Per Game	29	6	20.1
JHAI JOHNSON			
Blocks	50	8	11
Blocks Per Game	96	11	1.57

LEADERS & MISCELLANEOUS STATS

Leading Scorer • Season
Mikayla Blakes • 21.0 ppg

Leader in FG% • Season
Mia Woolfolk • 67.8% (59-87)

Leader in FT% • Season
Mikayla Blakes • 92.3% (36-39)

Leader in 3P FG% • Season
Aubrey Galvan • 43.6% (17-39)

Leader in 3P FGM • Season
Aubrey Galvan • 17

Leading Rebounder • Season
Jhai Johnson • 6.0 rpg

Leader in Assists • Season
Aubrey Galvan • 6.9 apg

Leader in Steals • Season
Mikayla Blakes • 3.8 spg

Leader in Blocks • Season
Jhai Johnson • 1.6 bpg

20-Pt Scoring Games
Mikayla Blakes • 5
Mia Woolfolk • 3

30-Pt Scoring Games
- -

40-Pt Scoring Games
- -

50-Pt Scoring Games
- -

Ind. High Points • Game
27 • Mikayla Blakes
vs. Lipscomb (11/2/26)

Mia Woolfolk
vs. Western Kentucky (11/11/26)

Ind. High Rebounds • Game
10 • Aiyana Mitchell
Morehead State (11/9/26)

Ind. High FTM • Game
12 • Mikayla Blakes
vs. Arizona (11/23/26)

Ind. High 3P FGM • Game
5 • Madison Greene
Lipscomb (11/2/26)

Ind. High Assists • Game
11 • Aubrey Galvan
Lipscomb (11/2/26)

Ind. High Blocks • Game
3 • 2x, Last: Jhai Johnson
North Alabama (11/18/26)

Ind. High Steals • Game
6 • Mikayla Blakes
vs. Iowa (11/15/26)

Longest Scoring Run
34-0 • vs. Queens (11/4/26)

Longest Scoring Run in SEC
- -

Longest Opp. Scoring Run
9-0 • vs. Iowa (11/15/26)

Largest Margin of Victory
59 pts • 112-53 • Lipscomb (11/2/26

Largest Margin of Victory in SEC
- -

Largest Halftime Lead
62 pts • 73-11 • Queens (11/4/26)

Largest Halftime Lead in SEC
- -

Largest Halftime Deficit
19 pts • 20-39 • vs. Iowa (11/15/26)

Largest Halftime Deficit in a Win
- -

Largest Halftime Lead in a Loss
- -

Largest Vandy Lead
69 pts • 84-15 • Queens (11/4/26)

Largest Vandy Lead in SEC
- -

Largest Vandy Deficit
22 pts • 17-39 • vs. Iowa (11/15/26)

Largest Vandy Lead in a Loss
2 pts • 2-0 • vs. Iowa (11/15/26)

Largest Vandy Deficit in a Win
4 pts • 4-8 • vs. Arizona (11/23/26)

Largest Vandy Deficit in a Win in SEC
- -

Largest 2nd Half Deficit in a Win
- -

SCORING HIGH-LOW QUARTERS

Most 1st Quarter Points Scored
38 • Queens • 11/4/26

Most 1st Quarter Points Scored (SEC Games)
- -

Fewest 1st Quarter Points Scored
10 • vs. Iowa • 11/15/26

Fewest 1st Quarter Points Scored (SEC Games)
- -

Most 1st Quarter Points Allowed
24 • vs. Iowa • 11/15/26

Most 1st Quarter Points Allowed (SEC Games)
- -

Fewest 1st Quarter Points Allowed
4 • Queens • 11/4/26

Fewest 1st Quarter Points Allowed (SEC Games)
- -

Most 2nd Quarter Points Scored
36 • Lipscomb • 11/2/26

Most 2nd Quarter Points Scored (SEC Games)
- -

Fewest 2nd Quarter Points Scored
10 • vs. Iowa • 11/15/26

Fewest 2nd Quarter Points Scored (SEC Games)
- -

Most 2nd Quarter Points Allowed
16 • Morehead State • 11/9/26

Most 2nd Quarter Points Allowed (SEC Games)
- -

Fewest 2nd Quarter Points Allowed
7 • 2x, Last: Western Kentucky • 11/11/26

Fewest 2nd Quarter Points Allowed (SEC Games)
- -

Most 3rd Quarter Points Scored
30 • Morehead State • 11/9/26

Most 3rd Quarter Points Scored (SEC Games)
- -

Fewest 3rd Quarter Points Scored
16 • Queens • 11/4/26

Fewest 3rd Quarter Points Scored (SEC Games)
- -

Most 3rd Quarter Points Allowed
27 • vs. Arizona • 11/24/26

Most 3rd Quarter Points Allowed (SEC Games)
- -

Fewest 3rd Quarter Points Allowed
5 • North Alabama • 11/18/26

Fewest 3rd Quarter Points Allowed (SEC Games)
- -

Most 4th Quarter Points Scored
26 • Lipscomb • 11/2/26

Most 4th Quarter Points Scored (SEC Games)
- -

Fewest 4th Quarter Points Scored
11 • Queens • 11/4/26

Fewest 4th Quarter Points Scored (SEC Games)
- -

Most 4th Quarter Points Allowed
22 • Lipscomb • 11/2/26

Most 4th Quarter Points Allowed (SEC Games)
- -

Fewest 4th Quarter Points Allowed
5 • vs. Arizona • 11/24/26

Fewest 4th Quarter Points Allowed (SEC Games)
- -

OVERALL STATS

Game Records

Record	Overall	Home	Away	Neutral
ALL GAMES	6-1	5-0	0-0	1-1
CONFERENCE	0-0	0-0	0-0	0-0
NON-CONFERENCE	6-1	5-0	0-0	1-1

Score by Periods

Team	1st	2nd	3rd	4th	OT	TOT
Vanderbilt	182	181	155	135	0	653
Opponents	101	75	106	103	0	385

Team Box Score

No.	Player				Total		3-Point		F-Throw		Rebounds											
		GP-GS	MIN	AVG	FG-FGA	FG%	3FG-3FGA	3FG%	FT-FTA	FT%	OFF	DEF	TOT	AVG	PF	DQ	A	TO	BLK	STL	PTS	AVG
1	BLAKES, Mikayla	7-7	211:14	30.2	51-115	.443	9-42	.214	36-39	.923	15	25	40	5.7	17	0	33	6	4	25	147	21.0
33	WOOLFOLK, Mia	7-7	149:43	21.4	59-87	.678	0-0	.000	23-31	.742	14	19	33	4.7	21	1	5	7	1	12	141	20.1
3	GALVAN, Aubrey	7-7	208:45	29.8	39-81	.481	17-39	.436	5-7	.714	3	13	16	2.3	8	0	48	16	2	15	100	14.3
14	MITCHELL, Aiyana	7-2	116:27	16.6	27-39	.692	0-0	.000	5-8	.625	21	18	39	5.6	7	0	5	7	5	5	59	8.4
0	JONES, Olivia	7-7	180:24	25.8	19-48	.396	5-18	.278	12-17	.706	7	15	22	3.1	14	0	9	6	1	16	55	7.9
4	GREENE, Madison	7-0	139:36	19.9	15-36	.417	8-22	.364	2-3	.667	4	8	12	1.7	9	0	10	11	1	11	40	5.7
5	JOHNSON, Jhai	7-0	123:21	17.6	12-23	.522	0-4	.000	13-19	.684	13	29	42	6.0	12	0	8	7	11	8	37	5.3
15	ATAMAH, Vernell	7-5	135:45	19.4	11-33	.333	6-23	.261	4-5	.800	7	13	20	2.9	8	0	14	3	6	13	32	4.6
30	WILSON, Trinity	5-0	45:37	9.1	5-10	.500	0-0	.000	3-6	.500	4	3	7	1.4	2	0	9	5	1	3	13	2.6
7	UBAKA, Sther	5-0	17:36	3.5	6-7	.857	0-0	.000	0-2	.000	1	3	4	0.8	2	0	0	2	0	1	12	2.4
11	WILLIAMS, Monique	5-0	24:19	4.9	4-5	.800	1-1	1.000	2-2	1.000	5	4	9	1.8	2	0	1	4	1	0	11	2.2
2	GLENN-BELLO, Saniyah	6-0	47:14	7.9	1-4	.250	0-1	.000	4-8	.500	3	2	5	0.8	7	0	7	3	1	4	6	1.0
Team											9	13	22					1				
Total		**7**	**1400**		**249-488**	**.510**	**46-150**	**.307**	**109-147**	**.741**	**106**	**165**	**271**	**38.7**	**109**	**1**	**149**	**78**	**34**	**113**	**653**	**93.3**
Opponents		**7**	**1400**		**144-370**	**.389**	**34-131**	**.260**	**63-94**	**.670**	**76**	**148**	**224**	**32.0**	**132**	**2**	**80**	**187**	**9**	**35**	**385**	**55.0**

Team Statistics

	VU	OPP
Scoring	**653**	**385**
Points per game	93.3	55.0
Scoring margin	+38.3	-
Field goals-att	**249-488**	**144-370**
Field goal pct	.510	.389
3 point fg-att	**46-150**	**34-131**
3-point FG pct	.307	.260
3-pt FG made per game	6.6	4.9
Free throws-att	**109-147**	**63-94**
Free throw pct	.741	.670
F-Throws made per game	15.6	9.0
Rebounds	**271**	**224**
Rebounds per game	38.7	32.0
Rebounding margin	+6.7	-
Assists	**149**	**80**
Assists per game	21.3	11.4
Turnovers	**78**	**187**
Turnovers per game	11.1	26.7
Turnover margin	+15.6	-
Assist/turnover ratio	1.9	0.4
Steals	**113**	**35**
Steals per game	16.1	5.0
Blocks	**34**	**9**
Blocks per game	4.9	1.3
Winning streak	**2**	**-**
Home win streak	5	-
Attendance	**19228**	**0**
Home games-Avg/Game	5-3846	0-0
Neutral site-Avg/Game	-	2-3367

Team Results

Date	Opponent		Score	Att.
11/02/2026	Lipscomb	W	112-53	7023
11/04/2026	Queens (NC)	W	100-42	2806
11/09/2026	Morehead St.	W	102-50	3146
11/11/2026	Western Ky.	W	101-59	3190
11/15/2026	vs Iowa	L	65-75	6413
11/18/2026	North Ala.	W	80-44	3063
11/23/2026	vs Arizona	W	93-62	321

MEMORIAL GYMNASIUM



Memorial Gymnasium, the Southeastern Conference's most historic venue for college basketball, serves as the home court for the Vanderbilt Commodores. Dedicated in 1952 as a memorial to all Vanderbilt men and women who served in World War II, the arena was built as a combination gymnasium and concert hall by the late master architect Edwin Keeble. Decades later, the unique style of Memorial Gym—with its benches on the baselines, a playing court that sits above portions of the crowd and deafening acoustics—continues to make the Commodores' home a dreaded stop for opponents.

"Memorial Magic," with its capacity crowds, overflowing student section and lively pep band, have assisted in numerous Commodore victories. In the stands, fans across middle Tennessee have helped Memorial Gymnasium rank among the NCAA's top 30 attendance leaders on numerous occasions.

In all, Memorial Gym has been expanded three times. Constructed with a seating capacity of 6,583, the University saw its first need to increase seating in 1965 with the addition of two north-side balconies. Two years later, a pair of balancing balconies were erected on the south side of the gym and dubbed "The Balconies That Clyde Lee Built."

Capacity has fluctuated throughout the history of the building. It reached its highest number of 15,646 in 1969 when 4,000 seats were added in the east and west ends. When chairback seats in the end zones and suites on the north side were installed in the late 1990s capacity lowered to 14,168. Shortly thereafter, university officials removed portions of media press row on the south side in an effort to expand the student section by nearly 150 seats. Official capacity is now 14,326.

YEAR-BY-YEAR HOME RECORD

Year	W-L
2026-27	5-0
2025-26	18-0
2024-25	13-4
2023-24	12-5
2022-23	9-7
2021-22	12-5
2020-21*	3-2
2019-20	10-6
2018-19	5-9
2017-18	4-11
2016-17	10-5
2015-16	10-6
2014-15	9-6
2013-14	12-5
2012-13	12-2
2011-12	18-2
2010-11	12-3
2009-10	12-4
2008-09	15-1
2007-08	13-3
2006-07	15-1
2005-06	13-3
2004-05	11-3
2003-04	11-3
2002-03	11-2
2001-02	18-1
2000-01	16-2
1999-00	11-3
1998-99	9-5
1997-98	12-2
1996-97	13-1
1995-96	13-2
1994-95	16-1
1993-94	14-2
1992-93	15-1
1991-92	13-2
1990-91	11-3
1989-90	15-2
1988-89	10-1
1987-88	12-2
1986-87	15-2
1985-86	11-3
1984-85	6-4
1983-84	9-3
1982-83	5-6
1981-82	10-4
1980-81	6-5
1979-80	6-5
1978-79	7-5
1977-78	10-2
Total	*539-165 (.765)*

Vanderbilt has ranked among the top attendance draws in women's basketball over the years. Here is a year-by-year look at VU's home attendance figures, including where the team has ranked nationally in total attendance since the 1999-00 season:

Year	Games	Total	Average	National Rank (Total)
2026-27	5	19,228	3,846	16th
2025-26	18	74,277	4,127	27th
2024-25	17	71,266	4,192	32nd
2023-24	17	47,479	2,793	53rd
2022-23	16	38,640	2,415	57th
2021-22	18	31,211	1,734	51st
2020-21*	5	209	42	—
2019-20	16	37,391	2,369	54th
2018-19	14	33,129	2,366	64th
2017-18	15	42,705	2,847	45th
2016-17	15	42,685	2,846	40th
2015-16	16	46,496	2,906	37th
2014-15	15	53,280	3,552	30th
2013-14	17	66,338	3,902	25th
2012-13	14	56,309	4,022	24th
2011-12	20	82,261	4,113	23rd
2010-11	15	68,828	4,589	20th
2009-10	16	69,521	4,345	21st
2008-09	16	76,150	4,759	18th
2007-08	17	91,279	5,369	17th
2006-07	16	72,215	4,513	23rd
2005-06	16	65,693	4,106	23rd
2004-05	14	51,682	3,692	31st
2003-04	14	44,352	3,168	33rd
2002-03	13	57,709	4,439	21st
2001-02	19	90,800	4,779	16th
2000-01	18	50,650	2,814	36th
1999-00	14	44,982	3,213	30th
1998-99	14	65,046	4,646	--
1997-98	14	91,056	6,504	--
1996-97	14	67,967	4,854	--
1995-96	15	88,151	5,877	--
1994-95	17	69,788	4,105	--
1993-94	14	73,686	5,253	--
1992-93	14	67,871	4,848	--
1991-92	15	36,266	2,418	--
1990-91	14	20,205	1,443	--
1989-90	17	25,887	1,522	--
1988-89	11	14,265	1,297	--
1987-88	13	7,324	563	--
1986-87	17	12,248	721	--
1985-86	14	5,750	411	--
1984-85	10	4,450	445	--
1983-84	12	8,664	722	--
1982-83	11	6,950	632	--
1981-82	14	6,310	451	--
1980-81	10	2,525	253	--

**Vanderbilt discontinued its 2020-21 season due to the COVID-19 pandemic*

Memorial Gym Women's Basketball Crowds Over 10,000

Rank	Attendance	Opponent	Date
1.	15,317	Tennessee	1/30/1993
2.	15,311	Tennessee	2/7/1999
3.	15,187	Tennessee	2/25/1996
4.	14,848	Tennessee	2/16/1998
5.	14,316	Tennessee	2/17/2008
6.	14,168	Tennessee	2/16/2002
7.	13,227	Tennessee	12/31/1994
8.	13,127	Tennessee	1/19/2006
9.	12,645	Tennessee	1/31/1994
10.	12,417	Tennessee	1/19/1997
11.	12,131	Ohio State	1/6/1993
12.	12,034	Tennessee	2/9/2012
13.	12,009	Tennessee	1/25/2007
14.	11,401	Tennessee	2/2/2003
15.	11,386	Tennessee	2/14/2011
16.	10,561	Tennessee	2/15/2004
17.	10,154	Tennessee	1/24/2013
18.	10,149	Tennessee	2/24/2000

RECORDS AT A GLANCE

Points

Game	*1.*	*55 • Mikayla Blakes at Auburn, 2.16.25*
	9.	*38 • Mikayla Blakes vs. Mississippi State, 1.15.26*
	10.	37 • 2x: Jackie Cowan vs. Cheyney State, 2.9.86 *Mikayla Blakes at Kentucky, 2.2.26*
	'26-27	27 • 2x, Last: Mia Woolfolk vs. Western Kentucky, 11.11.26
Season	*1.*	*892 • Mikayla Blakes, 2025-26*
	2.	855 • Wendy Scholtens, 1989-90
	3.	*769 • Mikayla Blakes, 2024-25*
	'26-27	147 • Mikayla Blakes
Career	1.	2,604 • Chantelle Anderson, 2000-03
	4.	1,875 • Jackie Cowan, 1982-86
	5.	1,867 • Zuzi Klimesova, 1999-02
	6.	***1,834 • Mikayla Blakes, 2025-***
	10.	1,631 • Barbara Brackman, 1982-85

Field Goals Made

Game	1.	19 • 2x, Khamil Pierre vs. Evansville, 12.14.24 Chantelle Anderson at Portland State, 12.23.00
	9.	*15 • 9x, Last: Mikayla Blakes at Auburn, 02.16.25*
	'26-27	12 • Mia Woolfolk vs. Western Kentucky, 11.11.26
Season	1.	309 • Wendy Scholtens, 1989-90
	2.	*307 • Mikayla Blakes, 2025-26*
	'26-27	59 • Mia Woolfolk
Career	1.	1,020 • Chantelle Anderson, 2000-03
	10.	625 • Sheri Sam, 1992-96
	Active	*608 • Mikayla Blakes, 2025-*

Field Goals Attempted

Game	1.	31 • Eva Lemeh at Georgia, 2.16. 81
	8.	*27 • Mikayla Blakes 2x, vs. Cal, 11.3.25/ vs. Ole Miss, 3.6.26*
	'26-27	18 • Mikayla Blakes vs. Lipscomb, 11.2.26
Season	*1.*	*647 • Mikayla Blakes, 2025-26*
	2.	571 • Barbara Brackman, 1981-82
	'26-27	115 • Mikayla Blakes
Career	1.	1,655 • Wendy Scholtens, 1988-91
	10.	1,301 • Carla Thomas, 2004-07
	Active	*1,336 • Mikayla Blakes, 2025-*

Field Goal Percentage

Game	1.	1.000 (10-10) • 4x, Last: Hannah Tuomi vs. Florida, 2.24.10
(Min. 10 FGM)	9.	.917 (11-12) • 3x, Last: Ashley Earley at Tennessee, 2.13.05
	'26-27	.611 (11-18) • Mikayla Blakes vs. Lipscomb, 11.2.26
Season	1.	.723 (292-404) • Chantelle Anderson, 2000-01
(Min. 150 FGM)	10.	.602 (103-171) • Nicole Jules, 2005-06
	'26-27	.689 (51-74) • Mia Woolfolk
Career	1.	.651 (1,020-1,568) • Chantelle Anderson, 2000-03
(Min. 400 FGM)	10.	.543 (706-1,301) • Carla Thomas, 2004-07
	Active	*.455 (608-1,336) • Mikayla Blakes, 2025-*

3-Pointers Made

Game	1.	9 • Iyana Moore vs. Alabama State, 12.28.21
	5.	7 • 13x, Last: Justine Pissott vs. Texas Southern, 12.20.25
	'26-27	5 • 2x, Last: Aubrey Galvan vs. Western Kentucky, 11.11.26
Season	1.	95 • Caroline Williams, 2005-06 Justine Pissott, 2025-26
	3.	*93 • Mikayla Blakes, 2025-26*
	'26-27	17 • Aubrey Galvan
Career	1.	276 • Christina Foggie, 2011-14
	10.	179 • Michelle Palmisano, 1995-97
	Active	*178 • Mikayla Blakes, 2025-*

3-Pointers Attempted

Game	1.	17 • Christina Foggie vs. Virginia, 11.23.12 Christina Wirth vs. Maryland, 3.28.09
	8.	*14 • 4x, Last: Mikayla Blakes vs. Ole Miss, 03.06.26*
	'26-27	9 • 2x, Last; Mikayla Blakes vs. Morehead State, 11.9.26
Season	***1.***	***259 • Mikayla Blakes, 2025-26***
	2.	225 • Merideth Marsh, 2009-10
	3.	222 • Mikayla Blakes, 2024-25
	'26-27	42 • Mikayla Blakes
Career	1.	735 • Christina Foggie, 2011-14
	6.	563 • Iyana Moore, 2022-25
	7.	***523 • Mikayla Blakes, 2025-***
	10.	471 • Rhonda Blades, 1992-95

3-Point Percentage

Game	1.	1.000 • 7x, Last: Erin Whalen (5-5) at Alabama, 1.21.18
(Min. 5 3PM)	*'26-27*	*.700 (5-7) • Madison Greene vs. Lipscomb, 11.2.26*
Season	1.	.505 (48-95) • Caroline Williams, 2004-05
(Min. 40 3PA)	10.	.446 (37-83) • Christa Reed, 2016-17
	'26-27	*.436 (17-39) • Aubrey Galvan*
Career	1.	.465 (238-512) • Caroline Williams, 2004-07
(Min. 100 3PM)	9.	.400 (166-415) • Justine Pissott, 2024-26
	10.	.395 (162-410) • Ginger Jared, 1992-96
	Active	*.340 (178-523) • Mikayla Blakes, 2025-*

Free Throws Made

Game	*1.*	*23 • Mikayla Blakes at Auburn, 2.16.25*
	2.	*19 • Mikayla Blakes at Georgia, 2.16.26*
	9.	14 • 5x, Last: Chantelle Anderson, vs. North Carolina, 3.23.02
	'26-27	*12 • Mikayla Blakes vs. Arizona, 11.23.26*
Season	1.	236 • Wendy Scholtens, 1989-90
	2.	*211 • Mikayla Blakes, 2025-26*
	10.	137 • Christina Foggie, 2013-14
	'26-27	*36 • Mikayla Blakes*
Career	1.	681 • Wendy Scholtens, 1988-91
	2.	555 • Chantel Anderson, 2000-03
	3.	***440 • Mikayla Blakes, 2025-***
	10.	303 • Donna Harris, 1990-94

Free Throws Attempted

Game	*1.*	*24 • Mikayla Blakes at Auburn, 2.16.25*
	2.	*20 • Mikayla Blakes at Georgia, 2.15.26*
	3.	19 • Ashley McElhiney vs. LSU, 2.15.01
	4.	*18 • 3x, Last: Mikayla Blakes at Florida, 01.30.25*
	'26-27	*15 • Mikayla Blakes vs. Arizona, 11.23.26*
Season	1.	264 • Wendy Scholtens, 1989-90
	2.	250 • Karen Booker, 1986-87
	3.	*232 • Mikayla Blakes, 2025-26*
	'26-27	*39 • Mikayla Blakes*
Career	1.	785 • Wendy Scholtens, 1988-91
	5.	580 • Tiffany Clarke, 2010-13
	6.	***502 • Mikayla Blakes, 2025-***
	10.	421 • Ashley Earley, 2002-05

Free Throw Percentage

Game	1.	1.000 • 19x, Last: Iyana Moore (10-10) vs Georgia, 3.3.24
(Min. 10 FTM)	*'26-27*	*.800 (12-15) • Mikayla Blakes vs. Arizona, 11.23.26*
Season	1.	.938 (61-65) • Christa Reed, 2017-18
(Min. 50 FTA)	*5.*	*.888 (182-205) • Mikayla Blakes, 2024-25*
	10.	.871 (54-62) • Christina Wirth, 2006-07
	'26-27	*.923 (36-39) • Mikayla Blakes*
Career	***1.***	***.876 (440-502) • Mikayla Blakes, 2025-***
(Min. 180 FTM)	2.	.868 (681-785) • Wendy Scholtens, 1988-91
	10.	.793 (195-246) • Christina Wirth, 2006-09

Rebounds

Game	1.	22 • 3x, Wendy Scholtens, 2x, vs. Lipscomb, 1.9.90 vs. Wright State, 12.9.89 Barbara Brackman vs. Union, 1.4.83
	10.	19 • 6x, Last: Jennifer Holmes vs. Florida, 2.25.99
	'26-27	*10 • Aiyana Mitchell vs. Morehead State, 11.9.26*
Season	1.	389 • Wendy Scholtens, 1989-90 Karen Booker, 1986-87
	10.	291 • Sheri Sam, 1989-90
	'26-27	*42 • Jhai Johnson*
Career	1.	1,272 • Wendy Scholtens, 1988-91
	9.	843 • Na'Sheema Hillmon, 1995-98
	10.	834 • Barbara Brackman, 1982-85
	Active	*303 • Aiyana Mitchell, 2024-*

Assists

Game	1.	17 • Ashley McElhiney at Louisville, 1.2.03
	2.	*15 • 2x • Aubrey Galvan vs. Tennessee State, 11.23.25* Ashley Smith vs. Hampton, 11.29.98
	8.	13 • 5x, Last: Jasmine Lister vs. Tennessee, 2.9.12
	'26-27	*11 • Aubrey Galvan vs. Lipscomb, 11.2.26*
Season	1.	262 • Cathy Bender, 1981-82
	4.	*193 • 2x • Aubrey Galvan, 2025-26* Ashley Smith, vs. 1997-98
	10.	176 • Jasmine Lister, 2011-12
	'26-27	*48 • Aubrey Galvan*
Career	1.	730 • Dee Davis, 2004-07
	10.	438 • Jordyn Cambridge, 2018-24
	Active	*292 • Mikayla Blakes, 2025-*

Steals

Game	1.	11 • Eva Lemeh vs. Murray State, 12.14.80
	3.	*9 • 4x • Last: Aubrey Galvan vs. Tennessee State, 11.23.25*
	8.	8 • 8x • Last: Khamil Pierre vs. Evansville, 12.14.24
	'26-27	*6 • Mikayla Blakes vs. Iowa, 11.15.26*
Season	1.	129 • Jordyn Cambridge, 2021-22
	6.	*98 • Mikayla Blakes, 2025-26*
	10.	91 • Jennifer Risper, 2007-08
	'26-27	*25 • Mikayla Blakes*
Career	1.	351 • Jordyn Cambridge, 2018-24
	10.	218 • Rhonda Blades, 1992-95
	Active	*201 • Mikayla Blakes, 2025-*

Blocked Shots

Game	1.	10 • 2x • Heidi Gillingham vs. Middle Tennessee, 1.30.92 Angela Gorsica vs. Wingate, 12.28.95
	4.	8 • 15x • Last: Angela Gorsica vs. DePaul, 2.19.97
	'26-27	*3 • 2x, Last: Jhai Johnson vs. North Alabama, 11.18.26*
Season	1.	131 • Heidi Gillingham, 1991-92
	10.	57 • Carolyn Peck, 1987-88
	'26-27	*11 • Jhai Johnson*
Career	1.	413 • Heidi Gillingham, 1991-94
	10.	127 • Karen Booker, 1984-87
	Active	*66 • Aiyana Mitchell, 2024-*

Points Per Game

Season	*1.*	*27.0 (918 pts) • Mikayla Blakes, 2025-26*
	2.	25.2 (855 pts) • Wendy Scholtens, 1989-90
	3.	*23.3 (769 pts) • Mikayla Blakes, 2024-25*
	10.	20.5 (855 pts) • Khamil Pierre, 2024-25
	'26-27	*21.0 (147 pts) • Mikayla Blakes*
Career	1.	21.3 (122 GP) • Wendy Scholtens, 1988-91
(Min. 100 GP)	10.	12.8 (119 GP) • Karen Booker, 1984-87
	Active	*24.8 (74 GP) • Mikayla Blakes, 2025-*

Games Played

Career	1.	137 • 2x • Jessica Mooney, 2007-10 Chantelle Anderson, 2000-03
	7.	132 • 7x • Last: Sacha Washington, 2022-26
	Active	*89 • Aiyana Mitchell, 2024-*

Minutes Played

Game	1.	50 • Karen McGinn/Ann Morrow vs. Auburn, 12.13.78 46 • 2x • Chavonne Hammond vs. Kansas, 3.18.00 Ashley Smith vs. George Washington, 12.22.98
	'26-27	*40 • Mikayla Blakes vs. Iowa, 11.15.26*
Season	1.	1,298 • Ashley McElhiney, 2001-02
	10.	*1,182 • Mikayla Blakes, 2025-26*
	'26-27	*211 • Mikayla Blakes*
Career	1.	4,626 • Jasmine Lister, 2011-14
	10.	3,779 • Christina Wirth, 2006-09
	Active	*2,455 • Mikayla Blakes, 2025-*

THE LAST TIME WHEN...

SCORING

Less than 40 pts	31 • East Tennessee St. • Johnson City, Tenn. • 12.01.22
40-49 pts	49 • Texas A&M • College Station, Texas • 02.15.24
Less than 50 pts & Won	49 • Texas A&M • College Station, Texas • 02.15.24
90-99 pts	91 • Texas A&M • College Station, Texas • 01.11.26
100+ pts (regulation)	**101 • Western Kentucky • Nashville, Tenn. • 11.11.26**
100+ pts	**101 • Western Kentucky • Nashville, Tenn. • 11.11.26**
110+ pts	**112 • Lipscomb • Nashville, Tenn. • 11.02.26**

OPPONENT SCORING

Less than 35 pts	35 • UAlbany • Nashville, Tenn. • 12.18.25
Less than 40 pts	38 • Alabama State • Nashville, Tenn. • 11.21.25
40-49 pts	**44 • North Alabama • Nashville, Tenn. • 11.18.26**
Less than 50 pts & Won	44 • East Tennessee St. • Johnson City, Tenn. • 12.01.22
90-99 pts	96 • Kentucky • Nashville, Tenn. • 01.05.25
100+ pts (regulation)	103 • South Carolina • Columbia, S.C. • 01.25.26
100+ pts	103 • South Carolina • Columbia, S.C. • 01.25.26

FIELD GOAL PERCENTAGE

20.0%-29.9%	27.9% (19-68) • Florida • Gainesville, Fla. • 1.22.23
30.0%-39.9%	**35.7% (25-70) • vs. Iowa • Sioux City, Iowa. • 11.15.26**
30.0%-39.9% & Won	35.1% (20-57) • LSU • Nashville, Tenn. • 01.04.26
50.0%-54.9%	**50.0% (32-64) • Arizona • Jacksonville, Fla. • 11.23.26**
55.0%-59.9%	**55.7% (39-70) • Queens • Nashville, Tenn. • 11.04.26**
62.0%-64.9%	**65.5% (45-72) • Lipscomb • Nashville, Tenn. • 11.02.26**
65.0% or higher	69.8% (44-63) • Stonehill • Nashville, Tenn. • 12.28.25

OPPONENT FIELD GOAL PERCENTAGE

20.0%-29.9%	29.6% (21-71) • Illinois • Nashville, Tenn. • 03.23.26
20.0%-29.9% & won	27.4% (17-62) • East Tenn. St. • Johnson City, Tenn. • 12.1.22
30.0%-39.9%	**38.6% (17-44) • North Alabama • Nashville, Tenn. • 11.18.26**
30.0%-39.9% & won	38.9% (35-90) • Mississippi St. • Nashville, Tenn. • 02.13.25
50.0%-59.9%	57.1% (32-56) • Ole Miss • Greenville, S.C. • 03.06.26
50.0%-59.9% & lost	56.4% (31-55) • Kentucky • Lexington, Ky. • 02.05.26
60.0% or higher	61.5% (40-65) • South Carolina • Columbia, S.C. • 01.25.26

FREE THROW PERCENTAGE

Less than 50.0%	37.5% (3-8) • South Florida • Tampa, Fla. • 11.14.24
90.0%-99.9%	90.9% (20-22) • Georgia • Athens, Ga. • 02.15.26
1.000%	15-15 • South Florida • Tampa, Fla. • 12.15.25
1.000% w/ 10 or more makes	15-15 • South Florida • Tampa, Fla. • 12.15.25

OPPONENT FREE THROW PERCENTAGE

Less than 50.0%	0.0% (0-2) • South Florida • Tampa, Fla. • 12.15.25
90.0%-99.9%	90.0% (9-10) • Tennessee • Knoxville, Tenn. • 03.01.26
1.000%	**7-7 • Western Kentucky • Nashville, Tenn. • 11.11.26**
1.000% w/ 10 or more makes	12-12 • Texas A&M • College Station, Texas • 2.10.22

BASKETS MADE

40+ field goals made	**41 • Western Kentucky • Nashville, Tenn. • 11.11.26**
10-14 3-point field goals made	**10 • Morehead State • Nashville, Tenn. • 11.09.26**
15+ 3-point field goals made	18 • Texas Southern • Nashville, Tenn. • 12.20.25
Did not make a 3-pointer	0-9 • Butler • Indianapolis • 12.7.23
Made 20+ free throws	**26 (26-34) • Arizona • Jacksonville, Fla. • 11.23.26**
Made less than five free throws	3 (3-8) • South Florida • Tampa, Fla. • 11.14.24
Made 5-10 free throws	8 (8-11) • Illinois • Nashville, Tenn. • 03.23.26

OPPONENT BASKETS MADE

40+ field goals made	42 • South Carolina • Nashville, Tenn. • 1.14.21
10-14 3-point field goals made	10 • Kentucky • Nashville, Tenn. • 02.22.26
15+ 3-point field goals made	15 • Kentucky • Nashville, Tenn. • 01.05.25
Did not make a 3-pointer	0-8 • Ole Miss • Nashville, Tenn. • 2.20.22
Made 20+ free throws	22 (22-26) • Texas • Austin, Texas • 02.06.25
Made less than five free throws	3 (3-6) • Stonehill • Nashville, Tenn. • 12.28.25
Made 5-10 free throws	**5 (5-8) • North Alabama • Nashville, Tenn. • 11.18.26**

REBOUNDS

10-20 rebounds	20 • Georgia • Nashville, Tenn. • 2.5.23
21-29 rebounds	21 • Kentucky • Lexington, Ky. • 02.05.26
40-44 rebounds	**43 • Morehead State • Nashville, Tenn. • 11.09.26**
45-49 rebounds	45 • Illinois • Nashville, Tenn. • 03.23.26
50+ rebounds	56 • High Point • Nashville, Tenn. • 03.21.26
20+ rebound margin	+30 • High Point • Nashville, Tenn. • 03.21.26
30+ rebound margin	+30 • High Point • Nashville, Tenn. • 03.21.26

OPPONENT REBOUNDS

20-24 rebounds	24 • Miami • Coral Gables, Fla. • 12.04.24
25-29 rebounds	**25 • North Alabama • Nashville, Tenn. • 11.18.26**
40-44 rebounds	42 • Alabama • Nashville, Tenn. • 02.26.26
45-49 rebounds	**49 • vs. Iowa • Sioux City, Iowa. • 11.15.26**
50+ rebounds	50 • Oklahoma • Nashville, Tenn. • 02.02.26
60+ rebounds	65 • Mississippi State • Nashville, Tenn. • 02.13.25
20+ rebound margin	+20 • LSU • Nashville, Tenn. • 01.04.26

STEALS

0-5 steals	5 • Notre Dame • Fort Worth, Texas • 03.27.26
10-15 steals	**15 • Arizona • Jacksonville, Fla. • 11.23.26**
16-19 steals	**18 • Morehead State • Nashville, Tenn. • 11.09.26**
20-24 steals	**23 • Queens • Nashville, Tenn. • 11.04.26**
25+ steals	26 • Stonehill • Nashville, Tenn. • 12.28.25

OPPONENT STEALS

0-5 steals	**5 • Arizona • Jacksonville, Fla. • 11.23.26**
10-15 steals	**10 • Queens • Nashville, Tenn. • 11.04.26**
15-19 steals	16 • Notre Dame • Fort Worth, Texas • 03.27.26
20+ steals	22 • UCLA • Boston, Mass. • 11.26.95

ASSISTS

0-9 assists	**7 • vs. Iowa • Sioux City, Iowa. • 11.15.26**
15-19 assists	**16 • North Alabama • Nashville, Tenn. • 11.18.26**
20-24 assists	**23 • Arizona • Jacksonville, Fla. • 11.23.26**
25-29 assists	**26 • Western Kentucky • Nashville, Tenn. • 11.11.26**
30-plus assists	33 • Tennessee State • Nashville, Tenn. • 11.23.25

OPPONENT ASSISTS

0-9 assists	**8 • North Alabama • Nashville, Tenn. • 11.18.26**
15-19 assists	**16 • Western Kentucky • Nashville, Tenn. • 11.11.26**
20-25 assists	**20 • vs. Iowa • Sioux City, Iowa. • 11.15.26**
26-30 assists	26 • Ole Miss • Oxford, Miss. • 01.09.25

TURNOVERS

5-10 turnovers	**8 • vs. Iowa • Sioux City, Iowa. • 11.15.26**
20-24 turnovers	23 • Notre Dame • Fort Worth, Texas • 03.27.26
25-29 turnovers	29 • Ole Miss • Oxford, Miss. • 01.09.25
30-40 turnovers	37 • UCLA • Boston, Mass. • 11.26.95

OPPONENT TURNOVERS

5-10 turnovers	10 • Kentucky • Nashville, Tenn. • 02.22.26
20-24 turnovers	**22 • Western Kentucky • Nashville, Tenn. • 11.11.26**
25-29 turnovers	**29 • Arizona • Jacksonville, Fla. • 11.23.26**
30-40 turnovers	**36 • Queens • Nashville, Tenn. • 11.04.26**

BLOCKED SHOTS

0 Blocks	0 • Ole Miss • Greenville, S.C. • 03.06.26
5-9 blocked shots	**6 • North Alabama • Nashville, Tenn. • 11.18.26**
10+ blocked shots	10 • Illinois • Nashville, Tenn. • 03.23.26

OPPONENT BLOCKED SHOTS

0 Blocks	**0 • Arizona • Jacksonville, Fla. • 11.23.26**
5-9 blocked shots	5 • Notre Dame • Fort Worth, Texas • 03.27.26
10+ blocked shots	14 • South Carolina • Nashville, Tenn. • 1.19.23

MARGIN OF VICTORY

1 point	at Kentucky (84-83) • Lexington, Ky. • 02.05.26
2 points	vs. Kentucky (81-79) • Nashville, Tenn. • 02.22.26
10-19 points	18 • vs. Illinois (75-57) • Nashville, Tenn. • 03.23.26
20-29 points	28 • vs. Auburn (81-53) • Nashville, Tenn. • 01.22.26
Back-to-back 20+ points	**52 • Morehead State (102-50) • Nashville, Tenn. • 11.09.26**
	42 • Western Kentucky (101-59) • Nashville, Tenn. • 11.11.26
30-39 points	**31 • vs. Arizona (93-62) • Jacksonville, Fla. • 11.23.26**
Back-to-back 30+ points	**36 • North Alabama (80-44) • Nashville, Tenn. • 11.18.26**
	31 • vs. Arizona (93-62) • Jacksonville, Fla. • 11.23.26
40-49 points	**42 • Western Kentucky (101-59) • Nashville, Tenn. • 11.11.26**
Back-to-back 40+ points	**52 • Morehead State (102-50) • Nashville, Tenn. • 11.09.26**
	42 • Western Kentucky (101-59) • Nashville, Tenn. • 11.11.26
50-59 points	**52 • Morehead State (102-50) • Nashville, Tenn. • 11.09.26**
Back-to-back 50+ points	**58 • Queens (100-42) • Nashville, Tenn. • 11.04.26**
	52 • Morehead State (102-50) • Nashville, Tenn. • 11.09.26
60-69 points	66 • Evansville (106-40) • Nashville, Tenn. • 12.14.24
70+ points	70 • Hampton (116-46) • Nashville, Tenn. • 11.29.98
Single-overtime win	at Auburn (98-88) • Auburn, Ala. • 02.16.25
Double-overtime win	at Florida (106-98) • Gainesville, Fla. • 2.6.11
Triple-overtime win	NEVER OCCURRED

OPPONENT MARGIN OF VICTORY

1 point	Florida (53-52) • Greenville, S.C. • 3.3.22
2 points	Georgia (76-74) • Athens, Ga. • 02.15.26
10-19 points	**10 • vs. Iowa (75-65) • Sioux City, Iowa • 11.15.26**
20-30 points	29 • South Carolina (103-74) • Columbia, S.C. • 01.25.26
Back-to-back 20+ points	20 (101-81) • Oklahoma • Norman, Okla • 02.20.25
	28 • South Carolina (82-54) • Nashville, Tenn. • 02.23.25
30-39 points	37 • Alabama (98-61) • Tuscaloosa, Ala. • 1.26.20
40-49 points	48 • South Carolina (96-48) • Nashville, Tenn. • 1.19.23
50-59 points	55 • South Carolina (85-30) • Columbia, S.C. • 01.24.22
60-69 points	63 • South Carolina (106-43) • Nashville, Tenn. • 01.14.21
70+ points	NEVER OCCURRED
Single-overtime win	Alabama (77-71) • Nashville, Tenn. • 2.6.22
Double-overtime win	Mississippi State (85-77) • Nashville, Tenn. • 02.13.25
Triple-overtime win	NEVER OCCURRED

LAST TIME...

A DORE SCORED 20 OR MORE PTS
Mia Woolfolk • 25 Pts vs. Arizona • 11.23.26
Mikayla Blakes • 24 Pts vs. Arizona • 11.23.26

TWO DORES SCORED 20 OR MORE PTS
Mia Woolfolk • 25 Pts vs. Arizona • 11.23.26
Mikayla Blakes • 24 Pts vs. Arizona • 11.23.26

AN OPPONENT SCORED 20 OR MORE PTS
Hannah Hidalgo • 31 Pts • Notre Dame • 03.27.26

TWO OPPONENTS SCORED 20 OR MORE PTS
Me'Arah O'Neal • Florida • 22 Pts • 02.01.26
Liv McGill • Florida • 21 Pts • 02.01.26

A DORE SCORED 30 OR MORE PTS
Mikayla Blakes • 30 Pts vs. High Point • 03.21.26

TWO DORES SCORED 30 OR MORE PTS
Mikayla Blakes • 34 Pts vs. Oklahoma • 02.09.26
Aubrey Galvan • 30 Pts vs. Oklahoma • 02.09.26

A DORE SCORED 40 OR MORE PTS
Mikayla Blakes • 55 Pts at Auburn • 02.16.25

A DORE SCORED 50 OR MORE PTS
Mikayla Blakes • 55 Pts at Auburn • 02.16.25

AN OPP. SCORED 30 OR MORE PTS
Hannah Hidalgo • 31 Pts • Notre Dame • 03.27.26

A DORE COLLECTED 15 OR MORE REBS
Sacha Washington • 17 Reb vs. High Point • 03.21.26

AN OPP. COLLECTED 15 OR MORE REBS
Madina Okot • Mississippi State • 23 Reb • 02.13.25

A DORE COLLECTED 10 OR MORE AST
Aubrey Galvan • 10 Ast vs. Morehead State • 11.09.26

AN OPP. COLLECTED 10 OR MORE AST
Tonie Morgan • Kentucky • 10 Assists • 02.05.26

A DORE HAD FIVE OR MORE STL
Olivia Jones • 5 Stl vs. Arizona • 11.23.26

AN OPP. HAD 10 OR MORE STL
Hannah Hidalgo • 10 Stl • Notre Dame • 03.27.26

AN OPP. HAD FIVE OR MORE STL
Hannah Hidalgo • 10 Stl • Notre Dame • 03.27.26

A DORE HAD FIVE OR MORE BLK
Sacha Washington • 6 Blk vs. Dayton • 12.20.23

AN OPP. HAD FIVE OR MORE BLK
L'or Mputu • South Florida • 6 Blk • 11 .14.24

A DORE MADE 10-PLUS FG
Mia Woolfolk • 12 FGM vs. Western Kentucky • 11.11.26

A DORE MADE 10-PLUS FG IN BACK-TO-BACK GAMES
Mikayla Blakes (2) • 11 FGM vs. High Point • 03.21.26
10 FGM vs. Illinois • 03.23.26

AN OPP. MADE 10 OR MORE FG
Hannah Hidalgo • 14 FGM • Notre Dame • 03.27.26

A DORE ATTEMPTED 20 OR MORE FG
Mikayla Blakes • 22 FGA vs. Iowa • 11.15.26

AN OPP. ATTEMPTED 20 OR MORE FG
Hannah Hidalgo • 25 FGA • Notre Dame • 03.27.26

A DORE MADE 10 OR MORE FREE THROWS
Mikayla Blakes • 12 FTM vs. Arizona • 11.23.26

A DORE MADE 20 OR MORE FREE THROWS
Mikayla Blakes • 23 FTM at Auburn • 02.16.25

AN OPP. MADE 10 OR MORE FREE THROWS
Cotie McMahon • Ole Miss • 15 FTM • 03.06.26

A DORE MADE 5 OR MORE 3-PT FG
Aubrey Galvan • 5 3-Pt FGM vs. Western Kentucky 11.11.26

AN OPP. MADE 5 OR MORE 3-PT FG
Macy Spencer • High Point • 7 3-Pt FGM • 03.21.26

VANDY PLAYER HAD A DOUBLE-DOUBLE
Aubrey Galvan • 18 Pts, 10 Ast vs. Morehead State • 11.09.26
Aiyana Mitchell • 15 Pts, 10 Reb vs. Morehead State • 11.09.26

OPPONENT PLAYER HAD A DOUBLE-DOUBLE
Ava Heiden • Iowa • 13 Pts, 15 Reb • 11.15.26
Amari Whiting • Iowa • 11 Pts, 12 Reb • 11.15.26

A DORE HAD CONSECUTIVE DOUBLE-DOUBLES
Khamil Pierre (2) • 16 pts, 15 reb vs. Tennessee • 03.06.25
17 pts, 10 reb vs. South Carolina • 03.07.25

VANDY HAD 2 PLAYERS POST A DOUBLE-DOUBLE
vs. Morehead State • 11.09.26 • Aubrey Galvan • 18 Pts, 10 Ast
Aiyana Mitchell • 15 Pts, 10 Reb

AN OPP. HAD 2 PLAYERS POST A DOUBLE-DOUBLE
Ava Heiden • Iowa • 13 Pts, 15 Reb • 11.15.26
Amari Whiting • Iowa • 11 Pts, 12 Reb • 11.15.26

VANDY HAD 3 PLAYERS POST A DOUBLE-DOUBLE
vs. Western Kentucky • 11.15.23 Sacha Washington • 18 pts, 10 reb, Jordyn Oliver • 15 pts, 10 reb, Jordyn Cambridge • 11 pts, 13 reb

VANDY PLAYER HAD A TRIPLE-DOUBLE
Jordyn Cambridge • 15 reb, 13 pts, 10 ast vs. Texas A&M • 3.2.23

OPPONENT PLAYER HAD A TRIPLE-DOUBLE
Hannah Hidalgo • Notre Dame • 31 pts, 11 reb, 10 stl • 3.27.26

VANDY HAD 5 OR PLAYERS IN DBL FIGURES
Five Players • vs. Arizona • 11.23.26

VANDY HAD 10-PLUS PLAYERS SCORE
10 Players vs. Morehead State • 11.09.26

ALL VANDY PLAYERS WHO PLAYED SCORED
12 Players vs. Queens • 11.04.26

RECORD WHEN...

2026-27 OVERALL	6-1
AT HOME	5-0
ON THE ROAD	0-0
NEUTRAL GAMES	1-1
IN OVERTIME	0-0
IN DOUBLE OVERTIME	0-0
AFTER A WIN	4-1
AFTER A LOSS	2-0
LEADING AFTER 1ST QUARTER	6-0
TRAILING AFTER 1ST QUARTER	0-1
TIED SCORE AFTER 1ST QUARTER	0-0
LEADING AT HALFTIME	6-0
TRAILING AT HALFTIME	0-1
TIED AT HALFTIME	0-0
LEADING AFTER 3RD QUARTER	6-0
TRAILING AFTER 3RD QUARTER	0-1
TIED SCORE AFTER 3RD QUARTER	0-0
OUTSCORING OPP. IN 2ND HALF	5-1
OUTSCORED BY OPP. IN 2ND HALF	1-0
SCORING SAME PTS IN 2ND HALF	0-0
LEADING WITH 5 MIN. REMAINING	6-0
TRAILING WITH 5 MIN. REMAINING	0-1
TIED WITH 5 MIN. REMAINING	0-0
SCORING FEWER THAN 50 POINTS	0-0
SCORING 50-59 POINTS	0-0
SCORING 60-69 POINTS	0-1
SCORING 70-79 POINTS	0-0
SCORING 80-89 POINTS	1-0
SCORING 90-99 POINTS	1-0
SCORING 100+ POINTS	4-0
ALLOWING 39-OR-FEWER POINTS	0-0
ALLOWING 40-49 POINTS	2-0
ALLOWING 50-59 POINTS	3-0
ALLOWING 60-69 POINTS	1-1
ALLOWING 70-79 POINTS	0-0
ALLOWING 80-89 POINTS	0-0
SCORING 90-99 POINTS	0-0
ALLOWING 100+ POINTS	0-0
GAME DECIDED BY 1-POINT	0-0
GAME DECIDED BY 2-3 POINTS	0-0
GAME DECIDED BY 4-5 POINTS	0-0
GAME DECIDED BY 6-9 POINTS	0-0
GAME DECIDED BY 10-19 POINTS	0-1
GAME DECIDED BY 20-29 POINTS	0-0
GAME DECIDED BY 30-39 POINTS	2-0
GAME DECIDED BY 40-49 POINTS	1-0
GAME DECIDED BY 50-59 POINTS	3-0
GAME DECIDED BY 60+ POINTS	0-0
HIGHER FIELD GOAL PERCENTAGE	6-0
LOWER FIELD GOAL PERCENTAGE	0-1
SAME FIELD GOAL PERCENTAGE	0-0
SHOOTING LESS THAN 30%	0-0
SHOOTING 30-39%	0-1
SHOOTING 40-49%	2-0
SHOOTING 50-59%	3-0
SHOOTING 60+%	1-0
OPP. SHOOTING LESS 30%	0-0
OPP. SHOOTING 30-39%	4-0
OPP. SHOOTING 40-49%	2-1
OPP. SHOOTING 50+%	0-0
MORE MADE 3-PT THAN OPP.	4-0
FEWER MADE 3-PT THAN OPP.	1-1
SAME 3-PT MAKES AS OPP.	1-0
MAKING FEWER THAN FIVE 3-PT FG	2-1
MAKING BETWEEN 5-9 3-PT FG	2-0
MAKING 10-14 3-PT FG	2-0
MAKING 15+ 3-PT FG	0-0
ALLOWING FEWER THAN 5 3-PT FG	3-0
ALLOWING BETWEEN 5-9 3-PT FG	3-1
ALLOWING 10+ 3-PT FG	0-0
MAKING MORE FREE THROWS	6-0
MAKING FEWER FREE THROWS	0-1
MAKING SAME FREE THROWS	0-0
MAKING FEWER THEN 10 FREE THROWS	0-0
MAKING 10-19 FREE THROWS	4-1
MAKINGS 20+ FREE THROWS	2-0
OPP. MAKES 0-10 FREE THROWS	4-0
OPP. MAKES 10-19 FREE THROWS	2-1
OPP. MAKES 20+ FREE THROWS	0-0
OUTREBOUNDING OPP.	5-0
OUTREBOUNDED BY OPP.	0-1
SAME TOTAL OF REBOUNDS	1-0
FEWER THAN 10 ASSISTS	0-1
10-19 ASSISTS	1-0
20-24 ASSISTS	1-0
25+ ASSISTS	4-0
NO BLOCKS	0-0
1-4 BLOCKS	1-1
5+ BLOCKS	5-0
COMMITTING FEWER TURNOVERS	6-1
COMMITTING MORE TURNOVERS	0-0
COMMITTING SAME TURNOVERS	0-0
FORCING FEWER THAN 10 TURNOVERS	0-0
FORCING 10-19 TURNOVERS	0-1
FORCING 20-29 TURNOVERS	4-0
FORCING 30+ TURNOVERS	2-0
IN DAY GAMES	1-1
IN NIGHT GAMES	5-0
ON SUNDAY	0-1
ON MONDAY	3-0
ON TUESDAY	0-0
ON WEDNESDAY	3-0
ON THURSDAY	0-0
ON FRIDAY	0-0
ON SATURDAY	0-0
IN NOVEMBER	6-1
IN DECEMBER	0-0
IN JANUARY	0-0
IN FEBRUARY	0-0
IN MARCH	0-0
VS. SEC	0-0
VS. SEC AT MEMORIAL GYM	0-0
VS. SEC ON THE ROAD	0-0
VS. SEC IN NEUTRAL SITES	0-0
VS. RANKED OPPONENTS	0-1
VS. OPPONENTS RECEIVING VOTES	0-0
WINNING THE OPENING TIP	5-1
LOSING THE OPENING TIP	1-0
WEARING WHITE	5-0
WEARING VANDY SCRIPT WHITE	0-0
WEARING GRAY	1-0
WEARING GOLD	0-0
WEARING BLACK	0-1
WEARING V-LOGO BLACK	0-0
WEARING PLAY4KAY JERSEY	0-0

GAME LEADERS

OPPONENT	DATE	SCORE	W/L	POINTS	REBOUNDS	ASSISTS	STEALS	BLOCKS
Lipscomb	11-02-26	112-53	W	Blakes (27)	Blakes (9)	Galvan (11)	Blakes/Galvan/Greene (4)	Blakes/Johnson (2)
Queens	11-04-26	100-42	W	Blakes (24)	Blakes (5)	Galvan (6)	Jones (4)	Atamah (2)
Morehead State	11-09-26	102-50	W	Blakes (25)	Mitchell (10)	Galvan (10)	Atamah (4)	Blakes/Johnson (2)
Western Kentucky	11-11-26	101-59	W	Woolfolk (27)	Mitchell (7)	Galvan (6)	Jones (4)	Mitchell (3)
vs. Iowa	11-15-26	65-75	L	Blakes (20)	Blakes (8)	Galvan (4)	Blakes (6)	Johnson (2)
North Alabama	11-18-26	80-44	W	Woolfolk (19)	Atamah/Blakes/Johnson (6)	Blakes (6)	Woolfolk (4)	Johnson (3)
vs. Arizona	11-23-26	93-62	W	Woolfolk (25)	Blakes/Mitchell/Woolfolk (6)	Blakes (8)	Jones (5)	Glenn-Bello/Green (1)

POINTS	
Mikayla Blakes	4 (3-1)
Mia Woolfolk	3 (3-0)

REBOUNDS	
Mikayla Blakes	5 (4-1)
Aiyana Mitchell	3 (3-0)
Vernell Atamah	1 (1-0)
Jhai Johnson	1 (1-0)
Mia Woolfolk	1 (1-0)

ASSISTS	
Aubrey Galvan	5 (4-1)
Mikayla Blakes	2 (2-0)

STEALS	
Olivia Jones	3 (3-0)
Mikayla Blakes	2 (1-1)
Vernell Atamah	1 (1-0)
Aubrey Galvan	1 (1-0)
Madison Greene	1 (1-0)
Mia Woolfolk	1 (1-0)

BLOCKS	
Jhai Johnson	4 (3-1)
Mikayla Blakes	2 (2-0)
Vernell Atamah	1 (1-0)
Madison Greene	1 (1-0)
Saniyah Glenn-Bello	1 (1-0)
Aiyana Mitchell	1 (1-0)

GAME HIGHS & LOWS

HIGHS

Points	112	vs. Lipscomb (11/2/26)
FG Made	45	vs. Lipscomb (11/2/26)
FG Attempt	75	vs. WKU (11/11/26)
3-Pt FG Made	10	vs. Queens (11/4/26)
		vs. Morehead State (11/9/26)
3-Pt FG Attempt	26	vs. WKU (11/11/26)
FT Made	26	vs. Arizona (11/23/26)
FT Attempt	34	vs. Arizona (11/23/26)
Rebounds	43	vs. Morehead State (11/9/26)
Assists	27	vs. Lipscomb (11/2/26)
Steals	23	vs. Queens (11/4/26)
Blocks	7	vs. Lipscomb (11/2/26)
Turnovers	18	vs. Queens (11/4/26)
Fouls	20	vs. Iowa (11/15/26)

LOWS

Points	65	vs. Iowa (11/15/26)
FG Made	25	vs. Iowa (11/15/26)
FG Attempt	70	vs. Queens (11/4/26)
		vs. Iowa (11/15/26)
3-Pt FG Made	3	vs. Iowa (11/15/26)
		vs. Arizona (11/23/26)
3-Pt FG Attempt	16	vs. Arizona (11/23/26)
FT Made	11	vs. WKU (11/11/26)
FT Attempt	13	vs. WKU (11/11/26)
Rebounds	35	vs. Arizona (11/23/26)
Assists	7	vs. Iowa (11/15/26)
Steals	9	vs. Iowa (11/15/26)
Blocks	2	vs. Arizona (11/23/26)
Turnovers	7	vs. WKU (11/11/26)
Fouls	11	vs. Queens (11/4/26)

VANDERBILT STATS

BENCH PRODUCTION

Game	VU-OPP	Diff.	Top Bench Scorer
Lipscomb	41-19	+22	Madison Greene (19)
Queens	24-22	+2	Aiyana Mitchell (10)
Morehead State	30-16	+14	Aiyana Mitchell (15)
WKU	19-12	+7	J. Johnson/T. Wilson (6)
vs. Iowa	5-21	-16	Jhai Johnson (3)
North Alabama	19-33	-14	Jhai Johnson (10)
vs. Arizona	18-10	+8	Madison Greene (12)
Total	**156-133**	**+23**	**Madison Greene, 40 pts**
AVG.	**22.3-19.0**	**+3.3**	**Aiyana Mitchell 7.4**

SPECIALTY STATS

Team	Off. TO	PAINT	2nd CHANCE	FAST BREAK
Lipscomb	42-3	62-16	13-5	33-12
Queens	56-18	54-24	10-13	26-10
Morehead State	36-11	42-32	15-6	27-11
WKU	29-2	64-20	20-8	20-8
vs. Iowa	15-3	30-38	13-13	4-14
North Alabama	39-11	50-24	17-7	22-0
vs. Arizona	36-8	48-36	10-8	22-13
Total	**253-56**	**350-190**	**98-60**	**154-68**
AVG.	**36.1-8.0**	**50.0-27.1**	**14.0-8.6**	**22.0-9.7**

GAME-BY-GAME STATS

				Total		3-Pointers		Free throws		Rebounds										
Opponent	**Date**	**Score**		**FG-FGA**	**PCT**	**3FG-3FGA**	**PCT**	**FT-FTA**	**PCT**	**OFF**	**DEF**	**TOT**	**AVG**	**PF**	**A**	**TO**	**BLK**	**STL**	**PTS**	**AVG**
Lipscomb	11/02/2026	112-53	W	45-72	.625	8-21	.381	14-20	.700	12	28	40	40.0	17	27	11	7	22	112	112.0
Queens (NC)	11/04/2026	100-42	W	39-70	.557	10-25	.400	12-22	.545	18	21	39	39.5	11	25	18	5	23	100	106.0
Morehead St.	11/09/2026	102-50	W	36-73	.493	10-25	.400	20-24	.833	22	21	43	40.7	17	25	10	6	18	102	104.7
Western Ky.	11/11/2026	101-59	W	41-75	.547	8-26	.308	11-13	.846	14	24	38	40.0	10	26	7	5	13	101	103.8
vs Iowa	11/15/2026	65-75	L	25-70	.357	3-19	.158	12-18	.667	13	25	38	39.6	20	7	8	3	9	65	96.0
North Ala.	11/18/2026	80-44	W	31-64	.484	4-18	.222	14-16	.875	17	21	38	39.3	17	16	13	6	13	80	93.3
vs Arizona	11/23/2026	93-62	W	32-64	.500	3-16	.188	26-34	.765	10	25	35	38.7	17	23	11	2	15	93	93.3
Total		**653**		**249-488**	**.510**	**46-150**	**.307**	**109-147**	**.741**	**106**	**165**	**271**	**38.7**	**109**	**149**	**78**	**34**	**113**	**653**	**93.3**
Opponents		385		144-370	.389	34-131	.260	63-94	.670	76	148	224	32.0	132	80	187	9	35	385	55.0

Vanderbilt Averages

Games Played	Points/ game	FG Pct	3FG Pct	FT Pct	Rebounds/ game	Assists/ game	Turnovers/ game	Assist/Turnover ratio	Steals/ game	Blocks/ game
7	93.3	51.0	30.7	74.1	38.7	21.3	11.1	1.9	16.1	4.9

GAME COMPARISON

Opponent	1st	2nd	3rd	4th	Final	Mar	Total FG	FG Pct	3-Pointers	3FG Pct	Free Throws	FT Pct	Rebs	Mar	Ast	TOver	Block	Steal	Fouls
Lipscomb	27-15	**36**-9	23-7	**26-22**	**112**-53	**+59**	**45**-72/18-59	**.625**/***.305***	8-***21***/**9-28**	.381/**.321**	14-20/8-9	.700/.889	40/30	+10	**27**/12	11/31	**7**/***1***	22/***3***	17/18
Queens	**38-*4***	35-***7***	***16***-12	***11***-19	100-***42***	+58	39-70/***17***-50	.557/.340	**10**-25/***2***-11	**.400**/***.182***	12-22/6-***6***	***.545***/**1.000**	39/29	+10	***25***/***6***	**18**/**36**	**5**/3	**23**/10	***11***/***17***
Morehead St.	28-10	25-**16**	**30**-15	19-***9***	102-50	+52	36-73/19-48	.493/.396	**10**-25/***2-10***	**.400**/.200	**20-24**/10-18	.833/***.556***	**43**/26	**+17**	***25***/7	10/27	6/***1***	18/5	17/**21**
Western Ky.	31-**18**	26-***7***	23-**21**	21-13	101-59	+42	41-**75**/23-55	.547/**.418**	8-**26**/6-23	.308/.261	***11-13***/7-7	**.846**/**1.000**	***38***/30	+8	26/16	***7/22***	***5***/***1***	***13***/4	***11***/***17***
vs. Iowa	***10-24***	***10***-15	20-19	25-17	***65-75***	***-10***	***25***-70/**27-62**	***.357***/**.418**	***3***-19/7-**28**	***.158***/.250	12-18/**14-25**	.667/.560	***38***/**49**	***-10***	**7**/**20**	8/14	3/2	9/14	**20**/***17***
North Alabama	21-11	22-10	22-***5***	15-18	80-44	+36	31-***64***/***17-44***	.484/.386	4-***18***/5-18	.222/.278	14-16/***5***-8	.875/.625	***38***/***25***	+13	16/8	13/28	6/***1***	13/***22***	17/20
SEASON TOTAL	***155-82***	***154-64***	***137-72***	***117-98***	***560-323***	***+237***	***217-424/121-318***		***43-134/31-118***		***83-113/50-73***		***236/189***	***+47***	***126/69***	***67/158***	***32/9***	***98/30***	***92/106***
SEASON AVG	***25.8-13.7***	***25.7-10.7***	***22.8-12.0***	***19.5-16.3***	***93.3-53.8***	***39.5.2***	***36.2-70.7/20.2-53.0***	***.512/.381***	***7.2-22.3/5.2-19.7***	***.321/.263***	***13.8-18.8/8.3-12.2***	***.735/.685***	***39.3/31.5***	***+6.8***	***21.0/11.5***	***11.2/26.3***	***5.3/1.5***	***16.3/5.0***	***15.3/17.7***

SEASON HIGH | ***SEASON LOW***



SHEA RALPH

HEAD COACH

Sixth Season
UConn • '01



Shea Ralph was named Vanderbilt women's basketball's sixth head coach on April 13, 2021. The 2026-27 campaign marks her sixth season leading the Commodores.

In just six seasons, Ralph has restored Vanderbilt to a place among the elite in women's college basketball and guided the Commodores to record-breaking achievements. In addition to recruiting elite student-athletes to play a collaborative style built on trust and accountability, she has fostered an environment that allows each individual to grow.

The seven-time NCAA champion ended the Dores' 10-year March Madness drought in her third season at the helm (2023-24), and she has now guided Vandy to three straight NCAA Tournaments (2024-26). The current March Madness streak marks Vanderbilt's longest since earning 15-straight bids from 1999-2014.

The Fayetteville, North Carolina, native and UConn graduate is 102-64 (.614) during her five seasons in the Music City. Vanderbilt has gone 74-26 (.740) over the last three seasons, which includes 30 victories over SEC teams during that time. Ralph has collected 11 wins over ranked teams at Vanderbilt, and she is the only Commodore women's basketball head coach to defeat in-state rival Tennessee three straight times.

Ralph became the first head coach in program history to be named SEC Coach of the Year, as in 2025-26 she guided the Commodores to a 29-5 season, a school-record 13-win SEC campaign, a top-five ranking and a Sweet 16 appearance.

She is the first Vandy women's basketball head coach to be named a consensus national coach of the year. Ralph was selected as the country's top head coach in 2025-26 by the Associated Press, WBCA, USBWA and Naismith Awards. Additionally, Ralph was named coach of the year by seven different national outlets. She joins Jim Foster (1992-93; WBCA) as the only Vanderbilt women's basketball head coaches to earn a national coach of the year honor.

Ralph's keen eye for talent and her holistic approach in player development have helped several players flourish to new heights during their time as Commodores.
Since arriving in Music City, Vanderbilt has had a national player of the year finalist, two players earn three All-American selections, an SEC Player of the Year, two SEC Freshman of the Year honorees and the school's first national freshman of the year recipient. Additionally, in 2025-26, the Commodores became just the fourth SEC program to have an SEC Coach of the Year, SEC Player of the Year (Mikayla Blakes) and SEC Freshman of the Year (Aubrey Galvan) in the same season.



In 2024-25, the head coach developed Mikayla Blakes and Khamil Pierre to All-American status. Blakes went on to become the program's first WBCA Tamika Catchings National Freshman of the Year award winner, in addition to being named the Dores' third SEC Freshman of the Year. A season later, Blakes was named unanimous first-team All-American and became the school's second SEC Player of the Year after leading the nation in scoring. Aubrey Galvan gave Vanderbilt its second-straight SEC Freshman of the Year honor in 2025-26.

Ralph has coached a total of three All-SEC players in Mikayla Blakes (1st – 2024-25, 2025-26), Iyana Moore (2nd -2023-24) and Caja Harbison (2nd – 2022-23) and has had five Commodores selected to the All-SEC Freshman Team. Additionally, 11 student-athletes selected to the SEC Winter Academic Honor Roll during her tenure.

Memorial Magic has returned under Ralph. The Commodores are 43-9 at Memorial Gymnasium over the last three seasons. Vanderbilt won a school-record 18 home games in 2025-26, posting the school's first undefeated campaign at Memorial Gym. Vandy has seen its attendance increase each season under Ralph, as the Commodores have ranked inside the top 35 nationally in average attendance in each of the last two seasons coming into the 2026-27 campaign.

In her fifth season at the helm in 2025-26, Ralph took a Vanderbilt team that returned just one starter from a season ago to the most successful regular season in school history and a top-10 national ranking. The Commodores went 29-5 overall and posted a school-record 27 regular-season victories. The Dores went 13-3 in SEC games, as the 13 victories set the school record for most conference wins in a season and tied for second in the SEC, matching the best conference finish in program history. The 29 overall wins are third-most in school history, only behind the school record of 30 set by the 1992-93 and 2001-02 teams.

Ralph guided Vanderbilt to a top-five ranking in both the AP Top 25 and the USA Today/WBCA coaches poll for the first time since the 2001-02 season, as the Commodores were ranked as high as No. 4 in the USA Today/WBCA Coaches Poll and No. 5 in the Associated Press Top 25. The Commodores spent seven weeks inside the top five, while Vanderbilt was ranked in the top 10 in both polls for 12 consecutive weeks to close the season. The Dores concluded the 2025-26 season ranked No. 8 in the USA Today/WBCA Coaches Poll and No. 10 in the AP Top 25, the first time Vanderbilt has ended a season ranked inside the top 10 in both polls since 2001-02.

THE RALPH FILE

Head Coach • Vanderbilt (2021-Current)

- 108-65 overall record in six seasons at Vanderbilt
- 2025-26 National Coach of the Year (USBWA, The Sporting News, The Athletic, ESPN)
- 2025-26 SEC Coach of the Year (Coaches and USA TODAY)
- First Vanderbilt head coach to win SEC Coach of the Year and the second to win a National Coach of the Year award
- Set school record for most regular-season wins in 2025-26 with 27 victories
- Led Vandy to 13 SEC wins in 2025-26 to set the school record for most league wins in a season
- In 2025-26, led the Dores to their first top-five ranking in the AP top 25 & Coaches Poll since 2001-02
- Led the Commodores to three-straight NCAA Tournament appearances (2023-26)
- In 2023-24, guided Vanderbilt to its first NCAA Tournament bid in 10 seasons and posted the Dores' first NCAA Tournament victory since 2013
- Posted the largest win improvement from one season to next in school history during the 2023-24 season, as Vandy's 23 victories marked an 11-win improvement from 2022-23
- Led Vanderbilt to its first postseason bid since the 2013-14 campaign with an appearance in the 2022 WNIT in her debut season in 2021-22
- Six players have earned All-SEC honors under Ralph

Assistant Coach
UConn (2008-2021)

- 462-22 in 13 seasons as an assistant coach at UConn
- Won Six NCAA National Championships
- 12 Final Four Appearances
- 16 Conference Titles
- Coached 21 WNBA Draft Picks, 9 top-5 picks, three No. 1 picks

Assistant Coach
Pittsburgh (2003-2008)

- 86-66 in five seasons as an assistant coach at Pittsburgh
- 2008 Sweet 16 Appearance
- Two NCAA Tournament Appearances (2007 & 08)
- 2006 WNIT Final Four

Player
UConn (1996-2001)

- Drafted by Utah Starzz in 2001 WNBA Draft
- Scored 1,678 career points, Ranks 8th in UConn history
- Won 2000 NCAA National Championship
- 2000 NCAA Women's Final Four MVP
- 2000 Big East Player of the Year
- 2000 All-American
- 2000 Sports Illustrated Women's College Player of the Year
- Honda Award Winner

In her fourth season in 2024-25, Ralph guided the Commodores to a 22-11 overall record and an 8-8 mark in SEC play. She led Vanderbilt to its second straight NCAA Tournament, earning an at-large bid as the No. 7 seed in the Birmingham Region 2.

Ralph developed the nation's best backcourt during the 2025-26 season. Mikayla Blakes was named the SEC Player of the Year, while first-year point guard Aubrey Galvan was selected as SEC Freshman of the Year. Additionally, Blakes was a consensus first-team All-American and finalist for the Honda Award, Naismith Player of the Year and Wade Trophy.



Vanderbilt went 23-10 in Year 3 under Ralph's direction, as the Commodores made their first appearance in the NCAA Tournament since the 2013-14 campaign.

Ralph orchestrated one of the biggest turnarounds in program history during the 2023-24 season. The 23 wins marked an 11-win improvement from the previous season, which is the second-largest win improvement from one season to the next in program history.

Vanderbilt was hit hard with a plethora of preseason injuries to begin Ralph's second season. She was able to rally the Commodores and record a second-straight double-digit win season, marking the first time in six years that Vandy has posted back-to-back double-digit win campaigns.

In her inaugural season, Ralph led Vanderbilt to its first postseason appearance since 2014. The Commodores reached the third round of the Women's National Invitation Tournament (WNIT), their longest postseason run since 2013. Vanderbilt also recorded its first SEC Tournament victory in six years when it defeated Texas A&M 85-69 on March 2, 2022.

A seven-time national champion as a student-athlete or coach, Ralph arrived at Vanderbilt after spending the previous 13 seasons as an assistant coach alongside Geno Auriemma at the University of Connecticut. While serving as a coach at her alma mater, Ralph helped guide the Huskies to 12 Final Four appearances and six national championships, including a record four consecutive titles from 2013-16.

Ralph was an instrumental figure in recruiting and player development with the Huskies. She mentored standouts like Paige Bueckers, who in 2020-21 became the first freshman to sweep the major national player-of-the-year awards: the Naismith Trophy, Associated Press Player of the Year, USBWA National Player of the Year, Lieberman Award and Wooden Award.
In all, Ralph worked with 21 WNBA draft picks at UConn, including nine top-five picks and three No. 1 overall selections: Tina Charles, Maya Moore and Breanna Stewart.

SEASON	TEAM	OVERALL	CONF.	CONF. FINISH	POSTSEASON
1996-97	UConn (Player)	33-1	18-0	1st	Elite Eight
1997-98	UConn (Redshirted)	34-3	17-1	1st	Elite Eight
1998-99	UConn (Player)	29-5	17-1	T-1st	Sweet 16
1999-00	UConn (Player)	36-1	18-0	T-1st	***NCAA Champions***
2000-01	UConn (Player)	32-3	17-1	1st	Final Four
2003-04	Pittsburgh (AC)	6-20	2-14	13th	--
2004-05	Pittsburgh (AC)	13-15	5-11	10th	--
2005-06	Pittsburgh (AC)	22-11	9-7	T-6th	WNIT Final Four
2006-07	Pittsburgh (AC)	24-9	10-6	T-5th	NCAA 2nd Round
2007-08	Pittsburgh (AC)	24-11	10-6	T-5th	Sweet 16
2008-09	UConn (AC)	39-0	16-0	1st	***NCAA Champions***
2009-10	UConn (AC)	39-0	16-0	1st	***NCAA Champions***
2010-11	UConn (AC)	36-2	16-0	1st	Final Four
2011-12	UConn (AC)	33-5	13-3	T-2nd	Final Four
2012-13	UConn (AC)	35-4	14-2	2nd	***NCAA Champions***
2013-14	UConn (AC)	40-0	18-0	1st	***NCAA Champions***
2014-15	UConn (AC)	38-1	18-0	1st	***NCAA Champions***
2015-16	UConn (AC)	38-0	18-0	1st	***NCAA Champions***
2016-17	UConn (AC)	36-1	16-0	1st	Final Four
2017-18	UConn (AC)	36-1	16-0	1st	Final Four
2018-19	UConn (AC)	35-3	16-0	1st	Final Four
2019-20	UConn (AC)	29-3	16-0	1st	NCAA Tournament Canceled
2020-21	UConn (AC)	28-2	18-0	1st	Final Four
2021-22	Vanderbilt (HC)	16-19	4-12	T-12th	WNIT Sweet 16
2022-23	Vanderbilt (HC)	12-19	3-13	12th	--
2023-24	Vanderbilt (HC)	23-10	9-7	6th	NCAA 1st Round
2024-25	Vanderbilt (HC)	22-11	8-8	T-8th	NCAA 1st Round
2025-26	Vanderbilt (HC)	29-5	13-3	T-2nd	NCAA Sweet 16
2025-26	Vanderbilt (HC)	6-1	0-0	- -	- -

RALPH OVERALL CAREER RECORD

SCHOOL	POS.	RECORD	CONF	POSTSEASON
UConn (1996-01)	Player	164-13	87-3	5 NCAA Tourn. • 1 NCAA Title • 2 Final Fours • 4 Elite Eights • 5 Sweet 16
Pittsburgh (2003-08)	Ast. Coach	89-66	36-44	2 NCAA Tourn. • 1 Sweet 16 • 2 NCAA 2nd Rd • 1 WNIT Final Four
UConn (2008-21)	Ast. Coach	462-19	211-5	12 NCAA Tourn. • 6 NCAA Title • 12 Final Fours • 4 Perfect Seasons
Vandy (2021-Pres.)	**Head Coach**	**108-65**	**37-43**	**3 NCAA Tourn. • 1 WNIT Sweet 16**
TOTAL	***28 Seasons***	***823-163***	***371-95***	***22 NCAA Tourn. • 7 NCAA Titles • 14 Final Fours • 18 Elite Eights***

RALPH UCONN PLAYING STATS

YEAR	GP	MIN	AVG	FG	FGA	FG%	3FG	3FGA	3P%	FT	FTA	FT%	REB	AVG	AST	AVG	TO	STL	AVG	PTS	AVG
1996-97	31	676	21.8	116	209	.555	7	30	.233	115	138	.833	140	4.5	59	1.9	65	35	1.1	354	11.4
1997-98	REDSHIRTED - INJURY																				
1998-99	30	727	24.2	164	277	.559	31	75	.413	144	180	.800	113	3.8	94	3.1	78	69	3.1	503	16.8
1999-00	37	1051	28.4	184	295	.624	22	55	.400	139	170	.818	138	3.7	181	4.9	90	95	4.9	529	14.3
2000-01	30	710	23.7	98	189	.519	21	63	.333	75	93	.806	119	4.0	122	4.1	57	53	4.1	292	9.7
TOTAL	**128**	**3164**	**24.7**	**562**	**970**	**.579**	**81**	**223**	**.363**	**473**	**747**	**.814**	**510**	**4.0**	**456**	**3.6**	**290**	**252**	**2.0**	**1678**	**13.1**

Before returning to UConn as an assistant, Ralph spent five seasons at the University of Pittsburgh from 2003-08. She was instrumental in a period of unprecedented success, helping the Panthers improve from single-digit victories to at least 22 victories in each of her final three seasons. Pitt also reached the Sweet 16 for the first time in program history in 2008.

As one of the most celebrated student-athletes in women's basketball history, Ralph ranks eighth in UConn's storied record book with 1,678 points. She also ranks among the program's all-time top 10 in career assists (456), steals (252) and field goal percentage (57.9). Ralph graduated from Connecticut in 2001 with a degree in exercise physiology.

In leading UConn to a national championship in 2000, Ralph was named an All-American and Big East Player of the Year. She was selected as the most valuable player in the 2000 NCAA Women's Final Four. She also won the Honda Award, presented to the premier female student-athlete in 12 collegiate sports, and the "Sports Illustrated for Women" Player of the Year.

Ralph was selected by the Utah Starzz in the 2001 WNBA Draft, but was unable to pursue a professional career due to a knee injury.

Ralph and her husband, Tom Garrick, have one daughter, Maysen. Currently a member of the Vanderbilt coaching staff, Garrick served as head coach of the UMass-Lowell women's basketball program from 2018-21 and previously served as a Vanderbilt assistant from 2009-15.



0 OLIVIA JONES

@oliviaj_01
@isthatojjj
@oliviaj_013

G • 5-11 • Fr. • Bay Shore, N.Y. • Long Island Lutheran HS

SEASON HIGHS

Points	15 • Queens (11/4/26)
FG Made	5 • Queens (11/4/26)
FG Attempts	9 • Morehead State (11/9/26)
3-Pt Made	2 • Queens (11/4/26)
3-Pt Attempt	5 • Morehead State (11/9/26)
FT Made	3 • Queens (11/4/26)
FT Attempt	5 • Queens (11/4/26)
Rebounds	5 • Morehead State (11/9/26)
Assists	5 • Western Kentucky (11/11/26)
Steals	5 • vs. Arizona (11/23/26)
Blocks	1 • Lipscomb (11/2/26)
Minutes	35 • vs. Iowa (11/15/26)

CAREER HIGHS

Points	15 • Queens (11/4/26)
FG Made	5 • Queens (11/4/26)
FG Attempts	9 • Morehead State (11/9/26)
3-Pt Made	2 • Queens (11/4/26)
3-Pt Attempt	5 • Morehead State (11/9/26)
FT Made	3 • Queens (11/4/26)
FT Attempt	5 • Queens (11/4/26)
Rebounds	5 • Morehead State (11/9/26)
Assists	5 • Western Kentucky (11/11/26)
Steals	5 • vs. Arizona (11/23/26)
Blocks	1 • Lipscomb (11/2/26)
Minutes	35 • vs. Iowa (11/15/26)

- **Consensus 5-star recruit in the 2026 class, as every major recruiting outlet has her ranked inside the top 20 nationally**
- **Second-highest-ranked signee Ralph has landed at Vanderbilt and the fifth 5-star recruit to sign at Vandy under Ralph**
- **Became the second Vanderbilt signee under Ralph to play in the McDonald's All-America Game**
- **Two-time gold medalist, helping USA Basketball win the 2026 FIBA U17 Women's World Cup and the 2025 FIBA U16 Women's AmeriCup**
- **Played at Long Island Lutheran High School and averaged 19.1 points, 7.1 rebounds and 3.6 assists playing against a national schedule**
- **Fifth 5-star recruit to sign at Vandy under Ralph**

SUPERLATIVES	'26-27	CAREER
10+ POINTS	2	2
15+ POINTS	1	1
20+ POINTS	- -	- -
25+ POINTS	- -	- -
30+ POINTS	- -	- -
40+ POINTS	- -	- -
50+ POINTS	- -	- -
MADE 3+ 3-PT FG	- -	- -
10+ REBS	- -	- -
5+ ASSISTS	1	1
3+ ASSISTS	1	1

SUPERLATIVES	'26-27	CAREER
5+ STEALS	1	1
3+ STEALS	3	3
2+ BLOCKS	- -	- -
DOUBLE-DOUBLES	- -	- -
LED VANDY IN PTS	- -	- -
LED VANDY IN REB	- -	- -
LED VANDY IN AST	- -	- -
LED VANDY IN STL	3	3
LED VANDY IN BLK	- -	- -

GAME-BY-GAME

DATE	OPPONENT	GS	MIN	FGM/A	FG%	3FG/A	3P%	FTM/A	FG%	OFF	DEF	TOT	AVG	PF	AST	T/O	BLK	STL	PTS	AVG
11.2.26	LIPSCOMB	*	18:53	4-7	.571	0-2	.000	0-0	.000	0	1	1	1.0	4	0	2	1	1	8	8.0
11.4.26	QUEENS	*	22:16	5-7	.714	2-4	.500	3-5	.600	1	3	4	2.5	0	2	1	0	4	15	11.5
11.9.26	MOREHEAD STATE	*	25:09	1-9	.111	1-5	.200	0-0	.000	2	3	5	3.3	2	1	0	0	2	3	8.7
11.11.26	WKU	*	26:34	4-6	.667	0-1	.000	6-6	1.000	1	2	3	3.3	1	5	1	0	4	14	10.0
11.15.26	VS. IOWA	*	35:22	1-8	.125	0-2	.000	1-4	.250	0	1	1	2.8	3	0	0	0	0	3	8.6
11.18.26	NORTH ALABAMA	*	23:22	1-5	.200	1-2	.500	2-2	1.000	2	2	4	3.0	1	0	1	0	0	5	8.0
11.23.26	VS. ARIZONA	*	28:48	3-6	.500	1-2	.500	0-0	.000	1	3	4	3.1	3	1	1	0	5	7	7.9
TOTAL		**7**	**180:24**	**19-48**	**.396**	**5-18**	**.278**	**12-17**	**.706**	**7**	**15**	**22**	**3.1**	**14**	**9**	**6**	**1**	**16**	**55**	**7.9**

CAREER STATS

YEAR	GP	GS	MIN	AVG	FG	FGA	PCT	3FG	3FGA	3PCT	FT	FTA	PCT	OFF	DEF	TOT	AVG	PF	FO	AST	TO	BLK	STL	PTS	AVG
2026-27	7	7	180	25.8	19	48	.396	5	18	.278	12	17	.706	7	15	22	3.1	14	0	9	6	1	16	55	7.9
CAREER	**7**	**7**	**180**	**25.8**	**19**	**48**	**.396**	**5**	**18**	**.278**	**12**	**17**	**.706**	**7**	**15**	**22**	**3.1**	**14**	**0**	**9**	**6**	**1**	**16**	**55**	**7.9**



1 MIKAYLA BLAKES

@MikaylaBlakes
@MikaylaBlakes
@MikaylaBlakes

G • 5-8 • Jr. • Somerset, N.J. • Rutgers Prep HS

SEASON HIGHS

Points	27 • Lipscomb (11/2/26)
FG Made	11 • Lipscomb (11/2/26)
FG Attempts	22 • vs. Iowa (11/15/26)
3-Pt Made	4 • Queens (11/4/26)
3-Pt Attempt	9 • 2x, Last Morehead State (11/9/26)
FT Made	12 • vs. Arizona (11/23/26)
FT Attempt	15 • vs. Arizona (11/23/26)
Rebounds	9 • Lipscomb (11/2/26)
Assists	8 • vs. Arizona (11/23/26)
Steals	6 • vs. Iowa (11/15/26)
Blocks	2 • 2x, Last: Morehead State (11/9/26)
Minutes	40 • vs. Iowa (11/15/26)

CAREER HIGHS

Points	55 • at Auburn (02/16/25)
FG Made	16 • at Florida (01/30/25)
FG Attempts	28 • at Auburn (02/16/25)
3-Pt Made	7 • at Oklahoma (02/20/25)
3-Pt Attempt	14 • 2x, Last: vs. Ole Miss (03/06/26)
FT Made	23 • at Auburn (02/16/25)
FT Attempt	24 • at Auburn (02/16/25)
Rebounds	10 • at Western Kentucky (11/19/25)
Assists	8 • 3x, Last: Florida (02/01/26)
Steals	7 • Appalachian State (12/1/24)
Blocks	2 • 3x, Last: Morehead State (11/9/26)
Minutes	45 • at Auburn (02/18/25)

- 14-time All-American
- 60-game streak with 10-plus points is the third-longest active streak in NCAA DI
- NCAA freshman single-game scoring record (55 points at Auburn, Feb. 16, 2025)
- NCAA sophomore season scoring record (918 points in 2025-26)
- Ranks sixth on the Vanderbilt all-time scoring list with 1,834 pts
- 2026-26 Finalist for the Wade Trophy, Wooden Award, Naismith Trophy & Honda Award
- 2025-26-SEC Player of the Year (Coaches, USA Today)
- 2025-26 NCAA Division I Scoring Champion (27.0 ppg)
- Fastest SEC player to score 1,000 career points in the NCAA era (1981-82), and was the quickest Commodore to score 1,000 points, at 42 games
- Anne Meyers Drysdale Shooting Guard of the Year Award winner ('26)
- USBWA Tamika Catchings National Freshman of the Year (2024-25)
- 2024-25 SEC Freshman of the Year (Coaches) & SEC Newcomer of the Year (USA Today)

SUPERLATIVES	'26-27	CAREER
10+ POINTS	7	73
15+ POINTS	6	65
20+ POINTS	5	54
25+ POINTS	2	33
30+ POINTS	1	18
40+ POINTS	- -	2
50+ POINTS	- -	2
MADE 5+ 3-PT FG	- -	12
MADE 3+ 3-PT FG	2	30
10+ REBS	1	2
5+ ASSISTS	4	29
3+ ASSISTS	6	45

SUPERLATIVES	'26-27	CAREER
5+ STEALS	1	4
3+ STEALS	7	47
2+ BLOCKS	2	3
DOUBLE-DOUBLES	- -	2
LED VANDY IN PTS	5	54
LED VANDY IN REB	5	11
LED VANDY IN AST	3	44
LED VANDY IN STL	2	49
LED VANDY IN BLK	2	11

GAME-BY-GAME

DATE	OPPONENT	GS	MIN	FGM/A	FG%	3FG/A	3P%	FTM/A	FG%	OFF	DEF	TOT	AVG	PF	AST	T/O	BLK	STL	PTS	AVG
11.2.26	LIPSCOMB	*	26:42	11-18	.611	0-2	.000	5-5	1.000	3	6	9	9.0	2	6	1	2	4	27	27.0
11.4.26	QUEENS	*	22:36	9-17	.529	4-9	.444	2-2	1.000	2	3	5	7.0	1	3	1	0	3	24	25.5
11.9.26	MOREHEAD STATE	*	30:05	7-15	.467	3-9	.333	8-8	1.000	3	0	3	5.7	4	6	0	2	3	25	25.3
11.11.26	WKU	*	30:00	6-15	.400	0-5	.000	0-0	.000	1	2	3	5.0	1	3	0	0	3	12	22.0
11.15.26	VS. IOWA	*	40:00	6-22	.273	1-7	.143	7-7	1.000	2	6	8	5.6	3	1	0	0	6	20	21.6
11.18.26	NORTH ALABAMA	*	27:29	6-13	.462	1-6	.167	2-2	1.000	4	2	6	5.7	3	6	2	0	3	15	20.5
11.23.26	VS. ARIZONA	*	34:22	6-15	.400	0-4	.000	12-15	.800	0	6	6	5.7	3	8	2	0	3	24	21.0
TOTAL		**7**	**211:14**	**51-115**	**.443**	**9-42**	**.214**	**36-39**	**.923**	**15**	**25**	**40**	**5.7**	**17**	**33**	**6**	**4**	**25**	**147**	**21.0**

CAREER STATS

YEAR	GP	GS	MIN	AVG	FG	FGA	PCT	3FG	3FGA	3PCT	FT	FTA	PCT	OFF	DEF	TOT	AVG	PF	FO	AST	TO	BLK	STL	PTS	AVG
2025-26	33	32	1062	32.2	250	548	.456	76	222	.342	193	218	.885	48	65	113	3.4	82	2	105	96	8	78	769	23.3
2025-26	34	34	1182	34.8	307	673	.456	93	259	.359	211	245	.861	35	104	139	4.1	65	0	154	103	9	98	918	27.0
2026-27	7	7	211	30.2	51	115	.443	9	42	.214	36	39	.923	15	25	40	5.7	17	0	33	6	4	25	147	21.0
CAREER	**74**	**73**	**2455**	**33.2**	**608**	**1336**	**.455**	**178**	**523**	**.340**	**440**	**502**	**.876**	**98**	**194**	**292**	**3.9**	**164**	**2**	**292**	**205**	**21**	**201**	**1834**	**24.8**



2 SANIYAH GLENN-BELLO

@saniyahglennbello
@saniyah_sgb
@saniyahglennbello

G • 6-1 • Gr. • Staten Island, N.Y. • Harvard

SEASON HIGHS

Points	2 • Queens (11/4/26)
FG Made	1 • Queens (11/4/26)
FG Attempts	2 • Queens (11/4/26)
3-Pt Made	-- • --
3-Pt Attempt	1 • Western Kentucky (11/11/26)
FT Made	3 • North Alabama (11/18/26)
FT Attempt	4 • North Alabama (11/18/26)
Rebounds	2 • Queens (11/4/26)
Assists	3 • Lipscomb (11/2/26)
Steals	3 • Queens (11/4/26)
Blocks	-- • --
Minutes	12 • Lipscomb (11/2/26)

CAREER HIGHS

Points	20 • Delaware (12/29/25)
FG Made	7 • 3x, Last: Yale (01/30/26)
FG Attempts	18 • vs. South Florida (11/26/25)
3-Pt Made	5 • Brown (01/31/26)
3-Pt Attempt	7 • 3x, Last: Princeton (02/28/26)
FT Made	7 • 7x, Last: Delaware (12/29/25)
FT Attempt	8 • at Columbia (03/07/26)
Rebounds	10 • 2x, Last: vs. Alabama (11/24/25)
Assists	9 • Stony Brook (12/05/25)
Steals	5 • Navy (03/19/26)
Blocks	5 • Stony Brook (12/05/25)
Minutes	42 • vs. Columbia (03/10/23)

- **Appeared in 112 games with 94 career starts over four seasons at Harvard (2022-26) and has one year of eligibility with the Dores in 2026-27**
- **Won the 2025 Ivy League Tournament Championship & NCAA Tournament participant**
- **Part of three 20-wins seasons at Harvard and won 80 games in total with the Crimson**
- **Coming off a 2025-26 season where she averaged a career-high 11.1 ppg, shot 36.4 percent from the floor and 31.7 percent from 3-point range**
- **Last season, led Harvard in blocks (37) and ranked second in steals (48) and third in assists (61)**
- **Played prep ball at Christ the King in Queens, New York, where she won a state title and scored over 1,000 career points**

SUPERLATIVES	'26-27	CAREER
10+ POINTS	--	32
15+ POINTS	--	6
20+ POINTS	--	1
25+ POINTS	--	--
MADE 5+ 3-PT FG	--	1
MADE 3+ 3-PT FG	--	6
10+ REBS	--	2
5+ ASSISTS	--	6
3+ ASSISTS	1	20

SUPERLATIVES	'26-27	CAREER
5+ STEALS	--	1
3+ STEALS	1	16
2+ BLOCKS	--	15
DOUBLE-DOUBLES	--	1
LED VANDY IN PTS	--	--
LED VANDY IN REB	--	--
LED VANDY IN AST	--	--
LED VANDY IN STL	--	--
LED VANDY IN BLK	--	--

GAME-BY-GAME

DATE	OPPONENT	GS	MIN	FGM/A	FG%	3FG/A	3P%	FTM/A	FG%	OFF	DEF	TOT	AVG	PF	AST	T/O	BLK	STL	PTS	AVG
11.2.26	LIPSCOMB		12:08	0-1	.000	0-0	.000	1-2	.500	1	0	1	1.0	1	3	1	0	0	1	1.0
11.4.26	QUEENS		11:04	1-2	.500	0-0	.000	0-2	.000	2	0	2	1.5	1	2	0	0	3	2	1.5
11.9.26	MOREHEAD STATE		07:02	0-0	.000	0-0	.000	0-0	.000	0	1	1	1.3	1	0	1	0	0	0	1.0
11.11.26	WKU		06:38	0-1	.000	0-1	.000	0-0	.000	0	1	1	1.3	1	1	0	0	0	0	0.8
11.15.26	VS. IOWA							DID NOT PLAY												
11.18.26	NORTH ALABAMA		08:43	0-0	.000	0-0	.000	3-4	.750	0	0	0	1.0	2	0	0	0	0	3	1.2
11.23.26	VS. ARIZONA		01:39	0-0	.000	0-0	.000	0-0	.000	0	0	0	0.8	1	1	1	1	1	0	1.0
TOTAL		**0**	**47:14**	**1-4**	**.250**	**0-1**	**.000**	**4-8**	**.500**	**3**	**2**	**5**	**0.8**	**7**	**7**	**3**	**1**	**4**	**6**	**1.0**

CAREER STATS

YEAR	GP	GS	MIN	AVG	FG	FGA	PCT	3FG	3FGA	3PCT	FT	FTA	PCT	OFF	DEF	TOT	AVG	PF	FO	AST	TO	BLK	STL	PTS	AVG
2022-23*	31	21	689	22.2	57	136	.419	11	29	.379	19	24	.792	35	79	114	3.7	82	3	43	48	12	28	144	4.6
2023-24*	27	27	698	25.9	62	170	.365	23	76	.303	27	39	.692	36	69	105	3.9	69	3	33	41	23	29	174	6.4
2024-25*	27	27	698	25.9	62	170	.365	23	76	.303	27	39	.692	36	69	105	3.9	69	3	33	41	23	29	174	6.4
2025-26*	29	29	847	29.2	116	319	.364	33	104	.317	57	72	.792	30	85	115	4.0	71	2	61	84	37	48	322	11.1
2026-27	6	0	47	7.9	1	4	.250	0	1	.000	4	8	.500	3	2	5	0.8	7	0	7	3	1	4	6	1.0
*HARVARD	*112*	*94*	*2916*	*26.0*	*288*	*758*	*.380*	*81*	*249*	*.325*	*115*	*156*	*.737*	*127*	*314*	*441*	*3.9*	*284*	*10*	*171*	*216*	*86*	*126*	*772*	*6.9*
CAREER	**118**	**94**	**2964**	**25.1**	**289**	**762**	**.379**	**81**	**250**	**.324**	**119**	**164**	**.726**	**130**	**316**	**446**	**3.8**	**291**	**10**	**178**	**219**	**87**	**130**	**778**	**6.6**



3 AUBREY GALVAN

@AubTheBaller1
@AubTheBaller
@AubTheBaller1

G • 5-6 • So. • Deerfield, Ill. • Wilmette Loyola Academy

SEASON HIGHS

Points	18 • Morehead State (11/9/26)
FG Made	7 • 2x, Last: Morehead State (11/9/26)
FG Attempts	18 • vs. Iowa (11/15/26)
3-Pt Made	4 • Morehead State (11/9/26)
3-Pt Attempt	9 • vs. Iowa (11/15/26)
FT Made	3 • Queens (11/4/26)
FT Attempt	3 • Queens (11/4/26)
Rebounds	4 • Lipscomb (11/2/26)
Assists	11 • Lipscomb (11/2/26)
Steals	4 • Lipscomb (11/2/26)
Blocks	2 • North Alabama (11/18/26)
Minutes	37 • vs. Arizona (11/23/26)

CAREER HIGHS

Points	30 • Oklahoma (02/10/26)
FG Made	10 • 2x, Last: at Tennessee (03/01/26)
FG Attempts	18 • vs. Iowa (11/15/26)
3-Pt Made	4 • 4x, Last: Morehead State (11/9/26)
3-Pt Attempt	11 • Missouri (01/08/26)
FT Made	7 • 2x, Oklahoma (02/10/26)
FT Attempt	9 • Oklahoma (02/10/26)
Rebounds	9 • vs. California (11/3/25)
Assists	15 • Tennessee State (11/23/25)
Steals	9 • Tennessee State (11/23/25)
Blocks	2 • North Alabama (11/18/26)
Minutes	40 • 5x, Last: at Tennessee (03/01/26)

- **Naismith Trophy Preseason Watch List ('27)**
- **Wooden Award Preseason Watch List ('27)**
- **Preseason All-SEC first team ('27)**
- **One of five NCAA DI players with multiple double-doubles via pts & ast**
- **NCAA Tournament All-Fort Worth Region I Team ('26)**
- **2025-26 SEC Freshman of the Year ('26)**
- **2025-26 All-SEC Freshman Team ('26)**
- **5-Time SEC Freshman of the Week (Nov. 25, Jan. 6, Jan. 20, Feb. 10, March 2)**
- **Tied Vanderbilt freshman assists record with 193 in 2025-26**
- **Became the first NCAA player since at 1999-00 to open her career with back-to-back games with 7-plus assists and 7-plus rebounds**
- **Works out with WNBA star Jewell Loyd in the summers and considers the six-time WNBA All-Star a mentor**

SUPERLATIVES	'26-27	CAREER
10+ POINTS	6	28
15+ POINTS	3	19
20+ POINTS	- -	5
25+ POINTS	- -	1
30+ POINTS	- -	1
MADE 5+ 3-PT FG	1	1
MADE 3+ 3-PT FG	2	10
10+ REBS	- -	- -
15+ ASSISTS	- -	1
10+ ASSISTS	2	5
5+ ASSISTS	5	26
3+ ASSISTS	7	37

SUPERLATIVES	'26-27	CAREER
5+ STEALS	- -	4
3+ STEALS	2	18
2+ BLOCKS	1	1
DOUBLE-DOUBLES	2	4
LED VANDY IN PTS	- -	1
LED VANDY IN REB	- -	2
LED VANDY IN AST	5	26
LED VANDY IN STL	1	12
LED VANDY IN BLK	- -	- -

GAME-BY-GAME

DATE	OPPONENT	GS	MIN	FGM/A	FG%	3FG/A	3P%	FTM/A	FG%	OFF	DEF	TOT	AVG	PF	AST	T/O	BLK	STL	PTS	AVG
11.2.26	LIPSCOMB	*	26:00	7-10	.700	2-3	.667	0-0	.000	0	4	4	4.0	0	11	0	0	4	16	16.0
11.4.26	QUEENS	*	20:55	4-7	.571	2-3	.667	3-3	1.000	0	2	2	3.0	0	6	1	0	3	13	14.5
11.9.26	MOREHEAD STATE	*	31:20	7-9	.778	4-6	.667	0-0	.000	1	1	2	2.7	2	10	4	0	2	18	15.7
11.11.26	WKU	*	30:16	7-12	.583	5-8	.625	0-0	.000	0	3	3	2.8	0	6	3	0	2	19	16.5
11.15.26	VS. IOWA	*	35:01	6-18	.333	2-9	.222	1-2	.500	0	2	2	2.6	4	4	4	0	0	15	16.2
11.18.26	NORTH ALABAMA	*	27:49	4-12	.333	2-6	.333	0-0	.000	0	1	1	2.3	1	4	1	2	2	10	15.2
11.23.26	VS. ARIZONA	*	37:24	4-13	.308	0-4	.000	1-2	.500	2	0	2	2.3	1	7	3	0	2	9	14.3
TOTAL		**7**	**208:45**	**39-81**	**.481**	**17-39**	**.436**	**5-7**	**.714**	**3**	**13**	**16**	**2.3**	**8**	**48**	**16**	**2**	**15**	**100**	**14.3**

CAREER STATS

YEAR	GP	GS	MIN	AVG	FG	FGA	PCT	3FG	3FGA	3PCT	FT	FTA	PCT	OFF	DEF	TOT	AVG	PF	FO	AST	TO	BLK	STL	PTS	AVG
2025-26	34	33	1168	34.4	174	412	.422	60	182	.330	51	65	.785	24	92	116	3.4	59	0	193	94	3	89	459	13.5
2026-27	7	7	209	29.8	39	81	.481	17	39	.436	5	7	.714	3	13	16	2.3	8	0	48	16	2	15	100	14.3
CAREER	**41**	**40**	**1377**	**33.6**	**213**	**493**	**.432**	**77**	**221**	**.348**	**56**	**72**	**.778**	**27**	**105**	**132**	**3.2**	**67**	**0**	**241**	**110**	**5**	**104**	**559**	**13.6**



4 MADISON GREENE

@mad1son_04
@Mad1sonnnn
@Mad1son_04

G • 5-6 • Sr. • Columbus, Ohio • Pickerington Central HS

SEASON HIGHS

Points	19 • Lipscomb (11/2/26)
FG Made	7 • Lipscomb (11/2/26)
FG Attempts	10 • Lipscomb (11/2/26)
3-Pt Made	5 • Lipscomb (11/2/26)
3-Pt Attempt	7 • Lipscomb (11/2/26)
FT Made	2 • North Alabama (11/18/26)
FT Attempt	2 • North Alabama (11/18/26)
Rebounds	3 • 2x, Last: Western Kentucky (11/11/26)
Assists	3 • Queens (11/4/26)
Steals	4 • Lipscomb (11/2/26)
Blocks	1 • vs. Arizona (11/23/26)
Minutes	26 • Queens (11/4/26)

CAREER HIGHS

Points	25 • at Dayton (12/19/24)
FG Made	7 • 3x, Last: at Lipscomb (11/2/26)
FG Attempts	14 • at Dayton (12/19/24)
3-Pt Made	5 • 2x, Last: at Lipscomb (11/2/26)
3-Pt Attempt	8 • at South Florida (11/14/24)
FT Made	8 • at Dayton (12/19/24)
FT Attempt	10 • at Dayton (12/19/24)
Rebounds	6 • Alabama A&M (12/29/24)
Assists	6 • Samford (11/22/24)
Steals	6 • Lipscomb (11/04/24)
Blocks	1 • 2x, Last: vs. Arizona (11/23/26)
Minutes	41 • Mississippi State (02/13/25)

- **Returns to action after missing the 2025-26 season due to a medical condition**
- **Played in 51 games with four career starts at Vanderbilt**
- **Earned a medical redshirt waiver for the 2023-24 season after missing the final 22 games due to injury**
- **Led the team in points off the bench at 5.7 ppg**
- **First Dore since 2018 to score 25-plus points off the bench in game vs. Dayton on Dec. 19, 2024**
- **Two-time SEC Winter Academic Honor Roll ('25, '26)**
- **Majoring in Medicine, Health & Society**

SUPERLATIVES	'26-27	CAREER
10+ POINTS	2	15
15+ POINTS	1	6
20+ POINTS	- -	1
25+ POINTS	- -	1
30+ POINTS	- -	- -
40+ POINTS	- -	- -
50+ POINTS	- -	- -
MADE 5+ 3-PT FG	1	2
MADE 3+ 3-PT FG	1	5
10+ REBS	- -	- -

SUPERLATIVES	'26-27	CAREER
5+ ASSISTS	- -	1
3+ ASSISTS	1	7
5+ STEALS	- -	1
3+ STEALS	1	6
2+ BLOCKS	- -	- -
DOUBLE-DOUBLES	- -	- -
LED VANDY IN PTS	- -	1
LED VANDY IN REB	- -	- -
LED VANDY IN AST	- -	4
LED VANDY IN STL	1	5
LED VANDY IN BLK	- -	- -

GAME-BY-GAME

DATE	OPPONENT	GS	MIN	FGM/A	FG%	3FG/A	3P%	FTM/A	FG%	OFF	DEF	TOT	AVG	PF	AST	T/O	BLK	STL	PTS	AVG
11.2.26	LIPSCOMB		21:07	7-10	.700	5-7	.714	0-1	.000	1	0	1	1.0	2	1	1	0	4	19	19.0
11.4.26	QUEENS		26:21	2-7	.286	0-5	.000	0-0	.000	0	3	3	2.0	0	3	6	0	1	4	11.5
11.9.26	MOREHEAD STATE		21:14	0-2	.000	0-2	.000	0-0	.000	0	0	0	1.3	3	2	0	0	0	0	7.7
11.11.26	WKU		20:39	1-5	.200	1-3	.333	0-0	.000	2	1	3	1.8	0	2	1	0	2	3	6.5
11.15.26	VS. IOWA		07:15	0-1	.000	0-0	.000	0-0	.000	0	0	0	1.4	2	0	0	0	1	0	5.2
11.18.26	NORTH ALABAMA		19:09	0-3	.000	0-2	.000	2-2	1.000	0	1	1	1.3	2	0	1	0	2	2	4.7
11.23.26	VS. ARIZONA		23:51	5-8	.625	2-3	.667	0-0	.000	1	3	4	1.7	0	2	2	1	1	12	5.7
TOTAL		**0**	**139:36**	**15-36**	**.417**	**8-22**	**.364**	**2-3**	**.667**	**4**	**8**	**12**	**1.7**	**9**	**10**	**11**	**1**	**11**	**40**	**5.7**

CAREER STATS

YEAR	GP	GS	MIN	AVG	FG	FGA	PCT	3FG	3FGA	3PCT	FT	FTA	PCT	OFF	DEF	TOT	AVG	PF	FO	AST	TO	BLK	STL	PTS	AVG
2023-24	11	0	217	19.7	31	73	.425	10	28	.357	4	6	.667	5	11	16	1.5	22	0	13	14	0	15	76	6.9
2024-25	33	4	672	20.4	78	181	.431	25	71	.352	44	53	.830	19	52	71	2.2	58	0	44	56	1	40	225	6.8
2025-26	REDSHIRT SEASON DUE TO INJURY																								
2026-27	7	0	140	19.9	15	36	.417	8	22	.364	2	3	.667	4	8	12	1.7	9	0	10	11	1	11	40	5.7
CAREER	**51**	**4**	**1029**	**20.2**	**124**	**290**	**.428**	**43**	**121**	**.355**	**50**	**62**	**.806**	**28**	**71**	**99**	**1.9**	**89**	**0**	**67**	**81**	**2**	**66**	**341**	**6.7**



5 JHAI JOHNSON

@iam.jhaii5
@iamjhaii5

F • 6-4 • Fr. • Oakland, Calif. • Oakland Tech HS

SEASON HIGHS

Points • 10 • North Alabama (11/18/26)
FG Made • 5 • North Alabama (11/18/26)
FG Attempts • 6 • North Alabama (11/18/26)
3-Pt Made • -- • --
3-Pt Attempt • 2 • vs. Arizona (11/23/26)
FT Made • 4 • 2x, Last: vs. Arizona (11/23/26)
FT Attempt • 4 • 3x, Last: vs. Arizona (11/23/26)
Rebounds • 9 • Morehead State (11/9/26)
Assists • 4 • Western Kentucky (11/11/26)
Steals • 3 • Morehead State (11/9/26)
Blocks • 3 • North Alabama (11/18/26)
Minutes • 20 • 2x, Last: vs. Iowa (11/15/26)

CAREER HIGHS

Points • 10 • North Alabama (11/18/26)
FG Made • 5 • North Alabama (11/18/26)
FG Attempts • 6 • North Alabama (11/18/26)
3-Pt Made • -- • --
3-Pt Attempt • 2 • vs. Arizona (11/23/26)
FT Made • 4 • 2x, Last: vs. Arizona (11/23/26)
FT Attempt • 4 • 3x, Last: vs. Arizona (11/23/26)
Rebounds • 9 • Morehead State (11/9/26)
Assists • 4 • Western Kentucky (11/11/26)
Steals • 3 • Morehead State (11/9/26)
Blocks • 3 • North Alabama (11/18/26)
Minutes • 20 • 2x, Last: vs. Iowa (11/15/26)

- **4-star recruit and a consensus top-100 recruit in the class of 2026 by every major women's basketball recruiting outlet and ranked No. 35 nationally according to ESPN with a 95 grade**
- **Multi-sport student-athlete, was also a standout for Oakland Tech in flag football and volleyball**
- **Scored 1,487 career points, pulled down 984 rebounds, blocked 192 shots, collected 47 double-doubles and one triple-double at the high school level**
- **Jordan Brand All-American ('26)**
- **East Bay Player of the Year by the San Francisco Chronicle ('26)**
- **Daughter of Josh Johnson, who has spent 10-plus seasons in the NFL as a quarterback**

SUPERLATIVES	'26-27	CAREER
10+ POINTS	1	1
15+ POINTS	--	--
20+ POINTS	--	--
25+ POINTS	--	--
30+ POINTS	--	--
40+ POINTS	--	--
50+ POINTS	--	--
MADE 3+ 3-PT FG	--	--
10+ REBS	--	--
5+ ASSISTS	--	--
3+ ASSISTS	1	1

SUPERLATIVES	'26-27	CAREER
5+ STEALS	--	--
3+ STEALS	1	1
2+ BLOCKS	4	4
DOUBLE-DOUBLES	--	--
LED VANDY IN PTS	--	--
LED VANDY IN REB	1	1
LED VANDY IN AST	--	--
LED VANDY IN STL	--	--
LED VANDY IN BLK	4	4

GAME-BY-GAME

DATE	OPPONENT	GS	MIN	FGM/A	FG%	3FG/A	3P%	FTM/A	FG%	OFF	DEF	TOT	AVG	PF	AST	T/O	BLK	STL	PTS	AVG
11.2.26	LIPSCOMB		19:45	1-2	.500	0-1	.000	2-4	.500	1	6	7	7.0	3	0	2	2	2	4	4.0
11.4.26	QUEENS		15:51	1-3	.333	0-0	.000	0-2	.000	0	2	2	4.5	3	2	1	1	2	2	3.0
11.9.26	MOREHEAD STATE		15:42	1-4	.250	0-0	.000	4-4	1.000	4	5	9	6.0	0	1	2	2	3	6	4.0
11.11.26	WKU		15:55	2-4	.500	0-1	.000	2-3	.667	2	4	6	6.0	1	4	0	1	0	6	4.5
11.15.26	VS. IOWA		20:24	1-1	1.000	0-0	.000	1-2	.500	3	4	7	6.2	1	1	1	2	0	3	4.2
11.18.26	NORTH ALABAMA		18:46	5-6	.833	0-0	.000	0-0	.000	1	5	6	6.2	1	0	1	3	1	10	5.2
11.23.26	VS. ARIZONA		16:58	1-3	.333	0-2	.000	4-4	1.000	2	3	5	6.0	3	0	0	0	0	6	5.3
TOTAL		**0**	**123:21**	**12-23**	**.522**	**0-4**	**.000**	**13-19**	**.684**	**13**	**29**	**42**	**6.0**	**12**	**8**	**7**	**11**	**8**	**37**	**5.3**

CAREER STATS

YEAR	GP	GS	MIN	AVG	FG	FGA	PCT	3FG	3FGA	3PCT	FT	FTA	PCT	OFF	DEF	TOT	AVG	PF	FO	AST	TO	BLK	STL	PTS	AVG
2026-27	7	0	123	17.6	12	23	.522	0	4	.000	13	19	.684	13	29	42	6.0	12	0	8	7	11	8	37	5.3
CAREER	**7**	**0**	**123**	**17.6**	**12**	**23**	**.522**	**0**	**4**	**.000**	**13**	**19**	**.684**	**13**	**29**	**42**	**6.0**	**12**	**0**	**8**	**7**	**11**	**8**	**37**	**5.3**



7 STHER UBAKA

@sther.ubaka8
@Sther.ubaka8
@ubaka_sther

F • 6-1 • Fr. • Sao Paulo, Brazil • DME Academy (Fla.)

SEASON HIGHS

Points	4 • Western Kentucky (11/11/26)
FG Made	2 • Western Kentucky (11/11/26)
FG Attempts	2 • Western Kentucky (11/11/26)
3-Pt Made	-- • --
3-Pt Attempt	-- • --
FT Made	-- • --
FT Attempt	2 • Queens (11/4/26)
Rebounds	2 • Queens (11/4/26)
Assists	-- • --
Steals	1 • Morehead State (11/9/26)
Blocks	-- • --
Minutes	6 • Queens (11/4/26)

CAREER HIGHS

Points	4 • Western Kentucky (11/11/26)
FG Made	2 • Western Kentucky (11/11/26)
FG Attempts	2 • Western Kentucky (11/11/26)
3-Pt Made	-- • --
3-Pt Attempt	-- • --
FT Made	-- • --
FT Attempt	2 • Queens (11/4/26)
Rebounds	2 • Queens (11/4/26)
Assists	-- • --
Steals	1 • Morehead State (11/9/26)
Blocks	-- • --
Minutes	6 • Queens (11/4/26)

- **3-star recruit out of DME Academy in Daytona, Florida**
- **Born and raised Sao Paulo, Brazil, and has spent the last three years United States**
- **First player in program history from Brazil**
- **Member of Brazil's national program and played in six events since 2022**
- **Known to have a high motor and elite athleticism on both ends of the court**
- **Represented her home country at the 2025 FIBA U19 Women's World Cup in Czechia, the same event that Monique Williams played for Australia**

SUPERLATIVES	'26-27	CAREER
10+ POINTS	--	--
15+ POINTS	--	--
20+ POINTS	--	--
25+ POINTS	--	--
30+ POINTS	--	--
40+ POINTS	--	--
50+ POINTS	--	--
MADE 3+ 3-PT FG	--	--
10+ REBS	--	--
5+ ASSISTS	--	--
3+ ASSISTS	--	--

SUPERLATIVES	'26-27	CAREER
5+ STEALS	--	--
3+ STEALS	--	--
2+ BLOCKS	--	--
DOUBLE-DOUBLES	--	--
LED VANDY IN PTS	--	--
LED VANDY IN REB	--	--
LED VANDY IN AST	--	--
LED VANDY IN STL	--	--
LED VANDY IN BLK	--	--

GAME-BY-GAME

DATE	OPPONENT	GS	MIN	FGM/A	FG%	3FG/A	3P%	FTM/A	FG%	OFF	DEF	TOT	AVG	PF	AST	T/O	BLK	STL	PTS	AVG
11.2.26	LIPSCOMB		04:42	1-1	1.000	0-0	.000	0-0	.000	0	0	0	0.0	1	0	1	0	0	2	2.0
11.4.26	QUEENS		06:04	1-2	.500	0-0	.000	0-2	.000	1	1	2	1.0	1	0	1	0	0	2	2.0
11.9.26	MOREHEAD STATE		02:00	1-1	1.000	0-0	.0000	0-0	.000	0	0	0	0.7	0	0	0	0	1	2	2.0
11.11.26	WKU		02:12	2-2	1.000	0-0	.000	0-0	.000	0	1	1	0.8	0	0	0	0	0	4	2.5
11.15.26	VS. IOWA							DID NOT PLAY												
11.18.26	NORTH ALABAMA		02:38	1-1	1.000	0-0	.000	0-0	.000	0	1	1	0.8	0	0	0	0	0	2	2.4
11.23.26	VS. ARIZONA							DID NOT PLAY												
TOTAL		**0**	**17:36**	**6-7**	**.857**	**0-0**	**.000**	**0-2**	**.000**	**1**	**3**	**4**	**0.8**	**2**	**0**	**2**	**0**	**1**	**12**	**2.4**

CAREER STATS

YEAR	GP	GS	MIN	AVG	FG	FGA	PCT	3FG	3FGA	3PCT	FT	FTA	PCT	OFF	DEF	TOT	AVG	PF	FO	AST	TO	BLK	STL	PTS	AVG
2026-27	5	0	18	3.5	6	7	.857	0	0	.000	0	2	.000	1	3	4	0.8	2	0	0	2	0	1	12	2.4
CAREER	**5**	**0**	**18**	**3.5**	**6**	**7**	**.857**	**0**	**0**	**.000**	**0**	**2**	**.000**	**1**	**3**	**4**	**0.8**	**2**	**0**	**0**	**2**	**0**	**1**	**12**	**2.4**



11 MONIQUE WILLIAMS

@Monique.Williams6
@Monique_Williams11

F • 6-3 • So. • Perth, Australia • Willeton Senior HS

SEASON HIGHS

Points	5 • Morehead State (11/9/26)
FG Made	2 • Morehead State (11/9/26)
FG Attempts	2 • Morehead State (11/9/26)
3-Pt Made	1 • Morehead State (11/9/26)
3-Pt Attempt	1 • Morehead State (11/9/26)
FT Made	2 • Lipscomb (11/2/26)
FT Attempt	2 • Lipscomb (11/2/26)
Rebounds	4 • Queens (11/4/26)
Assists	1 • Western Kentucky (11/11/26)
Steals	-- • --
Blocks	1 • Lipscomb (11/2/26)
Minutes	8 • Lipscomb (11/2/26)

CAREER HIGHS

Points	5 • 2x, Last: Morehead State (11/9/26)
FG Made	2 • 2x, Last: Morehead State (11/9/26)
FG Attempts	2 • 3x, Last: Morehead State (11/9/26)
3-Pt Made	1 • 2x, Last: Morehead State (11/9/26)
3-Pt Attempt	1 • 3x, Last: Morehead State (11/9/26)
FT Made	2 • 2x, Last: Lipscomb (11/2/26)
FT Attempt	4 • Tennessee State (11/23/25)
Rebounds	4 • Queens (11/4/26)
Assists	1 • 2x, Last: Western Kentucky (11/11/26)
Steals	-- • --
Blocks	1 • Lipscomb (11/2/26)
Minutes	10 • Texas Southern (12/20/25)

- Made her Vanderbilt debut vs. Furman on Nov. 10, 2025
- Appeared in 18 games during her first season in Nashville
- Enrolled into Vanderbilt during the 2025 Spring semester, where she practiced with the Commodores for the remainder of 2024-25
- Second player in program history from Australia and first since 1999-00
- Attended Willeton Senior High School in Perth, Australia
- Won Silver w/ Australia at the 2025 FIBA U19 Women's World Cup in Czechia
- Played in eight games in the Basketball Australia Centre of Excellence (CoE)

SUPERLATIVES	'26-27	CAREER
10+ POINTS	--	--
15+ POINTS	--	--
20+ POINTS	--	--
25+ POINTS	--	--
30+ POINTS	--	--
40+ POINTS	--	--
50+ POINTS	--	--
MADE 3+ 3-PT FG	--	--
10+ REBS	--	--
5+ ASSISTS	--	--

SUPERLATIVES	'26-27	CAREER
3+ ASSISTS	--	--
5+ STEALS	--	--
3+ STEALS	--	--
2+ BLOCKS	--	--
DOUBLE-DOUBLES	--	--
LED VANDY IN PTS	--	--
LED VANDY IN REB	--	--
LED VANDY IN AST	--	--
LED VANDY IN STL	--	--
LED VANDY IN BLK	--	--

GAME-BY-GAME

DATE	OPPONENT	GS	MIN	FGM/A	FG%	3FG/A	3P%	FTM/A	FG%	OFF	DEF	TOT	AVG	PF	AST	T/O	BLK	STL	PTS	AVG
11.2.26	LIPSCOMB		08:07	1-1	1.000	0-0	.000	2-2	1.000	1	1	2	2.0	1	0	0	1	0	4	4.0
11.4.26	QUEENS		06:04	1-1	1.000	0-0	.000	0-0	.000	2	2	4	3.0	0	0	2	0	0	2	3.0
11.9.26	MOREHEAD STATE		03:55	2-2	1.000	1-1	1.000	0-0	.000	2	1	3	3.0	0	0	0	0	0	5	3.7
11.11.26	WKU		03:35	0-1	.000	0-0	.000	0-0	.000	0	0	0	2.3	1	1	0	0	0	0	2.8
11.15.26	VS. IOWA							DID NOT PLAY												
11.18.26	NORTH ALABAMA		02:38	0-0	.000	0-0	.000	0-0	.000	0	0	0	1.8	0	0	2	0	0	0	2.2
11.23.26	VS. ARIZONA							DID NOT PLAY												
TOTAL		**0**	**24:19**	**4-5**	**.800**	**1-1**	**1.000**	**2-2**	**1.000**	**5**	**4**	**9**	**1.8**	**2**	**1**	**4**	**1**	**0**	**11**	**2.2**

CAREER STATS

YEAR	GP	GS	MIN	AVG	FG	FGA	PCT	3FG	3FGA	3PCT	FT	FTA	PCT	OFF	DEF	TOT	AVG	PF	FO	AST	TO	BLK	STL	PTS	AVG
2025-26	14	0	53	3.8	4	10	.400	1	2	.500	3	8	.375	2	2	4	0.3	3	0	1	1	0	0	12	0.9
2026-27	5	0	24	4.9	4	5	.800	1	1	1.000	2	2	1.000	5	4	9	1.8	2	0	1	4	1	0	11	2.2
CAREER	**19**	**0**	**78**	**4.1**	**8**	**15**	**.533**	**2**	**3**	**.667**	**5**	**10**	**.500**	**7**	**6**	**13**	**0.7**	**5**	**0**	**2**	**5**	**1**	**0**	**23**	**1.2**



14 AIYANA MITCHELL

@AiyanaMitchell7
@AiyanaJM22
@AiyanaJM22

F • 6-5 • Sr. • Colorado Springs, Colo. • Fountain-Fort Carson HS

SEASON HIGHS

Points	15 • Morehead State (11/9/26)
FG Made	7 • Morehead State (11/9/26)
FG Attempts	12 • Morehead State (11/9/26)
3-Pt Made	- - • - -
3-Pt Attempt	- - • - -
FT Made	2 • 2x, Last: North Alabama (11/18/26)
FT Attempt	3 • 2x, Last: North Alabama (11/18/26)
Rebounds	10 • Morehead State (11/9/26)
Assists	2 • Queens (11/4/26)
Steals	2 • Lipscomb (11/2/26)
Blocks	3 • Western Kentucky (11/11/26)
Minutes	20 • North Alabama (11/18/26)

CAREER HIGHS

Points	16 • Stonehill (12/28/25)
FG Made	7 • 2x, Last: Morehead State (11/9/26)
FG Attempts	12 • Morehead State (11/9/26)
3-Pt Made	- -
3-Pt Attempt	-
FT Made	5 • 2x, Last: South Carolina (02/23/25)
FT Attempt	6 • 3x, Last: Alabama State (11/21/25)
Rebounds	10 • 4x, Last: Morehead State (11/9/26)
Assists	5 • at South Carolina (01/25/26)
Steals	4 • LSU (01/04/26)
Blocks	4 • 2x, Last: UAlbany (12/18/25)
Minutes	28 • LSU (01/04/26)

- **Appeared in 75-straight games at Vanderbilt**
- **Leads the team with 89 career games played and has three career starts**
- **Averaging a career-best 8.4 ppg and 5.6 rpg**
- **Collected second career double-double w/ 15 pts, 10 reb vs. Morehead St. (11/9)**
- **Became the first Dore to have a double-double off the bench since Leilani Kapinus vs. Evansville on Dec. 14, 2024 with 12 pts, 10 reb vs. California in Paris, France (Nov. 3, 2025)**
- **Holds a career field goal percentage of 59.4 percent at Vandy**
- **Majoring in Medicine, Health & Society**

SUPERLATIVES	'26-27	CAREER
10+ POINTS	5	15
15+ POINTS	1	2
20+ POINTS	- -	- -
25+ POINTS	- -	- -
30+ POINTS	- -	- -
40+ POINTS	- -	- -
50+ POINTS	- -	- -
MADE 3+ 3-PT FG	- -	- -
10+ REBS	1	4
5+ ASSISTS	- -	1

SUPERLATIVES	'26-27	CAREER
3+ ASSISTS	- -	3
5+ STEALS	- -	- -
3+ STEALS	- -	5
2+ BLOCKS	1	15
DOUBLE-DOUBLES	1	2
LED VANDY IN PTS	- -	- -
LED VANDY IN REB	2	10
LED VANDY IN AST	- -	2
LED VANDY IN STL	- -	2
LED VANDY IN BLK	1	28

GAME-BY-GAME

DATE	OPPONENT	GS	MIN	FGM/A	FG%	3FG/A	3P%	FTM/A	FG%	OFF	DEF	TOT	AVG	PF	AST	T/O	BLK	STL	PTS	AVG
11.2.26	LIPSCOMB		12:24	5-5	1.000	0-0	.000	0-0	.000	1	4	5	5.0	1	0	1	0	2	10	10.0
11.4.26	QUEENS		10:09	4-5	.800	0-0	.000	2-3	.667	4	0	4	4.5	1	2	1	1	1	10	10.0
11.9.26	MOREHEAD STATE		18:03	7-12	.583	0-0	.000	1-2	.500	8	2	10	6.3	0	1	1	1	1	15	11.7
11.11.26	WKU		13:38	0-2	.000	0-0	.000	0-0	.000	3	4	7	6.5	0	0	1	3	0	0	8.8
11.15.26	VS. IOWA		13:54	1-2	.500	0-0	.000	0-0	.000	1	3	4	6.0	2	0	0	0	1	2	7.4
11.18.26	NORTH ALABAMA	*	19:42	5-8	.625	0-0	.000	2-3	.667	2	1	3	5.5	2	0	3	0	0	12	8.2
11.23.26	VS. ARIZONA	*	28:36	5-5	1.000	0-0	.000	0-0	.000	2	4	6	5.6	1	2	0	0	0	10	8.4
TOTAL		**2**	**116:27**	**27-39**	**.692**	**0-0**	**.000**	**5-8**	**.625**	**21**	**18**	**39**	**5.6**	**7**	**5**	**7**	**5**	**5**	**59**	**8.4**

CAREER STATS

YEAR	GP	GS	MIN	AVG	FG	FGA	PCT	3FG	3FGA	3PCT	FT	FTA	PCT	OFF	DEF	TOT	AVG	PF	FO	AST	TO	BLK	STL	PTS	AVG
2023-24	15	0	58	3.9	6	11	.545	0	0	.000	2	4	.500	4	7	11	0.7	10	0	0	3	4	0	14	0.9
2024-25	33	1	374	11.3	46	85	.541	0	0	.000	26	42	.619	38	53	91	2.8	48	0	14	27	21	17	118	3.6
2026-27	34	1	538	15.8	79	131	.603	0	0	.000	39	65	.600	74	88	162	4.8	55	0	29	35	36	30	197	5.8
2026-27	7	2	116	16.6	27	39	.692	0	0	.000	5	8	.625	21	18	39	5.6	7	0	5	7	5	5	59	8.4
CAREER	**89**	**4**	**1087**	**12.2**	**158**	**266**	**.594**	**0**	**0**	**.000**	**72**	**119**	**.605**	**137**	**166**	**303**	**3.4**	**120**	**0**	**48**	**72**	**66**	**52**	**388**	**4.4**



15 VERNELL ATAMAH

@vernell_a32
@VeeA_32

G/F • 6-0 • Jr. • Mesquite, Texas • Northwestern State

SEASON HIGHS

Points	10 • Western Kentucky (11/11/26)
FG Made	4 • Western Kentucky (11/11/26)
FG Attempts	9 • Western Kentucky (11/11/26)
3-Pt Made	2 • 2x, Last: Western Kentucky (11/11/26)
3-Pt Attempt	7 • Western Kentucky (11/11/26)
FT Made	3 • Morehead State (11/9/26)
FT Attempt	4 • Morehead State (11/9/26)
Rebounds	6 • North Alabama (11/18/26)
Assists	3 • 2x, Last: Queens (11/4/26)
Steals	4 • Morehead State (11/9/26)
Blocks	2 • Queens (11/4/26)
Minutes	28 • Queens (11/4/26)

CAREER HIGHS

Points	33 • Incarnate Word (02/19/26)
FG Made	11 • Incarnate Word (02/19/26)
FG Attempts	31 • Incarnate Word (02/19/26)
3-Pt Made	7 • at Wichita State (11/05/25)
3-Pt Attempt	17 • Incarnate Word (02/19/26)
FT Made	11 • Incarnate Word (02/19/26)
FT Attempt	17 • Incarnate Word (02/19/26)
Rebounds	17 • Southeastern Louisiana (02/14/26)
Assists	5 • 2x, Last: McNeese State (02/12/26)
Steals	5 • Stephen F. Austin (02/15/25)
Blocks	3 • at Incarnate Word (01/17/26)
Minutes	45 • at UT Rio Grande Valley (02/26/26)

- Transferred to Vanderbilt after two seasons at Northwestern State (2024-26)
- Southland Conference Player of the Year and All-Southland first team ('26)
- Ranked 29th nationally 19.2 points per game in '25-26, which led the Southland
- Her 93 3-pointers made in 2025-26 ranked 17th nationally in 3-pointers made an her at 2.9 was 11th in all of NCAA Division I
- Southland Conference Freshman of the Year ('25)
- Scored double-digit points in 55 games and 20-plus points in 21 games
- Collected 13 career double-doubles
- Made 130 career 3-pointers and holds a 34.9 3-point field goal percentage
- Played at John D. Horn High School in Mesquite, Texas

SUPERLATIVES	'26-27	CAREER
10+ POINTS	1	55
15+ POINTS	- -	41
20+ POINTS	- -	21
25+ POINTS	- -	8
30+ POINTS	- -	2
40+ POINTS	- -	- -
50+ POINTS	- -	- -
MADE 3+ 5-PT FG	- -	7
MADE 3+ 3-PT FG	- -	17
15+ REBS	- -	2
10+ REBS	- -	13

SUPERLATIVES	'26-27	CAREER
5+ ASSISTS	- -	2
3+ ASSISTS	2	12
5+ STEALS	- -	1
3+ STEALS	3	14
2+ BLOCKS	1	6
DOUBLE-DOUBLES	- -	13
LED VANDY IN PTS	- -	- -
LED VANDY IN REB	- -	- -
LED VANDY IN AST	- -	- -
LED VANDY IN STL	1	1
LED VANDY IN BLK	1	1

GAME-BY-GAME

DATE	OPPONENT	GS	MIN	FGM/A	FG%	3FG/A	3P%	FTM/A	FG%	OFF	DEF	TOT	AVG	PF	AST	T/O	BLK	STL	PTS	AVG
11.2.26	LIPSCOMB	*	21:04	2-7	.286	1-6	.167	0-0	.000	1	1	2	2.0	1	3	0	1	3	5	5.0
11.4.26	QUEENS	*	28:49	3-6	.500	2-4	.500	0-0	.000	0	3	3	2.5	1	3	0	2	3	8	6.5
11.9.26	MOREHEAD STATE	*	21:57	1-2	.500	1-2	.500	3-4	.750	1	2	3	2.7	2	2	0	1	4	6	6.3
11.11.26	WKU	*	24:11	4-9	.444	2-7	.286	0-0	.000	1	2	3	2.8	2	2	1	1	1	10	7.3
11.15.26	VS. IOWA	*	16:57	1-5	.200	0-1	.000	1-1	1.000	1	2	3	2.8	1	0	0	0	1	3	6.4
11.18.26	NORTH ALABAMA		19:15	0-3	.000	0-2	.000	0-0	.000	3	3	6	3.3	1	2	1	1	1	0	5.3
11.23.26	VS. ARIZONA		03:32	0-1	.000	0-1	.000	0-0	.000	0	0	0	2.9	0	2	1	0	0	0	4.6
TOTAL		**5**	**135:45**	**11-33**	**.333**	**6-23**	**.261**	**4-5**	**.800**	**7**	**13**	**20**	**2.9**	**8**	**14**	**3**	**6**	**13**	**32**	**4.6**

CAREER STATS

YEAR	GP	GS	MIN	AVG	FG	FGA	PCT	3FG	3FGA	3PCT	FT	FTA	PCT	OFF	DEF	TOT	AVG	PF	FO	AST	TO	BLK	STL	PTS	AVG
2024-25*	32	32	985	30.8	153	374	.409	31	113	.274	107	137	.781	76	144	220	6.9	84	4	40	92	17	38	444	13.9
2025-26*	32	32	1048	32.8	198	484	.409	93	236	.394	126	170	.741	75	142	217	6.8	77	0	46	79	14	32	615	19.2
2026-27	7	5	136	19.4	11	33	.333	6	23	.261	4	5	.800	7	13	20	2.9	8	0	14	3	6	13	32	4.6
**NSU*	*64*	*64*	*2033*	*31.8*	*351*	*858*	*.409*	*124*	*349*	*.355*	*233*	*307*	*.759*	*151*	*286*	*437*	*6.8*	*161*	*4*	*86*	*171*	*31*	*70*	*1059*	*16.5*
CAREER	**71**	**69**	**2168**	**30.5**	**362**	**891**	**.406**	**130**	**372**	**.349**	**237**	**312**	**.760**	**158**	**299**	**457**	**6.4**	**169**	**4**	**100**	**174**	**37**	**83**	**1091**	**15.4**



30 TRINITY WILSON

@Trinityy.Wilsonn
@TrinityWilson_BTS
@TrinityWilson30

C • 6-3 • Jr. • Lakeville, Minn. • Lakeville North HS

SEASON HIGHS

Points	6 • Western Kentucky (11/11/26)
FG Made	3 • Western Kentucky (11/11/26)
FG Attempts	4 • 2x, Last: Western Kentucky (11/11/26)
3-Pt Made	-- • --
3-Pt Attempt	-- • --
FT Made	2 • Morehead State (11/9/26)
FT Attempt	4 • Morehead State (11/9/26)
Rebounds	1 • x, Last: Western Kentucky (11/11/26)
Assists	3 • Lipscomb (11/2/26)
Steals	2 • Lipscomb (11/2/26)
Blocks	1 • Queens (11/4/26)
Minutes	12 • 2, Last: Queens (11/4/26)

CAREER HIGHS

Points	6 • 2x, Last: Western Kentucky (11/11/26)
FG Made	3 • 2x, Last: Western Kentucky (11/11/26)
FG Attempts	5 • West Georgia (12/21/24)
3-Pt Made	--
3-Pt Attempt	--
FT Made	2 • 3x, Last: Morehead State (11/9/26)
FT Attempt	4 • Morehead State (11/9/26)
Rebounds	5 • 2x, Last: Austin Peay (11/08/24)
Assists	3 • Lipscomb (11/2/26)
Steals	2 • Lipscomb (11/2/26)
Blocks	1 • 3x, Last: Queens (11/4/26)
Minutes	12 • 2, Last: Queens (11/4/26)

- Played in 29 career games, all off the bench
- Scored a career high six points twice, most recently vs. WKU (Nov. 11)
- Tallied at least one point in every game she's appeared in this season
- Fourth player from Minnesota in program history and first since 2016-17
- Mother Brenda Marquis played at UConn and was a member of the 1995 undefeated NCAA championship team
- Majoring in Human & Organizational Development

SUPERLATIVES	'26-27	CAREER
10+ POINTS	--	--
15+ POINTS	--	--
20+ POINTS	--	--
25+ POINTS	--	--
30+ POINTS	--	--
40+ POINTS	--	--
50+ POINTS	--	--
MADE 3+ 3-PT FG	--	--
10+ REBS	--	--
5+ ASSISTS	--	--

SUPERLATIVES	'26-27	CAREER
3+ ASSISTS	1	1
5+ STEALS	--	--
3+ STEALS	--	--
2+ BLOCKS	--	--
DOUBLE-DOUBLES	--	--
LED VANDY IN PTS	--	--
LED VANDY IN REB	--	--
LED VANDY IN AST	--	--
LED VANDY IN STL	--	--
LED VANDY IN BLK	--	--

GAME-BY-GAME

DATE	OPPONENT	GS	MIN	FGM/A	FG%	3FG/A	3P%	FTM/A	FG%	OFF	DEF	TOT	AVG	PF	AST	T/O	BLK	STL	PTS	AVG
11.2.26	LIPSCOMB		12:28	0-0	.000	0-0	000	1-2	.500	1	0	1	1.0	0	3	1	0	2	1	1.0
11.4.26	QUEENS		11:56	1-4	.250	0-0	.000	0-0	.000	1	0	1	1.0	0	1	3	1	1	2	1.5
11.9.26	MOREHEAD STATE		03:55	0-1	.000	0-0	.000	2-4	.500	1	0	1	1.0	0	1	0	0	0	2	1.7
11.11.26	WKU		06:38	3-4	.750	0-0	.000	0-0	.000	0	1	1	1.0	0	2	0	0	0	6	2.8
11.15.26	VS. IOWA							DID NOT PLAY												
11.18.26	NORTH ALABAMA		10:40	1-1	1.000	0-0	.000	0-0	.000	1	2	3	1.4	2	2	1	0	0	2	2.6
11.23.26	VS. ARIZONA							DID NOT PLAY												
TOTAL		**0**	**45:37**	**5-10**	**.500**	**0-0**	**.000**	**3-6**	**.500**	**4**	**3**	**71**	**4**	**2**	**9**	**5**	**1**	**3**	**13**	**2.6**

CAREER STATS

YEAR	GP	GS	MIN	AVG	FG	FGA	PCT	3FG	3FGA	3PCT	FT	FTA	PCT	OFF	DEF	TOT	AVG	PF	FO	AST	TO	BLK	STL	PTS	AVG
2024-25	12	0	55	4.6	8	21	.381	0	0	.000	1	3	.333	5	10	15	1.3	6	0	8	3	2	0	17	1.4
2025-26	12	0	37	3.1	3	6	.500	0	0	.000	6	10	.600	4	5	9	0.8	4	0	5	8	0	3	12	1.0
2026-27	5	0	46	9.1	5	10	.500	0	0	.000	3	6	.500	4	3	7	1.4	2	0	9	5	1	3	13	2.6
CAREER	**29**	**0**	**138**	**4.8**	**16**	**37**	**.432**	**0**	**0**	**.000**	**10**	**19**	**.526**	**13**	**18**	**31**	**1.1**	**12**	**0**	**2**	**16**	**3**	**6**	**42**	**1.4**



32 AALYAH DEL ROSARIO

@Aalyah.Rosario_03
@Aalyah.DelRosario

C • 6-6 • Sr. • Santo Domingo, D. R. • LSU/The Webb School (Tenn.)

SEASON HIGHS

Points	-- • --
FG Made	-- • --
FG Attempts	-- • --
3-Pt Made	-- • --
3-Pt Attempt	-- • --
FT Made	-- • --
FT Attempt	-- • --
Rebounds	-- • --
Assists	-- • --
Steals	-- • --
Blocks	-- • --
Minutes	-- • --

CAREER HIGHS

Points	27 • McNeese State (12/12/23)
FG Made	10 • McNeese State (12/12/23)
FG Attempts	14 • McNeese State (12/12/23)
3-Pt Made	--
3-Pt Attempts	--
FT Made	7 • McNeese State (12/12/23)
FT Attempt	14 • McNeese State (12/12/23)
Rebounds	10 • 2x, Last: Coppin St. (12/20/23)
Assists	2 • 4x, Last: Texas Southern (12/20/25)
Steals	2 • 3x, Last: vs. Rice (03/22/24)
Blocks	4 • Northwestern State (12/17/23)
Minutes	23 • Texas Southern (11/20/23)

- Played in 21 games in her first season at Vanderbilt
- Transfered to Vanderbilt after two seasons at LSU where she played in 65 games with one start
- Appeared in nine NCAA Tournament games and has played in the Elite 8 in each of the last two seasons with the Tigers
- All-SEC Freshman Team (2023-24)
- Five-star recruit and ranked No. 7 in the Class of 2023 and the No. 2 post player by HoopGurlz/espnW
- Won Gold with Team USA at the FIBA U18 World Cup in Argentina ('22)
- Played at The Webb School in Bell Buckle, Tennessee, winning back-to-back state championships as a junior and senior

SUPERLATIVES	'26-27	CAREER
10+ POINTS	--	4
15+ POINTS	--	1
20+ POINTS	--	1
25+ POINTS	--	1
30+ POINTS	--	--
40+ POINTS	--	--
50+ POINTS	--	--
MADE 3+ 3-PT FG	--	--
10+ REBS	--	2
5+ ASSISTS	--	--

SUPERLATIVES	'26-27	CAREER
3+ ASSISTS	--	--
5+ STEALS	--	--
3+ STEALS	--	--
2+ BLOCKS	--	8
DOUBLE-DOUBLES	--	1
LED VANDY IN PTS	--	--
LED VANDY IN REB	--	--
LED VANDY IN AST	--	--
LED VANDY IN STL	--	--
LED VANDY IN BLK	--	6

GAME-BY-GAME

DATE	OPPONENT	GS	MIN	FGM/A	FG%	3FG/A	3P%	FTM/A	FG%	OFF	DEF	TOT	AVG	PF	AST	T/O	BLK	STL	PTS	AVG
11.2.26	LIPSCOMB	DID NOT PLAY																		
11.4.26	QUEENS	DID NOT PLAY																		
11.9.26	MOREHEAD STATE	DID NOT PLAY																		
11.11.26	WKU	DID NOT PLAY																		
11.15.26	VS. IOWA	DID NOT PLAY																		
11.18.26	NORTH ALABAMA	DID NOT PLAY																		
11.23.26	VS. ARIZONA	DID NOT PLAY																		
TOTAL		--	--	--	--	--	--	--	--	--	--	--	--	--	--	--	--	--	--	--

CAREER STATS

YEAR	GP	GS	MIN	AVG	FG	FGA	PCT	3FG	3FGA	3PCT	FT	FTA	PCT	OFF	DEF	TOT	AVG	PF	FO	AST	TO	BLK	STL	PTS	AVG
2023-24*	37	1	416	11.2	60	111	.541	0	0	.000	53	93	.570	47	82	129	3.5	63	0	8	30	30	15	173	4.7
2024-25*	28	0	175	6.3	20	48	.417	0	0	.000	16	33	.485	25	32	57	2.0	39	1	2	12	8	3	56	2.0
2025-26	21	0	120	5.7	10	20	.500	0	0	.000	7	14	.500	8	20	28	1.3	18	0	16	16	15	5	27	1.3
2026-27	--	--	--	--	--	--	--	--	--	--	--	--	--	--	--	--	--	--	--	--	--	--	--	--	--
*LSU	65	1	591	9.1	80	159	.503	0	0	.000	69	126	.548	72	114	186	2.9	102	1	10	42	38	18	229	3.5
VANDY	21	0	120	5.7	10	20	.500	0	0	.000	7	14	.500	8	20	28	1.3	18	0	16	16	15	5	27	1.3
CAREER	86	1	711	8.3	90	179	.503	0	0	.000	76	140	.543	80	134	214	2.5	120	1	26	58	53	23	256	3.0



33 MIA WOOLFOLK

@mia.woolfolk
@mia_woolfolk

F • 6-3 • Jr. • Midlothian, Va. • Georgia

SEASON HIGHS

Points	27 • Western Kentucky (11/11/26)
FG Made	12 • Western Kentucky (11/11/26)
FG Attempts	16 • Morehead State (11/9/26)
3-Pt Made	-- • --
3-Pt Attempt	-- • --
FT Made	3 • 2x, Last: North Alabama (11/2/26)
FT Attempt	4 • Lipscomb (11/2/26)
Rebounds	6 • Morehead State (11/9/26)
Assists	2 • North Alabama (11/18/26)
Steals	4 • North Alabama (11/18/26)
Blocks	1 • vs. Iowa (11/15/26)
Minutes	31 • vs Iowa (11/15/26)

CAREER HIGHS

Points	29 • Oklahoma (2/19/26)
FG Made	12 • Western Kentucky (11/11/26)
FG Attempts	16 • 2x, Last: Morehead State (11/9/26)
3-Pt Made	--
3-Pt Attempts	1 • Clemson (12/19/24)
FT Made	11 • Oklahoma (2/19/26)
FT Attempt	16 • vs.. Virginia (3/21/26)
Rebounds	13 • 2x, Last: at Kentucky (1/24/26)
Assists	3 • 2x, Last: at Auburn (2/23/26)
Steals	5 • Texas A&M (1/4/26)
Blocks	2 • Auburn (2/27/25)
Minutes	35 • vs. Virginia (3/21/26)

- **Transferred to Vanderbilt after two seasons at Georgia (2024-26)**
- **Currently on a 19-game double-digit scoring streak**
- **One of 12 players in NCAA Division I to shoot 68% or better from the field in 25-26**
- **Holds a career field goal percentage of 58.3 percent**
- **In 2025-26, averaged a career-high 13.9 points and 5.4 rebounds, leading Georgia in rebounds and ranking second on the team in scoring**
- **Last season in SEC play, averaged 14.5 points and 5.8 rebounds and shot 58.2 percent**
- **All-SEC freshman team ('24)**
- **Played at Manchester High School in Midlothian, Virginia**

SUPERLATIVES	'26-27	CAREER
10+ POINTS	7	44
15+ POINTS	6	24
20+ POINTS	3	9
25+ POINTS	2	4
30+ POINTS	--	--
40+ POINTS	--	--
50+ POINTS	--	--
MADE 3+ 3-PT FG	--	--
10+ REBS	--	4
5+ ASSISTS	--	--

SUPERLATIVES	'26-27	CAREER
3+ ASSISTS	--	2
5+ STEALS	--	1
3+ STEALS	1	9
2+ BLOCKS	--	1
DOUBLE-DOUBLES	--	4
LED VANDY IN PTS	3	3
LED VANDY IN REB	1	1
LED VANDY IN AST	--	--
LED VANDY IN STL	--	--
LED VANDY IN BLK	--	--

GAME-BY-GAME

DATE	OPPONENT	GS	MIN	FGM/A	FG%	3FG/A	3P%	FTM/A	FG%	OFF	DEF	TOT	AVG	PF	AST	T/O	BLK	STL	PTS	AVG
11.2.26	LIPSCOMB	*	16:40	6-10	.600	0-0	.000	3-4	.750	2	3	5	5.0	1	0	1	0	0	15	15.0
11.4.26	QUEENS	*	17:55	7-9	.778	0-0	.000	2-3	.667	2	1	3	4.0	3	1	1	0	2	16	15.5
11.9.26	MOREHEAD STATE	*	19:38	9-16	.563	0-0	.000	2-2	1.000	0	6	6	4.7	3	1	2	0	2	20	17.0
11.11.26	WKU	*	19:44	12-14	.857	0-0	.000	3-4	.750	3	0	3	4.3	3	0	0	0	1	27	19.5
11.15.26	VS. IOWA	*	31:07	9-13	.692	0-0	.000	1-2	.500	1	4	5	4.4	4	1	2	1	0	19	19.4
11.18.26	NORTH ALABAMA	*	19:49	8-12	.667	0-0	.000	3-3	1.000	4	1	5	4.5	2	2	0	0	4	19	19.3
11.23.26	VS. ARIZONA	*	24:50	8-13	.615	0-0	.000	9-13	.692	2	4	6	4.7	5	0	1	0	3	25	20.1
TOTAL		**7**	**149:43**	**59-87**	**.678**	**0-0**	**.000**	**23-31**	**.742**	**14**	**19**	**33**	**4.7**	**21**	**5**	**7**	**1**	**12**	**141**	**20.1**

CAREER STATS

YEAR	GP	GS	MIN	AVG	FG	FGA	PCT	3FG	3FGA	3PCT	FT	FTA	PCT	OFF	DEF	TOT	AVG	PF	FO	AST	TO	BLK	STL	PTS	AVG
2024-25*	23	11	496	21.6	95	185	.514	0	1	.000	64	97	.660	49	66	115	5.0	82	7	9	32	12	33	254	11.0
2025-26*	30	29	694	23.1	160	266	.602	0	0	.000	96	133	.722	57	105	162	5.4	92	4	24	50	12	35	416	13.9
2026-27	7	7	150	21.4	59	87	.678	0	0	.000	23	31	.742	14	19	33	4.7	21	1	5	7	1	12	141	20.1
**UGA*	*53*	*40*	*1190*	*22.5*	*255*	*451*	*.565*	*0*	*1*	*.000*	*160*	*230*	*.696*	*106*	*171*	*277*	*5.2*	*174*	*11*	*33*	*82*	*24*	*68*	*670*	*12.6*
CAREER	**60**	**47**	**1340**	**22.3**	**314**	**538**	**.584**	**0**	**1**	**.000**	**183**	**261**	**.701**	**120**	**190**	**310**	**5.2**	**195**	**12**	**38**	**89**	**25**	**80**	**811**	**13.5**

GAME RECAPS

GAME 1 #8/9 Vanderbilt vs. Lipscomb

	1	2	3	4	TOTAL
Lipscomb	15	9	7	22	**53**
Vanderbilt	27	36	23	26	**112**

DATE: Nov. 2, 2026 **SITE:** Memorial Gym (Nashville, Tenn.)
TIPOFF: 11 a.m. **END:** 12:58 p.m. **ELAPSED:** 1:58
ATTENDANCE: 7,023

HIGH-OCTANE OPENER

Nashville, Tenn. – The No. 8/9-ranked Vanderbilt women's basketball team posted its highest point total this century to kick off the 2026-27 campaign, as the Commodores collected a 112-53 victory over Lipscomb at Memorial Gymnasium Monday afternoon.

Vandy's high-octane offense set the program record for most points scored in a season opener. The 112 points scored on Monday are the most in a game for the Dores since a 116-point output against Hampton Nov. 29, 1998, at Memorial Gym. Overall, the 112 points registered on Monday are tied for the sixth-most Vanderbilt has scored in a contest in school history.

The victory puts Vanderbilt at 1-0 for the sixth consecutive season. Vanderbilt head coach Shea Ralph is the only person in program history to lead the Dores to six straight season-opening victories.

All-American Mikayla Blakes was dominant and efficient to open her junior campaign. The reigning SEC Player of the Year collected a game-best 27 points, nine rebounds and six assists in 27 minutes played. The guard shot a blistering 61.1 percent from the field and added a team-best four steals and two blocks to her stat line against the Bisons.

Blakes' performance on Monday marked the eighth time in her career she has registered 20-plus points, 5-plus rebounds and 5-plus assists in a game. It is the second time she has accomplished the feat against Lipscomb, as she had 23 points, five assists and five rebounds versus the Bison in her first collegiate game on Nov. 4, 2024.

Sophomore Aubrey Galvan got her sophomore season started on a high note as well. The point guard dished out a game-high 11 assists to go along with 16 points to post her third career double-double. It is the fourth time Galvan has had 10 or more assists in a contest, while the Deerfield, Illinois, native did not commit a turnover in 26 minutes of action.

In total, Vanderbilt had five players tally double-figure points in Monday's season-opening victory. All 12 Dores who saw the court against Lipscomb scored at least one point.

Junior Mia Woolfolk had 15 points to go along with five rebounds, and shot 60 percent from the field (6-of-10) in her Commodore debut. Senior Madison Greene tallied 19 points and went 7-of-10 in 21 minutes off the bench, while senior Aiyana Mitchell scored 10 points and five rebounds playing 12 minutes in a reserve role.

BOX SCORE

Lipscomb - 53 Record: 0-1

NO.	Name		Min	FG M-A	3P M-A	FT M-A	Rebounds OR	DR	TOT	Fouls PF	FD	TP	AS	TO	ST	Blocks BS	BA	+/-
1	Lexi Primus	G	21:40	0-3	0-1	0-0	0	0	0	1	1	0	0	0	0	0	1	-38
11	McKayla Miller	G	28:23	5-17	2-8	4-4	1	5	6	1	4	16	0	1	1	0	1	-49
14	Tess Wiczek	G	24:25	3-4	2-2	2-2	3	4	7	1	1	10	3	8	1	0	0	-35
20	Hannah Richardson	G	20:49	3-4	0-0	1-1	0	0	0	1	1	7	0	2	0	0	1	-37
24	Hope Counts	G	20:24	0-5	0-3	1-2	0	4	4	5	3	1	1	2	1	0	0	-34
12	Mia Smith		17:24	1-8	0-2	0-0	0	0	0	4	2	2	1	6	0	0	2	-38
3	Taliah Lee		22:33	2-6	2-4	0-0	2	1	3	2	1	6	3	3	0	1	0	-25
5	Presly Samz		17:53	1-3	1-3	0-0	1	1	2	0	3	3	0	5	0	0	0	-17
2	Elena Bertrand		21:47	3-7	2-4	0-0	2	1	3	3	1	8	4	3	0	0	1	-20
0	Kennedy Sproule		04:42	0-2	0-1	0-0	0	0	0	0	1	0	0	0	0	0	1	-2
Team							5	0	5	0		0		1				
Totals				18-59	9-28	8-9	14	16	30	18	17	53	12	31	3	1	7	-59

Major Fouls: Coach (TF) 1st 7:01

Shooting By Period		
1st	FG%	6-17 35.3%
	3PT%	3-8 37.5%
	FT%	0-0 0%
2nd	FG%	3-11 27.3%
	3PT%	1-3 33.3%
	FT%	2-2 100%
3rd	FG%	2-16 12.5%
	3PT%	0-7 0.0%
	FT%	3-3 100%
4th	FG%	7-15 46.7%
	3PT%	5-10 50.0%
	FT%	3-4 75%
GM	FG%	18-59 30.5%
	3PT%	9-28 32.1%
	FT%	8-9 88.9%

Dead Ball Rebounds: 0, 0

Vanderbilt - 112 Record: 1-0

NO.	Name		Min	FG M-A	3P M-A	FT M-A	Rebounds OR	DR	TOT	Fouls PF	FD	TP	AS	TO	ST	Blocks BS	BA	+/-
33	Mia Woolfolk	F	16:40	6-10	0-0	3-4	2	3	5	1	3	15	0	1	0	0	0	31
0	Olivia Jones	G	18:53	4-7	0-2	0-0	0	1	1	4	1	8	0	2	1	1	0	33
1	Mikayla Blakes	G	26:42	11-18	0-2	5-5	3	6	9	2	3	27	6	1	4	2	0	50
3	Aubrey Galvan	G	26:00	7-10	2-3	0-0	0	4	4	0	2	16	11	0	4	0	0	53
15	Vernell Atamah	G	21:04	2-7	1-6	0-0	1	1	2	1	0	5	3	0	3	1	0	45
5	Jhai Johnson		19:45	1-2	0-1	2-4	1	6	7	3	2	4	0	2	2	2	0	26
14	Aiyana Mitchell		12:24	5-5	0-0	0-0	1	4	5	1	1	10	0	1	2	0	0	22
4	Madison Greene		21:07	7-10	5-7	0-1	1	0	1	2	2	19	1	1	4	0	1	19
30	Trinity Wilson		12:28	0-0	0-0	1-2	1	0	1	1	1	1	1	1	2	0	0	5
2	Saniyah Glenn		12:08	0-1	0-0	1-2	1	0	1	1	2	1	3	1	0	0	0	7
11	Monique Williams		08:07	1-1	0-0	2-2	1	1	2	1	1	4	0	0	0	1	0	1
7	Sther Ubaka		04:42	1-1	0-0	0-0	0	0	0	1	0	2	0	1	0	0	0	2
Team							0	2	2	0		0		0				
Totals				45-72	8-21	14-20	12	28	40	17	18	112	27	11	22	7	1	59

Major Fouls: NONE

Shooting By Period		
1st	FG%	11-16 68.8%
	3PT%	1-3 33.3%
	FT%	4-4 100%
2nd	FG%	16-22 72.7%
	3PT%	2-5 40.0%
	FT%	2-2 100%
3rd	FG%	10-22 45.5%
	3PT%	1-7 14.3%
	FT%	2-4 50%
4th	FG%	8-12 66.7%
	3PT%	4-6 66.7%
	FT%	6-10 60%
GM	FG%	45-72 62.5%
	3PT%	8-21 38.1%
	FT%	14-20 70.0%

Dead Ball Rebounds: 5, 0

	LIPS	VANDY
Biggest lead	0 (1st 10:00)	63 (4th 1:53)
Best Scoring Run	5 (1st 5:18)	19 (3rd 2:28)
Lead Changes	0	
Times Tied	0	
Time with Lead	00:00	39:47

Points from	LIPS	VANDY
Turnovers	3	42
Paint	16	62
Second Chance	5	13
Fast Breaks	12	33
Bench	19	41

Period by Period Scoring	1st	2nd	3rd	4th	TOT
LIPS	15	9	7	22	53
VANDY	27	36	23	26	112

INDIVIDUAL LEADERS

	Vanderbilt	Lipscomb
Points	27 • M. Blakes 24 • M. Greene	16 • M. Miller 10 • T. Wiczek
Rebounds	9 • M. Blakes 7 • J. Johnson	7 • T. Wiczek 6 • M. Miller
Assists	11 • A. Galvan 6 • M. Blakes	4 • E. Bertrnd 3 • P. Samz/T. Wiczek
Steals	4 • four players tied	1 • 3 players tied
Blocks	3 • V. Atamah 2 • M. Blakes/J.Johnson 1 • 3 players tied	1 • T. Lee

GAME 2 #8/9 Vanderbilt vs. Queens

	1	2	3	4	TOTAL
Queens	4	7	12	19	**42**
Vanderbilt	38	25	16	11	**100**

DATE: Nov. 4, 2026 **SITE:** Memorial Gym (Nashville, Tenn.)
TIPOFF: 6:30 p.m. **END:** 8:17 p.m. **ELAPSED:** 1:47
ATTENDANCE: 2,806

COMMODORES DETHRONE QUEENS

Nashville, Tenn. – The No. 8/9-ranked Vanderbilt women's basketball team used a record-setting first half to cruise to a 100-42 victory over Queens Wednesday night at Memorial Gymnasium.

The Commodores set the program record for most points scored in any half, as Vandy held a 73-11 lead going into halftime. The Dores used the longest scoring run of the Shea Ralph era to build the 62-point advantage in the first half, as Vanderbilt went on a 34-0 run that spanned between the first and second quarters.

The 62-point lead for the Dores at the end of 20 minutes of play marked the widest scoring margin that Vanderbilt has had in a half in program history. The 73 points over the first two quarters are the second-most scored by an SEC team in any half in this century.

Vanderbilt registered 100 or more points for the second straight game to open the 2026-27 campaign, as the Commodores scored a 112-53 victory over Lipscomb in Monday's season opener. It marks the first time since the 1994-95 campaign that Vandy has tallied 100 points in back-to-back games.

All-American Mikayla Blakes was once again extremely efficient in another 20-plus-point outing, as she scored a game-high 24 points and shot 52.9 percent from the floor. The Somerset, New Jersey, native added five rebounds, three assists and three steals to her stat line in 23 minutes of action.

Blakes' 24 points extended her consecutive games streak with 20 or more points to 17 straight games dating back to last season. It is the longest streak among active NCAA Division I players. She also pushes her overall double-digit scoring streak to 55 games, the third-longest active streak in NCAA Division I.

The Dores had five players score double-digit points in Wednesday's victory. Junior Mia Woolfolk followed Blakes with 16 points to push her double-figure scoring streak to 15 games. The forward shot 77.8 percent from the floor, making seven of her nine shots from the field.

Freshman Olivia Jones registered a career-high 15 points to go along with a team-best four steals in 22 minutes. Sophomore Aubrey Galvan scored 13 points and had a game-high six assists in 21 minutes, and senior Aiyana Mitchell tallied 10 points in 10 minutes off the bench.

For the second consecutive game, all 12 Vanderbilt players who played on Wednesday scored.

The Commodores shot 55.7 percent from the field and made 10 3-point field goals in the victory. Vanderbilt held a 55-18 edge in points off turnovers, as the Dores had 23 steals and forced the Royals into 36 miscues.

BOX SCORE

Queens (NC) - 42 Record: 0-2

NO.	Name		Min	FG M-A	3P M-A	FT M-A	Rebounds OR	DR	TOT	Fouls PF	FD	TP	AS	TO	ST	Blocks BS	BA	+/-
5	Breese Jones-Grant	F	20:22	0-4	0-2	0-0	0	3	3	1	1	0	0	1	0	0	0	-31
14	Ryan Davis	F	22:45	1-2	0-0	2-2	1	0	1	2	1	4	0	4	0	1	0	-30
11	Makayla Minshall	G	27:01	3-10	0-2	0-0	1	3	4	2	1	6	0	5	0	0	2	-36
21	Ashantay Noble	G	22:21	3-7	0-1	2-2	2	3	5	2	4	8	1	5	1	0	1	-24
23	Mia Moore	G	14:53	1-3	0-0	0-0	0	4	4	3	1	2	0	3	1	0	1	-18
3	Ahmani Klabunde		22:15	2-9	2-6	0-0	0	0	0	1	0	6	0	6	2	0	0	-35
31	Bresh Franks		09:41	3-4	0-0	0-0	1	0	1	0	0	6	1	0	0	0	0	-14
8	Paulina Reichenauer		08:41	0-0	0-0	0-0	0	0	0	0	0	0	1	2	2	0	0	-22
10	Nykira Arrington		19:38	2-3	0-0	0-0	1	3	4	3	0	4	1	2	3	2	0	-27
32	Shadeh Preston		07:34	1-3	0-0	0-0	0	0	0	3	1	2	0	2	0	0	0	-14
35	Shira Shani		07:18	0-0	0-0	0-0	0	0	0	0	0	0	0	0	0	0	0	-25
4	Cianna Pagineau		08:00	0-0	0-0	0-0	0	0	0	0	0	0	0	2	0	0	0	-21
0	Anisa Akinola		09:31	1-5	0-0	2-2	3	2	5	0	1	4	2	0	1	0	1	7
Team							2	0	2	0		0		4				
Totals				17-50	2-11	6-6	11	18	29	17	11	42	6	36	10	3	5	-58

Major Fouls: NONE

Shooting By Period		
1st	FG%	2-10 20.0%
	3PT%	0-1 0.0%
	FT%	0-0 0%
2nd	FG%	2-9 22.2%
	3PT%	1-4 25.0%
	FT%	2-2 100%
3rd	FG%	6-12 50.0%
	3PT%	0-2 0.0%
	FT%	0-0 0%
4th	FG%	7-19 36.8%
	3PT%	1-4 25.0%
	FT%	4-4 100%
GM	FG%	17-50 34.0%
	3PT%	2-11 18.2%
	FT%	6-6 100.0%

Dead Ball Rebounds: 1, 0

Vanderbilt - 100 Record: 2-0

NO.	Name		Min	FG M-A	3P M-A	FT M-A	Rebounds OR	DR	TOT	Fouls PF	FD	TP	AS	TO	ST	Blocks BS	BA	+/-
33	Mia Woolfolk	F	17:55	7-9	0-0	2-3	2	1	3	3	3	16	1	1	2	0	0	31
0	Olivia Jones	G	22:16	5-7	2-4	3-5	1	3	4	0	3	15	2	1	4	0	0	42
1	Mikayla Blakes	G	22:36	9-17	4-9	2-2	2	3	5	1	3	24	3	1	3	0	1	52
3	Aubrey Galvan	G	20:55	4-7	2-3	3-3	0	2	2	0	2	13	6	1	3	0	1	56
15	Vernell Atamah	G	28:49	3-6	2-4	0-0	0	3	3	1	0	8	3	0	3	2	0	23
5	Jhai Johnson		15:51	1-3	0-0	0-2	0	2	2	3	2	2	2	2	1	2	1	24
14	Aiyana Mitchell		10:09	4-5	0-0	2-3	4	0	4	1	2	10	2	1	1	1	0	33
4	Madison Greene		26:21	2-7	0-5	0-0	0	3	3	0	0	4	3	6	1	0	1	28
2	Saniyah Glenn-Bello		11:04	1-2	0-0	0-2	2	0	2	1	1	2	2	0	3	0	0	5
30	Trinity Wilson		11:56	1-4	0-0	0-0	1	0	1	0	0	2	1	3	1	1	0	-6
7	Sther Ubaka		06:04	1-2	0-0	0-2	1	1	2	1	1	2	0	1	0	0	0	14
11	Monique Williams		06:04	1-1	0-0	0-0	2	2	4	0	0	2	0	2	0	0	0	1
Team							3	1	4	0		0		0				
Totals				39-70	10-25	12-22	18	21	39	11	17	100	25	18	23	5	3	58

Major Fouls: NONE

Shooting By Period		
1st	FG%	15-23 65.2%
	3PT%	2-5 40.0%
	FT%	6-8 75%
2nd	FG%	12-19 63.2%
	3PT%	6-9 66.7%
	FT%	5-8 62.5%
3rd	FG%	7-13 53.8%
	3PT%	1-6 16.7%
	FT%	1-4 25%
4th	FG%	5-15 33.3%
	3PT%	1-5 20.0%
	FT%	0-2 0%
GM	FG%	39-70 55.7%
	3PT%	10-25 40.0%
	FT%	12-22 54.5%

Dead Ball Rebounds: 5, 0

	QUEEN	VANDY
Biggest lead	0 (1st 10:00)	69 (3rd 6:34)
Best Scoring Run	8 (4th 5:53)	34 (2nd 7:26)
Lead Changes	0	
Times Tied	0	
Time with Lead	00:00	39:46

Points from	QUEEN	VANDY
Turnovers	18	56
Paint	24	54
Second Chance	13	10
Fast Breaks	10	26
Bench	22	24

Period by Period Scoring	1st	2nd	3rd	4th	TOT
QUEEN	4	7	12	19	42
VANDY	38	35	16	11	100

INDIVIDUAL LEADERS

	Vanderbilt	Queens
Points	24 • M. Blakes 16 • M. Woolfolk	8 • A. Noble 6 • 3 players tied
Rebounds	5 • M. Blakes 4 • 3 players tied	5 • A. Akinola/A. Noble 4 • 3 players tied
Assists	6 • A. Galvan 3 • 3 players tied	2 • A. Akinola 1 • 4 players tied
Steals	4 • O. Jones 3 • 4 players tied	3 • N. Arrington 2 • Klabunde/Reichenauer
Blocks	2 • V. Atamah 1 • 3 players tied	2 • N. Arrington 1 • R. Davis

GAME 3 #8/9 Vanderbilt vs. Morehead St.

	1	2	3	4	TOTAL
Morehead St.	10	16	15	9	**50**
Vanderbilt	28	25	30	19	**102**

DATE: Nov. 9, 2026 **SITE:** Memorial Gym (Nashville, Tenn.)
TIPOFF: 6:30 p.m. **END:** 8:34 p.m. **ELAPSED:** 2:04
ATTENDANCE: 3,146

DORES CLIP EAGLES

Nashville, Tenn. – The No. 8/9-ranked Vanderbilt women's basketball team cruised to its third straight victory to begin the 2026-27 season Monday night, as the Commodores picked up a 102-50 win over Morehead State at Memorial Gymnasium.

The Commodores scored 100-plus points in the 52-point win over Morehead State. It marks the first time in program history that Vanderbilt has registered 100 or more points in three straight games. Vandy came into the contest against the Eagles having posted a 112-53 victory over Lipscomb in the season opener last Monday and a 100-42 win over Queens this past Wednesday.

Vanderbilt had four players score double-digit points in Monday's victory over Morehead State. Junior Mikayla Blakes paced the Dores with a game-high 25 points, while she dished out six assists.

Blakes 25-point effort pushes her NCAA-leading streak of consecutive games with 20-plus points to 18. The guard also extends her double-digit scoring streak to 56 games, which is the third-longest among all active NCAA players.

The Somerset, New Jersey, native moved into seventh place on Vanderbilt's all-time scoring list on Monday, as Blakes' 25 points give her 1,763 career points, passing Christina Foggie (1,743 points; 2004-07).

Sophomore Aubrey Galvan and senior Aiyana Mitchell recorded a double-double against the Eagles. Galvan registered a season-best 18 points to go along with 10 assists to collect her second double-double of the season.

It is the first time a pair of Dores have had a double-double in the same contest since March 21, 2026, when Sacha Washington (10 points, 17 rebounds) and Ndjakalenga Mwenentanda (10 points, 11 rebounds) each had one in the victory over High Point in the first round of the NCAA Tournament.

Junior Mia Woolfolk had her first 20-point performance for the Dores, as the Midlothian, Virginia, native tallied 20 points and six rebounds in 20 minutes of action. It extends Woolfolk's double-digit scoring streak to 16 games, while it is her sixth career collegiate game with 20-plus points.

Vanderbilt led from beginning to end against Morehead State on Monday night. The Dores shot 49.3 percent from the floor and made 10 3-point field goals for the second straight contest. Vandy forced MSU into 27 miscues, which gave the Dores a 36-11 edge in points off turnovers.

BOX SCORE

Morehead St. - 50 Record: 0-3

NO.	Name		Min	FG M-A	3P M-A	FT M-A	Rebounds OR	DR	TOT	Fouls PF	FD	TP	AS	TO	ST	Blocks BS	BA	+/-
34	Lanae Riley	F	18:41	2-3	0-0	0-0	2	0	2	0	2	4	0	0	0	0	0	-31
1	Kensley Feltner	G	34:39	6-10	2-4	3-4	0	3	3	4	4	17	2	5	2	0	0	-41
4	Kamora Morgan	G	21:57	2-4	0-2	0-0	1	1	2	2	0	4	0	4	0	1	0	-35
9	Heidi Smith	G	17:05	1-5	0-0	0-0	1	1	2	1	0	2	1	3	1	0	1	-31
23	Samaria Taylor	G	29:17	3-7	0-0	1-4	1	1	2	4	4	7	0	3	1	0	1	-36
0	Millie Pearson		18:15	1-4	0-0	0-0	1	0	1	5	1	2	0	2	1	0	2	-15
2	Courtney Smith		14:04	1-3	0-0	0-0	1	0	1	1	0	2	0	0	0	0	0	-19
5	Breayah Jefferson		25:15	3-10	0-3	4-8	1	5	6	3	5	10	3	5	1	0	2	-23
15	Alonna Poole		08:52	0-0	0-0	0-0	0	0	0	0	0	0	1	2	0	0	0	-18
13	Allie Sykes		08:00	0-2	0-1	2-2	0	0	0	0	1	2	0	0	0	0	0	-6
8	Juliana Rodger		03:55	0-0	0-0	0-0	0	0	0	1	0	0	0	1	0	0	0	-5
Team							3	4	7			0		2				
Totals				19-48	2-10	10-18	11	15	26	21	17	50	7	27	5	1	6	-32

Technical Fouls: NONE

Shooting By Period		
1st	FG%	3-9 33.3%
	3PT%	0-0 0.0%
	FT%	4-8 50%
2nd	FG%	6-15 40.0%
	3PT%	1-3 33.3%
	FT%	3-4 75%
3rd	FG%	7-13 53.8%
	3PT%	1-4 25.0%
	FT%	0-2 0%
4th	FG%	3-11 27.3%
	3PT%	0-3 0.0%
	FT%	3-4 75%
GM	FG%	19-48 39.6%
	3PT%	2-10 20.0%
	FT%	10-18 55.6%

Dead Ball Rebounds: 5, 0

Vanderbilt - 102 Record: 3-0

NO.	Name		Min	FG M-A	3P M-A	FT M-A	Rebounds OR	DR	TOT	Fouls PF	FD	TP	AS	TO	ST	Blocks BS	BA	+/-
33	Mia Woolfolk	F	19:38	9-16	0-0	2-2	0	6	6	3	1	20	1	2	2	0	0	28
0	Olivia Jones	G	25:09	1-9	1-5	0-0	2	3	5	2	0	3	1	0	2	0	1	17
1	Mikayla Blakes	G	30:05	7-15	3-9	8-8	3	0	3	4	2	25	6	0	3	2	0	36
3	Aubrey Galvan	G	31:20	7-9	4-6	0-0	1	1	2	2	1	18	10	4	2	0	0	47
15	Vernell Atamah	G	21:57	1-2	1-2	3-4	1	2	3	2	4	6	2	0	4	1	0	42
14	Aiyana Mitchell		18:03	7-12	0-0	1-2	8	2	10	0	3	15	1	1	1	1	0	19
4	Madison Greene		21:14	0-2	0-2	0-0	0	0	0	3	0	0	2	0	0	0	0	27
5	Jhai Johnson		15:42	1-4	0-0	4-4	4	5	9	0	2	6	1	2	3	2	0	18
2	Saniyah Glenn-Bello		07:02	0-0	0-0	0-0	0	1	1	1	0	0	0	0	0	0	0	11
11	Monique Williams		03:55	2-2	1-1	0-0	2	1	3	0	1	5	0	0	0	0	0	6
30	Trinity Wilson		03:55	0-1	0-0	2-4	1	0	1	0	2	2	1	0	0	0	0	5
7	Sther Ubaka		02:00	1-1	0-0	0-0	0	0	0	0	0	2	0	0	1	0	0	3
Team							0	0	0			0		0				
Totals				36-73	10-25	20-24	22	21	43	17	21	102	25	10	18	6	1	52

Technical Fouls: NONE

Shooting By Period		
1st	FG%	12-20 60.0%
	3PT%	4-9 44.4%
	FT%	0-0 0%
2nd	FG%	9-16 56.3%
	3PT%	4-7 57.1%
	FT%	3-4 75%
3rd	FG%	9-16 56.3%
	3PT%	1-4 25.0%
	FT%	11-12 91.7%
4th	FG%	6-21 28.6%
	3PT%	1-5 20.0%
	FT%	6-8 75%
GM	FG%	36-73 49.3%
	3PT%	10-25 40.0%
	FT%	20-24 83.3%

Dead Ball Rebounds: 4, 0

	MORE	VANDY
Biggest lead	0 (1st 10:00)	54 (4th 0:31)
Best Scoring Run	7 (2nd 8:42)	15 (3rd 2:22)
Lead Changes	0	
Times Tied	0	
Time with Lead	00:00	39:41

Points from	MORE	VANDY
Turnovers	11	36
Paint	32	42
Second Chance	6	15
Fast Breaks	11	27
Bench	16	30

Period by Period Scoring	1st	2nd	3rd	4th	TOT
MORE	10	16	15	9	50
VANDY	28	25	30	19	102

INDIVIDUAL LEADERS

	Vanderbilt	Morehead St.
Points	25 • M. Blakes 20 • M. Woolfolk	17 • K. Feltner 10 • B. Jefferson
Rebounds	10 • A. Mitchell 9 • J. Johnson	6 • B. Jefferson 3 • K. Feltner
Assists	10 • A. Galvan 6 • M. Blakes	3 • B. Jefferson 2 • K. Feltner
Steals	4 • V. Atamah 3 • M. Blakes/J. Johnson	2 • K. Feltner 1 • 3 players tied
Blocks	2 • M. Blakes/J. Johnson 1 • V. Atamah/A. Mitchell	1 • K. Morgan

GAME RECAPS

GAME 4 #8/8 Vanderbilt vs. WKU

	1	2	3	4	TOTAL
WKU	18	7	21	13	**59**
V	31	26	23	21	**101**

DATE: Nov. 11, 2026 **SITE:** Memorial Gym (Nashville, Tenn.)
TIPOFF: 6:30 p.m. **END:** 8:14 p.m. **ELAPSED:** 1:44
ATTENDANCE: 3,190

DORES TOP WESTERN KENTUCKY

Nashville, Tenn. – The No. 8-ranked Vanderbilt women's basketball team outpaced Western Kentucky Wednesday evening at Memorial Gymnasium, as the Commodores picked up a 101-59 victory to remain undefeated for the 2026-27 campaign.

Vandy extended its school-record streak of consecutive 100-point outings to four straight games in the win over the Lady Toppers. The Commodores are just the sixth NCAA Division I team since 1999-00 to have four consecutive games scoring 100 or more points.

Junior Mia Woolfolk put together her best game to date in a Commodore uniform, as the transfer from Georgia scored a season-high 27 points. She shot 85.7 percent from the field, making 12 of her 14 shots from the field. It is the second straight 20-point outing for Woolfolk this week, as she registered 20 points exactly against Morehead State on Monday. The Midlothian, Virginia, native's double-digit scoring streak has now reached 17 games, while it is her seventh career game with 20-plus points.

Woolfolk led a group of five double-digit scorers for Vanderbilt. It is the third time in four games this season that five Commodores scored 10 or more points in a contest.

Sophomore Aubrey Galvan opened the second quarter by scoring the first eight points of the frame en route to a season-high 19-point outing. The point guard made a career-high five 3-point field goals, all of which came in the first half. Galvan tallied a game-high six assists, as she has now dished out six or more helpers in every game this season.

Junior Vernell Atamah entered the double-digit scoring column for the first time as a Commodore on Monday. The transfer from Northwestern State tallied 10 points and equaled her season-high in 3-pointers made with two.

Freshman Olivia Jones filled out the stat sheet against the Lady Toppers. The Bay Shore, New York, native collected 14 points to go along with a personal-best five assists and four steals. Sophomore Mikayla Blakes extended her double-digit scoring streak to 57 straight games with a 12-point performance.

Vanderbilt shot 54.7 percent from the field in the victory. The Dores forced WKU into 22 miscues, which led to a 29-2 advantage in points off turnovers. Vandy outscored the Lady Toppers in the paint, 64-20.

BOX SCORE

Western Ky. - 59 — Record: 2-1

NO.	Name		Min	FG M-A	3P M-A	FT M-A	Rebounds OR	DR	TOT	Fouls PF	FD	TP	AS	TO	ST	Blocks BS	BA	+/-
2	Torri James	F	22:03	4-5	0-0	4-4	1	1	2	1	2	12	1	1	0	1	1	-17
14	Hayven Smith	F	30:17	7-9	0-2	1-1	2	3	5	3	1	15	0	0	0	0	0	-21
8	Josie Glivin	G	37:46	4-10	2-6	0-0	0	6	6	4	4	10	4	4	1	0	0	-41
7	Kamille Brown	G	27:20	0-4	0-0	0-0	2	4	6	2	0	0	6	5	2	0	3	-30
11	Trinity Rowe	G	28:29	3-11	2-9	2-2	0	3	3	3	1	10	3	4	0	0	1	-24
1	Jamila Ray		21:59	2-12	0-3	0-0	0	3	3	0	2	4	0	4	0	0	0	-29
33	Tatum Boettjer		08:00	0-0	0-0	0-0	0	0	0	0	0	0	0	1	0	0	0	-21
12	Ellery Minch		19:46	2-3	1-2	0-0	0	1	1	0	0	5	1	0	1	0	0	-25
0	Lola Bond		02:12	1-1	1-1	0-0	0	0	0	0	0	3	0	0	0	0	0	-1
10	Mafalda Fontan		02:12	0-0	0-0	0-0	0	0	0	0	0	0	1	0	0	0	0	-1
Team							3	1	4	0		0		3				
Totals				23-55	5-23	7-7	8	22	30	13	10	59	16	22	4	1	5	-42

Major Fouls: NONE
Dead Ball Rebounds: 0, 0

Shooting By Period

1st	FG%	7-13 53.8%
	3PT%	2-5 40.0%
	FT%	2-2 100%
2nd	FG%	3-13 23.1%
	3PT%	1-5 20.0%
	FT%	0-0 0%
3rd	FG%	8-16 50.0%
	3PT%	2-8 25.0%
	FT%	3-3 100%
4th	FG%	5-13 38.5%
	3PT%	1-5 20.0%
	FT%	2-2 100%
GM	FG%	23-55 41.8%
	3PT%	6-23 26.1%
	FT%	7-7 100.0%

Vanderbilt - 101 — Record: 4-0

NO.	Name		Min	FG M-A	3P M-A	FT M-A	Rebounds OR	DR	TOT	Fouls PF	FD	TP	AS	TO	ST	Blocks BS	BA	+/-
33	Mia Woolfolk	F	19:44	12-14	0-0	3-4	3	0	3	3	4	27	0	0	1	0	1	15
0	Olivia Jones	G	26:34	4-6	0-1	6-6	1	2	3	1	3	14	5	1	4	0	0	28
1	Mikayla Blakes	G	30:00	6-15	0-5	0-0	1	2	3	1	1	12	3	0	3	0	0	34
3	Aubrey Galvan	G	30:16	7-12	5-8	0-0	0	3	3	0	0	19	6	3	2	0	0	34
15	Vernell Atamah	G	24:11	4-9	2-7	0-0	1	2	3	2	0	10	2	1	1	0	0	23
4	Madison Greene		20:39	1-5	1-3	0-0	2	1	3	0	1	3	2	1	2	0	0	24
14	Aiyana Mitchell		13:38	0-2	0-0	0-0	3	4	7	0	0	0	1	0	3	0	0	19
5	Jhai Johnson		15:55	2-4	0-1	2-3	2	4	6	1	2	6	4	0	0	1	0	14
2	Saniyah Glenn-Bello		06:38	0-1	0-1	0-0	0	1	1	1	0	0	1	0	0	0	0	8
30	Trinity Wilson		06:38	3-4	0-0	0-0	0	1	1	0	1	6	2	0	0	0	0	8
11	Monique Williams		03:35	0-1	0-0	0-0	0	0	0	1	1	0	1	0	0	0	0	2
7	Sther Ubaka		02:12	2-2	0-0	0-0	0	1	1	0	0	4	0	0	0	0	0	1
Team							1	3	4	0		0		0				
Totals				41-75	8-26	11-13	14	24	38	10	13	101	26	7	13	5	1	42

Major Fouls: NONE
Dead Ball Rebounds: 0, 0

Shooting By Period

1st	FG%	13-17 76.5%
	3PT%	2-4 50.0%
	FT%	3-4 75%
2nd	FG%	9-23 39.1%
	3PT%	4-11 36.4%
	FT%	4-5 80%
3rd	FG%	10-19 52.6%
	3PT%	1-7 14.3%
	FT%	2-2 100%
4th	FG%	9-16 56.3%
	3PT%	1-4 25.0%
	FT%	2-2 100%
GM	FG%	41-75 54.7%
	3PT%	8-26 30.8%
	FT%	11-13 84.6%

	WKU	VANDY
Biggest lead	4 (1st 8:12)	45 (4th 1:23)
Best Scoring Run	7 (3rd 4:26)	11 (2nd 9:01)
Lead Changes	1	
Times Tied	0	
Time with Lead	03:32	36:00

Points from	WKU	VANDY
Turnovers	2	29
Paint	20	64
Second Chance	6	16
Fast Breaks	8	20
Bench	12	19

Period by Period Scoring

	1st	2nd	3rd	4th	TOT
WKU	18	7	21	13	59
VANDY	31	26	23	21	101

INDIVIDUAL LEADERS

	V	WKU
Points	27 • M. Woolfolk 19 • A. Galvan	15 • H. Smith 12 • T. James
Rebounds	7 • A. Mitchell 6 • J. Johnson	6 • K. Brown/J. Gilvin 5 • H. Smith
Assists	6 • A. Galvan 5 • O. Jones	6 • K. Brown 4 • J. Gilvin
Steals	4 • O. Jones 3 • M. Blakes	2 • Brown 1 • J. Gilvin/E. Minch
Blocks	3 • A. Mitchell 1 • V. Atamah/J. Johnson	1 • T. James

GAME 5 #8/8 Vanderbilt vs. #10/13 Iowa

	1	2	3	4	TOTAL
V	10	10	20	25	**65**
Iowa	24	15	19	17	**75**

DATE: Nov. 15, 2026 **SITE:** Tyson Events Center (Sioux City, Iowa)
TIPOFF: Noon **END:** 1:54 p.m. **ELAPSED:** 1:54
ATTENDANCE: 6,413

DORES DROP A TOP-10 CONTEST TO IOWA

SIOUX CITY, Iowa – The No. 8-ranked Vanderbilt women's basketball team dropped its first contest of the 2026-27 season on Sunday, as the Commodores fell to No. 10/13-ranked Iowa at Tyson Events Center as part of the Bad Boy Mowers Series.

The Dores briefly led in the opening stages of Sunday's contest, but Iowa used a 17-4 run over two minutes in the first quarter to take a double-digit lead the Hawkeyes never relinquished. Vanderbilt fought back in the second half, outscoring Iowa 45-36, but it wasn't enough to erase the early deficit.

The loss puts No. 8 Vandy at 4-1 overall on the year, while No. 10/13 Iowa is now also 4-1.

Junior Mikayla Blakes the Dores with a game-high 20-point performance. It is the third time this season that the guard has scored 20 or more points in a contest. Blakes also pushes her double-figure scoring streak to 58 games, which is the third-longest active streak in NCAA Division I.

Blakes led a trio of Commodores who tallied double-digit points on Sunday. Junior Mia Woolfolk registered 19 points to push her double-digit scoring streak to 18 games. Sophomore Aubrey Galvan tallied 15 points and handed out team-best four assists. Galvan has now scored 10-plus points in nine consecutive contests.

Vanderbilt posted a 35.7 field goal percentage, while Iowa shot 43.5 percent from the floor. The Hawkeyes held a 21-5 advantage in points off the bench. The Dores forced Iowa into 14 miscues, which led to 15 Vandy points off turnovers.

BOX SCORE

Vanderbilt - 65 — Record: 4-1

NO.	Name		Min	FG M-A	3P M-A	FT M-A	Rebounds OR	DR	TOT	Fouls PF	FD	TP	AS	TO	ST	Blocks BS	BA	+/-
33	Mia Woolfolk	F	31:07	9-13	0-0	1-2	1	4	5	4	4	19	1	2	0	1	0	-1
0	Olivia Jones	G	35:22	1-8	0-2	1-4	0	1	1	3	2	3	0	0	0	0	0	-14
1	Mikayla Blakes	G	40:00	6-22	1-7	7-7	2	6	8	3	3	20	1	0	6	0	2	-10
3	Aubrey Galvan	G	35:01	6-18	2-9	1-2	0	2	2	4	1	15	4	4	0	0	0	-4
15	Vernell Atamah	G	16:57	1-5	0-1	1-1	1	2	3	1	1	3	0	0	1	0	0	-11
4	Madison Greene		07:15	0-1	0-0	0-0	0	0	0	2	0	0	0	0	1	0	0	-3
5	Jhai Johnson		20:24	1-1	0-0	1-2	3	4	7	1	1	3	1	1	0	2	0	-4
14	Aiyana Mitchell		13:55	1-2	0-0	0-0	1	3	4	2	0	2	0	0	1	0	0	-3
Team							5	3	8	0		0		1				
Totals				25-70	3-19	12-18	13	25	38	20	17	65	7	8	9	3	2	-10

Major Fouls: NONE
Dead Ball Rebounds: 4, 0

Shooting By Period

1st	FG%	4-16 25.0%
	3PT%	0-3 0.0%
	FT%	2-3 66.7%
2nd	FG%	4-20 20.0%
	3PT%	0-5 0.0%
	FT%	2-6 33.3%
3rd	FG%	8-17 47.1%
	3PT%	0-4 0.0%
	FT%	4-4 100%
4th	FG%	9-17 52.9%
	3PT%	3-7 42.9%
	FT%	4-5 80%
GM	FG%	25-70 35.7%
	3PT%	3-19 15.8%
	FT%	12-18 66.7%

Iowa - 75 — Record: 4-1

NO.	Name		Min	FG M-A	3P M-A	FT M-A	Rebounds OR	DR	TOT	Fouls PF	FD	TP	AS	TO	ST	Blocks BS	BA	+/-
20	McKenna Woliczko	F	23:48	2-5	0-2	2-2	2	6	8	4	2	6	3	4	0	1	0	13
5	Ava Heiden	G	33:35	7-12	0-0	1-4	5	8	13	2	5	15	2	2	0	0	2	7
1	Taylor Stremlow	G	26:46	3-7	0-4	0-0	0	0	0	3	1	6	6	3	0	0	0	9
11	Chazadi Wright	G	38:19	6-15	4-11	0-0	0	3	3	1	1	16	4	1	2	0	0	13
15	Amari Whiting	G	28:44	3-6	1-3	4-7	3	9	12	3	5	11	1	2	1	0	0	4
0	Jocelyn Faison		17:53	1-4	0-1	1-2	1	1	2	1	0	3	3	0	2	0	0	5
8	Journey Houston		22:38	3-8	0-2	2-4	3	3	6	3	2	8	1	1	1	0	1	0
3	Dani Carnegie		08:19	2-5	2-5	4-6	0	1	1	0	4	10	0	1	0	1	0	-1
Team							1	3	4	0		0		0				
Totals				27-62	7-28	14-25	15	34	49	17	20	75	20	14	6	2	3	10

Major Fouls: NONE
Dead Ball Rebounds: 6, 0

Shooting By Period

1st	FG%	9-18 50.0%
	3PT%	3-9 33.3%
	FT%	3-4 75%
2nd	FG%	6-14 42.9%
	3PT%	0-5 0.0%
	FT%	3-5 60%
3rd	FG%	8-18 44.4%
	3PT%	2-8 25.0%
	FT%	1-2 50%
4th	FG%	4-12 33.3%
	3PT%	2-6 33.3%
	FT%	7-14 50%
GM	FG%	27-62 43.5%
	3PT%	7-28 25.0%
	FT%	14-25 56.0%

	VAN	UI
Biggest lead	2 (1st 9:04)	22 (2nd 0:54)
Best Scoring Run	9 (4th 0:22)	9 (1st 3:02)
Lead Changes	1	
Times Tied	2	
Time with Lead	00:31	37:33

Points from	VAN	UI
Turnovers	15	3
Paint	30	38
Second Chance	13	13
Fast Breaks	4	14
Bench	5	21

Period by Period Scoring

	1st	2nd	3rd	4th	TOT
VAN	10	10	20	25	65
UI	24	15	19	17	75

INDIVIDUAL LEADERS

	V	Iowa
Points	20 • M. Blakes 19 • M. Woolfolk	16 • C. Wright 15 • A. Heiden
Rebounds	8 • M. Blakes 7 • J. Johnson	13 • A. Heiden 12 • A. Whiting
Assists	4 • A. Galvan 1 • 3 players tied	6 • T. Stremlow 4 • C. Wright
Steals	6 • M. Blakes 1 • 3 players tied	2 • J. Faison/C. Wright 1 • J. Houston/A. Whiting
Blocks	2 • J. Johnson 1 • M. Woolfolk	1 • D. Carnegie/M. Woliczko

GAME 6 #11/13 Vanderbilt vs. North Ala.

	1	2	3	4	TOTAL
North Ala.	11	10	5	18	**44**
V	21	22	22	15	**80**

DATE: Nov. 18, 2026 **SITE:** Memorial Gym (Nashville, Tenn.)
TIPOFF: 6:30 p.m. **END:** 8:22 p.m. **ELAPSED:** 1:52
ATTENDANCE: 3,063

DORES CAGE LIONS

NASHVILLE, Tenn. – Five Vanderbilt women's basketball players scored double figures Wednesday night in an 80-44 win over North Alabama at Memorial Gymnasium.

Junior Mia Woolfolk paced the quintet of double-digit scorers for the Dores, as the 6-3 forward tallied a game-high 19 points. Woolfolk shot 66.7 percent from the floor, going 8-of-12. It is the fifth time this season that the junior has registered 15 or more points in a game while shooting 60 percent or better from the floor.

With the victory, Vanderbilt improves to 5-1 on the year, while North Alabama falls to 2-3. The Commodores extended their home winning streak to 24 straight games dating back to the 2023-24 season.

Junior Mikayla Blakes became the sixth Dore in program history to score over 1,800 career points, as the All-American collected 15 points against the Lions. Blakes matched her season-high in assists on Wednesday by dishing out a game-high six helpers for the third time in a game. The Somerset, New Jersey, native also had six rebounds and three steals on the night.

Senior Aiyana Mitchell made her first start of the 2026-27 campaign, and the third overall of her career. The 6-5 senior responded with her fourth double-digit scoring effort early in the season with a 12-point performance. Mitchell has now scored 10 or more points in all three career starts at the collegiate level.

Sophomore Aubrey Galvan and freshman Jhai Johnson each had 10 points to round out the group of double-digit scorers for the Dores. Galvan extended her double-digit streak to 10 games, while Johnson had her first game scoring double figures at the collegiate level.

Vanderbilt led from start to finish on Wednesday night against North Alabama. The Dores led by as many as 41 points against the Lions before coming away with a 36-point win.

Vandy shot 48.4 percent from the field, while limiting UNA to a 38.6 percent success rate. The Commodores held a 39-10 advantage in points off turnovers, as Vanderbilt forced North Alabama into 28 miscues. The Dores outpaced the Lions throughout the contest, as Vandy posted a 22-0 edge in fast-break points.

BOX SCORE

North Ala. - 44 — Record: 2-3

NO.	Name		Min	FG M-A	3P M-A	FT M-A	Rebounds OR	DR	TOT	Fouls PF	FD	TP	AS	TO	ST	Blocks BS	BA	+/-
0	Amy Kurkowski	F	22:27	1-6	1-5	0-0	0	4	4	0	1	3	1	4	0	0	1	-34
3	Venla Ulander	F	33:34	1-6	0-3	0-0	1	1	2	1	1	2	1	2	1	1	0	-31
1	Emma Deste	C	16:25	0-1	0-0	2-2	1	3	4	1	1	2	0	1	1	0	1	-26
15	Maria Stefanicova	G	14:22	1-4	0-2	0-0	0	0	0	1	0	2	0	0	0	0	0	-17
22	Joceline Geara	G	06:43	1-2	0-1	0-0	1	0	1	1	0	2	0	0	0	0	0	-12
4	Brynn Lusby		18:36	6-9	0-0	1-2	3	2	5	4	2	13	0	3	0	0	1	-6
5	Phoebe Holmes		15:38	1-2	0-0	0-0	0	0	0	2	4	2	2	7	0	0	0	-7
24	Marckalia Celestine		11:25	1-2	0-0	0-0	0	2	2	2	1	2	0	0	0	0	1	-9
14	Ella Macleod		14:46	2-3	2-2	0-0	0	1	1	1	1	6	0	3	0	0	0	-14
2	Vera Gunaydin		12:25	0-0	0-0	1-2	0	0	0	2	2	1	2	0	0	0	0	3
21	Zamyra Goode		19:29	1-5	0-1	1-2	1	2	3	4	1	3	2	4	0	0	2	-16
11	Olivia Tredrea		14:10	2-4	2-4	0-0	0	0	0	1	3	6	0	0	0	0	0	-11
Team							2	1	3	0		0		1				
Totals				17-44	5-18	5-8	9	16	25	20	17	44	8	28	2	1	6	-36

Major Fouls: NONE
Dead Ball Rebounds: 0, 0

Shooting By Period

1st	FG%	4-11 36.4%
	3PT%	1-6 16.7%
	FT%	2-2 100%
2nd	FG%	4-14 28.6%
	3PT%	2-4 50.0%
	FT%	0-0 0%
3rd	FG%	2-10 20.0%
	3PT%	1-6 16.7%
	FT%	0-0 0%
4th	FG%	7-9 77.8%
	3PT%	1-2 50.0%
	FT%	3-6 50%
GM	FG%	17-44 38.6%
	3PT%	5-18 27.8%
	FT%	5-8 62.5%

Vanderbilt - 80 — Record: 5-1

NO.	Name		Min	FG M-A	3P M-A	FT M-A	Rebounds OR	DR	TOT	Fouls PF	FD	TP	AS	TO	ST	Blocks BS	BA	+/-
14	Aiyana Mitchell	F	19:42	5-8	0-0	2-3	2	1	3	2	3	12	0	3	0	0	0	18
33	Mia Woolfolk	F	19:49	8-12	0-0	3-3	4	1	5	2	3	19	2	0	4	0	0	31
0	Olivia Jones	G	23:22	1-5	1-2	2-2	2	2	4	1	1	5	0	1	0	0	0	11
1	Mikayla Blakes	G	27:29	6-13	1-6	2-2	4	2	6	3	3	15	6	2	3	0	0	38
3	Aubrey Galvan	G	27:49	4-12	2-6	0-0	0	1	1	1	2	10	4	1	2	2	0	37
15	Vernell Atamah		19:15	0-3	0-2	0-0	3	3	6	1	0	0	2	1	1	1	1	25
4	Madison Greene		19:09	0-3	0-2	2-2	0	1	1	2	1	2	0	1	2	0	0	1
5	Jhai Johnson		18:46	5-6	0-0	0-0	1	5	6	1	3	10	0	1	1	3	0	24
30	Trinity Wilson		10:40	1-1	0-0	0-0	1	2	3	2	1	2	2	1	0	0	0	-2
2	Saniyah Glenn-Bello		08:43	0-0	0-0	3-4	0	0	0	2	2	3	0	0	0	0	0	1
7	Sther Ubaka		02:38	1-1	0-0	0-0	0	1	1	0	1	2	0	0	0	0	0	2
11	Monique Williams		02:38	0-0	0-0	0-0	0	0	0	0	0	0	0	0	0	0	0	-2
Team							0	2	2	0		0		0				
Totals				31-64	4-18	14-16	17	21	38	17	20	80	16	13	13	6	1	36

Major Fouls: NONE
Dead Ball Rebounds: 2, 0

Shooting By Period

1st	FG%	7-20 35.0%
	3PT%	3-8 37.5%
	FT%	4-4 100%
2nd	FG%	10-16 62.5%
	3PT%	1-5 20.0%
	FT%	1-1 100%
3rd	FG%	9-16 56.3%
	3PT%	0-2 0.0%
	FT%	4-5 80%
4th	FG%	5-12 41.7%
	3PT%	0-3 0.0%
	FT%	5-6 83.3%
GM	FG%	31-64 48.4%
	3PT%	4-18 22.2%
	FT%	14-16 87.5%

	UNA	VU
Biggest lead	0 (1st 10:00)	41 (4th 7:12)
Best Scoring Run	5 (1st 0:51)	17 (3rd 1:32)
Lead Changes	0	
Times Tied	1	
Time with Lead	00:00	39:21

Points from	UNA	VU
Turnovers	11	39
Paint	24	50
Second Chance	7	17
Fast Breaks	0	22
Bench	33	19

Period by Period Scoring

	1st	2nd	3rd	4th	TOT
UNA	11	10	5	18	44
VU	21	22	22	15	80

INDIVIDUAL LEADERS

	V	North Ala.
Points	19 • M. Woolfolk 15 • M. Blakes	13 • B. Lusby 6 • E. Macleod
Rebounds	6 • 3 players tied 5 • M. Woolfolk	5 • B. Lusby 4 • A. Kurkowski
Assists	6 • M. Blakes 4 • A. Galvan	2 • 3 players tied 1 • A. Kurkowski/V. Ulander
Steals	4 • M. Woolfolk 3 • M. Blakes	1 • E. Deste/V. Ulander
Blocks	3 • J. Johnson 2 • A. Galvan	1 • V. Ulander

GAME RECAPS

GAME 7 #12/13 Vanderbilt vs. Arizona

	1	2	3	4	TOTAL
Arizona	19	11	27	5	**62**
Vanderbilt	27	27	21	18	**93**

DATE: Nov. 23, 2026 **SITE:** The Reef (Jacksonville, Fla.)
TIPOFF: 4 p.m. **END:** 5:51 p.m. **ELAPSED:** 1:51
ATTENDANCE: 321

DORES CONTAIN WILDCATS

JACKSONVILLE, Fla. – The No. 12/13-ranked Vanderbilt women's basketball team cruised to a 93-62 victory over Arizona on Monday in Game 1 of the Scout Jacksonville Classic.

Vandy used a 37-17 run to break an 11-all tie early in the first quarter and never looked back. The Commodores maintained a double-digit advantage for the remainder of the contest. The Dores led by as many as 34 points before settling for the 31-point victory.

Vanderbilt played lockdown defense in the fourth quarter to secure the win. The Commodores held Arizona scoreless for the first eight-plus minutes of the final stanza, as Vandy allowed a season-low five points in the fourth.

The victory moves Vanderbilt to 6-1 on the year, while Arizona drops to 4-2.

Juniors Mia Woolfolk and Mikayla Blakes each tallied 20-plus points in the same game for the third time this season. Woolfolk scored a game-high 25 points, while Blakes registered 24 points.

Woolfolk shot 61.5 percent from the floor in her 25-point performance. The 6-3 forward pushes her double-digit scoring streak to 20 games. The senior was one of three Commodores to pull down a team-high six rebounds, as she was joined by Blakes and senior Aiyana Mitchell.

Blakes pushed her double-digit scoring streak to 60 games, as the guard registered 24 points. Blakes' current streak is the longest in the SEC and third-longest in all of NCAA Division I. The guard filled out the stat sheet against Arizona, as she dished out a game-best eight assists to go along with six rebounds and three steals.

Blakes was one of two Commodores to hand out five or more assists against the Wildcats, as sophomore Aubrey Galvan had seven helpers. Galvan also added nine points to her ledger.

Mitchell and senior Madison Greene rounded out Vanderbilt's quartet of double-figure scorers. Greene scored a team-best 12 points off the bench to record her second double-digit performance of the season. Mitchell registered 10 points in her second-straight start. The Colorado Springs, Colorado, native has now scored double digits in all four career starts.

The Commodores shot an even 50 percent from the floor. Vanderbilt forced Arizona into 29 miscues, as the Dores outscored the Wildcats 36-8 in points off turnovers. Vandy had 15 steals, led by freshman Olivia Jones' five steals.

BOX SCORE

Vanderbilt - 93 — Record: 6-1

NO.	Name		Min	FG M-A	3P M-A	FT M-A	Rebounds OR	DR	TOT	Fouls PF	FD	TP	AS	TO	ST	Blocks BS	BA	+/-
14	Aiyana Mitchell	F	28:36	5-5	0-0	0-0	2	4	6	1	1	10	2	0	0	0	0	12
33	Mia Woolfolk	F	24:50	8-13	0-0	9-13	2	4	6	5	9	25	0	1	3	0	0	20
0	Olivia Jones	G	28:48	3-6	1-2	0-0	1	3	4	3	0	7	1	1	5	0	0	33
1	Mikayla Blakes	G	34:22	6-15	0-4	12-15	0	6	6	3	12	24	8	2	3	0	0	22
3	Aubrey Galvan	G	37:24	4-13	0-4	1-2	2	0	2	1	1	9	7	3	2	0	0	33
5	Jhai Johnson		16:58	1-3	0-2	4-4	2	3	5	3	2	6	0	0	0	0	0	7
15	Vernell Atamah		03:32	0-1	0-1	0-0	0	0	0	0	0	0	2	1	0	0	0	-4
4	Madison Greene		23:51	5-8	2-3	0-0	1	3	4	0	1	12	2	2	1	1	0	33
2	Saniyah Glenn-Bello		01:39	0-0	0-0	0-0	0	0	0	1	0	0	1	1	1	1	0	-1
Team							0	2	2	0		0		0				
Totals				32-64	3-16	26-34	10	25	35	17	26	93	23	11	15	2	0	31

Major Fouls: Woolfolk (TF) 3rd 9:33

Shooting By Period		
1st	FG%	10-18 55.6%
	3PT%	0-4 0.0%
	FT%	7-9 77.8%
2nd	FG%	9-20 45.0%
	3PT%	1-6 16.7%
	FT%	8-10 80%
3rd	FG%	6-13 46.2%
	3PT%	1-3 33.3%
	FT%	8-11 72.7%
4th	FG%	7-13 53.8%
	3PT%	1-3 33.3%
	FT%	3-4 75%
GM	FG%	32-64 50.0%
	3PT%	3-16 18.8%
	FT%	26-34 76.5%

Dead Ball Rebounds: 3, 0

Arizona - 62 — Record: 4-2

NO.	Name		Min	FG M-A	3P M-A	FT M-A	Rebounds OR	DR	TOT	Fouls PF	FD	TP	AS	TO	ST	Blocks BS	BA	+/-
8	Gerda Raulusaityte	F	23:32	4-5	0-0	2-3	1	4	5	4	3	10	2	3	0	0	0	-10
3	Sumayah Sugapong	G	25:15	4-8	0-0	0-0	1	1	2	4	1	8	2	6	2	0	0	-17
12	Makayla Presser-Palmer	G	27:50	4-10	1-2	3-5	1	4	5	3	3	12	2	4	1	0	0	-14
25	Aliyahna Morris	G	33:37	3-11	1-6	1-2	0	0	0	3	1	8	4	3	1	0	1	-23
24	Jasleen Green	G	32:00	5-7	0-1	4-6	0	3	3	4	3	14	1	3	1	0	0	-15
13	Karolina Ulan		18:53	2-4	0-1	2-3	1	1	2	4	2	6	0	2	0	0	0	-28
40	Breanna Williams		04:41	0-0	0-0	0-0	1	2	3	3	1	0	0	0	0	0	0	-7
2	Arynn Finley		16:26	1-5	1-3	0-0	0	4	4	0	0	3	0	3	0	0	0	-24
21	Dionna Gray		05:59	0-1	0-0	1-2	0	0	0	0	2	1	0	2	0	0	1	-3
10	Callie Hinder		07:08	0-0	0-0	0-0	0	4	4	1	0	0	0	1	0	0	0	-11
24	Priyanka Ponnam		04:39	0-1	0-0	0-0	0	0	0	0	0	0	0	0	0	0	0	-3
Team							3	4	7	0		0		2				
Totals				23-52	3-13	13-21	8	27	35	26	16	62	11	29	5	0	2	-31

Major Fouls: NONE

Shooting By Period		
1st	FG%	9-10 80.0%
	3PT%	1-2 50.0%
	FT%	2-2 100%
2nd	FG%	4-9 44.4%
	3PT%	0-2 0.0%
	FT%	3-9 33.3%
3rd	FG%	9-18 50.0%
	3PT%	1-3 33.3%
	FT%	8-10 80%
4th	FG%	2-15 13.3%
	3PT%	1-6 16.7%
	FT%	0-0 0%
GM	FG%	23-52 44.2%
	3PT%	3-13 23.1%
	FT%	13-21 61.9%

Dead Ball Rebounds: 4, 0

	VAN	ARI
Biggest lead	34 (4th 2:18)	4 (1st 8:53)
Best Scoring Run	19 (4th 2:18)	6 (1st 3:09)
Lead Changes	5	
Times Tied	3	
Time with Lead	33:45	04:56

Points from	VAN	ARI
Turnovers	36	8
Paint	48	36
Second Chance	10	8
Fast Breaks	22	13
Bench	18	10

Period by Period Scoring	1st	2nd	3rd	4th	TOT
VAN	27	27	21	18	93
ARI	19	11	27	5	62

INDIVIDUAL LEADERS

	Vanderbilt	Arizona
Points	25 • M. Woolfolk 24 • M. Blakes	14 • J. Green 12 • M. Presser-Palmer
Rebounds	6 • 3 players tied 5 • J. Johnson	5 • Presser-Palmer/Raulusaitute 4 • A. Finley/C. Hinder
Assists	8 • M. Blakes 7 • A. Galvan	4 • A. Morris 2 • 3 players tied
Steals	5 • O. Jones 3 • M. Blakes/M. Woolfolk	2 • S. Sugapong 1 • 3 players tied
Blocks	1 • S. Glenn-Bello/M. Green	No Blocks