




# Manors of Westlake

## Oxford



### Lot Information

Lot	Size	Basement	Premium
1	88' x 170'	Walkout	
3	89' x 168'	Walkout	
5	104' x 170'	Walkout	
6	109' x 190'	Walkout	
16	95' x 168'	Walkout	
17	96' x 188'	Walkout	
18	78' x 216'	Walkout	
19	81' x 213'	Walkout	
22	80' x 211'	Walkout	
27	98' x 158'	Walkout	
30	130' x 170'	Standard	Quick Occupancy
31	91' x 169'	Standard	
32	82' x 169'	Standard	
33	92' x 169'	Standard	
34	104' x 172'	Standard	
35	100' x 182'	Standard	Quick Occupancy
36	92' x 185'	Standard	
37	95' x 175'	Standard	
38	101' x 170'	Daylight	
39	90' x 170'	Standard	
45	98' x 176'	Standard	
46	90' x 170'	Standard	
47	90' x 170'	Standard	
48	91' x 170'	Standard	
49	90' x 170'	Standard	
50	90' x 170'	Standard	
56	117' x 179'	Partial Side Daylight	
57	115' x 172'	Partial Side Daylight	
61	90' x 170'	Partial Side Daylight	
62	90' x 170'	Standard	

Homeowner Association Fee: \$485/year  
 Master Association Fee: \$95/year


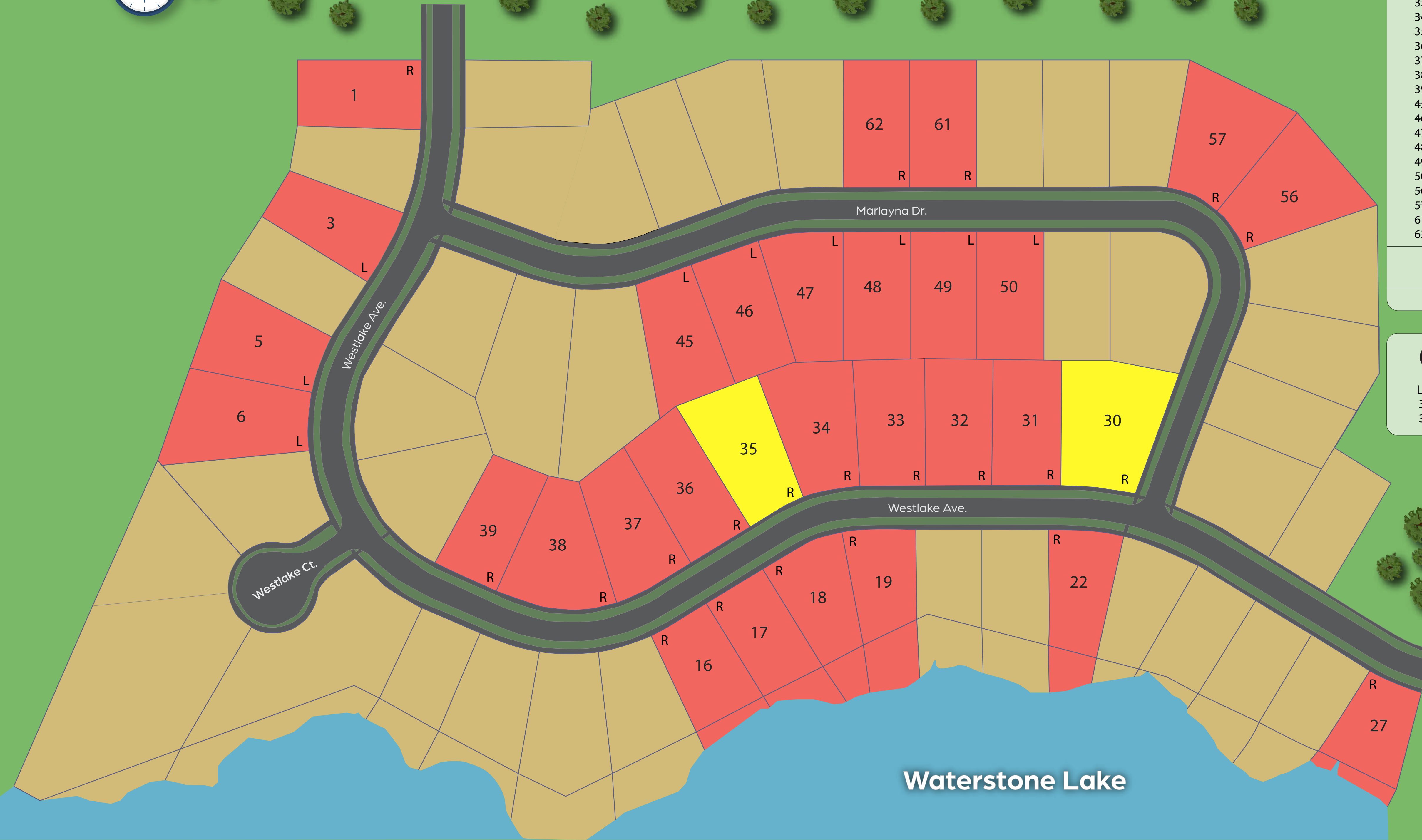
\* Lot sizes are average

### Quick Occupancy

Lot	Plan	Price
30	Jefferson I (C)	\$ 549,900
35	Jefferson I (C)	\$ 549,900

### LEGEND

- Available
- Sold
- Quick Occupancy Home



Waterstone Lake