
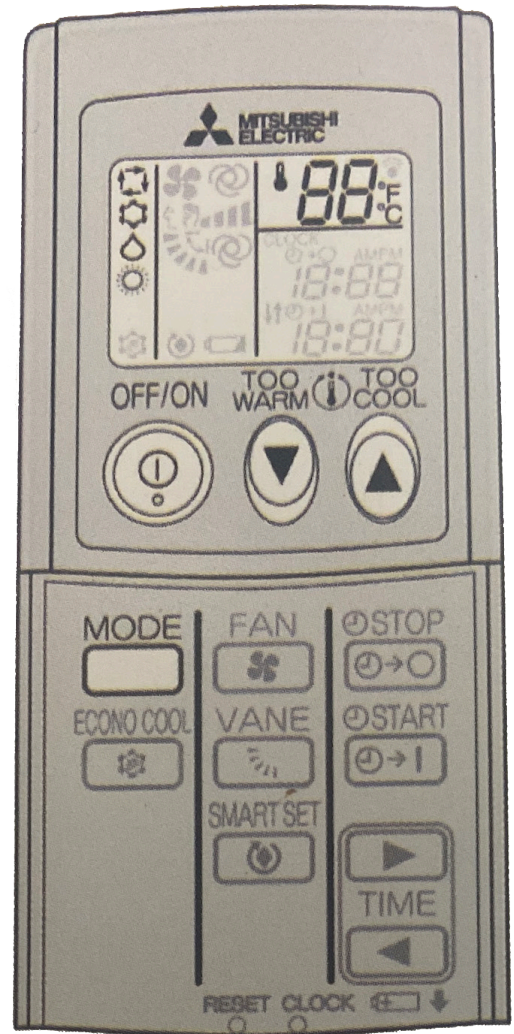
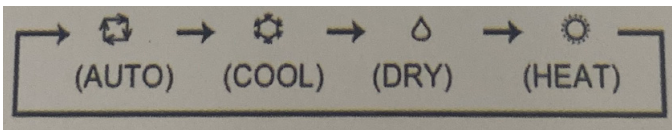




HOW TO CHANGE THE TEMPERATURE

1. Press  to start the operation.

2. Press  to select operation mode. Each press changes mode in the following order:



3. Press  or  to set the temperature. Each press raises or lowers the temperature by 1°F (1°C)

4. Press  to stop the operation.

The same setting is selected the next time simply by pressing 