



Mini Palms

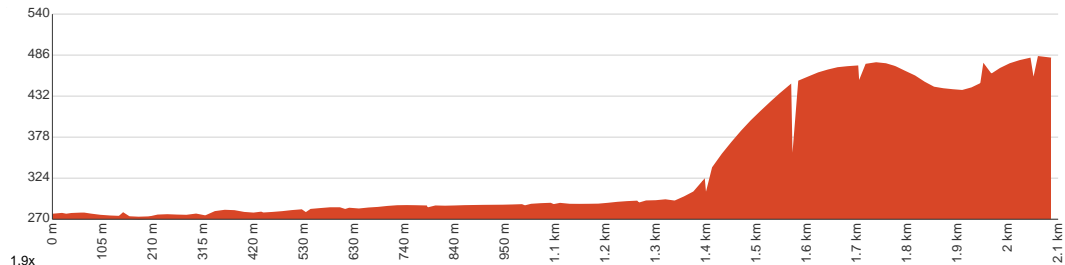
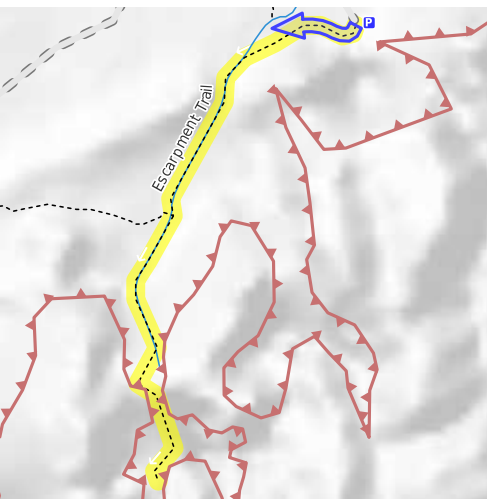
1 h to 3 h

4.2 km
Return

↑ 267 m
↓ 267 m

4
Hard track

Starting from Mini Palms Gorge Car Park, Purnululu, this return walk takes you to Mini Palms Gorge and back via the Escarpment trail. The trail offers you continuous views of geological formations and culminates at a high point with a view of an amphitheatre surrounded by majestic ancient rocks. Feel the sublimity as you traverse and also keep an eye out for scattered bloodwoods that have amazing red coloured saps. There are certain steep sections with rock hoppings, and there are stairs at the end that lead to the lookout. However, the gorge floor after the viewing platform is off-limits to the public. The temperatures can get very hot (up to 50 degrees), walking in the morning or late afternoon can be a good way to avoid heat on warmer days and carry plenty of water, avoid walking in very hot conditions. Let us begin by acknowledging the Traditional Custodians of the land on which we travel today, and pay our respects to their Elders past and present.



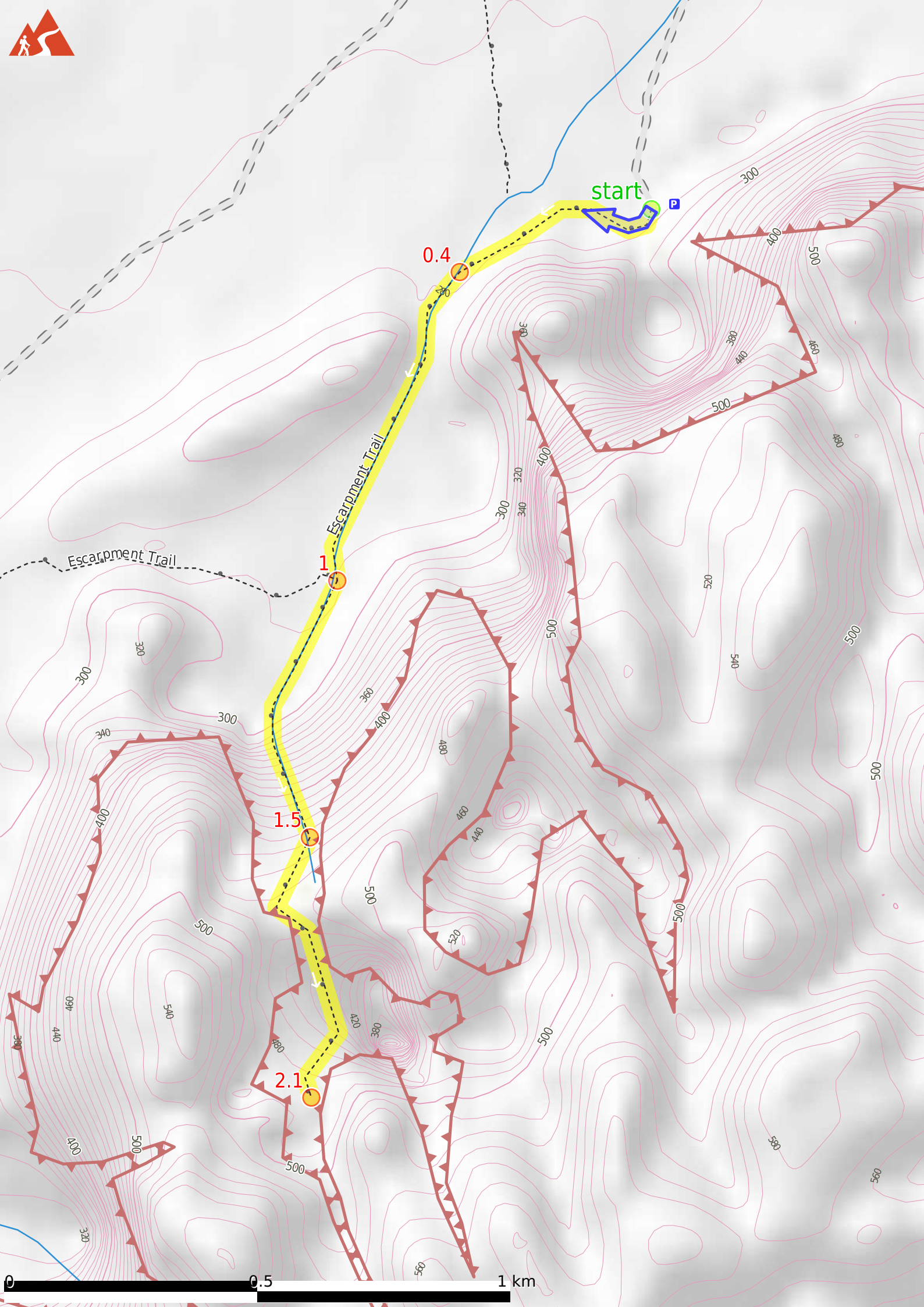
Class 4 of 6 Rough track, where fallen trees and other obstacles are likely	
Quality of track	Rough track, where fallen trees and other obstacles are likely (4/6)
Gradient	Short steep hills (3/6)
Signage	Directional signs along the way (3/6)
Infrastructure	Limited facilities, not all cliffs are fenced (3/6)
Experience Required	Some bushwalking experience recommended (3/6)
Weather	Weather generally has little impact on safety (2/6)

Before you start any journey ensure you;

- Tell someone you trust where you are going and what to do if you are late returning
 - Have adequate equipment, supplies, skills & knowledge to undertake this journey safely
 - Consider weather forecasts, park/track closures & fire dangers
 - Can respond to emergencies & call for help at any point
 - Are healthy and fit enough for this journey
- If not, change plans and stay safe. It is okay to delay and ask people for help.

Share
Bushwalk.com
[ij/SWCXFD](https://bushwalk.com/ij/SWCXFD)





start

0.4

1

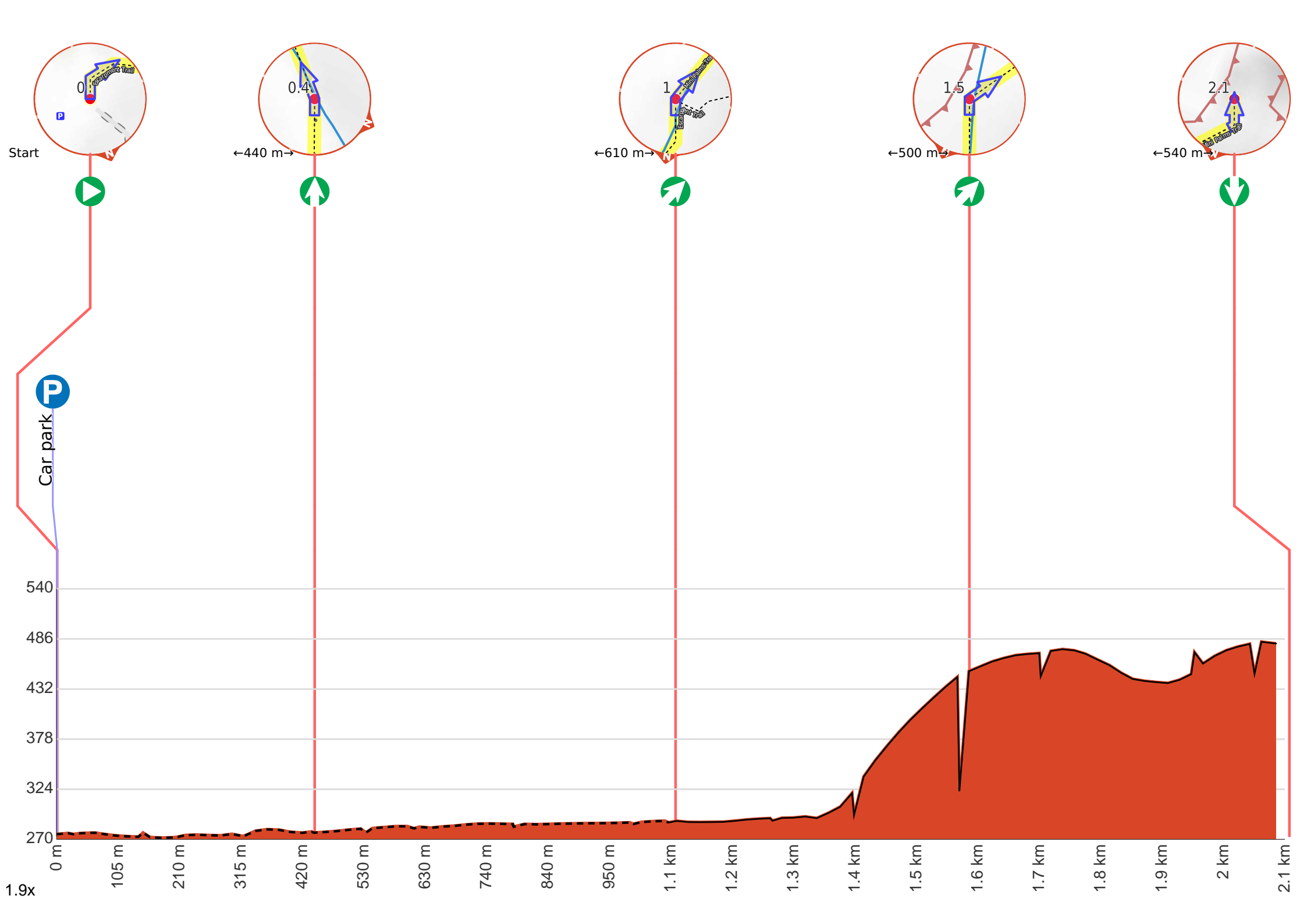
1.5

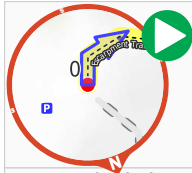
2.1

Escarpment Trail

Escarpment Trail

0 0.5 1 km

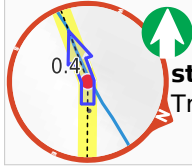




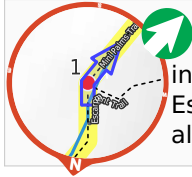
Start heading along *Escarpment Trail*.



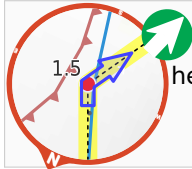
Find the Mini Palms Gorge Car Park at the start.



After another 440 m **continue straight**, to head along Escarpment Trail.



After another 610 m (at the intersection of Mini Palms Trail & Escarpment Trail) **veer right**, to head along Mini Palms Trail (a footpath).



After another 500 m **veer right**, to head along Mini Palms Trail.



Continue another 540 m to find the end. Then turn around here and retrace the main route for 2.1 km to get back to the start.