





Trak-Lock® II Front Sight Fiber Optic Installation


1. Insert fiber optic rod into front sight.



2. Carefully heat shooter's eye side of fiber optic with a lighter by moving the flame towards the rod until it melts.



3. Trim fiber optic rod to just beyond the muzzle end of the front sight, leaving around .050" exposed.



4. While pressing on the shooter side of the fiber optic rod, carefully heat the muzzle side with a lighter by moving the flame towards the rod until it melts. Fiber optic rod should be tight to the sight base.

