



www.seura.com  
 1.800.95.SEURA  
 PH. 920.857.9069  
 FAX 920.857.9490

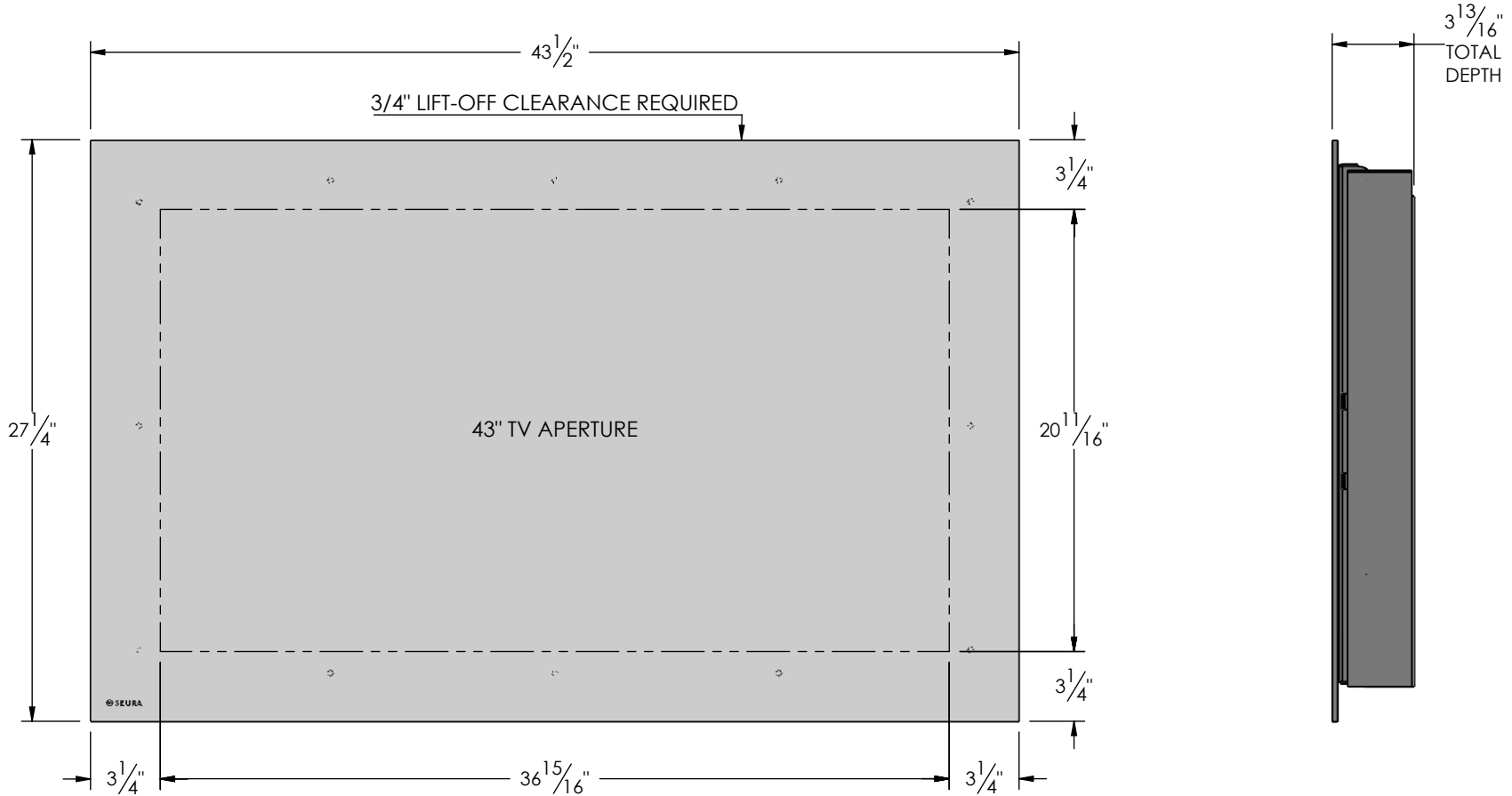
Reseller  
-

Drawing ID Number  
-

Date Created  
16 FEB 2021

Revised Date

Item and Description  
 S-S-4327-ENT4-43.1-T2  
 43-1/2"(W) X 27-1/4"(H) Surface-Mounted TV Mirror with 43" TV and Vanishing Entertainment Glass



**SIGNATURE:**

**DATE:**

**NOTE:** PLEASE SIGN AND DATE THIS PAGE BEFORE RETURNING TO SEURA, SIGNIFYING YOU AGREE TO ALL SPECIFICATIONS SHOWN ON ALL DRAWING SHEETS. THE BUILD PROCESS WILL NOT BEGIN WITHOUT AN AUTHORIZED SIGNATURE. FOR DRAWINGS THAT REQUIRE REVISIONS, SEND THE REVISIONS TO SEURA NOTED ON THE ORIGINAL DRAWINGS. A REVISED DRAWING PACKAGE WILL BE RE-SENT FOR SIGNATURE.

**TOLERANCES (UNLESS OTHERWISE NOTED)**  
 FRACTIONAL: ± 1/8"  
 ANGULAR: ± 1.0°  
 TWO PLACE DECIMAL: ± .03"  
 THREE PLACE DECIMAL: ± .015"

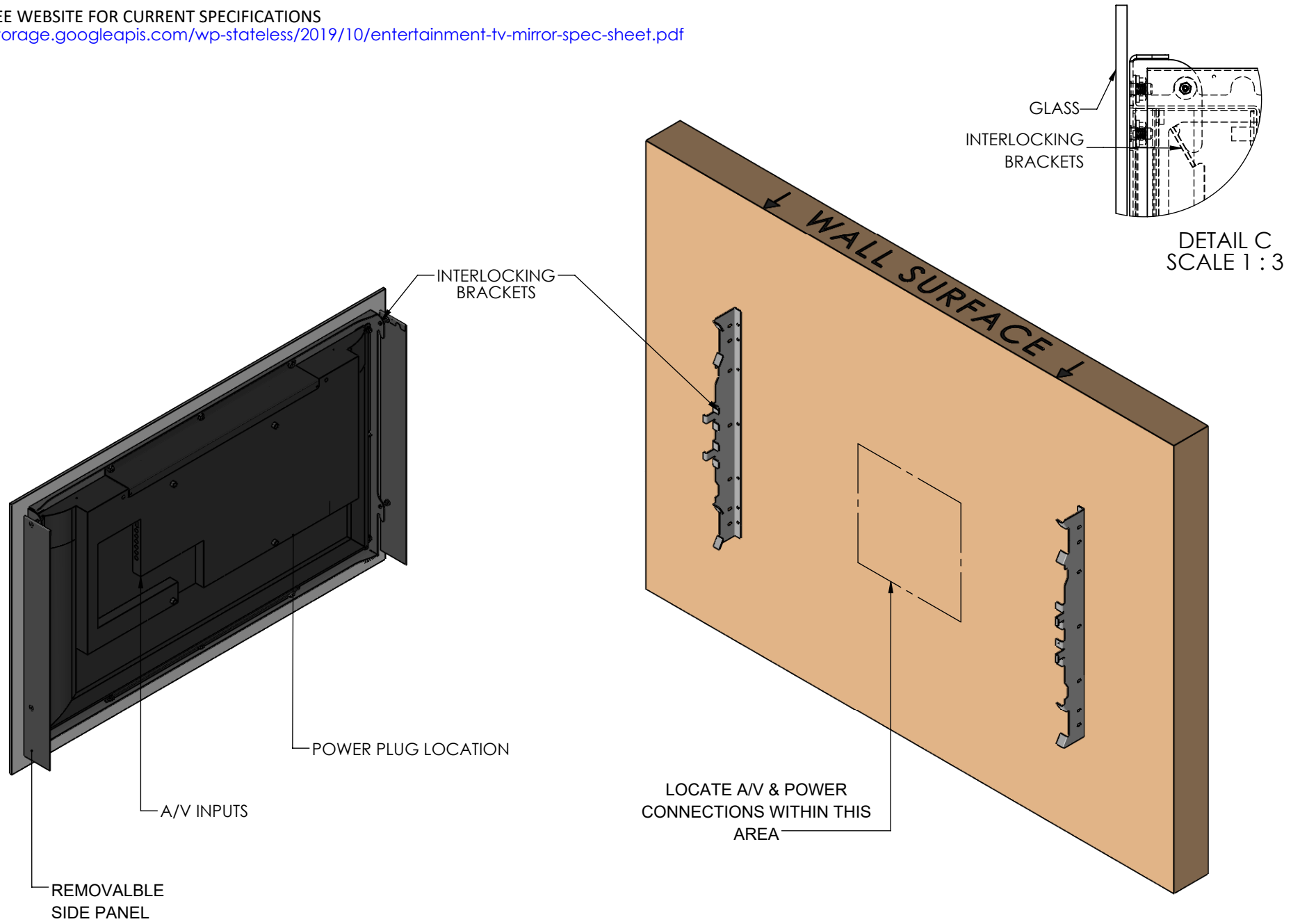
**PROPRIETARY AND CONFIDENTIAL**  
 THE INFORMATION CONTAINED IN THIS DOCUMENT IS THE SOLE PROPERTY OF THE MANUFACTURER. ANY REPRODUCTION IN PART, OR AS A WHOLE, WITHOUT THE WRITTEN PERMISSION OF MANUFACTURER, IS PROHIBITED.

**SHEET  
1**

# ENT4 SPECIFICATIONS

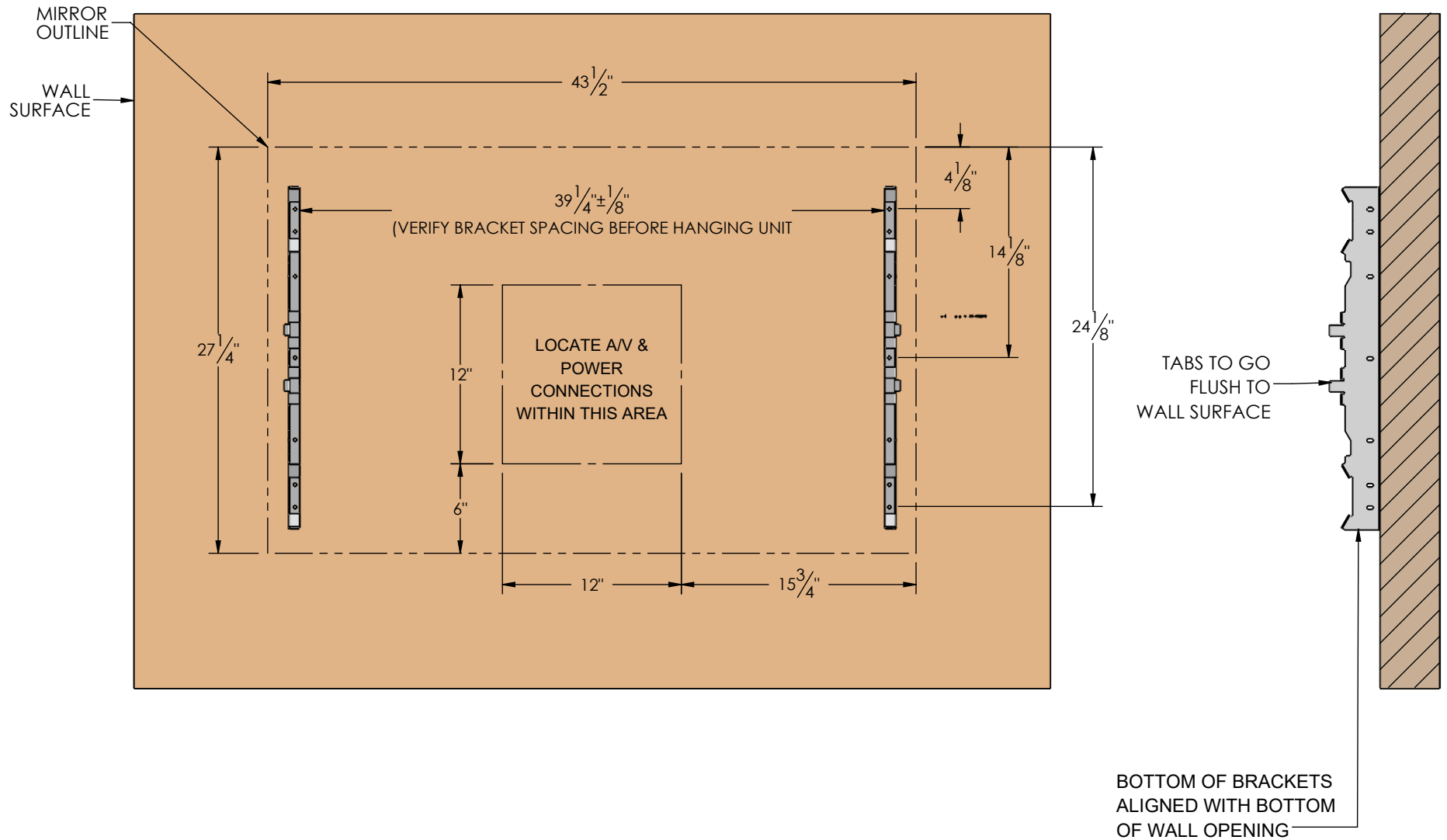
PLEASE SEE WEBSITE FOR CURRENT SPECIFICATIONS

<https://storage.googleapis.com/wp-stateless/2019/10/entertainment-tv-mirror-spec-sheet.pdf>



|  |  |
|--|--|
| <p><b>TOLERANCES<br/>(UNLESS OTHERWISE NOTED)</b><br/>         FRACTIONAL: <math>\pm 1/8"</math><br/>         ANGULAR: <math>\pm 1.0^\circ</math><br/>         TWO PLACE DECIMAL: <math>\pm .03"</math><br/>         THREE PLACE DECIMAL: <math>\pm .015"</math></p> | <p><b>PROPRIETARY AND CONFIDENTIAL</b><br/>         THE INFORMATION CONTAINED IN THIS DOCUMENT IS THE SOLE PROPERTY OF THE MANUFACTURER. ANY REPRODUCTION IN PART, OR AS A WHOLE, WITHOUT THE WRITTEN PERMISSION OF MANUFACTURER, IS PROHIBITED.</p> |
|--|--|

|   |                                |                                     |                     |
|---|--------------------------------|-------------------------------------|---------------------|
| <p>Model Number<br/>S-S-4327-ENT4-43.1-T2</p> | <p>Drawing ID Number<br/>-</p> | <p>Date Created<br/>16 FEB 2021</p> | <p>Revised Date</p> |
|---|--------------------------------|-------------------------------------|---------------------|



**INSTALLATION INSTRUCTIONS:**

- Reference the dimensions on this sheet to properly locate the wall brackets.
- If it is not possible to mount to the wall framing members, use toggle bolts into minimum ½-inch thick drywall.
- Hold mirror assembly close to wall, connect A/V and power, and verify functionality.
- Hang mirror assembly. Ensure the brackets are interlocked and mirror is secure.

|  |  |
|--|--|
| <p><b>TOLERANCES (UNLESS OTHERWISE NOTED)</b><br/>         FRACTIONAL: <math>\pm 1/8"</math><br/>         ANGULAR: <math>\pm 1.0^\circ</math><br/>         TWO PLACE DECIMAL: <math>\pm .03"</math><br/>         THREE PLACE DECIMAL: <math>\pm .015"</math></p> | <p><b>PROPRIETARY AND CONFIDENTIAL</b><br/>         THE INFORMATION CONTAINED IN THIS DOCUMENT IS THE SOLE PROPERTY OF THE MANUFACTURER. ANY REPRODUCTION IN PART, OR AS A WHOLE, WITHOUT THE WRITTEN PERMISSION OF MANUFACTURER, IS PROHIBITED.</p> |
|--|--|

|                                       |                        |                             |              |
|---------------------------------------|------------------------|-----------------------------|--------------|
| Model Number<br>S-S-4327-ENT4-43.1-T2 | Drawing ID Number<br>- | Date Created<br>16 FEB 2021 | Revised Date |
|---------------------------------------|------------------------|-----------------------------|--------------|