



www.seura.com
 PH. 920.857.9069
 FAX 920.857.9490

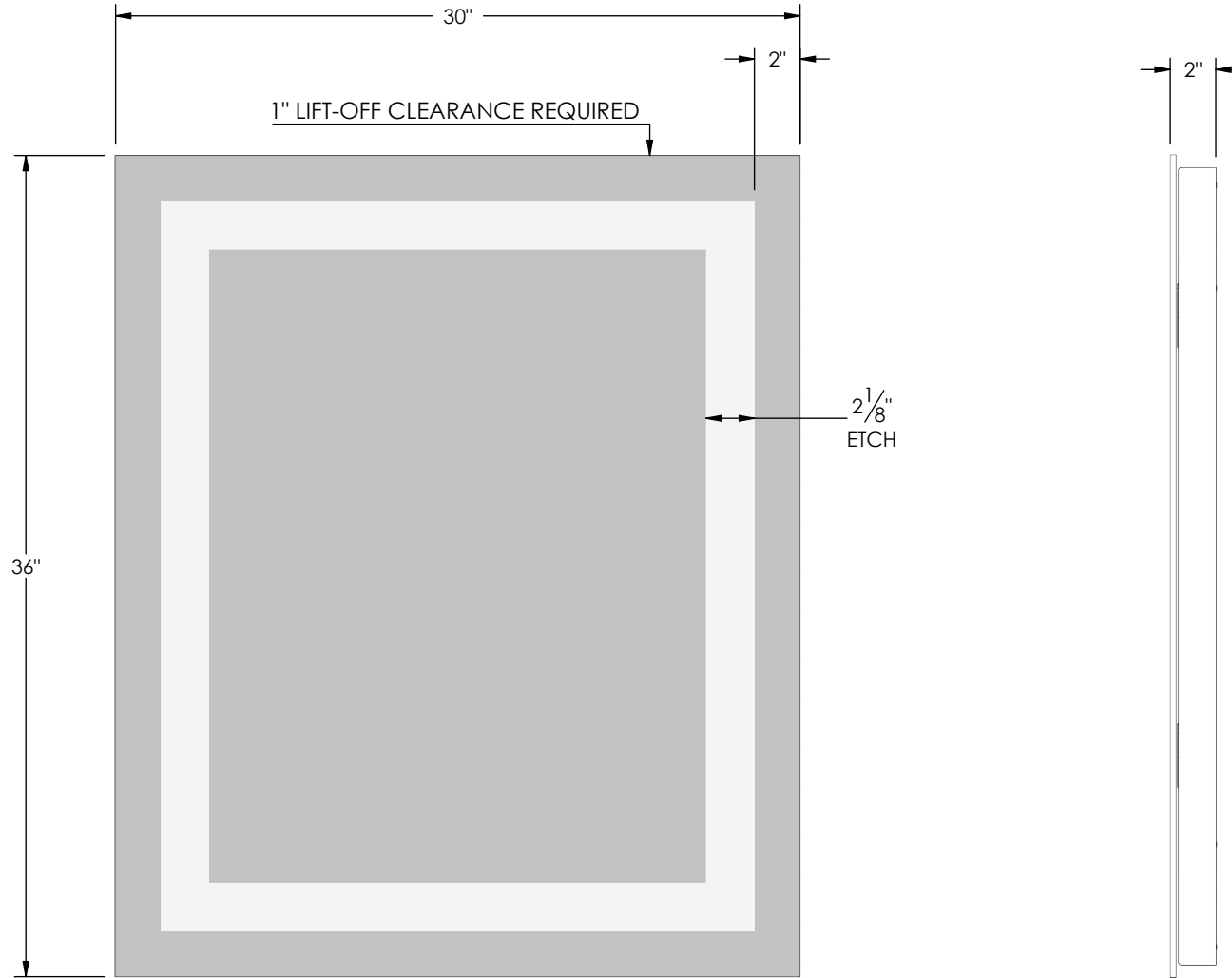
Reseller
-

Drawing ID Number
-

Date Created
30 NOV 2020

Revised Date
-

Item and Description
 S-S-3036-S-AL.7-BLED.5-D
 30"(W) X 36"(H) Surface-Mounted Mirror with Allegro Lighted Design and Silver Mirror Glass



UL1598 COMPLIANT
T24 COMPLIANT

SIGNATURE:

DATE:

NOTE: PLEASE SIGN AND DATE THIS PAGE BEFORE RETURNING TO SEURA, SIGNIFYING YOU AGREE TO ALL SPECIFICATIONS SHOWN ON ALL DRAWING SHEETS. THE BUILD PROCESS WILL NOT BEGIN WITHOUT AN AUTHORIZED SIGNATURE. FOR DRAWINGS THAT REQUIRE REVISIONS, SEND THE REVISIONS TO SEURA NOTED ON THE ORIGINAL DRAWINGS. A REVISED DRAWING PACKAGE WILL BE RE-SENT FOR SIGNATURE.

TOLERANCES (UNLESS OTHERWISE NOTED)
 FRACTIONAL: ± 1/8"
 ANGULAR: ± 1.0°
 TWO PLACE DECIMAL: ± .03"
 THREE PLACE DECIMAL: ± .015"

PROPRIETARY AND CONFIDENTIAL
 THE INFORMATION CONTAINED IN THIS DOCUMENT IS THE SOLE PROPERTY OF THE MANUFACTURER. ANY REPRODUCTION IN PART, OR AS A WHOLE, WITHOUT THE WRITTEN PERMISSION OF MANUFACTURER, IS PROHIBITED.

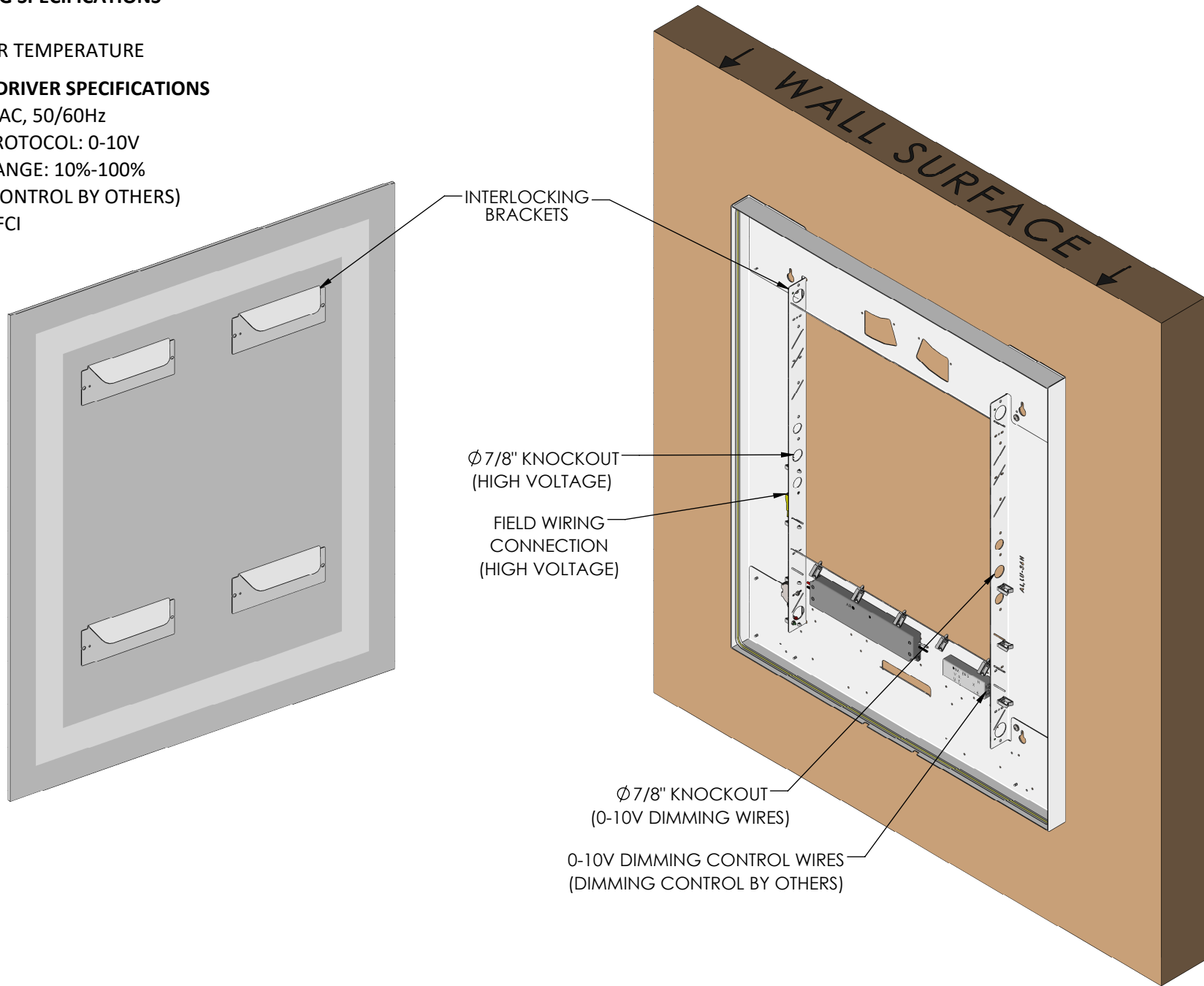
SHEET
1

LED LIGHTING SPECIFICATIONS

4.3 W/FT
3000K COLOR TEMPERATURE

DIMMABLE DRIVER SPECIFICATIONS

INPUT: 120VAC, 50/60Hz
DIMMING PROTOCOL: 0-10V
DIMMING RANGE: 10%-100%
(DIMMING CONTROL BY OTHERS)
REQUIRES GFCI



<p>TOLERANCES (UNLESS OTHERWISE NOTED) FRACTIONAL: ± 1/8" ANGULAR: ± 1.0° TWO PLACE DECIMAL: ± .03" THREE PLACE DECIMAL: ± .015"</p>	<p>PROPRIETARY AND CONFIDENTIAL THE INFORMATION CONTAINED IN THIS DOCUMENT IS THE SOLE PROPERTY OF THE MANUFACTURER. ANY REPRODUCTION IN PART, OR AS A WHOLE, WITHOUT THE WRITTEN PERMISSION OF MANUFACTURER, IS PROHIBITED.</p>
---	---

<p>Model Number S-S-3036-S-AL.7-BLED.5-D</p>	<p>Drawing ID Number -</p>	<p>Date Created 30 NOV 2020</p>	<p>Revised Date -</p>
--	--------------------------------	-------------------------------------	---------------------------

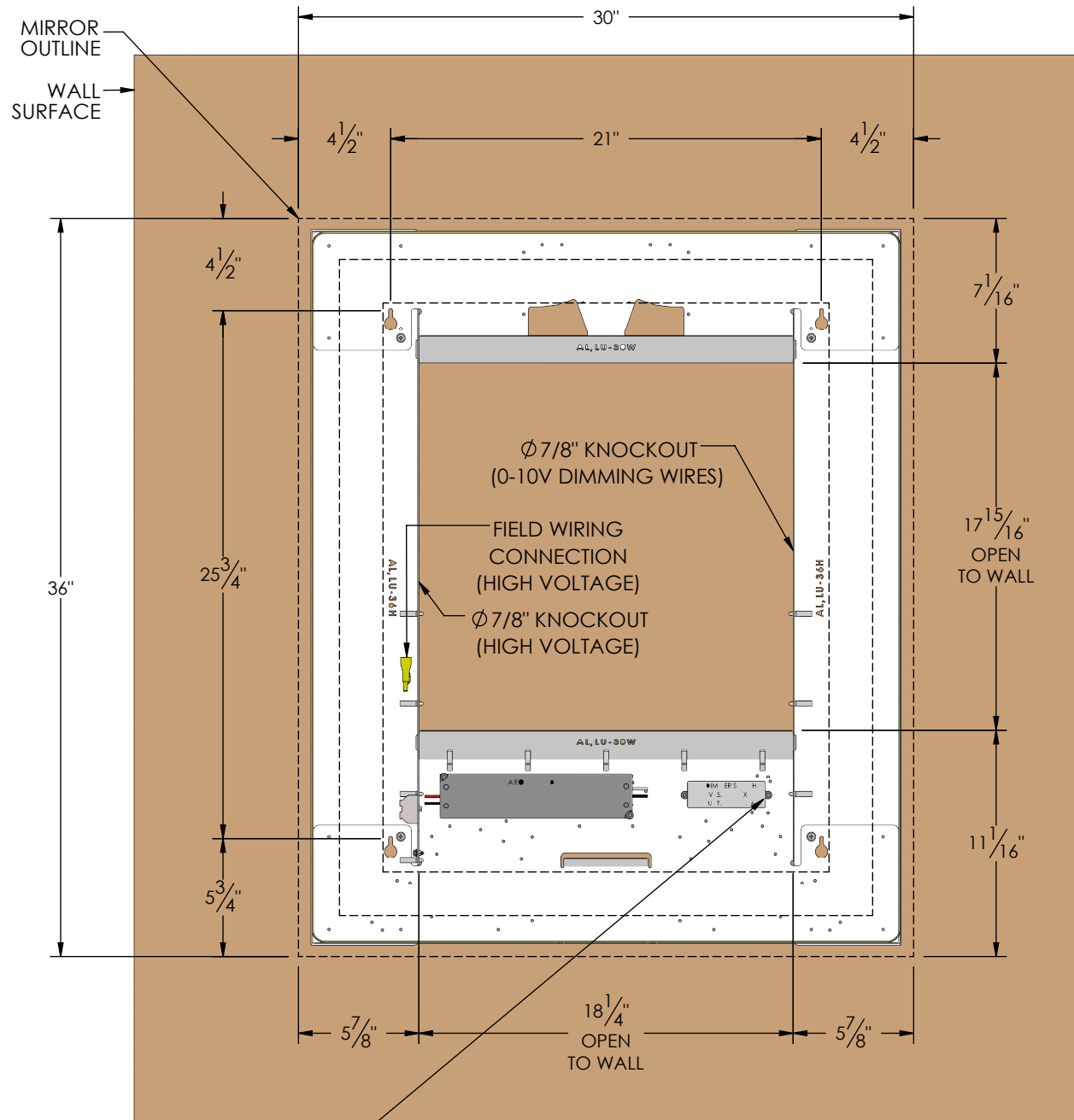
INSTALLATION INSTRUCTIONS:

- Reference the dimensions from this sheet to properly locate the keyhole slots on the mounting surface.
- If it is not possible to mount to the wall framing members, use toggle bolts into minimum ½-inch thick drywall.
- Make field wiring connections to the fixture disconnect using the color code listed in the next section.
- Hang mirror assembly. Ensure the brackets are interlocked and mirror is secure.

FIELD WIRING CONNECTIONS:

- Accepts AWG 16 - 12 solid or stranded (19 strands max.)
- Strip insulation back .43" to .51"
- Color Code:
 WHITE - neutral
 BLACK - line voltage
 GREEN - ground

NOTE: Connect 0-10V dimming signal directly to driver dimming control wires.



0-10V DIMMING CONTROL WIRES
(DIMMING CONTROL BY OTHERS)

<p>TOLERANCES (UNLESS OTHERWISE NOTED) FRACTIONAL: ± 1/8" ANGULAR: ± 1.0° TWO PLACE DECIMAL: ± .03" THREE PLACE DECIMAL: ± .015"</p>	<p>PROPRIETARY AND CONFIDENTIAL THE INFORMATION CONTAINED IN THIS DOCUMENT IS THE SOLE PROPERTY OF THE MANUFACTURER. ANY REPRODUCTION IN PART, OR AS A WHOLE, WITHOUT THE WRITTEN PERMISSION OF MANUFACTURER, IS PROHIBITED.</p>
---	--

Model Number S-S-3036-S-AL.7-BLED.5-D	Drawing ID Number -	Date Created 30 NOV 2020	Revised Date -
--	------------------------	-----------------------------	-------------------