




## TASK & AMBIENT LIGHTING

Provides forward-facing light for tasks at the mirror and wall-glow to light the surrounding space.



## PRODUCT SPECIFICATIONS

- Natural LED lighting, mirroring daylight
- 90+ CRI
- 3,000 Kelvin color temperature
- Lumens per foot: 609 lm/ft
- Maximum lumens per watt efficacy: 93 lm avg.
- Matte black powder-coated frame finish
- Frame dimensions: .75"W x .75" D
- Mirror etch: 1.5" frosted outer edge
- Fingerprint protection
- Security latch
- Calculated L70 50,000-hour LED lifespan
- Lumen output: 4978-6220 lm, varies by mirror size
- Est. power consumption: 54-67 watts, varies by mirror size

## PRODUCT DESCRIPTION

Introducing the Miro Lighted Mirror from the new Séura Artisan Collection – a circular-shaped statement piece that perfectly combines design and function. Hanging from an industrial-inspired black matte metal mount, this mirror elegantly floats above the bathroom vanity. Miro is surrounded by a perfect halo of light, providing the guest with a better, brighter grooming experience.

## FEATURES & BENEFITS


- Lead-free, copper-free, corrosion-resistant 5mm silver glass mirror
- True daylight LED lighting
- Calibrated light by space & design
- Contemporary design, sleek profile
- Suitable for damp bathroom environments
- Environmentally sustainable
- Energy efficient
- Easy installation
- Title 24 compliance available
- 3-Year limited warranty
- Designed in US, manufactured globally

## AVAILABLE OPTIONS\*

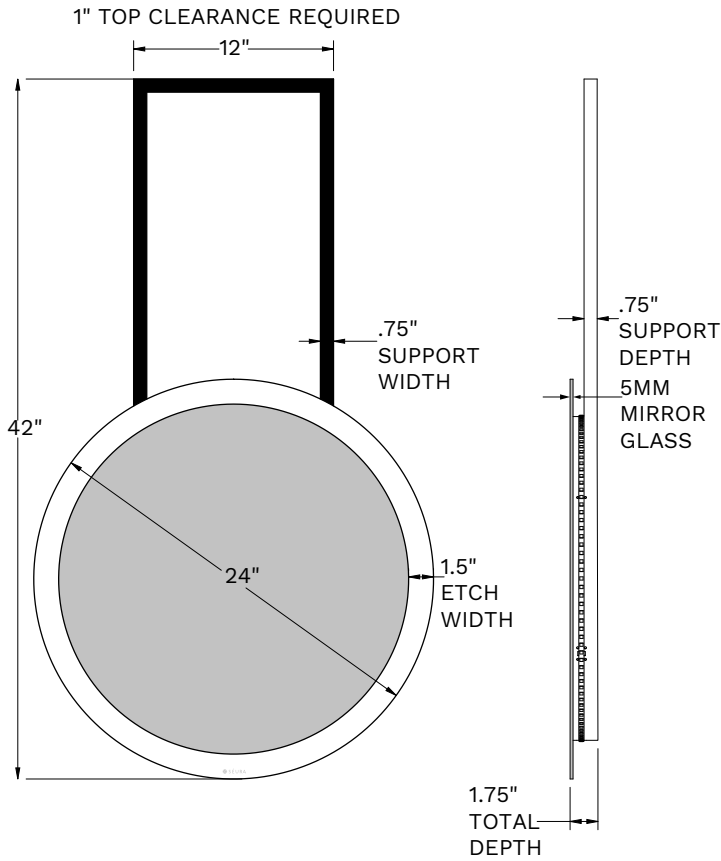
Option compatibility varies by size and technology.

- Custom mirror shapes
- Custom etching design
- Frame finish (steel, stainless steel, aluminum, wood, composite), color matching available
- Custom color temperature
- Dimmable lighting
- Touch control (i.e. touch control dimming, defogger, and/or color temperature)
- Night light
- UL electrical plug

## POPULAR FRAME FINISHES\*



\* Custom options are exclusively available for high-volume commercial projects.



## INSTALLATION SPECIFICATIONS

Installation wiring may be different on mirrors equipped with additional options.

- 120V or 240V hardwire electrical connection, junction box not required
- Wall mount and hardware included for mounting to wall studs or drywall
- Control by on/off wall switch
- 0-10V Dimming
- Fixture can only be mounted in the WxH orientation, not field-interchangeable

## SAFETY & CERTIFICATIONS

- Meets UL/cUL standards
- Safety backing

## LEAD TIMES

- Lead time starts after approved shop drawings and frame finish swatch. Subject to change. Additional time required during holidays and factory closures.
- Production and quality inspections = 8-12 weeks
- Transit time, including shipment booking, handling time, customs = 6-10 weeks
- Single-quantity sizes lead time = 3 business days



## STANDARD SIZES

Item number	Dimensions	Power Requirements/ Estimated Consumption
ILM-ARMR-24X42-RD-FR	24" x 42" x 1.75"	120/240 VAC/54W
ILM-ARMR-30X45-RD-FR	30" x 45" x 1.75"	120/240 VAC/54W

Base sizes depicted. Custom options available, contact [commercialsupport@seura.com](mailto:commercialsupport@seura.com)

### THE SÉURA DIFFERENCE



Trusted by over 100  
hospitality brands



Global technology  
leader for 20+ years



Industry-leading  
customer service



Dual domestic and  
imported products  
under a single brand



Woman-owned  
business



1230 Ontario Road Green Bay, Wisconsin 54311  
1-800-957-3872 [contacts@seura.com](mailto:contacts@seura.com)  
[www.seura.com](http://www.seura.com)

Publish date: August 1, 2024. Information is subject to change without notice.

© 2024 Séura