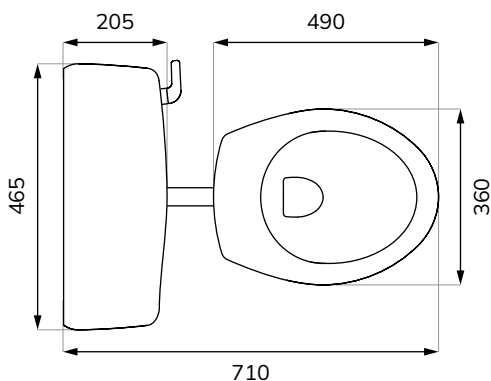
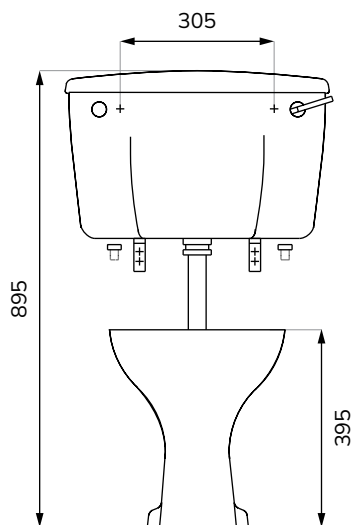
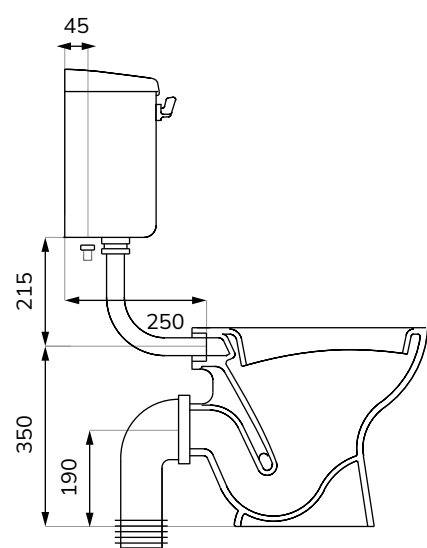


STRATA

Low Level WC

Material	Ceramic
Standards	CE / EN997
Fixings	Floor Fixing not supplied
Flush Volume	6/4L
Dimensions	See technical drawing, below

	Bottom Supply	Side Supply
Standard Seat	STLLLC	USW0450
Soft Close Seat	STWLLS	USW0451



Components	Code
Pan Only	3263V
Bottom Supply Cistern	SONLLBSIO
Side Supply Cistern	SONLLSSIO
Standard Seat	TS0008
Soft Close Seat	TS0009