

Model: FIGURE SHELL LIGHT

Codes: 100330413

Group: G-148

Format: 29,9X29,7X1CM









### RECOMMENDATIONS

Recommended adhesive	100031188 SUPER-ONE N BLANCO 25KG	
Recommended joint	100236442 COLORSTUK 0-4 BLANCO N 5KG	
Recommended joint (wet area)	100236442 COLORSTUK 0-4 BLANCO N 5KG	100086920 FILA FOB XTREME 1L
Recommended adhesive (wet area)	100031188 SUPER-ONE N BLANCO 25KG	

### TECHNICAL INFORMATION

Slip resistance (wet pendulum) irhd 55	CL 1 (25)	EN 16165 Anexo C*
Water absorption at atmospheric pressure	0.1-0.2%	UNE-EN 13755:2002*
Slip resistance (pendulum-dry)	78	
Flammability	Clase A1f I/Clase A1	UNE-EN 13501-1:2007+A1:2010*
Dynamic coefficient of friction (dcof)	0.50	ANSI 137.1*
Composition	MARBLE	

### FEATURES

-  Product manufactured on a mesh that makes installation easier.
-  Gloss-free
-  Material suitable for use on shower floors.
-  Material suitable for use on indoor floors.
-  Material suitable for use on shower walls.
-  Material suitable for use on indoor walls.

### PACKING

Sales units per square meter	11.235955 PIECES/M2	
Sales units per box	10 PIECES/BOX	
Sales units per unit	1 PIECES	
Sale unit	ST	
Base unit	ST	
Net weight	2.489 KG/PIECES	
Gross weight	2.55 KG/PIECES	

