


WE'RE GOING CAMPING!



YOU'VE UNWRAPPED A 2025 CAMPING GETAWAY.

See you soon!

LEELANAU
PINES



— HAPPY —
HOLIDAYS




FROM LEELANAU PINES

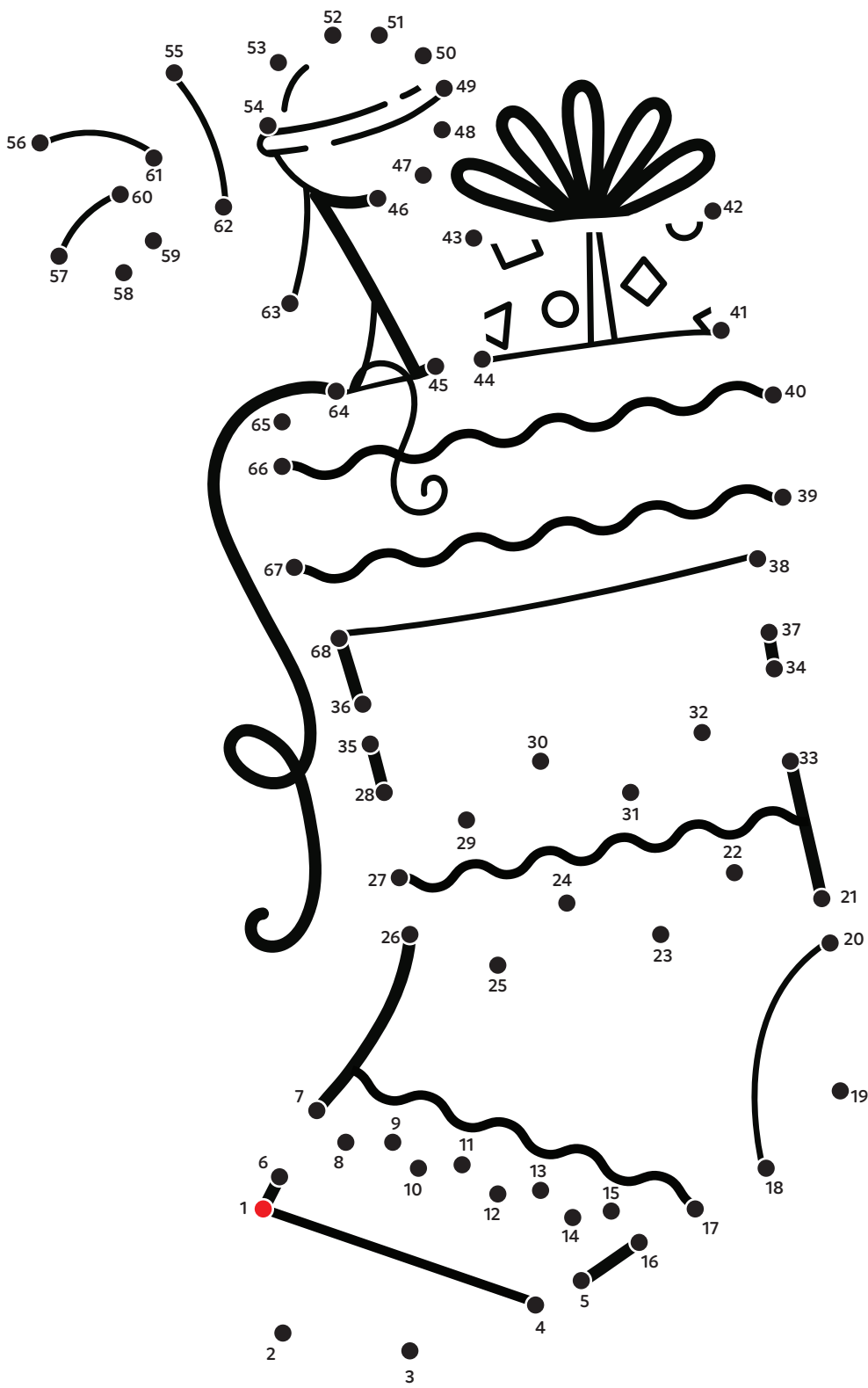


PAPER SNOWFLAKE TEMPLATE

Cut out the square. Fold diagonally in half to form a triangle. Fold once more in half to get a smaller triangle. Fold the left section towards the back. Fold the right section towards the back as well. Cut away the gray area. Unfold the paper to reveal a snowflake!



HAPPY HOLIDAYS



FROM LEELANAU PINES

WORD SEARCH

T	F	N	S	O	L	E	J	L	I	P	Q	Q	U	I
V	R	N	O	H	N	K	Z	K	L	K	V	L	W	Q
J	C	T	J	Q	H	S	R	A	T	S	N	A	H	M
V	T	H	G	I	L	H	S	A	L	F	Z	K	K	I
T	I	W	G	Z	B	U	I	Y	R	O	I	E	T	J
G	N	O	N	T	T	Y	O	V	J	U	H	N	P	Z
X	J	L	I	H	W	H	P	T	W	T	E	I	L	G
H	W	L	B	K	B	I	Q	L	E	T	W	G	K	K
X	U	A	A	C	K	F	I	S	T	L	S	B	X	E
J	U	M	C	A	K	X	U	H	B	Z	U	B	J	R
B	R	H	L	P	A	G	W	F	N	V	L	B	F	U
N	O	S	I	K	C	Z	B	O	R	Q	C	F	B	T
P	F	R	I	C	A	M	P	F	I	R	E	J	Q	A
S	B	A	Z	A	J	C	M	T	X	W	Z	S	H	N
D	J	M	F	B	P	U	E	E	W	P	C	L	H	F

WORD BANK

Tent

Marshmallow

Hike

Stars

Flashlight

Campfire

Backpack

Nature

Lake

Cabin



TO _____
FROM _____



TO _____
FROM _____



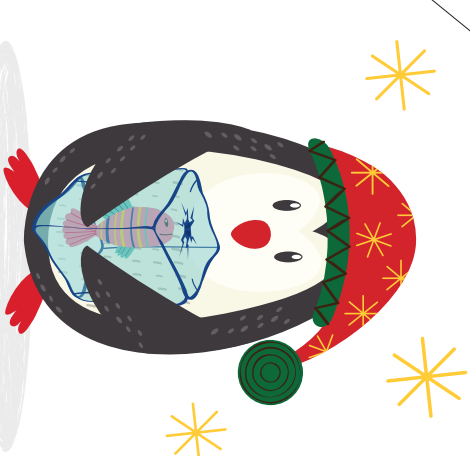
TO _____
FROM _____



TO _____
FROM _____



TO _____
FROM _____



TO _____
FROM _____