

EASTERN WASHINGTON MEN'S BASKETBALL



Primary Contact: Monica Jaenicke, Asst. AD for Communications • Work: (509) 359-6333 • Cell: (509) 559-2254 • mjaenicke@ewu.edu

SCHEDULE / RESULTS

Overall: 2-3 Big Sky: 0-0

Home: 1-0 Away: 1-2 Neutral: 0-1

Streak: L-1

November (2-3)

9	at Nevada	L, 76-91
12	at UC Davis	L, 76-84
15	Walla Walla	W, 111-71
19	at CSUN ^	W, 67-64 OT
20	vs. Texas St.	L, 74-81
27	at Washington State	4:30 p.m.

December (0-0)

2	Southern Utah *	6 p.m.
4	at Omaha	10 a.m.
8	at Colorado	5 p.m.
11	at North Dakota	11 a.m.
15	Multnomah	6 p.m.
22	at Texas Tech	TBA
30	at Portland State *	7 p.m.

January (0-0)

1	at Northern Arizona *	1 p.m.
6	Montana *	6 p.m.
8	Idaho *	TBA
13	at Idaho State *	6 p.m.
15	at Weber State *	5 p.m.
20	Sacramento State *	6 p.m.
22	Northern Colorado *	2 p.m.
27	at Montana State *	6 p.m.
29	at Montana *	6 p.m.

February (0-0)

5	at Southern Utah *	6 p.m.
10	Weber State *	6 p.m.
12	Idaho State *	2 p.m.
17	Montana State *	6 p.m.
19	at Idaho *	2 p.m.
24	at Northern Colorado *	5 p.m.
26	at Sacramento State *	7 p.m.

March (0-0)

3	Northern Arizona *	6 p.m.
5	Portland State *	2 p.m.
7-10	<i>Big Sky Conference Championship</i>	

Home Games in **Bold** | All Times Pacific
* --> Big Sky Conference Game
^ - Good Sam Empire Classic

Game #6 • Nov. 27 • 4:30 p.m.



**EASTERN WASHINGTON
EAGLES
2-3 / 0-0 (Big Sky)**

at



**WASHINGTON STATE
COUGARS
5-0 / 0-0 (Pac-12)**

Pullman, Wash. | Beasley Coliseum

Series Record: EWU Trails, 11-56 (1-15 Division I) | Streak: EWU, Lost-6

Last Meeting: EWU Lost 68-71 on Nov. 28, 2020 in Pullman

TIPPING OFF

• After a one-week hiatus from competition, the Eastern Washington University men's basketball team is back in action this Saturday, where it will go for its first win over the Cougars since 1997.

• Eastern Washington finished runner-up at the Good Sam Empire Classic in Northridge, Calif., on Nov. 19-20, picking up an overtime win over CSUN before falling to Texas State in the Championship game.

• A quartet of Eagles average double figures. Steele Venters leads the way with 19.0 points per game which is second in the Big Sky Conference.

• Linton Acliese III is close behind with 18.2 points per game, which is fourth in the Big Sky, and leads the way with 8.8 rebounds per game. He already has three double-doubles this season and has scored 20-or-more points in three out of five contests, scoring in double figures in all of them.

• Eastern Washington returns home for the first time in what will be two and a half weeks when it hosts Southern Utah for the start of Big Sky Conference play on Dec. 2.

PROJECTED STARTERS



**Steele
Venters**

#2 / G / 6-7 / R-Fr.
Ellensburg, WA
Points: 19.0
Rebounds: 5.2
Assists: 2.6
Steals: 1.4
Blocks: 0.2
Games: 5-5



**Ethan
Price**

#10 / F / 6-10 / Fr.
Bury St. Edmunds, England
Points: 11.8
Rebounds: 5.8
Assists: 2.4
Steals: 0.4
Blocks: 1.2
Games: 5-5



**Rylan
Bergersen**

#11 / G / 6-6 / Sr.
Borah, Idaho
Points: 10.6
Rebounds: 5.2
Assists: 4.8
Steals: 1.4
Blocks: 0.6
Games: 5-4



**Angelo
Allegri**

#13 / F / 6-7 / Sr.
Kansas City, Mo.
Points: 8.8
Rebounds: 6.6
Assists: 2.0
Steals: 0.8
Blocks: --
Games: 5-5



**Linton
Acliese III**

#20 / F / 6-6 / R-Jr.
Richmond, Calif.
Points: 18.2
Rebounds: 8.8
Assists: 1.2
Steals: 0.2
Blocks: 0.6
Games: 5-5

COMPARISONS

	EWU	WSU
Points Per Game	80.8	87.6
Field Goal Percentage	42.8	50.2
3-Point FG Pct.	34.1	35.7
Free Throw Pct.	72.4	74.5
Rebounds Per Game	42.8	40.0
Assists Per Game	17.6	11.8
Turnovers Per Game	16.6	11.6
Steals Per Game	5.8	5.6
Blocks Per Game	3.2	5.2

QUICK FACTS

THE UNIVERSITY

Location	Cheney, Wash.
Founded	1882
Enrollment	12,351 (Fall '20)
Interim President	Dr. David May
Nickname	Eagles
Colors	Red and White
Affiliation	NCAA Division I
Conference	Big Sky
Facility (Capacity)	Reese Court (5,000)
Director of Athletics	Lynn Hickey
Senior Woman Administrator	TBA
Athletic Trainer	Hailey Haukeli

COACHING STAFF

Head Coach	David Riley (Whitworth '11)
Career Record (Yrs/Pct.)	2-3 (1st, 10th/.400)
Record at EWU	Same
Associate Head Coach	Arturo Ormond (1st Season)
Assistant Coach	Roberto Bergersen (1st Season)
Assistant Coach	Mark Darnall (1st Season)
Special Assistant	Shawn James (1st/3rd Overall)
Director of Operations	Pedro Garcia Rosado (1st Season)

2020-21 SEASON REVIEW

Overall Record	16-8
Home	7-2
Away	6-5
Neutral	3-1
Big Sky Record (Finish)	12-3 (T-2nd)
Postseason Play	NCAA First Round
Letter Winners Returning/Lost	6/7
Players Returning/Lost	6/9
Starters Returning/Lost	0/5
Newcomers	12

OFF THE BENCH

PLAYER	PPG	RPG	APG	SPG	BPG	MIN.
#25 Imhotep George (3-0)	4.8	4.4	0.6	0.2	0.4	15.8
#55 Ellis Magnuson (3-0)	--	1.0	1.6	0.2	--	10.0
#24 Mason Landdeck (2-0)	4.3	1.8	1.5	1.3	--	14.8
#15 Yousef Elkugia (2-0)	4.0	1.0	0.5	0.5	0.5	11.5
#23 Michael Folarin (1-0)	3.5	1.0	1.0	--	--	7.5

GET TO KNOW THE EAGS

LAST TIME OUT: Eastern Washington finished runner-up at the Good Sam Empire Classic in Northridge, Calif., on Nov. 19-20. The Eagles opened up the tournament with a 67-64 win over the hosts CSUN after trailing by as many as 13 in the second half. The Eagles led for 15:06 in the first half but trailed 31-26 heading into the locker room. After CSUN went on a 12-2 run late in the second half, EWU responded with a 15-2 run of its own. Venters tied the game with a pair of free throws, and the Eagles outscored the Matadors 7-4 in the overtime period and en route to the win. Defensively, Eastern Washington held the Matadors without a field goal for nearly 11 minutes to end the game.

The next day, Eastern took on Texas State in the Championship game where it was a tale of two halves. The Eagles led for the entirety of the first half and the Bobcats took their first lead with 14:05 left to play in the second and never looked back, as Eastern Washington fell 81-74. Eastern Washington was a perfect five-of-five from the field to start the game, and four different Eastern Washington Eagles made a three-pointer in the first two and a half minutes of play. The Bobcats were held to 32.1 percent from the field (9-28) in the first half and improved to 64.0 percent (16-25) in the second. The Eagles were 12-of-26 (46.2) in the first and 9-of-25 (36.0) in the second.

WHAT'S BACK: Redshirt sophomore Austin Fadal, redshirt freshman Steele Venters, freshmen Isaiah Amato and Victor Radocaj, sophomore Ellis Magnuson and redshirt sophomore Casson Rouse are all back for another year with the Eagles.

"Our six veteran players that have done this before have been crucial in showing our new players what the culture is like, how we do things, what our expectations are and what hard work looks like," said Riley.

Both Magnuson and Venters averaged 3.6 points off of the bench last season. Magnuson made 13 starts in 22 games played, and Venters appeared in 17 games. Rouse competed in 18, averaging 2.9 points per game, while Amato and Radocaj appeared in 11 each.

NEW EAGS ON THE BLOCK: Of the 12 newcomers, eight are true freshmen. The Eagles welcome Tommaso Camponeschi (Rome, Italy), Yousef Elkugia (Seattle, Wash. / Eastlake HS), Michael Folarin (London, England / Bella Vista College, Ariz.), Casey Jones (Sammamish, Wash.), Mason Landdeck (Zillah, Wash. / Desert Hills HS, Utah), Ethan Price (Bury St. Edmunds, England) and Makai Richards (Oak Park, Calif. / Oak Park HS).

Five transfers with plenty of collegiate experience also join the Eagles and look to make an immediate impact. Rylan Bergersen hails from Boise, Idaho, where he graduated from Borah High School in 2017. He previously played at both BYU and Central Arkansas. In his career at UCA, he averaged 16.2 points per game with 230 rebounds, 198 assists and made 81 three-pointers. He scored in double figures in 50 of his 54 games, including 18 with 20 points or more.

Angelo Allegri comes from Kansas City, Mo., where he graduated from St. Thomas Aquinas in 2017 and played at UNC Greensboro, where he just led the Spartans to the NCAA Tournament averaging 7.9 points and 4.1 rebounds per game.

Other Eagle transfers include Linton Acliese III (Richmond Calif., San Francisco State), Imhotep George (Laurel, Md.) and Sean Kirk (Mountlake Terrace, Wash. / Western Washington).

WHO'S IN CHARGE HERE: David Riley played at Whitworth in Spokane, Wash., for Jim Hayford, then was director of basketball operations at EWU when Hayford took over as Eastern's head coach in the 2011-12 season. He then served three seasons as an assistant for Hayford, and the last four under Shantay Legans, who departed EWU on March 22, 2021, for a position at the University of Portland.

Under Hayford and Legans, Eastern's four 20-victory seasons are among the top five win totals in EWU's now 38-year history in NCAA Division I. The combined 125 wins in six seasons, 102 wins in five, 86 in four, 66 in three and 44 in two are also the most since EWU became a member of NCAA Division I in the 1983-84 season.

Riley also brought in almost an entirely brand-new staff. Shawn James is back for his third year with the program, this time as a special assistant to the head coach. The Eagles are also led by associate head coach Arturo Ormond, assistant coaches Mark Darnall and Roberto Bergersen, and director of operations Pedro Garcia Rosado.

DOUBLE TROUBLE: The Eagles have had three players turn in a total of six double-doubles so far this season, more than any other Big Sky Conference school. Linton Acliese III has three, Ethan Price each has two, and Rylan Bergersen has one. Eastern Washington has had a double-double in four out of five games this season.

THE RISE OF VENTERS: Steele Venters played in just 17 games off the bench as a redshirt-freshman in 2020-21, scoring just 61 points total with 23 rebounds. This season, he has emerged as one of Eastern Washington's go-to players. So far, Venters has scored in double figures and started all five games. He's scored 95 total points already for 19.0 per game, and has the second-most single-game output in the Big Sky of 27 points at Walla Walla.

2021-22 NUMERICAL ROSTER

No.	Name	Pos.	Ht.	Wt.	Yr.	Exp.	Hometown / Previous Schools
0	Sean Kirk	G	6-3	185	R-Jr.	TR	Mountlake Terrace, Wash. / Montlake Terrace HS '17 / Edmonds CC / Western Washington
1	Austin Fadal	G	6-4	175	So.	1L	San Ramon, Calif. / Monte Vista HS '17 / Hillcrest Prep (Ariz.)
2	Steele Venters	G/F	6-7	175	R-Fr.	1L	Ellensburg, Wash. / Ellensburg HS '19
4	Isaiah Amato	G	6-5	175	Fr.	1L	Portland, Ore. / Central Catholic HS '20
5	Casson Rouse	G	6-2	180	R-So.	2L	Lacey, Wash. / Timberline HS '18
10	Ethan Price	F	6-10	230	Fr.	HS	Bury St. Edmunds, England / Ipswich BB Academy-Copleston HS '21
11	Rylan Bergersen	G	6-6	215	Sr.	TR	Boise, Idaho / Borah HS '17 / BYU / Central Arkansas
13	Angelo Allegri	F	6-7	215	Sr.	TR	Kansas City, Mo. / St. Thomas Aquinas HS '17 / UNC Greensboro
15	Yousef Elkugia	F	6-7	210	Fr.	HS	Seattle, Wash. / Eastlake HS '21 / Elite Prep
20	Linton Acliese III	F	6-6	235	R-Jr.	TR	Richmond, Calif. / Manvel HS (Texas) '16 / Cabrillo College / San Francisco State
21	Victor Radocaj	F	6-9	220	Fr.	1L	Richmond, B.C. / Rise Centre Academy '20
23	Michael Folarin	C	6-11	210	Fr.	HS	London, England / Bella Vista College Preparatory School (Ariz.) '21
24	Mason Landdeck	G	6-2	160	Fr.	HS	Zillah, Wash. / Desert Hills HS (St. George, Utah) '21
25	Imhotep George	F	6-8	195	R-Jr.	JC	Laurel, Md. / Meade HS '18 / Allegany College (Md.) / Tallahassee CC (Fla.)
31	Casey Jones	F	6-6	210	Fr.	HS	Sammamish, Wash. / Wasatch Academy (Utah) '21
32	Tommaso Camponeschi	G	6-2	166	Fr.	HS	Rome, Italy / Cretin-Derhma Hall (St. Paul, Minn.)
34	Makai Richards	F	6-10	225	Fr.	HS	Oak Park, Calif. / Oak Park HS '20
55	Ellis Magnuson	G	6-2	190	So.	2L	Boise, Idaho / Borah HS '19

2020-21 ALPHABETICAL ROSTER

No.	Name	Pos.	Ht.	Wt.	Yr.	Exp.	Hometown / Previous Schools
20	Linton Acliese III	F	6-6	235	R-Jr.	TR	Richmond, Calif. / Manvel HS (Texas) '16 / Cabrillo College / San Francisco State
13	Angelo Allegri	F	6-7	215	Sr.	TR	Kansas City, Mo. / St. Thomas Aquinas HS '17 / UNC Greensboro
4	Isaiah Amato	G	6-5	175	Fr.	1L	Portland, Ore. / Central Catholic HS '20
11	Rylan Bergersen	G	6-6	215	Sr.	TR	Boise, Idaho / Borah HS '17 / BYU / Central Arkansas
32	Tommaso Camponeschi	G	6-2	166	Fr.	HS	Rome, Italy / Cretin-Derhma Hall (St. Paul, Minn.)
15	Yousef Elkugia	F	6-7	210	Fr.	HS	Seattle, Wash. / Eastlake HS '21 / Elite Prep
1	Austin Fadal	G	6-4	175	So.	1L	San Ramon, Calif. / Monte Vista HS '17 / Hillcrest Prep (Ariz.)
23	Michael Folarin	C	6-11	210	Fr.	HS	London, England / Bella Vista College Preparatory School (Ariz.) '21
25	Imhotep George	F	6-8	195	R-Jr.	JC	Laurel, Md. / Meade HS '18 / Allegany College (Md.) / Tallahassee CC (Fla.)
31	Casey Jones	F	6-6	210	Fr.	HS	Sammamish, Wash. / Wasatch Academy (Utah) '21
0	Sean Kirk	G	6-3	185	R-Jr.	TR	Mountlake Terrace, Wash. / Montlake Terrace HS '17 / Edmonds CC / Western Washington
24	Mason Landdeck	G	6-2	160	Fr.	HS	Zillah, Wash. / Desert Hills HS (St. George, Utah) '21
55	Ellis Magnuson	G	6-2	190	So.	2L	Boise, Idaho / Borah HS '19
10	Ethan Price	F	6-10	230	Fr.	HS	Bury St. Edmunds, England / Ipswich BB Academy-Copleston HS '21
21	Victor Radocaj	F	6-9	220	Fr.	1L	Richmond, B.C. / Rise Centre Academy '20
34	Makai Richards	F	6-10	225	Fr.	HS	Oak Park, Calif. / Oak Park HS '20
5	Casson Rouse	G	6-2	180	R-So.	2L	Lacey, Wash. / Timberline HS '18
2	Steele Venters	G/F	6-7	175	R-Fr.	1L	Ellensburg, Wash. / Ellensburg HS '19

COACHING STAFF

Head Coach: David Riley, First Season (11th Overall)
Associate Head Coach: Arturo Ormond, 1st Season
Assistant Coach: Roberto Bergersen, 1st Season
Assistant Coach: Mark Darnall, 1st Season
Special Assistant: Shawn James, 1st Season (3rd Overall)
Dir. of Operations: Pedro Garcia Rosado (1st Season)

PRONUNCIATIONS

Angelo Allegri Uh-leg-ree
Isaiah Amato Ah-ma-toe
Rylan Bergersen Rye-lan
Yousef Elkugia U-seff L-coo-g-uh
Austin Fadal Fah-doll
Imhotep George Ihm-oh-tap (goes by "tap")
Victor Radocaj Rad-doh-chuh-eye-yuh
Makai Richards Muk-kie
Casson Rouse Kuh-sawn Rowse

BY HEIGHT

6-2 4
 6-3 1
 6-4 1
 6-5 1
 6-6 3
 6-7 3
 6-8 1
 6-9 1
 6-10 2
 6-11 1

BY STATE / COUNTRY

California 3
 Canada 1
 England 2
 Idaho 2
 Italy 1
 Maryland 1
 Missouri 1
 Oregon 1
 Washington 6

BY CLASS

Freshmen 1
 R-Freshmen 9
 Sophomores 1
 R-Sophomores 2
 Redshirt Juniors 3
 Seniors 2

BY POSITION

Guards 9
 Forwards 8
 Centers 1

TV / RADIO ROSTER



#0 Sean Kirk
G | 6-3 | R-Jr.



#1 Austin Fadal
G | 6-4 | R-So.



#2 Steele Venters
G/F | 6-7 | R-Fr.



#4 Isaiah Amato
G | 6-5 | Fr.



#5 Casson Rouse
G | 6-2 | R-So.



#10 Ethan Price
F | 6-10 | Fr.



#11 Rylan Bergersen
C | 6-6 | Sr.




#13 Angelo Allegri
F | 6-7 | Sr.




#15 Yousef Elkugia
F | 6-7 | Fr.



#20 Linton Acliese III
F | 6-6 | R-Jr.



#21 Victor Radocaj
F | 6-9 | Fr.



#23 Michael Folarin
C | 6-11 | Fr.




#24 Mason Landdeck
G | 6-2 | Fr.



#25 Imhotep George
F | 6-8 | R-Jr.



#31 Casey Jones
F | 6-6 | Fr



#32 Tommaso Camponeschi
G | 6-2 | Fr.



#34 Makai Richards
F | 6-10 | Fr.



#55 Ellis Magnuson
G | 6-2 | So.

EWU TOP

SCORING HALVES

56 (2nd) Walla Walla 11/15/21
55 (1st) Walla Walla 11/15/21
50 (2nd) at UC Davis 11/12/21
42 (2nd) at Nevada 11/9/21
41 (2nd) vs. Texas State 11/21/21
34 (1st) at Nevada 11/9/21
34 (2nd) at CSUN 11/19/21
33 (1st) vs. Texas State 11/21/21
26 (1st) at UC Davis 11/12/21
26 (1st) at CSUN 11/19/21

EWU LOW

SCORING HALVES

26 (1st) at UC Davis 11/12/21
26 (1st) at CSUN 11/19/21
33 (2nd) vs. Texas State 11/21/21
34 (1st) at Nevada 11/9/21
34 (2nd) at CSUN 11/19/21
41 vs. Texas State 11/21/21
42 (2nd) at Nevada 11/9/21
50 (2nd) at UC Davis 11/12/21
55 (1st) Walla Walla 11/15/21
56 (2nd) Walla Walla 11/15/21

OPPONENT TOP

SCORING HALVES

56 (2nd) Texas State 11/21/21
48 (2nd) Nevada 11/9/21
44 (2nd) Walla Walla 11/15/21
43 (1st) Nevada 11/9/21
42 (1st) UC Davis 11/12/21
42 (2nd) UC Davis 11/12/21
31 (1st) CSUN 11/19/21
29 (2nd) CSUN 11/19/21
27 (1st) Walla Walla 11/15/21
25 (1st) Texas State 11/21/21

OPPONENT LOW

SCORING HALVES

25 (1st) Texas State 11/21/21
27 (1st) Walla Walla 11/15/21
29 (2nd) CSUN 11/19/21
31 (1st) CSUN 11/19/21
42 (1st) UC Davis 11/12/21
42 (2nd) UC Davis 11/12/21
43 (1st) Nevada 11/9/21
44 (2nd) Walla Walla 11/15/21
48 (2nd) Nevada 11/9/21
56 (2nd) Texas State 11/21/21

THE MATCHUP

A LOOK AT WASHINGTON STATE: The Cougars are 5-0 on the season and have won 18-straight non-conference games dating back to last season, as this marks the final tune-up before WSU starts non-conference play.

Washington State is averaging 87.6 points per game and have scored over 90 points in its last two contests. From the field, they're shooting 50.2 percent and 35.7 percent from three-point range with 8.2 triples per game. They average 40.0 rebounds per game, out-rebounding their opponents by 9.4 per contest.

Three Cougars average double figures in Noah Williams (13.8 ppg), Michael Flowers (12.2 ppg) and Tyrell Roberts (12.2 ppg).

SERIES HISTORY: Eastern Washington opened the 2020-21 season at Washington State last season, falling by a narrow margin of 71-68. The Eagles led for more than 33 minutes, including a 16-3 lead in the first six minutes. The Eagles led by as many as six in the second half, but the Cougars used a 13-5 run to take the lead for good. Isaac Bonton iced the win with a pair of free throws with two seconds remaining, coming four seconds after an offensive foul was called on Eastern's Kim Aiken Jr.

Eastern Washington has lost six-straight against Washington State, with its last win coming in 1997. The Cougars have won five-straight in Pullman where Eastern is 2-34. Eastern trails the all-time series, 11-56.

A LOOK AT THE EAGLES: Eastern Washington is 2-3 on the young season. Besides the win over CSUN, the Eagles topped Walla Walla 111-71 in the team's only home game so far this season.

A quartet of Eagles average double figures. Steele Venters leads the way with 19.0 points per game which is second in the Big Sky Conference. Venters ranks in the top-ten in the conference in field goal percentage (5th, 53.3), free throw percentage (10th, 84.0) and three-point field goal percentage (4th, 41.7). He is also second on the team in assists (2.6) and steals (1.4) per game. Venters has scored in double figures in all five games.

Linton Acliese III is close behind with 18.2 points per game, which is fourth in the Big Sky, and leads the way with 8.8 rebounds per game. He already has three double-doubles this season and has scored 20-or-more points in three out of five contests, scoring in double figures in all of them.

True freshman Ethan Price averages 11.8 points per game, scoring in double figures in four games with two double-doubles on the year. He leads the Eagles with 1.2 blocks per game.

Rylan Bergersen adds 11.8 points per contest. He leads the Big Sky with 4.8 assists per game, dishing at least six in three out of five games so far this year. He has one double-double and is tied for the team lead with 1.4 steals per game.

The Eagles are tied for second in the Big Sky with 80.8 points per game. They are shooting 42.8 percent from the field and average 9.0 three-pointers and 42.8 rebounds per game.

2021-22 CAMPAIGN: Eastern Washington will play two of its first 10 games on the road and will only play at home three total times before 2022. After opening up the year at Nevada (Nov. 9) and UC Davis (Nov. 12), the home opener against Walla Walla is set for Nov. 15 at 6 p.m. at Reese Court. The Eagles will also get to open up Big Sky Conference play at home against the defending regular season champions and preseason favorites, Southern Utah, on Dec. 2. EWU's non-conference slate includes road games at Washington State, Colorado, North Dakota and Texas Tech, along with the Good Sam Empire Classic hosted by CSUN. The Eagles play each Big Sky opponent twice, once at home and once on the road. The 2021-22 Big Sky Championships are held in Boise, Idaho, from March 9-12.

WHAT HAPPENED LAST YEAR: The Eastern Washington University men's basketball team closed the 2020-21 season with a 16-8 record, a Big Sky Conference Tournament Championship and a third trip for the school to the NCAA Tournament. There, Eastern led more than it trailed before the 14th-seeded Eagles ended its season with a 93-84 loss to Kansas, a No. 3 seed and ranked 12th nationally entering the tourney.

Eastern finished the Big Sky Conference season 12-3 and as the league runner-up, and the Eagles closed the year winning 13 of their last 15 games. Eastern had won nine-straight games before falling to Idaho State 68-63 on March 3. But the Eagles rolled through the Big Sky Conference Tournament with a trio of victories, leading for a total of 108:19 out of 120 minutes (trailed for 8:25 and tied for 3:16). EWU led by as many as 12, 38 and 20 in the three wins, respectively.

Tanner Groves was named the Big Sky Conference MVP, the fourth MVP for Eastern Washington in the last five seasons. Kim Aiken Jr. was named the Big Sky Defensive Player of the Year, and Tyler Robertson was selected as the league's Top Reserve.

Five starters from last year's squad plus two letterwinners are gone now. In turn, the Big Sky coaches selected the Eagles to finish eighth in the preseason polls, and the media picked them seventh.

BIG SKY STANDINGS (AS NOV. 25)

SCHOOL	BIG SKY	OVERALL
Weber State	--	5-0
Sacramento State	--	3-2
Southern Utah	--	3-3
Montana	--	2-2
Portland State	--	2-2
Northern Arizona	--	3-4
Northern Colorado	--	3-4
Eastern Washington	--	2-3
Montana State	--	1-3
Idaho State	--	1-5
Idaho	--	1-4

BIG SKY RANKINGS

Scoring Offense.....	T-2nd, 80.8
Scoring Defense.....	9th, 82.0
Scoring Margin.....	6th, +2.6
Field Goal Pct.....	6th, 42.8
Field Goal Pct. Defense.....	6th, 42.0
3-Point FG Pct.....	7th, 34.1
3-Point FG Pct. Defense.....	5th, 27.6
3-Point FG Made.....	3rd, 9.0
FT Pct.....	4th, 72.4
Opponent FT Pct.....	8th, 66.2
Rebounding Offense.....	3rd, 42.8
Rebounding Defense.....	8th, 38.4
Offensive Rebounds.....	3rd, 14.0
Defensive Rebounds.....	4th, 32.0
Rebounding Margin.....	3rd, +4.4
Turnover Margin.....	11th, -3.80
Asst./TO Ratio.....	4th, 1.06
Blocks.....	8th, 3.20
Assists.....	2nd, 17.60
Steals.....	6th, 5.80

Scoring.....	Steele Venters, 2nd (19.0)
.....	Linton Acliese, 4th (18.2)
.....	Ethan Price, 20th (11.8)
Rebounding.....	Linton Acliese, 7th (8.8)
.....	Angelo Allegri, 10th (6.6)
.....	Ethan Price, 12th (5.8)
.....	Rylan Bergersen, T-20th (5.2)
Field Goal Pct.....	Steele Venters, 5th (53.3)
.....	Linton Acliese, 11th (44.6)
Free Throw Pct.....	Steele Venters, 10th (84.0)
.....	Linton Acliese, 13th (78.1)
.....	Ethan Price, T-15th (75.0)
3FG Percentage.....	Steele Venters, 4th (41.7)
3FG Made Per Game ..	Steele Venters, T-8th (2.0)
.....	Angelo Allegri, 15th (1.8)
Assists.....	Rylan Bergersen, 1st (4.8)
.....	Steele Venters, 13th (2.6)
Asst./TO Ratio.....	Rylan Bergersen, 4th (2.2)
Blocked Shots.....	Ethan Price, 6th (1.2)
Steals.....	Steele Venters, T-9th (1.4)
.....	Rylan Bergersen, T-9th (1.4)
Offensive Rebounds.....	Linton Acliese, 4th (3.2)
.....	Imhotep George, T-15th (1.6)
.....	Angelo Allegri, T-15th (1.6)
Defensive Rebounds.....	Linton Acliese, 5th (5.6)
.....	Angelo Allegri, T-9th (5.0)
.....	Rylan Bergersen T-15th (4.2)
Minutes Played.....	Linton Acliese, 4th (33.2)
.....	Ethan Price, 23rd (28.7)

MISCELLANEOUS STATS

DOUBLE-FIGURE SCORING GAMES						
Player	Career	21-22	20-21	19-20	18-19	
Ellis Magnuson	10	--	2	8	--	
Casson Rouse	9	--	2	7	--	
Steele Venters	6	5	1	--	--	
Linton Acliese	5	5	--	--	--	
Ethan Price	4	4	--	--	--	
Austin Fadal	3	--	--	--	3	
Rylan Bergersen	3	3	--	--	--	
Angelo Allegri	2	2	--	--	--	
Mason Landdeck	1	1	--	--	--	

20-POINT SCORING GAMES						
Player	Career	21-22	20-21	19-20	18-19	
Linton Acliese	3	3	--	--	--	
Steele Venters	2	2	--	--	--	
Casson Rouse	1	--	--	1	--	

30-POINT SCORING GAMES						
Player	Career	21-22	20-21	19-20	18-19	
Linton Acliese	3	3	--	--	--	
Steele Venters	2	2	--	--	--	
Casson Rouse	1	--	--	1	--	

3 + THREE POINTERS IN A GAME						
Player	Career	21-22	20-21	19-20	18-19	
Casson Rouse	4	--	1	3	--	
Ellis Magnuson	2	--	--	2	--	
Linton Acliese	2	2	--	--	--	
Angelo Allegri	1	1	--	--	--	
Steele Venters	1	1	--	--	--	

5 + THREE POINTERS IN A GAME						
Player	Career	21-22	20-21	19-20	18-19	
Linton Acliese	3	3	--	--	--	
Ethan Price	2	2	--	--	--	
Rylan Bergersen	1	1	--	--	--	
Angelo Allegri	1	1	--	--	--	

DOUBLE-FIGURE REBOUNDING GAMES						
Player	Career	21-22	20-21	19-20	18-19	
Linton Acliese	3	3	--	--	--	
Ethan Price	2	2	--	--	--	
Rylan Bergersen	1	1	--	--	--	
Angelo Allegri	1	1	--	--	--	

DOUBLE-DOUBLE GAMES						
Player	Career	21-22	20-21	19-20	18-19	
Linton Acliese	3	3	--	--	--	
Ethan Price	2	2	--	--	--	
Rylan Bergersen	1	1	--	--	--	

5 + ASSISTS GAMES						
Player	Career	21-22	20-21	19-20	18-19	
Ellis Magnuson	17	--	4	13	--	
Casson Rouse	3	--	--	3	--	
Ethan Price	1	1	--	--	--	
Rylan Bergersen	2	2	--	--	--	
Steele Venters	1	1	--	--	--	

3 + STEAL GAMES						
Player	Career	21-22	20-21	19-20	18-19	
Steele Venters	2	2	--	--	--	
Ellis Magnuson	1	--	--	1	--	
Mason Landdeck	1	1	--	--	--	
Casson Rouse	1	--	--	1	--	
Rylan Bergersen	1	1	--	--	--	

2 + BLOCK GAMES						
Player	Career	21-22	20-21	19-20	18-19	
Ethan Price	3	3	--	--	--	
Steele Venters	1	--	1	--	--	
Linton Acliese	1	1	--	--	--	

2021-22 TRENDS

RECORD BREAKDOWN	
Overall.....	2-3
At Home.....	1-0
On The Road.....	1-2
Neutral.....	0-1

HALFTIME/LEADS/OVERTIME	
Leading or Tied at Half.....	1-1
Leading at Half, Home.....	1-0
Leading at Half, Away/Neutral.....	0-1
Tied at Half, Home.....	0-1
Tied at Half, Away/Neutral.....	0-1
Trailing at Half.....	1-2
Trailing at Half, Home.....	1-2
Trailing at Half, Away/Neutral.....	1-2
Games Decided by 5 Points or Fewer.....	1-0
Games Decided by 10 Points or Fewer.....	1-2
Overtime Games.....	1-0

OFFENSE	
Scoring 100+ Points.....	1-0
Scoring 90-99 Points.....	0-0
Scoring 80-89 Points.....	0-0
Scoring 70-79 Points.....	0-3
Scoring 60-69 Points.....	1-0
Scoring Less Than 60 Points.....	0-0
Shooting Above 60%.....	0-0
Shooting Between 50-60%.....	1-0
Shooting Between 40-50%.....	0-2
Shooting Between 30-40%.....	1-1
Shooting Less Than 30%.....	0-0

REBOUNDING/TURNOVERS	
When Outrebounding Opponents.....	1-2
When Outrebounded.....	1-1
When Rebounds are Even.....	0-0
When Forcing 15+ Turnovers.....	1-0
When Committing 15 or Less Turnovers.....	1-1
When Committing 15+ Turnovers.....	1-2

TOP SCORERS (INCLUDING TIES)	
Linton Acliese.....	1-2
Steele Venters.....	1-1

TOP REBOUNDERS (INCLUDING TIES)	
Linton Acliese.....	0-2
Ethan Price.....	1-1
Angelo Allegri.....	1-0

DAYS OF THE WEEK / MONTHS	
November.....	2-3
December.....	0-0
January.....	0-0
February.....	0-0
March.....	0-0
Sunday.....	0-0
Monday.....	1-0
Tuesday.....	0-1
Wednesday.....	0-0
Thursday.....	0-0
Friday.....	1-1
Saturday.....	0-1

VS. CONFERENCES (NON-CONF. ONLY)	
Mountain West.....	0-1
Big West.....	1-1
West Coast.....	0-0
WAC.....	0-0
Non-Division I.....	1-0
Sun Belt.....	0-1
Pac-12.....	0-0

BIG SKY PRESEASON MEDIA POLL		BIG SKY PRESEASON COACHES POLL		RPI IN THE BIG SKY	
SCHOOL	PTS	SCHOOL	PTS	SCHOOL	RANK
1. Southern Utah	324 (23)	1. Southern Utah	98 (8)	Eastern Washington	--
2. Weber State	290 (5)	2. Weber State	91 (2)	Idaho	--
3. Montana State	264 (1)	3. Montana State	81 (1)	Idaho State	--
4. Montana	217	4. Montana	71	Montana	--
5. Northern Colorado	212	5. Northern Colorado	68	Montana State	--
6. Idaho State	181	6. Idaho State	56	Northern Arizona	--
7. Eastern Washington	142	7. Portland State	40	Northern Colorado	--
8. Portland State	116	8. Eastern Washington	37	Portland State	--
9. Sacramento State	110	9. Northern Arizona	28	Sacramento State	--
10. Northern Arizona	85	10. Sacramento State	25	Southern Utah	--
11. Idaho	38	11. Idaho	10	Weber State	--

EASTERN WASHINGTON / OPPONENTS: GAME HIGHS AND LOWS

EASTERN WASHINGTON: GAME HIGHS

Points	111	Walla Walla (11/15)
Field Goals Made	40	Walla Walla (11/15)
Field Goal Attempts	71	Walla Walla (11/15)
3-Pt Field Goals Made	12	at CSUN (11/19)
3-Pt Field Goal Attempts	31	at CSUN (11/19)
Free Throws Made	26	at UC Davis (11/12)
Free Throw Attempts	36	at UC Davis (11/12)
Rebounds	51	at UC Davis (11/12)
Assists	26	Walla Walla (11/15)
Steals	12	Walla Walla (11/15)
Blocks	6	at CSUN (11/19)
Turnovers	20	vs. Texas St. (11/20)
Fouls	27	vs. Texas St. (11/20)

EASTERN WASHINGTON: GAME LOWS

Points	67	at CSUN (11/19)
Field Goals Made	21	Two Occasions
Field Goal Attempts	53	vs. Texas St. (11/20)
3-Pt Field Goals Made	7	Walla Walla (11/15)
3-Pt Field Goal Attempts	24	vs. Texas St. (11/20)
Free Throws Made	7	at Nevada (11/9)
Free Throw Attempts	10	at Nevada (11/9)
Rebounds	34	vs. Texas St. (11/20)
Assists	11	at UC Davis (11/12)
Steals	2	at Nevada (11/9)
Blocks	1	Two Occasions
Turnovers	14	Two Occasions
Fouls	18	at Nevada (11/9)

EASTERN WASHINGTON: INDIVIDUAL GAME HIGHS

Points	27	Venters, Walla Walla (11/15)
Field Goals Made	9	Venters, Walla Walla (11/15)
Field Goal Attempts	16	Acliese, at Nevada (11/9)
3-Pt Field Goals Made	4	Acliese, at CSUN (11/19)
3-Pt Field Goal Attempts	7	Three Occasions
Free Throws Made	9	Acliese, at UC Davis (11/12)
Free Throw Attempts	12	Acliese, at UC Davis (11/12)
Rebounds	12	Two Occasions
Assists	7	Bergersen, at UC Davis (11/12)
Steals	3	Four Occasions
Blocks	2	Four Occasions
Turnovers	4	Three Occasions
Fouls	5	Three Occasions

OPPONENT: GAME HIGHS

Points	91	Nevada (11/9)
Field Goals Made	37	Nevada (11/9)
Field Goal Attempts	73	Nevada (11/9)
3-Pt Field Goals Made	8	Walla Walla (11/15)
3-Pt Field Goal Attempts	29	Walla Walla (11/15)
Free Throws Made	25	Texas St. (11/20)
Free Throw Attempts	32	Texas St. (11/20)
Rebounds	45	CSUN (11/19)
Assists	25	Nevada (11/9)
Steals	13	UC Davis (11/12)
Blocks	7	Two Occasions
Turnovers	19	Walla Walla (11/15)
Fouls	29	UC Davis (11/12)

OPPONENT: GAME LOWS

Points	71	Walla Walla (11/15)
Field Goals Made	25	Two Occasions
Field Goal Attempts	53	Texas St. (11/20)
3-Pt Field Goals Made	6	Two Occasions
3-Pt Field Goal Attempts	14	Texas St. (11/20)
Free Throws Made	11	CSUN (11/19)
Free Throw Attempts	15	Nevada (11/9)
Rebounds	32	Two Occasions
Assists	5	Texas St. (11/20)
Steals	4	Two Occasions
Blocks	2	Walla Walla (11/15)
Turnovers	9	Nevada (11/9)
Fouls	12	Nevada (11/9)

OPPONENT: INDIVIDUAL GAME HIGHS


Points	22	Cambridge, Nevada (11/9)
Field Goals Made	8	Two Occasions
Field Goal Attempts	20	Gaddy, Walla Walla (11/15)
3-Pt Field Goals Made	4	Two Occasions
3-Pt Field Goal Attempts	9	Cambridge, Nevada (11/9)
Free Throws Made	10	Gaddy, Walla Walla (11/15)
Free Throw Attempts	13	Gaddy, Walla Walla (11/15)
Rebounds	13	Gaddy, Walla Walla (11/15)
Assists	9	Sherfield, Nevada (11/9)
Steals	4	Milling, UC Davis (11/12)
Blocks	4	Washington, Nevada (11/9)
Turnovers	3	Four Players
Fouls	5	Anigwe, UC Davis (11/12)

RESULTS AND GAME-BY-GAME LEADERS

DATE	OPPONENT	TIME/RESULT	POINTS	REBOUNDS	ASSISTS	STEALS	BLOCKS
Nov. 9	at Nevada	L, 76-91	Acliese (19)	Acliese (12)	Price (6)	Allegri (1) Bergersen (1)	Bergersen (1)
Nov. 12	at UC Davis	L, 76-84	Acliese (22)	Price (12)	Bergersen (7)	Venters (3)	Price (2)
Nov. 15	Walla Walla	W, 111-71	Venters (27)	Price (11)	Venters (6)	Venters (3) Landdeck (3)	Price (2)
Nov. 19	at CSUN	W, 67-64 (OT)	Acliese (20)	Allegri (10)	Bergersen (6)	Price (1) Bergersen (1)	Price (2) Acliese (2)
Nov. 20	vs. Texas St	L, 74-81	Venters (23)	Acliese (10)	Bergersen (6)	Bergersen (3)	Acliese (1)
Nov. 27	at Washington St.	4:30 p.m.					
Dec. 2	Southern Utah *	6 p.m.					
Dec. 4	at Omaha	10 a.m.					
Dec. 8	at Colorado	5 p.m.					
Dec. 11	at North Dakota	11 a.m.					
Dec. 15	Multnomah	6 p.m.					
Dec. 22	at Texas Tech	TBA					
Dec. 30	at Portland State *	7 p.m.					
Jan. 1	at Northern Arizona *	1 p.m.					
Jan. 6	Montana *	6 p.m.					
Jan. 8	Idaho *	TBA					
Jan. 13	at Idaho State *	6 p.m.					
Jan. 15	at Weber State *	5 p.m.					
Jan. 20	Sacramento State *	6 p.m.					
Jan. 22	Northern Colorado *	2 p.m.					
Jan. 27	at Montana State *	6 p.m.					
Jan. 29	at Montana *	6 p.m.					
Feb. 5	at Southern Utah *	6 p.m.					
Feb. 10	Weber State *	6 p.m.					
Feb. 12	Idaho State *	2 p.m.					
Feb. 17	Montana State *	6 p.m.					
Feb. 19	at Idaho *	2 p.m.					
Feb. 24	at Northern Colo. *	5 p.m.					
Feb. 26	at Sacramento State*	7 p.m.					
March 3	Northern Arizona *	6 p.m.					
March 5	Portland State *	2 p.m.					

RESULTS AND GAME-BY-GAME STARTERS

DATE	OPPONENT	TIME/RESULT	FORWARD	FORWARD	FORWARD	FORWARD	GUARD
Nov. 9	at Nevada	L, 76-91	Venters	Price	Allegri	Acliese	Rouse
Nov. 12	at UC Davis	L, 76-84	Venters	Price	Allegri	Acliese	Rouse
Nov. 15	Walla Walla	W, 111-71	Venters	Price	Allegri	Acliese	Bergersen
Nov. 19	at CSUN	W, 67-64 (OT)	Venters	Price	Allegri	Acliese	Bergersen
Nov. 20	vs. Texas St.	L, 74-81	Venters	Price	Allegri	Acliese	Bergersen
Nov. 27	at Washington St.	4:30 p.m.					
Dec. 2	Southern Utah *	6 p.m.					
Dec. 4	at Omaha	10 a.m.					
Dec. 8	at Colorado	5 p.m.					
Dec. 11	at North Dakota	11 a.m.					
Dec. 15	Multnomah	6 p.m.					
Dec. 22	at Texas Tech	TBA					
Dec. 30	at Portland State *	7 p.m.					
Jan. 1	at Northern Arizona *	1 p.m.					
Jan. 6	Montana *	6 p.m.					
Jan. 8	Idaho *	TBA					
Jan. 13	at Idaho State *	6 p.m.					
Jan. 15	at Weber State *	5 p.m.					
Jan. 20	Sacramento State *	6 p.m.					
Jan. 22	Northern Colorado *	2 p.m.					
Jan. 27	at Montana State *	6 p.m.					
Jan. 29	at Montana *	6 p.m.					
Feb. 5	at Southern Utah *	6 p.m.					
Feb. 10	Weber State *	6 p.m.					
Feb. 12	Idaho State *	2 p.m.					
Feb. 17	Montana State *	6 p.m.					
Feb. 19	at Idaho *	2 p.m.					
Feb. 24	at Northern Colo. *	5 p.m.					
Feb. 26	at Sacramento State*	7 p.m.					
March 3	Northern Arizona *	6 p.m.					
March 5	Portland State *	2 p.m.					



DAVID RILEY

HEAD COACH
1ST SEASON

THE RILEY FILE

PERSONAL

Birthdate: Nov. 28, 1988

Birthplace: Seattle, Wash.

Family: Wife, Emily

Twitter: @driley15

EDUCATION

College: Whitworth, 2011

COACHING EXPERIENCE

2011-14	Eastern Washington (Director of Operations)
2014-20	Eastern Washington (Assistant Coach)
2020-21	Eastern Washington (Associate Head Coach)
2021-22	Eastern Washington (Head Coach)

THE RILEY WORKSHEET

YEAR	SCHOOL	OVERALL	CONF.
2011-12	Eastern Washington	15-17	8-8
2012-13	Eastern Washington	10-21	7-13
2013-14	Eastern Washington	15-16	10-10
2014-15	Eastern Washington	26-9	14-4
2015-16	Eastern Washington	18-16	10-8
2016-17	Eastern Washington	22-12	13-5
2017-18	Eastern Washington	20-15	13-5
2018-19	Eastern Washington	16-18	12-8
2019-20	Eastern Washington	23-8	16-4
2020-21	Eastern Washington	16-8	12-3
2021-22*	Eastern Washington	2-3	--
TOTAL	11 seasons	183-144	115-68
	*1 Season	2-3	--

* Head Coach

All signs pointed to David Riley deserving the opportunity to be a NCAA Division I head basketball coach.

The veteran of 10 seasons of the Eastern Washington University men's basketball program has been hired as the new head coach of the Eagles to continue the continuity of the best stretch of success in EWU's NCAA Division I history. He was officially introduced as EWU's next head coach on March 25, 2021.

The 2021-22 season will be his 11th in Eastern's program and his eighth as a coach.

Riley is a 2011 graduate of Whitworth, and two years later received his master's degree from EWU. His uncle, Mike Riley, has been head football coach at Nebraska (2015-2017), Oregon State (1997-98, 2003-2014), the San Diego Chargers (1999-2001) and the Winnipeg Blue Bombers of the Canadian Football League (1987-1990). Riley's grandfather, Bud Riley, was an assistant football coach at Idaho (1962-65), Oregon State (1965-72) and the head coach of the Winnipeg Blue Bombers (1974-77).

David Riley played at Whitworth for Jim Hayford, then was director of basketball operations at EWU when Hayford took over as Eastern's head coach in the 2011-12 season. He then served three seasons as an assistant for Hayford, and the last four under Shantay Legans, who departed EWU on March 22, 2021, for a position at the University of Portland.

Under Hayford and Legans, Eastern's four 20-victory seasons are among the top five win totals in EWU's now 38-year history in NCAA Division I. The combined 125 wins in six seasons, 102 wins in five, 86 in four, 66 in three and 44 in two are also the most since EWU became a member of NCAA Division I in the 1983-84 season.

In Big Sky Conference games in the last four seasons, Eastern's 53 victories is the best all-time mark at EWU in 34 seasons in the league. Eastern has won at least 10 league games in eighth-straight seasons, and that only happened six times before in EWU's first 26 seasons as a member of the league.

Eastern closed the 2020-21 season 12-3 in the league and 16-8 overall after falling to third-seeded and 12th-ranked Kansas at the NCAA Tournament in Indianapolis, Ind. The Eagles led for 20:47 compared to 18:07 for the Jayhawks, who led the final 8:46.

Winners of 12 of their last 14 games, Eastern had won nine-straight games before falling to Idaho State 68-63 on March 3. But the Eagles rolled through the Big Sky Conference Tournament with a trio of victories, leading for a total of 108:19 out of 120 minutes (trailed for 8:25 and tied for 3:16). EWU led by as many as 12, 38 and 20 in the three wins, respectively.

The 2020-21 school year was David Riley's seventh season on the coaching staff after being elevated to an assistant men's coaching position at EWU in May of 2014. He was previously Eastern's director of basketball operations, and '20-21 was his 10th overall at Eastern.

He was elevated to the title of associate head coach in summer of 2020. Riley's main responsibilities in 2020-21 were for player development with emphasis on wing players, and on-court coaching with offensive emphasis. He also helps with academic monitoring, recruiting, practice planning, in-season scouting of opponents and summer camps.

In April of 2017, Riley was selected by the National Association of Basketball Coaches (NABC) on its 2016-17 Under Armour 30-under-30 squad. The honor recognized Riley among a group of up and coming young coaches in men's college basketball. Fellow Eagle assistant Bobby Suarez was honored on the same 30-Under-30 squad in the 2019-20 school year.

In four seasons under Legans at Eastern, Riley helped Eastern win 75 games overall, 53 in Big Sky Conference play, the outright league championship in 2019-20 and the Big Sky Conference Tournament championship in 2020-21 to advance EWU to its third NCAA Tournament in school history.

The Eagles finished 12-3 in the league (tie for second) and 16-8 overall in the 2020-21 season, which was shortened because of the Covid-19 pandemic. At the NCAA Tournament, Eastern led more than it trailed before the 14th-seeded Eagles ended its season with a 93-84 loss to Kansas, a No. 3 seed and ranked 12th nationally entering the tourney. The Eagles led for 20:47 compared to 18:07 for the Jayhawks, who led the final 8:46.

The school's 53 league victories is the best four-year stretch in 34 seasons as a member of the Big Sky Conference. Post player Tanner Groves was the league MVP, and he and Kim Aiken Jr. earned first team All-Big Sky honors. Aiken was also the Big Sky's Defensive Player of the Year and Tyler Robertson was named the Top Reserve.

Groves was the MVP of the Big Sky Conference Tournament and joined his younger brother, Jacob Groves, as an All-Tournament selection. The "Groves Bros" combined for 58 points versus Kansas, with Tanner finishing with a career-high 35 and Jacob having career highs in both points (23) and rebounds (9).

Eastern had won nine-straight games before falling to Idaho State 68-63 on March 3. But the Eagles rolled through the Big Sky Conference Tournament with a trio of victories, leading for a total of 108:19 out of 120 minutes (trailed for 8:25 and tied for 3:16). EWU led by as many as 12, 38 and 20 in the three wins, respectively.

Of the 14 players Eastern took to Indianapolis, Ind., for the NCAA Tournament, all were underclassmen except for two seniors. Of the seven players who played at least 16 minutes, there were three sophomores, two juniors and two seniors who could theoretically return based on the NCAA decision that the pandemic year does not count against a student-athlete's eligibility.

One season earlier, one of the best seasons in school history came to a screeching halt on March 12, 2020, when cancellations of both the Big Sky Conference and NCAA Division I tournaments dashed EWU's promising postseason hopes in the 2019-20 campaign. The Eagles finished 23-8 overall and 16-4 in the Big Sky.

In 2019-20, Mason Peatling was the Big Sky's MVP and a first team All-Big Sky selection, Jacob Davison earned a spot on the second team and sophomore Kim Aiken Jr. was on the third team. Peatling and Davison both earned NABC All-District 6 accolades, and Peatling was a first team Academic All-American as well.

Prior to the shortened 2019-20 season, EWU had appearances the previous two seasons in the Big Sky Tournament championship game. In 2018-19, Eastern defeated all 10 Big Sky Conference foes en route to finishing 12-8 in league play and going 16-18 overall. Decimated by injuries, Eastern was 1-9 at one point in the 2018-19 season before winning 13 of its last 19.

Forward Jesse Hunt earned first team All-Big Sky honors for the Eagles, Peatling was on the second team and Davison earned third team honors. Aiken earned All-Big Sky Tournament honors along with Peatling.

In 2017-18, Eastern featured Big Sky MVP Bogdan Bliznyuk and the Eagles finished 20-15 overall and 13-5 in the Big Sky. Among the victories was a 67-61 triumph at Stanford to break EWU's 21-game losing streak versus Pacific-12 Conference foes.

Riley has played a key role as part of Eastern teams from the Eastern teams from the 2014-15 through 2019-20 seasons which have win totals of 26, 18, 22, 20, 16 and 23 games. The four 20-victory seasons are among the top five win totals in EWU's now 38-year history in NCAA Division I. The combined 125 wins in six seasons, 102 wins in five, 86 in four, 66 in three and 44 in two are also the most since EWU became a member of NCAA Division I in the 1983-84 season. The same can be said of EWU's stretch of league victories -- 14, 10, 13, 13, 12, 16 -- in that six-year span.

In Big Sky Conference games in the last four seasons, Eastern's 53 victories is the best all-time mark at EWU in 34 seasons in the league. Eastern has won at least 10 league games in eighth-straight seasons, and that only happened six times before in EWU's first 26 seasons as a member of the league.

Riley played for former EWU head coach Jim Hayford at Whitworth University in Spokane, Wash., from the 2007-08 season through 2010-11, earning All-Northwest Conference accolades all four years. Whitworth teams were a collective 98-18 while Riley was there, with three NWC titles (55-9 in league play) and four appearances in the NCAA Division III Tournament.

In November of 2020, Riley was one of 10 players honored on Whitworth's All-Decade team from 2010-20, earning honorable mention. He also earned honorable mention as one of the top 30 Whitworth athletes in the decade as selected by the Spokane Spokesman-Review.

He graduated in 2011 from Whitworth, then joined Hayford at EWU the following season. Riley helped as a manager and team operations assistant three seasons, including the first two as a graduate assistant. He received his master of science degree in physical education (sport administration) from EWU in 2013.



#0 SEAN KIRK

Guard • 6-3 • R-Junior

Mountlake Terrace, Wash. • Mountlake Terrace HS

Edmonds CC • Western Washington

EAG NOTES:

• Utilized redshirt season in the 2019-20 season when Western Washington won the Great Northwest Athletic Conference (GNAC) title and advanced to the NCAA Division II Tournament. Western did not play any games in 2020-21 because of the Covid-19 pandemic.

• Edmonds CC: Played as a freshman at Edmonds Community College in the 2018-19 season. He was named the Northwest Athletic Conference (NWAC) North Region Freshman of the Year and was the only freshman named to the All-North Region first team. In 27 games he averaged 18.3 points and 7.7 rebounds per game while sinking 49.6 percent of his shots from the field. He scored in double-figures in 24 of 27 games while helping lead the Tritons to a 19-10 record. He had nine double-doubles (points-rebounds) and ranked 16th in the NWAC in scoring (18.3 per game), 20th in rebounds (7.7) and 25th in free throw percentage (79.9 percent/123-for-154).

SEASON HIGHS:

POINTS: --
FG: --
FGA: --
3FG: --
3FGA: --
FT: --
FTA: --
REBOUNDS: --
ASSISTS: --
STEALS: --
BLOCKS: --
MINUTES: --

CAREER HIGHS at EWU:

POINTS: --
FG: --
FGA: --
3FG: --
3FGA: --
FT: --
FTA: --
REBOUNDS: --
ASSISTS: --
STEALS: --
BLOCKS: --
MINUTES: --

CAREER STATISTICS:

GAME-BY-GAME STATISTICS:



#1 AUSTIN FADAL

Guard • 6-4 • R-Sophomore

San Ramon, Calif. • Monte Vista HS • Hillcrest Prep

EAG NOTES:

- Has not played in 2021-22.
- He has played in 25 career games, including 21 as a freshman in the 2018-19 season. He has now averaged 11.5 minutes, 3.2 points, 1.4 rebounds and 0.4 assists in those games (two as a starter).
- 2020-21: Selected to the Winter Big Sky Conference All-Academic team. He played in four games off the bench and did not score in a total of nine minutes played.
- 2018-19: Fadal made his Eagle debut versus Syracuse (11/6/18) and finished with four points, five rebounds and a pair of assists. He scored in double figures three times – 12 versus Green Bay (11/16/18), 14 against North Dakota State (12/8/18) and 13 versus Corban (12/21/18).

SEASON HIGHS:

POINTS: --
 FG: --
 FGA: --
 3FG: --
 3FGA: --
 FT: --
 FTA: --
 REBOUNDS: --
 ASSISTS: --
 STEALS: --
 BLOCKS: --
 MINUTES: --

GAME-BY-GAME STATISTICS:

CAREER HIGHS:

POINTS: 14 at North Dakota St. 12/08/18
 FG: 5, 3x, last: vs Corban 12/21/18
 FGA: 11 at Syracuse 11/06/18
 3FG: 2, 2x, last: vs Corban 12/21/18
 3FGA: 2, 2x, last: at Washington 11/27/18
 FT: 3 at North Dakota St. 12/08/18
 FTA: 4 at North Dakota St. 12/08/18
 REBOUNDS: 6 at Stanford 12/15/18
 ASSISTS: 3 vs Idaho 02/18/19
 STEALS: 2, 2x, last: at North Dakota St. 12/08/18
 BLOCKS: --
 MINUTES: 30 at North Dakota St. 12/08/18

CAREER STATISTICS:

SEASON	TEAM	GP-GS	MIN/AVG	Field Goals		3-Point		F-Throws		Rebounds				Scoring						
				FG-FGA	FG%	3FG-3FGA	3FG%	FT-FTA	FT%	OFF	DEF	TOT	AVG	PF-FO	A	TO	BLK	STL	PTS	AVG
2018-19	EWU	21-2	278/13.2	30-98	.306	9-45	.200	10-16	.625	4	31	35	1.7	31-0	11	16	0	6	79	3.8
2020-21	EWU	4-0	9/2.4	0-1	.000	0-0	.000	0-0	.000	0	0	0	0.0	1-0	0	1	0	0	0	0.0
TOTAL		25-2	287/11.5	30-99	.303	9-45	.200	10-16	.625	4	31	35	1.4	32-0	11	17	0	6	79	3.2



#2 STEELE VENTERS

Guard/Forward • 6-7 • R-Freshman
Ellensburg, Wash. • Ellensburg HS

EAG NOTES:

- Has started all five games so far this season, averaging 19.0 points per game which is first on the team and second in the Big Sky... Has scored in double figures in all five contests, including 27 against Walla Walla and 23 at CSUN.
- Hit two free throws to send the game at CSUN to overtime.
- Set a new career-high of 27 points against Walla Walla in just 26 minutes of play, while leading the team in assists (6) and steals (3) which are also career-bests... He was 9-of-13 from the field and a perfect 8-of-8 from the free throw line with four rebounds.
- Ranks fifth in the Big Sky in field goal percentage, shooting 53.3 percent from the field... Has made at least 46 percent of his shots in four out of five games this season, including three of over 50% ... Is second on the team with 2.6 assists per game, dishing at least 4 assists in two games this year.

SEASON HIGHS:

POINTS: 27 vs. Walla Walla 11/15
FG: 9 vs. Walla Walla 11/15
FGA: 13, 3x, last: vs. Texas St. 11/21
3FG: 3 vs. Texas State 11/21
3FGA: 7 vs. Texas State 11/21
FT: 8 vs. Walla Walla 11/15
FTA: 8 vs. Walla Walla 11/15
REBOUNDS: 8 at CSUN 11/20
ASSISTS: 6 vs. Walla Walla 11/15
STEALS: 3, 2x, last: vs. Walla Walla 11/15
BLOCKS: 1 vs. Walla Walla 11/15
MINUTES: 42 at CSUN 11/20

GAME-BY-GAME STATISTICS:

Opponent	Date	GS	MIN	Total		3-Pointers		Free throws		Rebounds				PF	A	TO	BLK	STL	PTS	AVG	
				FG	FGA	PCT	3FG	3FGA	PCT	FT	FTA	PCT	OFF								DEF
at Nevada	11/09/2021	*	27:31	5-10	.500	2-4	.500	0-0	.000	1	1	2	2.0	3	4	2	0	0	12	12.0	
at UC Davis	11/12/2021	*	29:02	6-13	.462	2-4	.500	4-5	.800	1	4	5	3.5	4	0	2	0	3	18	15.0	
Walla Walla	11/15/2021	*	25:31	9-13	.692	1-3	.333	8-8	1.000	0	4	4	3.7	3	6	0	1	3	27	19.0	
at CSUN	11/19/2021	*	41:55	4-11	.364	2-6	.333	5-7	.714	1	7	8	4.8	3	1	2	0	0	15	18.0	
vs Texas St.	11/20/2021	*	33:56	8-13	.615	3-7	.429	4-5	.800	0	2	2	4.2	5	2	6	0	1	23	19.0	
Totals			5	157:54	32-60	.533	10-24	.417	21-25	.840	3	18	21	4.2	18	13	12	1	7	95	19.0

Player Averages

Games Played	Minutes/game	Points/game	FG Pct	3FG Pct	FT Pct	Rebounds/game	Assists/game	Turnovers/game	Assist/Turnover ratio	Steals/game	Blocks/game
5	31.6	19.0	53.3	41.7	84.0	4.2	2.6	2.4	1.1	1.4	0.2

CAREER HIGHS:

POINTS: 27 vs. Walla Walla 11/15/21
FG: 9 vs. Walla Walla 11/15/21
FGA: 13, 3x, last: vs. Texas St. 11/21/21
3FG: 3 vs. Texas State 11/21/21
3FGA: 7, 2x, last: vs. Texas State 11/21/21
FT: 8 vs. Walla Walla 11/15/21
FTA: 8 vs. Walla Walla 11/15/21
REBOUNDS: 8, 2x, last: at CSUN 11/20
ASSISTS: 6 vs. Walla Walla 11/15/21
STEALS: 3, 2x, last: vs. Walla Walla 11/15/21
BLOCKS: 1 vs. Walla Walla 11/15/21
MINUTES: 42 at CSUN 11/20/21

CAREER STATISTICS:

SEASON	TEAM	GP-GS	MIN/AVG	Field Goals		3-Point		F-Throws		Rebounds				Scoring						
				FG-FGA	FG%	3FG-3FGA	3FG%	FT-FTA	FT%	OFF	DEF	TOT	AVG	PF-FO	A	TO	BLK	STL	PTS	AVG
2020-21	EWU	17-0	163/9.6	22-52	.423	12-29	.414	5-6	.833	4	19	23	1.4	22-0	12	7	5	5	61	3.6
2021-22	EWU	5-5	158/31.6	32-60	.533	10-24	.417	21-25	.840	3	18	21	4.2	18-1	13	12	1	7	95	19.0
TOTAL		22-5	321/14.6	54-112	.482	22-53	.415	26-31	.839	7	37	44	2.0	40-1	25	19	6	12	156	7.1



#4 ISAIAH AMATO

Guard • 6-5 • Freshman

Portland, Ore. • Central Catholic HS

EAG NOTES:

• Has not played in 2021-22

•2020-21: Selected to the Winter Big Sky Conference All-Academic team. He played in 11 games off the bench in his debut season as an Eagle, averaging 4.4 minutes, 1.1 points, 0.7 rebounds and 0.3 assists. He had a season-high of four points against Sacramento State (2/1/21), with a high of three rebounds against Montana (3/12/21).

GAME-BY-GAME STATISTICS:

SEASON HIGHS:

POINTS: --

FG: --

FGA: --

3FG: --

3FGA: --

FT: --

FTA: --

REBOUNDS: --

ASSISTS: --

STEALS: --

BLOCKS: --

MINUTES: --

CAREER HIGHS:

POINTS: 4 vs Sacramento St. 02/01/21

FG: 2 vs Sacramento St. 02/01/21

FGA: 5 at Montana 02/20/21

3FG: --

3FGA: 2 at Montana 02/20/21

FT: 1, 2x, last: vs Montana 03/12/21

FTA: 4 at Northern Ariz. 12/19/20

REBOUNDS: 3 vs Montana 03/12/21

ASSISTS: 1, 3x, last: at Montana St. 02/13/21

STEALS: --

BLOCKS: --

MINUTES: 13 at Montana 2/20/21

CAREER STATISTICS:

				Field Goals		3-Point		F-Throws		Rebounds				Scoring						
SEASON	TEAM	GP-GS	MIN/AVG	FG-FGA	FG%	3FG-3FGA	3FG%	FT-FTA	FT%	OFF	DEF	TOT	AVG	PF-FO	A	TO	BLK	STL	PTS	AVG
2020-21	EWU	11-0	49/4.4	5-13	.385	0-4	.000	2-6	.333	0	8	8	0.7	8-0	3	3	0	0	12	1.1
TOTAL		11-0	49/4.4	5-13	.385	0-4	.000	2-6	.333	0	8	8	0.7	8-0	3	3	0	0	12	1.1



#5 CASSON ROUSE

Guard • 6-2 • Redshirt-Sophomore

Lacey, Wash. • Timberline HS

EAG NOTES:

- Started at UC Davis but only played for 43 seconds before leaving with an injury and did not return.
- Earned the start at Nevada and played for 18 minutes. Scored two points (1-4), dished three assists and collected two rebounds.
- So far in his career, he's played in 51 games (14 as a starter) and is averaging 5.0 points, 1.5 assists and 1.7 rebounds while sinking 46-of-135 3-point attempts (34.1 percent). He has a total of nine career games scoring in double figures (one with at least 20). He's led Eastern in single games in scoring (5 times), assists (9), steals (3) and rebounding (2).
- **2020-21:** Selected to the Winter Big Sky Conference All-Academic team. Rouse averaged 2.9 points and 1.1 assists in the 18 games he played, and made nine 3-pointers (in 38 attempts for 23.7 percent, 28.4 percent overall). Rouse made his season debut against Arizona (12/5/20) and finished with 13 points and four assists in the narrow three-point loss. He sank a trio of 3-pointers, including one in a 9-1 run as the Eagles took their biggest lead of the half at 56-48 with 8:42 remaining. He followed that with 10 points at Oregon (12/7/20). His best scoring game after that was nine versus Montana State (2/13/21) when he also had a pair of assists.

GAME-BY-GAME STATISTICS:

Opponent	Date	GS	MIN	Total		3-Pointers		Free throws		Rebounds				PF	A	TO	BLK	STL	PTS	AVG
				FG-FGA	PCT	3FG-3FGA	PCT	FT-FTA	PCT	OFF	DEF	TOT	AVG							
at Nevada	11/09/2021	*	18:29	1-4	.250	0-1	.000	0-0	.000	0	2	2	2.0	3	3	1	0	0	2	2.0
at UC Davis	11/12/2021	*	00:43	0-1	.000	0-0	.000	0-0	.000	0	0	0	1.0	1	0	0	0	0	1.0	1.0
Totals			2 19:12	1-5	.200	0-1	.000	0-0	.000	0	2	2	1.0	4	3	1	0	0	2	1.0

Player Averages

Games Played	Minutes/game	Points/game	FG Pct	3FG Pct	FT Pct	Rebounds/game	Assists/game	Turnovers/game	Assist/Turnover ratio	Steals/game	Blocks/game
2	9.6	1.0	20.0	0.0	0.0	1.0	1.5	0.5	3.0	0.0	0.0

SEASON HIGHS:

POINTS: 2 at Nevada 11/9

FG: 1 at Nevada 11/9

FGA: 4 at Nevada 11/9

3FG: --

3FGA: 1 at Nevada 11/9

FT: --

FTA: --

REBOUNDS: 2 at Nevada 11/9

ASSISTS: 3 at Nevada 11/9

STEALS: --

BLOCKS: --

MINUTES: 18 at Nevada 11/9

CAREER HIGHS:

POINTS: 21 vs Idaho St. 03/05/20

FG: 6 vs Idaho St. 03/05/20

FGA: 12 at Portland St. 02/15/20

3FG: 4 vs Portland Bible 11/05/19

3FGA: 8 at Washington 12/04/19

FT: 7 vs Idaho St. 03/05/20

FTA: 8 vs Idaho St. 03/05/20

REBOUNDS: 9 vs Multnomah 12/13/19

ASSISTS: 7 vs Weber St. 03/07/20

STEALS: 3 vs Portland Bible 11/05/19

BLOCKS: --

MINUTES: 37 at Arizona 12/05/20

CAREER STATISTICS:

SEASON	TEAM	GP-GS	MIN/AVG	Field Goals		3-Point		F-Throws		Rebounds				Scoring						
				FG-FGA	FG%	3FG-3FGA	3FG%	FT-FTA	FT%	OFF	DEF	TOT	AVG	PF-FO	A	TO	BLK	STL	PTS	AVG
2019-20	EWU	31-7	678/21.9	67-158	.424	37-96	.385	29-42	.690	3	59	62	2.0	45-0	54	26	0	20	200	6.5
2020-21	EWU	18-5	243/13.5	19-67	.284	9-38	.237	6-9	.667	2	17	19	1.1	8-0	19	19	0	3	53	2.9
2021-22	EWU	2-2	19/9.6	1-5	.200	0-1	.000	0-0	.000	0	2	2	1.0	4-0	3	1	0	0	2	1.0
TOTAL		51-14	940/18.4	87-230	.378	46-135	.341	35-51	.686	5	78	83	1.6	57-0	76	46	0	23	255	5.0



#10 ETHAN PRICE

Forward • 6-10 • Freshman

Bury St. Edmunds, England

Ipswich BB Academy-Copleston HS

EAG NOTES:

- Has started all five games so far this season, scoring in double figures in four... Set a new career-high 19 points against Walla Walla in 20 minutes of action where he made 8-of-9 from the field (88.9)...
- Had earned two consecutive double-doubles with 11 points and 12 rebounds at UC Davis and 19 points and 11 rebounds against Walla Walla.
- Ranks 20th in the Big Sky with 11.8 points per game... is 12th in rebounding with 5.8 per game... Tied for 15th in free throw percentage with 75.0. (15-20)... 6th in blocked shots per game, 1.2...
- Has blocked two shots in three out of five games this season.

SEASON HIGHS:

POINTS: 19 vs. Walla Walla 11/15

FG: 8 vs. Walla Walla 11/15

FGA: 12 at UC Davis 11/12

3FG: 2, 2x, last: at UC Davis 11/12

3FGA: 6 at Nevada 11/9

FT: 5 at UC Davis 11/12

FTA: 8 at UC Davis 11/12

REBOUNDS: 12 at UC Davis 11/12

ASSISTS: 6 at Nevada 11/9

STEALS: 1, 2x, last: at CSUN 11/20

BLOCKS: 2, 3x, last: at CSUN 11/20

MINUTES: 34 at Nevada 11/9

CAREER HIGHS:

POINTS: 19 vs. Walla Walla 11/15/21

FG: 8 vs. Walla Walla 11/15/21

FGA: 12 at UC Davis 11/12/21

3FG: 2, 2x, last: at UC Davis 11/12/21

3FGA: 6 at Nevada 11/9/21

FT: 5 at UC Davis 11/12/21

FTA: 8 at UC Davis 11/12/21

REBOUNDS: 12 at UC Davis 11/12/21

ASSISTS: 6 at Nevada 11/9/21

STEALS: 1, 2x, last: at CSUN 11/20/21

BLOCKS: 2, 3x, last: at CSUN 11/20/21

MINUTES: 34 at Nevada 11/9/21

GAME-BY-GAME STATISTICS:

Opponent	Date	GS	MIN	Total		3-Pointers		Free throws		Rebounds				PF	A	TO	BLK	STL	PTS	AVG
				FG-FGA	PCT	3FG-3FGA	PCT	FT-FTA	PCT	OFF	DEF	TOT	AVG							
at Nevada	11/09/2021	*	34:25	4-11	.364	2-6	.333	2-2	1.000	0	2	2	2.0	3	6	1	0	0	12	12.0
at UC Davis	11/12/2021	*	30:48	2-12	.167	2-5	.400	5-8	.625	5	7	12	7.0	3	0	2	2	0	11	11.5
Walla Walla	11/15/2021	*	20:32	8-9	.889	0-1	.000	3-3	1.000	5	6	11	8.3	1	4	3	2	1	19	14.0
at CSUN	11/19/2021	*	29:35	2-8	.250	1-3	.333	2-2	1.000	3	0	3	7.0	4	2	0	2	1	7	12.3
vs Texas St.	11/20/2021	*	23:28	3-4	.750	1-1	1.000	3-5	.600	0	1	1	5.8	3	0	1	0	0	10	11.8
Totals			5 138:48	19-44	.432	6-16	.375	15-20	.750	13	16	29	5.8	14	12	7	6	2	59	11.8

Player Averages

Games Played	Minutes/game	Points/game	FG Pct	3FG Pct	FT Pct	Rebounds/game	Assists/game	Turnovers/game	Assist/Turnover ratio	Steals/game	Blocks/game
5	27.8	11.8	43.2	37.5	75.0	5.8	2.4	1.4	1.7	0.4	1.2

CAREER STATISTICS:

SEASON	TEAM	GP-GS	MIN/AVG	Field Goals		3-Point		F-Throws		Rebounds				Scoring						
				FG-FGA	FG%	3FG-3FGA	3FG%	FT-FTA	FT%	OFF	DEF	TOT	AVG	PF-FO	A	TO	BLK	STL	PTS	AVG
2021-22	EWU	5-5	139/27.8	19-44	.432	6-16	.375	15-20	.750	13	16	29	5.8	14-0	12	7	6	2	59	11.8
TOTAL		5-5	139/27.8	19-44	.432	6-16	.375	15-20	.750	13	16	29	5.8	14-0	12	7	6	2	59	11.8

#11 RYLAN BERGERSEN

Guard • 6-6 • Senior

Boise, Idaho • Borah HS • BYU • Central Arkansas

EAG NOTES:

- Leads the Big Sky with 4.8 assists per game... Has at least two assists in every game including three with six-or-more.
- Earned his first start as an Eagle against Walla Walla and has started both games since.
- Has scored in double figures in three games... Has one double-double against UC Davis with 13 points and 10 rebounds...



GAME-BY-GAME STATISTICS:

Opponent	Date	GS	MIN	Total		3-Pointers		Free throws		Rebounds				PF	A	TO	BLK	STL	PTS	AVG
				FG-FGA	PCT	3FG-3FGA	PCT	FT-FTA	PCT	OFF	DEF	TOT	AVG							
at Nevada	11/09/2021		22:40	5-9	.556	1-2	.500	1-1	1.000	0	2	2	2.0	5	2	4	1	1	12	12.0
at UC Davis	11/12/2021		34:45	3-10	.300	0-4	.000	7-9	.778	3	7	10	6.0	2	7	3	1	1	13	12.5
Walla Walla	11/15/2021	*	18:30	2-3	.667	1-1	1.000	0-0	.000	1	1	2	4.7	2	3	1	0	1	5	10.0
at CSUN	11/19/2021	*	35:40	3-5	.600	1-2	.500	1-4	.250	1	5	6	5.0	1	6	2	1	1	8	9.5
vs Texas St.	11/20/2021	*	37:24	3-6	.500	1-3	.333	8-9	.889	0	6	6	5.2	4	6	1	0	3	15	10.6
Totals		3	148:59	16-33	.485	4-12	.333	17-23	.739	5	21	26	5.2	14	24	11	3	7	53	10.6

Player Averages

Games Played	Minutes/game	Points/game	FG Pct	3FG Pct	FT Pct	Rebounds/game	Assists/game	Turnovers/game	Assist/Turnover ratio	Steals/game	Blocks/game
5	29.8	10.6	48.5	33.3	73.9	5.2	4.8	2.2	2.2	1.4	0.6

SEASON HIGHS:

POINTS: 15 vs. Texas State 11/21

FG: 5 at Nevada 11/9

FGA: 10 at UC Davis 11/12

3FG: 1, 4x, last: vs. Texas State 11/21

3FGA: 4 at UC Davis 11/12

FT: 8 vs. Texas State 11/21

FTA: 9, 2x, last: vs. Texas State 11/21

REBOUNDS: 10 at UC Davis 11/12

ASSISTS: 7 at UC Davis 11/12

STEALS: 3 vs. Texas State 11/21

BLOCKS: 1, 3x, last: vs. Texas State 11/21

MINUTES: 37 vs. Texas State 11/21

CAREER HIGHS at EWU:

POINTS: 15 vs. Texas State 11/21/21

FG: 5 at Nevada 11/9/21

FGA: 10 at UC Davis 11/12/21

3FG: 1, 4x, last: vs. Texas State 11/21/21

3FGA: 4 at UC Davis 11/12/21

FT: 8 vs. Texas State 11/21/21

FTA: 9, 2x, last: vs. Texas State 11/21/21

REBOUNDS: 10 at UC Davis 11/12/21

ASSISTS: 7 at UC Davis 11/12/21

STEALS: 3 vs. Texas State 11/21/21

BLOCKS: 1, 3x, last: vs. Texas State 11/21/21

MINUTES: 37 vs. Texas State 11/21/21

CAREER STATISTICS:

SEASON	TEAM	GP-GS	MIN/AVG	Field Goals		3-Point		F-Throws		Rebounds				Scoring						
				FG-FGA	FG%	3FG-3FGA	3FG%	FT-FTA	FT%	OFF	DEF	TOT	AVG	PF-FO	A	TO	BLK	STL	PTS	AVG
2017-18	BYU	24-0	88/3.7	10-19	.526	4-10	.400	7-8	.875	0	9	9	0.4	12-0	4	3	1	2	31	1.3
2018-19	BYU	26-0	203/7.8	20-50	.400	8-27	.296	17-29	.586	1	25	26	1.0	18-0	12	9	4	4	65	2.5
2019-20	UCA	31-31	1043/33.6	157-371	.423	43-157	.274	132-192	.688	43	96	139	4.5	90-2	87	84	15	20	489	15.8
2020-21	UCA	23-23	793/34.5	127-291	.436	38-112	.339	96-140	.686	15	76	91	4.0	51-0	111	64	9	29	388	16.9
2021-22	EWU	5-3	149/29.8	16-33	.485	4-12	.333	17-23	.739	5	21	26	5.2	14-1	24	11	3	7	53	10.6
TOTAL FOR EWU		5-3	149/29.8	16-33	.485	4-12	.333	17-23	.739	5	21	26	5.2	14-1	24	11	3	7	53	10.6
TOTAL		109-57	2275/20.9	330-764	.432	97-318	.305	269-392	.686	64	227	291	2.7	185-3	238	171	32	62	1026	9.4



13 ANGELO ALLEGRI

Forward • 6-7 • Senior

Kansas City, Mo. • St. Thomas Aquinas HS

UNC Greensboro

EAG NOTES:

- Is second on the team with nine three-pointers....Has made at least one in every game...
- Is third on the team with 6.6 rebounds per game... Has at least six in three out of five contests...
- Earned the start at Nevada for his first career game at Eastern Washington. Scored 13 points (5-12) and was 3-of-7 from three-point range. Added seven rebounds, a steal and two assists in 34 minutes of action.

SEASON HIGHS:

POINTS: 13 at Nevada 11/9

FG: 5 at Nevada 11/9

FGA: 14 vs. Texas State 11/21

3FG: 3 at Nevada 11/9

3FGA: 7 at Nevada 11/9

FT: 1 at CSUN 11/20

FTA: 2 at CSUN 11/20

REBOUNDS: 10 at CSUN 11/20

ASSISTS: 3 vs. Texas State 11/21

STEALS: 2 vs. Walla Walla 11/15

BLOCKS: --

MINUTES: 43 at CSUN 11/20

GAME-BY-GAME STATISTICS:

Opponent	Date	GS	MIN	Total		3-Pointers		Free throws		Rebounds				PF	A	TO	BLK	STL	PTS	AVG
				FG-FGA	PCT	3FG-3FGA	PCT	FT-FTA	PCT	OFF	DEF	TOT	AVG							
at Nevada	11/09/2021	*	33:51	5-12	.417	3-7	.429	0-0	.000	1	6	7	7.0	2	2	3	0	1	13	13.0
at UC Davis	11/12/2021	*	27:18	2-8	.250	1-4	.250	0-0	.000	2	2	4	5.5	4	1	1	0	0	5	9.0
Walla Walla	11/15/2021	*	20:40	3-8	.375	2-6	.333	0-1	.000	2	5	7	6.0	0	2	2	0	2	8	8.7
at CSUN	11/19/2021	*	43:21	3-12	.250	1-6	.167	1-2	.500	2	8	10	7.0	1	2	4	0	0	8	8.5
vs Texas St.	11/20/2021	*	35:49	4-14	.286	2-6	.333	0-0	.000	1	4	5	6.6	1	3	3	0	1	10	8.8
Totals			5 160:59	17-54	.315	9-29	.310	1-3	.333	8	25	33	6.6	8	10	13	0	4	44	8.8

Player Averages

Games Played	Minutes/game	Points/game	FG Pct	3FG Pct	FT Pct	Rebounds/game	Assists/game	Turnovers/game	Assist/Turnover ratio	Steals/game	Blocks/game
5	32.2	8.8	31.5	31.0	33.3	6.6	2.0	2.6	0.8	0.8	0.0

CAREER HIGHS at EWU:

POINTS: 13 at Nevada 11/9/21

FG: 5 at Nevada 11/9/21

FGA: 14 vs. Texas State 11/21/21

3FG: 3 at Nevada 11/9/21

3FGA: 7 at Nevada 11/9/21

FT: 1 at CSUN 11/20/21

FTA: 2 at CSUN 11/20/21

REBOUNDS: 10 at CSUN 11/20/21

ASSISTS: 3 vs. Texas State 11/21/21

STEALS: 2 vs. Walla Walla 11/15

BLOCKS: --

MINUTES: 43 at CSUN 11/20/21

CAREER STATISTICS:

SEASON	TEAM	GP-GS	MIN/AVG	Field Goals		3-Point		F-Throws		Rebounds				Scoring						
				FG-FGA	FG%	3FG-3FGA	3FG%	FT-FTA	FT%	OFF	DEF	TOT	AVG	PF-FO	A	TO	BLK	STL	PTS	AVG
2018-19	UNCG	35-0	369/10.5	42-98	.429	21-67	.313	6-13	.462	24	31	55	1.6	50-0	10	14	2	12	111	3.2
2019-20	UNCG	32-12	650/20.3	85-213	.399	49-138	.355	24-34	.706	35	46	81	2.5	67-1	26	36	6	14	243	7.6
2020-21	UNCG	30-26	724/24.1	83-228	.364	48-148	.324	20-29	.690	35	86	121	4.0	57-1	15	24	1	18	234	7.8
2021-22	EWU	5-5	161/32.2	17-54	.315	9-29	.310	1-3	.333	8	25	33	6.6	8-0	10	13	0	4	44	8.8
TOTAL FOR EWU		5-5	161/32.2	17-54	.315	9-29	.310	1-3	.333	8	25	33	6.6	8-0	10	13	0	4	44	8.8
TOTAL		102-43	1905/18.7	227-593	.383	127-382	.332	51-79	.646	102	188	290	2.8	182-2	61	87	9	48	632	6.2



#15 YOUSEF ELKUGIA

Forward • 6-7 • Freshman
Seattle, Wash. • Eastlake HS

EAG NOTES:

- Had a career-day against Walla Walla... Scored a career-high 8 points in 15 minutes off the bench... Was 3-of-4 from the field and 2-of-3 from three-point range... Grabbed two rebounds and totaled an assist, a steal and a block.
- Made his Eagle debut on Nov. 12 at UC Davis. Appeared in seven minutes off of the bench.
- Graduated from Eastlake HS in 2021. Earned multiple All-4A KingCo League honors, including first team honors in 2017-18 when he averaged 22 points. He earned second team accolades as a sophomore. He was coached in high school by Tayon Ary-Turner.

GAME-BY-GAME STATISTICS:

Opponent	Date	GS	MIN	Total		3-Pointers		Free throws		Rebounds			PF	A	TO	BLK	STL	PTS	AVG	
				FG-FGA	PCT	3FG-3FGA	PCT	FT-FTA	PCT	OFF	DEF	TOT								AVG
at UC Davis	11/12/2021		07:37	0-1	.000	0-1	.000	0-0	.000	0	0	0	0.0	2	0	0	0	0	0	
Walla Walla	11/15/2021		15:57	3-4	.750	2-3	.667	0-0	.000	0	2	2	1.0	3	1	3	1	1	8	4.0
Totals		0	23:34	3-5	.600	2-4	.500	0-0	.000	0	2	2	1.0	5	1	3	1	1	8	4.0

Player Averages

Games Played	Minutes/game	Points/game	FG Pct	3FG Pct	FT Pct	Rebounds/game	Assists/game	Turnovers/game	Assist/Turnover ratio	Steals/game	Blocks/game
2	11.8	4.0	60.0	50.0	0.0	1.0	0.5	1.5	0.3	0.5	0.5

SEASON HIGHS:

POINTS: 8 vs. Walla Walla 11/15

FG: 3 vs. Walla Walla 11/15

FGA: 4 vs. Walla Walla 11/15

3FG: 2 vs. Walla Walla 11/15

3FGA: 3 vs. Walla Walla 11/15

FT: --

FTA: --

REBOUNDS: 2 vs. Walla Walla 11/15

ASSISTS: 1 vs. Walla Walla 11/15

STEALS: 1 vs. Walla Walla 11/15

BLOCKS: 1 vs. Walla Walla 11/15

MINUTES: 16 vs. Walla Walla 11/15

CAREER HIGHS:

POINTS: 8 vs. Walla Walla 11/15/21

FG: 3 vs. Walla Walla 11/15/21

FGA: 4 vs. Walla Walla 11/15/21

3FG: 2 vs. Walla Walla 11/15/21

3FGA: 3 vs. Walla Walla 11/15/21

FT: --

FTA: --

REBOUNDS: 2 vs. Walla Walla 11/15/21

ASSISTS: 1 vs. Walla Walla 11/15/21

STEALS: 1 vs. Walla Walla 11/15/21

BLOCKS: 1 vs. Walla Walla 11/15/21

MINUTES: 16 vs. Walla Walla 11/15/21

CAREER STATISTICS:

SEASON	TEAM	GP-GS	MIN/AVG	Field Goals		3-Point		F-Throws		Rebounds				Scoring						
				FG-FGA	FG%	3FG-3FGA	3FG%	FT-FTA	FT%	OFF	DEF	TOT	AVG	PF-FO	A	TO	BLK	STL	PTS	AVG
2021-22	EWU	2-0	24/11.8	3-5	.600	2-4	.500	0-0	.000	0	2	2	1.0	5-0	1	3	1	1	8	4.0
TOTAL		2-0	24/11.8	3-5	.600	2-4	.500	0-0	.000	0	2	2	1.0	5-0	1	3	1	1	8	4.0



#20 LINTON ACLIESE III

Forward • 6-6 • R-Junior

Richmond, Calif. • Manvel HS • Cabrillo College
San Francisco State

EAG NOTES:

- Is fourth the Big Sky in points per game with 18.2... Has at least 20 points in four games with 19 in the other...
- Has earned double-doubles in three games so far this year with 19pts, 12 rebs at Nevada, 22pts, 11 rebs at UC Davis and 10 points and 10 rebounds against Texas State.
- Leads the team with 8.9 rebounds per game... Is shooting 44.6 percent from the field.
- Earned the start in his first career game at Eastern Washington and had a double-double of 19 points and 12 rebounds to lead the team... He was 8-of-16 from the field with an assist in 34 minutes of action.

GAME-BY-GAME STATISTICS:

Opponent	Date	GS	MIN	Total		3-Pointers		Free throws		Rebounds				PF	A	TO	BLK	STL	PTS	AVG
				FG-FGA	PCT	3FG-3FGA	PCT	FT-FTA	PCT	OFF	DEF	TOT	AVG							
at Nevada	11/09/2021	*	33:42	8-16	.500	0-3	.000	3-5	.600	3	9	12	12.0	0	1	1	0	0	19	19.0
at UC Davis	11/12/2021	*	34:55	5-15	.333	3-5	.600	9-12	.750	4	7	11	11.5	3	0	4	0	1	22	20.5
Walla Walla	11/15/2021	*	20:18	7-11	.636	0-3	.000	6-7	.857	3	3	6	9.7	1	1	2	0	0	20	20.3
at CSUN	11/19/2021	*	41:50	6-12	.500	4-7	.571	4-4	1.000	1	4	5	8.5	2	2	1	2	0	20	20.3
vs Texas St.	11/20/2021	*	34:03	3-11	.273	1-4	.250	3-4	.750	5	5	10	8.8	4	2	2	1	0	10	18.2
Totals		5	164:48	29-65	.446	8-22	.364	25-32	.781	16	28	44	8.8	10	6	10	3	1	91	18.2

Player Averages

Games Played	Minutes/game	Points/game	FG Pct	3FG Pct	FT Pct	Rebounds/game	Assists/game	Turnovers/game	Assist/Turnover ratio	Steals/game	Blocks/game
5	33.0	18.2	44.6	36.4	78.1	8.8	1.2	2.0	0.6	0.2	0.6

SEASON HIGHS:

POINTS: 22 at UC Davis 11/12

FG: 8 at Nevada 11/9

FGA: 16 at Nevada 11/9

3FG: 4 at CSUN 11/20

3FGA: 7 at CSUN 11/20

FT: 9 at UC Davis 11/12

FTA: 12 at UC Davis 11/12

REBOUNDS: 12 at Nevada 11/9

ASSISTS: 2, 2x, last: vs. Texas State 11/21

STEALS: 1 at UC Davis 11/12

BLOCKS: 2 at CSUN 11/20

MINUTES: 42 at CSUN 11/20

CAREER HIGHS at EWU:

POINTS: 22 at UC Davis 11/12/21

FG: 8 at Nevada 11/9/21

FGA: 16 at Nevada 11/9/21

3FG: 4 at CSUN 11/20/21

3FGA: 7 at CSUN 11/20/21

FT: 9 at UC Davis 11/12/21

FTA: 12 at UC Davis 11/12/21

REBOUNDS: 12 at Nevada 11/9/21

ASSISTS: 2, 2x, last: vs. Texas State 11/21/21

STEALS: 1 at UC Davis 11/12/21

BLOCKS: 2 at CSUN 11/20/21

MINUTES: 42 at CSUN 11/20/21

CAREER STATISTICS:

SEASON	TEAM	GP-GS	MIN/AVG	Field Goals		3-Point		F-Throws		Rebounds				Scoring						
				FG-FGA	FG%	3FG-3FGA	3FG%	FT-FTA	FT%	OFF	DEF	TOT	AVG	PF-FO	A	TO	BLK	STL	PTS	AVG
2019-20	SFSU	29-28	778/26.8	195-408	.478	33-106	.311	85-105	.810	77	145	222	7.7	76-2	30	56	13	31	508	17.5
2021-22	EWU	5-5	165/33.0	29-65	.446	8-22	.364	25-32	.781	16	28	44	8.8	10-0	6	10	3	1	91	18.2
TOTAL FOR EWU		5-5	165/33.0	29-65	.446	8-22	.364	25-32	.781	16	28	44	8.8	10-0	6	10	3	1	91	18.2
TOTAL		34-33	943/27.7	224-473	.474	41-128	.320	110-137	.803	93	173	266	7.8	86-2	36	66	16	32	599	17.6



#21 VICTOR RADOČAJ

Forward • 6-9 • Freshman

Richmond, B.C. • Rise Centre Academy

EAGLE NOTES:

- Made his season debut against Walla Walla where he played in a career-high nine minutes off of the bench... Scored two points and grabbed two rebounds.
- 2020-21: Selected to the Winter Big Sky Conference All-Academic team. He played in 11 games off the bench in his debut season as an Eagle, averaging 2.8 minutes, 1.0 points and 0.7 rebounds. He had a season-high of four points against Montana (2/20/21), and a high of two rebounds versus Idaho (2/4/21).

GAME-BY-GAME STATISTICS:

Opponent	Date	GS	MIN	Total		3-Pointers		Free throws		Rebounds				PF	A	TO	BLK	STL	PTS	AVG
				FG	FGA	PCT	3FG	3FGA	PCT	FT	FTA	PCT	OFF							
Walla Walla	11/15/2021		08:54	1-3	.333	0-1	.000	0-0	.000	0	2	2	2.0	1	0	0	0	0	2	2.0
Totals		0	08:54	1-3	.333	0-1	.000	0-0	.000	0	2	2	2.0	1	0	0	0	0	2	2.0

Player Averages

Games Played	Minutes/game	Points/game	FG Pct	3FG Pct	FT Pct	Rebounds/game	Assists/game	Turnovers/game	Assist/Turnover ratio	Steals/game	Blocks/game
1	8.9	2.0	33.3	0.0	0.0	2.0	0.0	0.0	0.0	0.0	0.0

SEASON HIGHS:

POINTS: 2 vs. Walla Walla 11/15

FG: 1 vs. Walla Walla 11/15

FGA: 3 vs. Walla Walla 11/15

3FG: --

3FGA: 1 vs. Walla Walla 11/15

FT: --

FTA: --

REBOUNDS: 2 vs. Walla Walla 11/15

ASSISTS: --

STEALS: --

BLOCKS: --

MINUTES: 9 vs. Walla Walla 11/15

CAREER HIGHS:

POINTS: 4 at Montana 02/20/21

FG: 1, 4x, last: vs. Walla Walla 11/15/21

FGA: 3 vs. Walla Walla 11/15/21

3FG: --

3FGA: 1 vs. Walla Walla 11/15

FT: 3 vs Idaho 02/06/21

FTA: 4 vs Idaho 02/06/21

REBOUNDS: 2, 2x, last: vs. Walla Walla 11/15/21

ASSISTS: 1 vs Sacramento St. 02/01/21

STEALS: --

BLOCKS: --

MINUTES: 9 vs. Walla Walla 11/15/21

CAREER STATISTICS:

SEASON	TEAM	GP-GS	MIN/AVG	Field Goals		3-Point		F-Throws		Rebounds				Scoring								
				FG	FGA	FG%	3FG	3FGA	3FG%	FT	FTA	FT%	OFF	DEF	TOT	AVG	PF	FO	A	TO	BLK	STL
2020-21	EWU	11-0	31/2.8	3-5	.600	0-0	.000	5-6	.833	2	6	8	0.7	6-0	1	2	0	0	0	0	11	1.0
2021-22	EWU	1-0	9/8.9	1-3	.333	0-1	.000	0-0	.000	0	2	2	2.0	1-0	0	0	0	0	0	0	2	2.0
TOTAL		12-0	40/3.3	4-8	.500	0-1	.000	5-6	.833	2	8	10	0.8	7-0	1	2	0	0	0	0	13	1.1



#23 MICHAEL FOLARIN

Center • 6-11 • Freshman

London, England • Bella Vista Prep (Ariz.)

EAG NOTES:

• Made his Eagle debut against Walla Walla... Appeared in 14 minutes off the bench and scored 7 points on 2-of-5 from the field and 3-of-9 from the free throw line... Added two rebounds and two assists.

SEASON HIGHS:

POINTS: 7 vs. Walla Walla 11/15

FG: 2 vs. Walla Walla 11/15

FGA: 5 vs. Walla Walla 11/15

3FG: --

3FGA: --

FT: 3 vs. Walla Walla 11/15

FTA: 9 vs. Walla Walla 11/15

REBOUNDS: 2 vs. Walla Walla 11/15

ASSISTS: 2 vs. Walla Walla 11/15

STEALS: --

BLOCKS: --

MINUTES: 14 vs. Walla Walla 11/15

CAREER HIGHS:

POINTS: 7 vs. Walla Walla 11/15/21

FG: 2 vs. Walla Walla 11/15/21

FGA: 5 vs. Walla Walla 11/15/21

3FG: --

3FGA: --

FT: 3 vs. Walla Walla 11/15/21

FTA: 9 vs. Walla Walla 11/15/21

REBOUNDS: 2 vs. Walla Walla 11/15/21

ASSISTS: 2 vs. Walla Walla 11/15/21

STEALS: --

BLOCKS: --

MINUTES: 14 vs. Walla Walla 11/15/21

GAME-BY-GAME STATISTICS:

Opponent	Date	GS	MIN	Total		3-Pointers		Free throws		Rebounds				PF	A	TO	BLK	STL	PTS	AVG
				FG-FGA	PCT	3FG-3FGA	PCT	FT-FTA	PCT	OFF	DEF	TOT	AVG							
Walla Walla	11/15/2021		13:40	2-5	.400	0-0	.000	3-9	.333	0	2	2	2.0	4	2	1	0	0	7	7.0
vs Texas St.	11/20/2021		00:43	0-0	.000	0-0	.000	0-0	.000	0	0	0	1.0	0	0	0	0	0	3.5	3.5
Totals		0	14:23	2-5	.400	0-0	.000	3-9	.333	0	2	2	1.0	4	2	1	0	0	7	3.5

Player Averages

Games Played	Minutes/game	Points/game	FG Pct	3FG Pct	FT Pct	Rebounds/game	Assists/game	Turnovers/game	Assist/Turnover ratio	Steals/game	Blocks/game
2	7.2	3.5	40.0	0.0	33.3	1.0	1.0	0.5	2.0	0.0	0.0

CAREER STATISTICS:

				Field Goals		3-Point		F-Throws		Rebounds				Scoring						
SEASON	TEAM	GP-GS	MIN/AVG	FG-FGA	FG%	3FG-3FGA	3FG%	FT-FTA	FT%	OFF	DEF	TOT	AVG	PF-FO	A	TO	BLK	STL	PTS	AVG
2021-22	EWU	2-0	14/7.2	2-5	.400	0-0	.000	3-9	.333	0	2	2	1.0	4-0	2	1	0	0	7	3.5
TOTAL		2-0	14/7.2	2-5	.400	0-0	.000	3-9	.333	0	2	2	1.0	4-0	2	1	0	0	7	3.5

#24 MASON LANDDECK

Guard • 6-2 • Freshman

Zillah, Wash. • Desert Hills HS (Utah)

EAG NOTES:

- Scored in double figures for the first time against Walla Walla, scoring 10 points in 19 minutes of action off of the bench... Led the team with three steals and grabbed three boards.
- Made his debut as an Eagle on Nov. 12, 2021. Played in 16 minutes off of the bench, going 0-2 from the field but grabbed two rebounds and dished an assist.



SEASON HIGHS:

POINTS: 10 vs. Walla Walla 11/15
FG: 4 vs. Walla Walla 11/15
FGA: 11 vs. Walla Walla 11/15
3FG: 1, 3x, last: vs. Texas State 11/21
3FGA: 6 vs. Walla Walla 11/15
FT: 1, 2x, last: vs. Texas State 11/21
FTA: 2 vs. Walla Walla 11/15
REBOUNDS: 3 at CSUN 11/21
ASSISTS: 3 vs. Walla Walla 11/15
STEALS: 3 vs. Walla Walla 11/15
BLOCKS: --
MINUTES: 16 at UC Davis 11/12

GAME-BY-GAME STATISTICS:

Opponent	Date	GS	MIN	Total		3-Pointers		Free throws		Rebounds				PF	A	TO	BLK	STL	PTS	AVG
				FG-FGA	PCT	3FG-3FGA	PCT	FT-FTA	PCT	OFF	DEF	TOT	AVG							
at UC Davis	11/12/2021		15:58	0-3	.000	0-2	.000	0-0	.000	0	2	2	2.0	1	1	3	0	0	0	0.0
Walla Walla	11/15/2021		18:41	4-11	.364	1-6	.167	1-2	.500	0	1	1	1.5	3	3	2	0	3	10	5.0
at CSUN	11/19/2021		11:45	1-3	.333	1-2	.500	0-0	.000	1	2	3	2.0	2	1	2	0	1	3	4.3
vs Texas St.	11/20/2021		13:07	1-1	1.000	1-1	1.000	1-1	1.000	0	1	1	1.8	5	1	3	0	1	4	4.3
Totals		0	59:31	6-18	.333	3-11	.273	2-3	.667	1	6	7	1.8	11	6	10	0	5	17	4.3

Player Averages

Games Played	Minutes/game	Points/game	FG Pct	3FG Pct	FT Pct	Rebounds/game	Assists/game	Turnovers/game	Assist/Turnover ratio	Steals/game	Blocks/game
4	14.9	4.3	33.3	27.3	66.7	1.8	1.5	2.5	0.6	1.3	0.0

CAREER HIGHS:

POINTS: 10 vs. Walla Walla 11/15/21
FG: 4 vs. Walla Walla 11/15/21
FGA: 11 vs. Walla Walla 11/15/21
3FG: 1, 3x, last: vs. Texas State 11/21/21
3FGA: 6 vs. Walla Walla 11/15/21
FT: 1, 2x, last: vs. Texas State 11/21/21
FTA: 2 vs. Walla Walla 11/15/21
REBOUNDS: 3 at CSUN 11/21/21
ASSISTS: 3 vs. Walla Walla 11/15/21
STEALS: 3 vs. Walla Walla 11/15/21
BLOCKS: --
MINUTES: 16 at UC Davis 11/12/21

CAREER STATISTICS:

SEASON	TEAM	GP-GS	MIN/AVG	Field Goals		3-Point		F-Throws		Rebounds				Scoring						
				FG-FGA	FG%	3FG-3FGA	3FG%	FT-FTA	FT%	OFF	DEF	TOT	AVG	PF-FO	A	TO	BLK	STL	PTS	AVG
2021-22	EWU	4-0	60/14.9	6-18	.333	3-11	.273	2-3	.667	1	6	7	1.8	11-1	6	10	0	5	17	4.3
TOTAL		4-0	60/14.9	6-18	.333	3-11	.273	2-3	.667	1	6	7	1.8	11-1	6	10	0	5	17	4.3

#25 IMHOTEP GEORGE

Forward • 6-8 • R-Junior

Laurel, Md. • Meade HS • Allegany College
Tallahassee CC



EAG NOTES:

- Grabbed a career-high eight rebounds against Walla Walla and was 3-of-4 from the free throw line to add five points.
- Played in 15 minutes of EWU's game at UC Davis, scoring a new career-high of seven points after going 3-3 from field goal range. Grabbed three rebounds and dished an assist.
- Saw 12 minutes of action off of the bench in EWU's opener at Nevada. Scored four points, and was 1-2 from the field, three-point range and the charity stripe. Added two rebounds and an assist.

SEASON HIGHS:

POINTS: 7 at UC Davis 11/12

FG: 3 at UC Davis 11/12

FGA: 6 at CSUN 11/20

3FG: 2 at CSUN 11/20

3FGA: 5 at CSUN 11/20

FT: 3 vs. Walla Walla 11/15

FTA: 4 vs. Walla Walla 11/15

REBOUNDS: 8 vs. Walla Walla 11/15

ASSISTS: 1, 3x, last: at CSUN 11/20

STEALS: 1 vs. Walla Walla 11/15

BLOCKS: 1, 2x, last: at CSUN 11/20

MINUTES: 17 vs. Texas State 11/21

CAREER HIGHS at EWU:

POINTS: 7 at UC Davis 11/12/21

FG: 3 at UC Davis 11/12/21

FGA: 6 at CSUN 11/20/21

3FG: 2 at CSUN 11/20/21

3FGA: 5 at CSUN 11/20/21

FT: 3 vs. Walla Walla 11/15/21

FTA: 4 vs. Walla Walla 11/15/21

REBOUNDS: 8 vs. Walla Walla 11/15/21

ASSISTS: 1, 3x, last: at CSUN 11/20/21

STEALS: 1 vs. Walla Walla 11/15/21

BLOCKS: 1, 2x, last: at CSUN 11/20/21

MINUTES: 17 vs. Texas State 11/21/21

GAME-BY-GAME STATISTICS:

Opponent	Date	GS	MIN	Total		3-Pointers		Free throws		Rebounds				PF	A	TO	BLK	STL	PTS	AVG
				FG-FGA	PCT	3FG-3FGA	PCT	FT-FTA	PCT	OFF	DEF	TOT	AVG							
at Nevada	11/09/2021		12:13	1-2	.500	1-2	.500	1-2	.500	1	1	2	2.0	1	1	0	0	0	4	4.0
at UC Davis	11/12/2021		14:36	3-3	1.000	0-0	.000	1-2	.500	2	1	3	2.5	2	1	0	0	0	7	5.5
Walla Walla	11/15/2021		19:43	1-4	.250	0-2	.000	3-4	.750	1	7	8	4.3	2	0	2	1	1	5	5.3
at CSUN	11/19/2021		13:59	2-6	.333	2-5	.400	0-0	.000	1	3	4	4.3	2	1	0	1	0	6	5.5
vs Texas St.	11/20/2021		16:57	1-4	.250	0-2	.000	0-0	.000	3	2	5	4.4	4	0	3	0	0	2	4.8
Totals		0	77:28	8-19	.421	3-11	.273	5-8	.625	8	14	22	4.4	11	3	7	2	1	24	4.8

Player Averages

Games Played	Minutes/ game	Points/ game	FG Pct	3FG Pct	FT Pct	Rebounds/ game	Assists/ game	Turnovers/ game	Assist/Turnover ratio	Steals/ game	Blocks/ game
5	15.5	4.8	42.1	27.3	62.5	4.4	0.6	1.4	0.4	0.2	0.4

CAREER STATISTICS:

SEASON	TEAM	GP-GS	MIN/AVG	Field Goals		3-Point		F-Throws		Rebounds				Scoring						
				FG-FGA	FG%	3FG-3FGA	3FG%	FT-FTA	FT%	OFF	DEF	TOT	AVG	PF	FO	A	TO	BLK	STL	PTS
2021-22	EWU	5-0	77/15.5	8-19	.421	3-11	.273	5-8	.625	8	14	22	4.4	11-0	3	7	2	1	24	4.8
TOTAL		5-0	77/15.5	8-19	.421	3-11	.273	5-8	.625	8	14	22	4.4	11-0	3	7	2	1	24	4.8



#31 CASEY JONES

Forward • 6-6 • Freshman

Sammamish, Wash. • Wasatch Academy (Utah)

EAG NOTES:

Wasatch Academy: Graduated from Wasatch Academy in Mount Pleasant, Utah, in 2021. Helped lead his team to an 18-7 record in the 2020-21 season while playing other basketball academies nationwide. Wasatch was one of 10 teams who competed in the GEICO Nationals in Fort Myers, Fla., to determine the national high school champion, and the Tigers lost as the No. 10 seed to No. 2 Compass Prep from Chandler, Ariz., in the quarterfinals. Jones averaged 5.4 points and 2.4 rebounds per game as a senior. He scored in double figures three times with a high of 16, and his top rebounding performance was eight on two occasions. He also had 15 blocked shots with a high of three. He made 59 percent of his shots overall from the field (40-of-68), including single game performances of 5-of-5, 6-of-6 and 4-of-4 during a stretch in which he sank 21-straight shots. He sank 68 percent of his two-point attempts.

Eastlake HS: Jones previously played for Eastlake High School in Sammamish, Wash. As a sophomore in the 2018-19 season, he averaged 20.4 points, 10.4 rebounds, 1.8 assists, 1.5 blocked shots and 1.1 steals per game as the Wolves finished 7-15 overall and 4-8 in the 4A KingCo League. He led the league in both scoring and rebounding and earned first team All-KingCo honors. He scored at least 20 on 14 occasions, with a high of 28 once and 27 twice. He was a 50 percent shooter from inside the 3-point arc (112-of-222) and sank 28 percent from the 3-point stripe (32-of-114) and 75 percent from the free throw line (129-of-172). He had 12 double figure rebounding performances with a high of 19 and two performances with 18. He also had single game bests in blocks (4), assists (4) and steals (3). As a freshman in 2017-18, he averaged 6.7 points and 5.0 rebounds for an Eastlake team that finished 12-12 overall and 8-8 in the KingCo.

GAME-BY-GAME STATISTICS:

SEASON HIGHS:

POINTS: --

FG: --

FGA: --

3FG: --

3FGA: --

FT: --

FTA: --

REBOUNDS: --

ASSISTS: --

STEALS: --

BLOCKS: --

MINUTES: --

CAREER HIGHS:

POINTS: --

FG: --

FGA: --

3FG: --

3FGA: --

FT: --

FTA: --

REBOUNDS: --

ASSISTS: --

STEALS: --

BLOCKS: --

MINUTES: --

CAREER STATISTICS:



#32 TOMMASO CAMPONESCHI

Guard • 6-2 • Freshman

Rome, Italy • Cretin-Derham Hall (St. Paul, Minn.)

EAG NOTES:

SEASON HIGHS:

POINTS: --

FG: --

FGA: --

3FG: --

3FGA: --

FT: --

FTA: --

REBOUNDS: --

ASSISTS: --

STEALS: --

BLOCKS: --

MINUTES: --

CAREER HIGHS:

POINTS: --

FG: --

FGA: --

3FG: --

3FGA: --

FT: --

FTA: --

REBOUNDS: --

ASSISTS: --

STEALS: --

BLOCKS: --

MINUTES: --

GAME-BY-GAME STATISTICS:

CAREER STATISTICS:

#34 MAKAI RICHARDS

Forward • 6-10 • Freshman
Oak Park, Calif. • Oak Park HS



EAG NOTES:

High School: Graduated from Oak Park High School in 2020. In the 2019-20 season, Richards was selected to the Los Angeles Daily News All-Area second team. He averaged a double-double with 10.3 points and 11.7 rebounds per game, and also averaged 4.0 blocks and 1.3 assists. He had eight double-doubles, and his top scoring game was 20 and the most boards was 13. He made 59 percent of his shots from the field and had a high game of 10 blocks. The Eagles finished the season 27-3 and won the Coastal Canyon League title with a 10-0 record. Oak Park had a 22-game winning streak during the year and advanced to the second round of the CIF Southern Section Division 2AA Tournament. As a junior in 2018-19, he averaged 5.2 points, 7.5 rebounds and 1.8 blocks, with two double-doubles. He had a career-high 19 boards in one game and made 49 percent of his shots. The Eagles advanced to the first round of the CIF Southern Section Division 1 Tournament and finished 18-11. He also played 10 games as a sophomore and 20 as a freshman, and closed his 85-game career with 553 rebounds (6.5 per game), 445 points (5.2) and 165 blocks (1.9) while making 55 percent of his shots from the field. Was coached in high school by Aaron Shaw. Also played AAU basketball for the Cali Starts and BTI Hoops.

SEASON HIGHS:

POINTS: --

FG: --

FGA: --

3FG: --

3FGA: --

FT: --

FTA: --

REBOUNDS: --

ASSISTS: --

STEALS: --

BLOCKS: --

MINUTES: --

CAREER HIGHS:

POINTS: --

FG: --

FGA: --

3FG: --

3FGA: --

FT: --

FTA: --

REBOUNDS: --

ASSISTS: --

STEALS: --

BLOCKS: --

MINUTES: --

GAME-BY-GAME STATISTICS:

CAREER STATISTICS:

#55 ELLIS MAGNUSON

Guard • 6-2 • Sophomore
Boise, Idaho • Borah HS



EAG NOTES:

- Has not found the scoring column yet this year, but has dished at least one assist four games with a season-high four against Walla Walla.
- Saw 17 minutes of action off of the bench at Nevada. Grabbed two rebounds to go with two assists.
- In his 55-game career (44 as a starter), Magnuson is averaging 3.2 assists, 4.7 points and 1.4 rebounds per game. He's made 36.8 percent of his field goal attempts, including 28-of-92 (30.4 percent) from the 3-point arc. He's also made 49-of-59 career free throws for 83.1 percent. He has a total of 11 career games scoring in double figures. He's led Eastern in single games in assists (21) and steals (7).
- Selected to the Winter Big Sky Conference All-Academic team for the second time. In 22 games in 2020-21 (13 as a starter), he averaged 15.7 minutes, 3.6 points, 1.0 rebounds and 2.0 assists. Magnuson made his season debut versus Oregon (12/7/21) and finished with two assists and no points in eight minutes of action. He had his first back-to-back double figure scoring games of the season with 15 at Idaho (2/4/21) and 10 at home versus the Vandals two days later, then had his third in four games with 11 at Montana State (2/13/21).

SEASON HIGHS:

POINTS: --

FG: --

FGA: 2 at Nevada 11/9

3FG: --

3FGA: 1 at Nevada 11/9

FT: --

FTA: --

REBOUNDS: 2 at Nevada 11/9

ASSISTS: 2 at Nevada 11/9

STEALS: 1 vs. Texas State 11/21

BLOCKS: --

MINUTES: 17 at Nevada 11/9

CAREER HIGHS:

POINTS: 16, 2x, last: at Northern Colo. 02/29/20

FG: 7 at Northern Colo. 02/29/20

FGA: 13 vs North Dakota 12/08/19

3FG: 4 at Southern Utah 02/27/20

3FGA: 6, 2x, last: vs Southern Utah 01/25/20

FT: 6 at Montana St. 02/13/21

FTA: 6, 2x, last: at Montana St. 02/13/21

REBOUNDS: 6 at Weber St. 12/28/19

ASSISTS: 11 vs Portland Bible 11/05/19

STEALS: 3 at High Point 11/23/19

BLOCKS: 1 at Montana 02/20/21

MINUTES: 37 at Northern Colorado 2/29/20

GAME-BY-GAME STATISTICS:

Opponent	Date	GS	MIN	Total		3-Pointers		Free throws		Rebounds				PF	A	TO	BLK	STL	PTS	AVG
				FG-FGA	PCT	3FG-3FGA	PCT	FT-FTA	PCT	OFF	DEF	TOT	AVG							
at Nevada	11/09/2021		17:09	0-2	.000	0-1	.000	0-0	.000	0	2	2	2.0	1	2	1	0	0	0	0.0
at UC Davis	11/12/2021		04:18	0-0	.000	0-0	.000	0-0	.000	0	0	0	1.0	0	1	3	0	0	0	0.0
Walla Walla	11/15/2021		17:34	0-0	.000	0-0	.000	0-0	.000	0	2	2	1.3	1	4	0	0	0	0	0.0
at CSUN	11/19/2021		06:55	0-0	.000	0-0	.000	0-0	.000	0	1	1	1.3	0	1	1	0	0	0	0.0
vs Texas St.	11/20/2021		04:33	0-0	.000	0-0	.000	0-0	.000	0	0	0	1.0	1	0	1	0	1	0	0.0
Totals		0	50:29	0-2	.000	0-1	.000	0-0	.000	0	5	5	1.0	3	8	6	0	1	0	0.0

Player Averages

Games Played	Minutes/game	Points/game	FG Pct	3FG Pct	FT Pct	Rebounds/game	Assists/game	Turnovers/game	Assist/Turnover ratio	Steals/game	Blocks/game
5	10.1	0.0	0.0	0.0	0.0	1.0	1.6	1.2	1.3	0.2	0.0

CAREER STATISTICS:

SEASON	TEAM	GP-GS	MIN/AVG	Field Goals		3-Point		F-Throws		Rebounds				Scoring						
				FG-FGA	FG%	3FG-3FGA	3FG%	FT-FTA	FT%	OFF	DEF	TOT	AVG	PF-FO	A	TO	BLK	STL	PTS	AVG
2019-20	EWU	31-31	767/24.7	64-182	.352	20-72	.278	32-39	.821	8	41	49	1.6	52-0	129	70	0	20	180	5.8
2020-21	EWU	22-13	346/15.7	27-63	.429	8-19	.421	17-20	.850	4	18	22	1.0	23-0	44	25	1	7	79	3.6
2021-22	EWU	5-0	50/10.1	0-2	.000	0-1	.000	0-0	.000	0	5	5	1.0	3-0	8	6	0	1	0	0.0
TOTAL		58-44	1163/20.1	91-247	.368	28-92	.304	49-59	.831	12	64	76	1.3	78-0	181	101	1	28	259	4.5

2021-22 OVERALL STATS

Game Records

Record	Overall	Home	Away	Neutral
ALL GAMES	2-3	1-0	1-2	0-1
CONFERENCE	0-0	0-0	0-0	0-0
NON-CONFERENCE	2-3	1-0	1-2	0-1

Score by Periods

Team	1st	2nd	OT	TOT
Eastern Wash.	174	223	7	404
Opponents	168	219	4	391

Team Box Score

No.	Player				Total		3-Point		F-Throw		Rebounds											
		GP-GS	MIN	AVG	FG-FGA	FG%	3FG-3FGA	3FG%	FT-FTA	FT%	OFF	DEF	TOT	AVG	PF	DQ	A	TO	BLK	STL	PTS	AVG
2	VENTERS, Steele	5-5	157:54	31.6	32-60	.533	10-24	.417	21-25	.840	3	18	21	4.2	18	1	13	12	1	7	95	19.0
20	ACLIESE, Linton	5-5	164:48	33.0	29-65	.446	8-22	.364	25-32	.781	16	28	44	8.8	10	0	6	10	3	1	91	18.2
10	PRICE, Ethan	5-5	138:48	27.8	19-44	.432	6-16	.375	15-20	.750	13	16	29	5.8	14	0	12	7	6	2	59	11.8
11	BERGERSEN, Rylan	5-3	148:59	29.8	16-33	.485	4-12	.333	17-23	.739	5	21	26	5.2	14	1	24	11	3	7	53	10.6
13	ALLEGRI, Angelo	5-5	160:59	32.2	17-54	.315	9-29	.310	1-3	.333	8	25	33	6.6	8	0	10	13	0	4	44	8.8
25	GEORGE, Imhotep	5-0	77:28	15.5	8-19	.421	3-11	.273	5-8	.625	8	14	22	4.4	11	0	3	7	2	1	24	4.8
24	LANDDECK, Mason	4-0	59:31	14.9	6-18	.333	3-11	.273	2-3	.667	1	6	7	1.8	11	1	6	10	0	5	17	4.3
15	ELKUGIA, Yousef	2-0	23:34	11.8	3-5	.600	2-4	.500	0-0	.000	0	2	2	1.0	5	0	1	3	1	1	8	4.0
23	FOLARIN, Michael	2-0	14:23	7.2	2-5	.400	0-0	.000	3-9	.333	0	2	2	1.0	4	0	2	1	0	0	7	3.5
21	RADOCAJ, Victor	1-0	08:54	8.9	1-3	.333	0-1	.000	0-0	.000	0	2	2	2.0	1	0	0	0	0	0	2	2.0
5	ROUSE, Casson	2-2	19:12	9.6	1-5	.200	0-1	.000	0-0	.000	0	2	2	1.0	4	0	3	1	0	0	2	1.0
55	MAGNUSON, Ellis	5-0	50:29	10.1	0-2	.000	0-1	.000	0-0	.000	0	5	5	1.0	3	0	8	6	0	1	0	0.0
Team											10	9	19				2					
Total		5	1025		134-313	.428	45-132	.341	89-123	.724	64	150	214	42.8	103	3	88	83	16	29	404	80.8
Opponents		5	1025		140-333	.420	32-111	.288	79-110	.718	56	136	192	38.4	109	2	67	64	22	37	391	78.2

Team Statistics

	EWU	OPP
Scoring	404	391
Points per game	80.8	78.2
Scoring margin	+2.6	-
Field goals-att	134-313	140-333
Field goal pct	.428	.420
3 point fg-att	45-132	32-111
3-point FG pct	.341	.288
3-pt FG made per game	9.0	6.4
Free throws-att	89-123	79-110
Free throw pct	.724	.718
F-Throws made per game	17.8	15.8
Rebounds	214	192
Rebounds per game	42.8	38.4
Rebounding margin	+4.4	-
Assists	88	67
Assists per game	17.6	13.4
Turnovers	83	64
Turnovers per game	16.6	12.8
Turnover margin	-3.8	-
Assist/turnover ratio	1.1	1.0
Steals	29	37
Steals per game	5.8	7.4
Blocks	16	22
Blocks per game	3.2	4.4
Winning streak	0	-
Home win streak	1	-
Attendance	1020	8536
Home games-Avg/Game	1-1020	3-2845
Neutral site-Avg/Game	-	1-124

Team Results

Date	Opponent		Score	Att.
11/09/2021	at Nevada	L	76-91	7103
11/12/2021	at UC Davis	L	76-84	950
11/15/2021	Walla Walla	W	111-71	1020
11/19/2021	at CSUN	Wot	67-64	483
11/20/2021	vs Texas St.	L	74-81	124

2022-21 TEAM GAME-BY-GAME

Opponent	Date	Score		Total		3-Pointers		Free throws		Rebounds										
				FG-FGA	PCT	3FG-3FGA	PCT	FT-FTA	PCT	OFF	DEF	TOT	AVG	PF	A	TO	BLK	STL	PTS	AVG
at Nevada	11/09/2021	76-91	L	29-66	.439	9-26	.346	7-10	.700	9	28	37	37.0	18	21	14	1	2	76	76.0
at UC Davis	11/12/2021	76-84	L	21-66	.318	8-25	.320	26-36	.722	20	31	51	44.0	22	11	19	3	5	76	76.0
Walla Walla	11/15/2021	111-71	W	40-71	.563	7-26	.269	24-34	.706	13	37	50	46.0	21	26	16	5	12	111	87.7
at CSUN	11/19/2021	67-64	Wot	21-57	.368	12-31	.387	13-19	.684	10	32	42	45.0	15	16	14	6	3	67	82.5
vs Texas St.	11/20/2021	74-81	L	23-53	.434	9-24	.375	19-24	.792	12	22	34	42.8	27	14	20	1	7	74	80.8
Total		404		134-313	.428	45-132	.341	89-123	.724	64	150	214	42.8	103	88	83	16	29	404	80.8
Opponents		391		140-333	.420	32-111	.288	79-110	.718	56	136	192	38.4	109	67	64	22	37	391	78.2

Eastern Wash. Averages

Games Played	Points/game	FG Pct	3FG Pct	FT Pct	Rebounds/game	Assists/game	Turnovers/game	Assist/Turnover ratio	Steals/game	Blocks/game
5	80.8	42.8	34.1	72.4	42.8	17.6	16.6	1.1	5.8	3.2

EWU CAREER LEADERS

Games Played (100-Game Club - Total of 24)

1.	138	Bogdan Bliznyuk	2015-18
2.	135	Cody Benzel	2016-19
3.	130	Ty Gibson	2016-19
14.	113	Jack Perry	2018-21
	113	Kevin Winford	2010-12
	113	Paul Butorac	2004-07
	113	John Garrison	1987-91
18.	111	Brian Sullivan	1988-91
19.	109	Jacob Davison	2018-21
	109	Chris White	1998-01
	109	Dave Henley	1979-82
22.	108	Melvin Bradley	1982-85
23.	106	Ron Cox	1974-77
24.	104	Terry Reed	1977-80
25.	100	Dave Hayden	1970-73

Games Started

1.	120	Venky Jois	2013-16
2.	107	Jeffrey Forbes	2010-12
3.	101	Bogdan Bliznyuk	2015-18
4.	99	Marc Axton	2002-05
	99	Brian Sullivan	1988-91
6.	96	Mason Peatling	2017-20
7.	95	Alvin Snow	2001-04
8.	80	Parker Kelly	2012-15
9.	75	Deon Williams	1998-00
10.	71	Brandon Moore	2007-10
11.	70	Kellen Williams	2006-08
12.	69	Jack Perry	2018-21
	69	Felix Von Hofe	2014-17
14.	67	Jacob Davison	2018-21
	67	Tyler Harvey	2013-15
16.	66	Kim Aiken Jr.	2019-21
17.	64	Ronn McMahon	1989-90
18.	63	Drew Brandon	2014-15

Games started was not recorded as a statistic prior to the 1982-83 season.

Scoring (1000-Point Club - Total of 23)

1.	2,169	Bogdan Bliznyuk	2015-18
2.	1,803	Venky Jois	2013-16
3.	1,741	Ron Cox	1974-77
4.	1,564	Tyler Harvey	2013-15
5.	1,550	Irv Leifer	1942-47
6.	1,461	Dave Hayden	1970-73
7.	1,438	Rodney Stuckey	2006-07
8.	1,399	Randy Buss	1970-72
9.	1,396	Alvin Snow	2001-04
10.	1,365	Jacob Davison	2018-21
11.	1,338	Dick Koford	1957-60
12.	1,319	Marc Axton	2002-05
13.	1,250	Mason Peatling	2017-20
14.	1,214	Dick Edwards	1953-55
15.	1,191	Paul Hungenberg	1975-78
16.	1,154	David Peed	1988-90
17.	1,138	Brian Sullivan	1988-91
18.	1,091	Tony Chrisman	1982-85
19.	1,084	Dick Eicher	1949-51
20.	1,028	Felix Von Hofe	2014-17
21.	1,022	Jeffrey Forbes	2010-13
22.	1,006	Parker Kelly	2012-15
23.	1,002	Dave Henley	1979-82

Peatling is only the sixth player in school history to have at least 525 rebounds and 1,000 points.

Rebounds (500-Rebound Club - Total of 14)

1.	1273	Ron Cox	1974-77
2.	1139	Dave Hayden	1970-73
3.	1015	Venky Jois	2013-16
4.	858	Randy Buss	1970-72
5.	831	Bogdan Bliznyuk	2015-18
6.	725	Mason Peatling	2017-19
7.	690	Brandon Moore	2007-10
8.	620	Chris White	1998-01
9.	649	Kim Aiken Jr.	2019-21
10.	540	Laron Griffin	2010-12
11.	531	Jesse Hunt	2016-19
12.	527	Kellen Williams	2006-08
13.	526	Dave Pounds	1967-70
14.	510	Dick Koford	1957-60

Peatling is only the sixth player in school history to have at least 525 rebounds and 1,000 points.

Rebounding Average

1.	12.0	Ron Cox	1974-77
2.	11.4	Dave Hayden	1970-73
3.	10.4	Randy Buss	1970-72
4.	9.8	Bill Bacon	1966-67
5.	9.8	Dick Koford	1957-60
6.	8.7	Dave Danielson	1959-62
7.	8.6	John Randa	1985-86
8.	8.3	Venky Jois	2013-16
9.	7.9	Gene Glenn	1977-78
10.	7.6	Kim Aiken Jr.	2019-21
11.	7.4	Cliff Ederaine	2011-12
12.	7.1	Melvin Lewis	1995-96

Field Goals Made

1.	776	Bogdan Bliznyuk	2015-18
7.	494	Tyler Harvey	2013-15
8.	493	Mason Peatling	2017-20
9.	484	Jacob Davison	2019-21
10.	477	Rodney Stuckey	2006-07

Field Goals Attempted

1.	1,553	Bogdan Bliznyuk	2015-18
5.	1,118	Alvin Snow	2001-04
6.	1,087	Jacob Davison	2019-21
7.	1,066	Tyler Harvey	2013-15

Free Throws Made

1.	467	Bogdan Bliznyuk	2015-18
7.	281	Dave Hayden	1970-73
8.	263	Marc Axton	2002-05
9.	259	Jacob Davison	2018-21
10.	256	Dick Koford	1957-60

Free Throws Attempted

1.	660	Venky Jois	2013-16
8.	406	Ron Cox	1974-77
9.	373	Tyler Harvey	2013-15
10.	371	Brandon Moore	2007-10

Free Throw Percentage (Min. 2 Attempts Per Game)

1.	84.7	Tyler Harvey	2013-15
2.	84.4	Dick Edwards	1953-55
3.	84.0	Bogdan Bliznyuk	2015-18
4.	83.6	Aaron Olson	2000-01
5.	82.4	Paul Hungenberg	1975-78
7.	82.2	Jamal Jones	2000-01
8.	80.6	Rodney Stuckey	2006-07
	80.0	Tyler Kidd	2019-20
9.	79.6	Tony Chrisman	1982-85
	79.5	Marcus Hinton	2007-08

3-Point Field Goals Made

1.	262	Felix Von Hofe	2014-17
2.	260	Tyler Harvey	2013-15
8.	164	Justin Paolo	1990-92
9.	153	Ty Gibson	2016-19
10.	150	Jack Perry	2018-21
	150	Bogdan Bliznyuk	2015-18
12.	139	Kim Aiken Jr.	2019-21
13.	138	Jacob Davison	2018-21
	138	Kevin Winford	2010-13

3-Point Field Goals Attempted

1.	657	Felix Von Hofe	2014-17
2.	602	Tyler Harvey	2013-15
7.	451	Shannon Taylor	1998-99
8.	436	Justin Paolo	1990-92
9.	432	Kim Aiken Jr.	2019-21
10.	409	Kevin Winford	2010-13
11.	399	Ty Gibson	2016-19
12.	397	Bogdan Bliznyuk	2015-18
13.	396	Jacob Davison	2018-21
14.	363	Jack Perry	2018-21

3-Point Field Goal Percentage (Min. 1 Attempt Per Game)

1.	50.3	Marco Quinto	1999-02
8.	42.2	Glen Dean	2010-11
9.	42.1	Dennis Fitzgerald	1999-00
10.	41.3	Jack Perry	2018-21
11.	40.8	Parker Kelly	2012-15
	40.8	Kevin Sattler	1987-88
13.	40.3	Cody Benzel	2016-19
14.	39.9	Felix Von Hofe	2014-17
15.	39.7	Shannon Taylor	1998-99

Assists

1.	763	Ed Waters	1974-77
2.	431	Ronn McMahon	1988-90
10.	312	Drew Brandon	2014-15
11.	298	George Abrams	1980-81

Steals

1.	225	Ronn McMahon	1988-90
2.	212	Alvin Snow	2001-04
9.	117	David Peed	1988-90
	117	Melvin Bradley	1982-85
11.	111	Jacob Davison	2018-21
	111	George Abrams	1980-81

Blocked Shots

1.	240	Venky Jois	2013-16
2.	112	Mason Peatling	2017-19
	112	Martin Seiferth	2013-14
4.	99	Paul Butorac	2004-07
5.	94	Jacob Wiley	2017
6.	87	Brandon Moore	2007-10
7.	79	Chris White	1998-01
8.	76	Kim Aiken Jr.	2019-21
0.	75	Cliff Ederaine	2011-12
10.	70	Laron Griffin	2010-12
11.	62	Tanner Groves	2019-21
12.	59	Austin Layton	1992-93
13.	57	Tremayne Johnson	2011-12