WASHINGTON STATE BASKETBALL

2022-23 GAME NOTES

SCHEDULE & RESULTS

NOVEMBER		
7	TEXAS STATE	W, 83-61
12	vs Boise State $	L, 61-71
15	at Prairie View A&M	L, 59-70
21	at Eastern Washington %	W, 82-56
25	DETROIT MERCY	W, 96-54
DECEMBER		
1	at Oregon *	L, 60-74
4	UTAH *	L, 65-67 (OT)
7	NORTHERN KENTUCKY	W, 68-47
10	vs UNLV ^	L, 70-74
18	vs #11/11 Baylor &	L, 59-65
22	vs George Washington @	W, 66-64
23	at Hawaii @	L, 51-62
25	vs Utah State @	L, 73-82
30	#11/8 UCLA *	L, 66-67
JANUARY		
1	USC *	W, 81-71
5	at Arizona State *	L, 71-77
7	at #5/4 Arizona *	W, 74-61
11	CALIFORNIA *	W, 66-51
14	STANFORD *	W, 60-59
19	at Utah *	L, 63-77
22	at Colorado *	L, 55-58
26	#6/8 ARIZONA *	L, 58-63
28	ARIZONA STATE *	W, 75-58
FEBRUARY		
2	at USC *	L, 70-80
4	at #9/9 UCLA *	L, 52-76
11	WASHINGTON *	W, 56-51
16	OREGON STATE *	W, 80-62
19	OREGON *	W, 68-65
23	at Stanford *	P12N/8 p.m.
25	at California *	P12N/2 p.m.
MARCH		
2	at Washington *	ESPNU/8 p.m.
8-11	Pac-12 Tournament#	P12N/ESPN/TBD

* - Pac-12 Game
$ - Capital City Classic played at Idaho Central Arena (Boise)
% - played at Spokane Arena
^ - Las Vegas Clash played at MGM Grand Garden Arena (Las Vegas)
& - Pac-12 Coast-to-Coast Challenge played at American Airlines Center (Dallas)
@ - Diamond Head Classic played at Stan Sherif Center (Honolulu)
# - played at T-Mobile Arena (Las Vegas)

All home games played at Beasley Coliseum
All times listed are Pacific time and subject to change
Rankings: AP Top-25 / Coaches Poll

GAME 29

WASHINGTON ST. (13-15, 8-9) vs STANFORD (11-16, 5-11)

Thursday, Feb. 23, 2023 at 8:10 p.m. PT // Stanford, Calif. // Maples Pavilion (7,233)
Watch: Pac-12 Network // TV PxP: Ted Robinson // TV Analyst: Matt Muehlebach
Listen: Washington State Learfield Sports Network
Radio Play-by-Play: Matt Chazanow // Radio Color Analyst: Craig Ehlo
Live Stats // wsu.statbroadcast.com

PAC12 NETWORKS
Thursday, Feb. 23, 2023
8:10 p.m. PT
Stanford, Calif.
Maples Pavilion

SERIES HISTORY

vs STANFORD	
Games	147
Standing	63-84
At Pullman	39-31
At Stanford	23-47
At Neutral Site	1-6
Last Win	60-59, 1/14/23 at Pullman
Last Home Win	60-59, 1/14/23
Last Road Win	66-60, 2/3/22
Last Neutral Win	65-55, 12/30/70 at Portland
Last Loss	62-57, 1/13/21 at Pullman
Last Home Loss	62-57, 1/13/21
Last Road Loss	88-62, 1/11/20
Last Neutral Loss	75-60, 1/9/21 at Santa Cruz
Current Streak	W2

PREVIOUS 5 MEETINGS

Date	Location	Result	Score
1/14/23	Pullman	W	60-59
2/3/22	Stanford	W	66-60
1/13/22	Pullman	L	57-62
2/20/21	Pullman	W	85-76 (3OT)
1/9/21	Santa Cruz	L	60-75

TEAM COMPARISON

CATEGORY		
Overall Record	11-16	13-15
Conference Record	5-11	8-9
Points Per Game	69.2	67.4
Opp. Points Per Game	67.8	65.1
Rebounds Per Game	35.0	34.7
Rebounding Margin	+3.7	+2.6
Field Goal Pct.	.446	.421
Opp. Field Goal Pct.	.441	.448
3-Point Pct.	.342	.363
Opp. 3-Point Pct.	.355	.316
Free Throw Pct.	.700	.707
Assists Per Game	14.0	11.7
Turnovers Per Game	12.9	12.4
Turnover Margin	-0.6	-1.4
Assist/Turnover Ratio	1.1	0.9
Blocked Shots Per Game	3.4	2.8
Steals Per Game	5.7	4.9

OPENING FIVE

1. **The Cougars visit Stanford**, Thursday, Feb. 23, to begin a three-game road trip to conclude the regular season. The Cougars make the return trip for an 8 p.m. tipoff on Pac-12 Network for Maples Pavilion. The Cardinal traveled to Pullman, Jan. 14, dropping a 60-59 nailbiter to Wazzu. The Cougars were led by Jakimovski with 17 points and Rodman with 15 points. WSU has won three of the last four games against Stanford, and haven't lost in Palo Alto since January 2020. The last four meetings have been decided by an average of fewer than 6 points.
2. **Last time out, the Cougs closed out the home schedule with a win over Oregon, 68-65**. WSU completed the home sweep of the Oregon schools for the second-straight season with the Senior Day win. Mouhamed Gueye led all scorers with 18 points and 12 rebounds - for his league-leading 12th double-double of the year. Gueye was one of four Cougs in double figures, including TJ Bamba and Justin Powell with 11 points and Andrej Jakimovski with 10.
3. **The Cougars average 8.8 made 3-point field goals per game**, more than any team in the Pac-12 and 10th among major conference programs. Individually, three Cougars are amongst the top-10 shooters in the Conference, led by Jabe Mullins in third with a 42.6% (46-of-108) clip from beyond the arc. Justin Powell sits just behind him in fourth at 41.6%, followed by DJ Rodman in eighth in the Pac-12 with a 39.6% clip.
4. **Mouhamed Gueye leads the Pac-12 in double-doubles**, with 12 double-doubles this season. Last Sunday against Oregon, Gueye scored 18 points and grabbed 12 rebounds for his fifth double-double in the last seven games. At USC, Feb. 2, Gueye dropped a career-high 31 points. The Senegalese sophomore is averaging 14.2 ppg (11th in Pac-12) and 8.3 rpg (third in Pac-12). Seventeen times this year Gueye has led the Cougs in rebounding, and he has grabbed more offensive rebounds than any other player in the Pac-12 with 97 offensive boards. Eight times, Gueye has grabbed 5+ offensive rebounds in a single game.
5. **TJ Bamba has emerged as Wazzu's leading scorer at 14.5 points per game**, 10th in the Conference. Bamba has scored in double figures 18 times this season, including four games with 20+ points. Feb. 11 against the Huskies, Bamba scored 20 points, a career-high against a Pac-12 opponent.

PAC-12 STANDINGS *through Feb. 19 games*

	PAC-12			OVERALL				
	W-L	PCT	GP	W-L	PCT	GP	L10	STRK
UCLA	14-2	0.875	16	23-4	0.852	27	8-2	WON 6
ARIZONA	13-4	0.765	17	24-4	0.857	28	9-1	WON 2
USC	11-5	0.688	16	19-8	0.704	27	7-3	WON 2
ARIZONA STATE	10-7	0.588	17	19-9	0.679	28	4-6	WON 1
UTAH	10-7	0.588	17	17-11	0.607	28	5-5	LOST 2
OREGON	9-8	0.529	17	15-13	0.536	28	5-5	LOST 3
WASHINGTON STATE	**8-9**	**0.471**	**17**	**13-15**	**0.464**	**28**	**5-5**	**WON 3**
COLORADO	7-10	0.412	17	15-13	0.536	28	4-6	LOST 1
WASHINGTON	7-10	0.412	17	15-13	0.536	28	5-5	WON 2
STANFORD	**5-11**	**0.313**	**16**	**11-16**	**0.407**	**27**	**6-4**	**LOST 2**
OREGON STATE	4-13	0.235	17	10-18	0.357	28	3-7	LOST 2
CALIFORNIA	2-14	0.125	16	3-24	0.111	27	0-10	LOST 11

STARTERS LAST GAME

PLAYER	HT	YR	HOMETOWN	PPG	RPG	OTHER
G #5 TJ BAMBA	6-5	JR	Bronx, NY	14.5	3.9	82 FTs made
F #11 DJ RODMAN	6-6	SR	Newport Beach, Calif.	9.3	5.5	26 charges drawn
F #23 ANDREJ JAKIMOVSKI	6-8	JR	Kriva Palanka, North Macedonia	7.3	4.4	22 pts vs ASU
G #24 JUSTIN POWELL	6-6	JR	Prospect, Ky.	10.6	3.9	2.82 apg
F #35 MOUHAMED GUEYE	6-11	SO	Dakar, Senegal	14.2	8.3	.479 FG%
ROTATION OFF THE BENCH						
G #3 JABE MULLINS	6-6	JR	Snoqualmie, Wash.	8.9	2.3	.426 3pt%
F #31 KYMANY HOUINSOU	6-6	FR	Mulhouse, France	4.3	2.8	.409 FG%
F #13 CARLOS ROSARIO	6-7	JR	Santo Domingo, Dominican Rep.	2.3	1.6	20 mins at USC
G #22 DYLAN DARLING	6-2	FR	Spokane, Wash.	2.2	1.7	13.9 mpg
C #15 ADRAME DIONGUE	7-0	FR	Dakar, Senegal	1.4	1.9	Missed last 2
NOTEABLE ABSENCES						
G #2 MYLES RICE	6-6	R-FR	Columbia, S.C.	*Out indefinitely (Hodgkin's Lymphoma)*		
C #10 DISHON JACKSON	6-10	JR	Oakland, Calif.	*Out indefinitely (medical)*		

NUMERICAL **ROSTER**

No.	Name	Pos.	Ht.	Wt.	Yr.	Hometown / Previous School
0	Ben Olesen	G	6-0	160	Sr.	Mill Creek, Wash. / Jackson HS
2	Myles Rice*	G	6-2	175	R-Fr.	Columbia S.C. / Sandy Creek HS
3	Jabe Mullins	G	6-6	192	Jr.	Snoqualmie, Wash. / Mount Si HS / Saint Mary's
4	Shae Korpela	G	6-5	180	Fr.	Aspen, Colo. / Aspen HS
5	TJ Bamba (C)	G	6-5	215	Jr.	Bronx, NY / Abraham Lincoln HS
10	Dishon Jackson*	C	6-10	250	Jr.	Oakland, Calif. / St. Patrick-St. Vincent
11	DJ Rodman	F	6-6	215	Sr.	Newport Beach, Calif. / JSerra Catholic
13	Carlos Rosario	F	6-7	180	Jr.	Santo Domingo, Dominican Republic / Veritas Prep
14	Braden Korpela	G	6-5	170	Fr.	Aspen, Colo. / Aspen HS
15	Adrame Diongue	C	7-0	190	Fr.	Dakar, Senegal / AZ Compass Prep
20	AJ Rohosy	F	6-7	190	Fr.	San Anselmo, Calif. / Marin Catholic HS
21	Jack Wilson	C	6-11	325	Sr.	Montara, Calif. / Junipero Serra HS / Idaho
22	Dylan Darling	G	6-2	175	Fr.	Spokane, Wash. / Central Valley HS
23	Andrej Jakimovski	F	6-8	215	Jr.	Kriva Palanka, North Macedonia / Reale Mutua Torino
24	Justin Powell	G	6-6	197	Jr.	Prospect, Ken. / North Oldham HS / Tennessee
31	Kymany Houinsou	G	6-6	195	Fr.	Mulhouse, France / Saint-Quentin BB
35	Mouhamed Gueye (C)	F	6-11	210	So.	Dakar, Senegal / Prolific Prep

**out indefinitely, medical redshirt*
(C) - Captain

COACHES & SUPPORT **STAFF**

HEAD COACH: Kyle Smith (Fourth Year)
ASSOCIATE HEAD COACHES: Jim Shaw
ASSISTANT COACHES: John Andrzejek, Wayne Hunter
RECRUITING COORDINATOR: Derrick Wrobel
COORDINATOR OF OPERATIONS: Anthony Lorenzo
GRADUATE MANAGER: Stephen Frankoski
ATHLETIC TRAINER: Learie Jones
STRENGTH & CONDITIONING: Zach Margolis

PRONUNCIATIONS	FIRST	LAST	HOMETOWN
TJ Bamba		BOMB-buh	
Adrame Diongue	uh-DRAW-may	jong	duh-KAR
Mouhamed Gueye	moo-HA-mud	gay	duh-KAR
Kymany Houinsou	kuh-MAH-nee	HWIN-soo	meh-LOOZ
Andrej Jakimovski	ON-dray	YACK-eh-MOHV-skee	KREE-vah pah-LINK-uh
Shae/Braden Korpela		CORE-puh-luh	
Jabe Mullins	jayb (like 'gabe' with a j)		sno-KWAH-me
AJ Rohosy		row-HOE-see	
Carlos Rosario		row-SAR-ee-OH	

HEAD COACH **KYLE SMITH**

CAREER RECORDS
Overall: 229-181 - 13th season
At WSU (Pac-12): 65-59 – (32-42) - 4th Season

NOTABLES:
» In 2021-22 earned the Cougs' first winning season in Pac-12 play since 2007-08.
» Won career victory #200 on Dec. 1, 2021 as the Cougs dominated Arizona State, 51-29. It was the best defensive effort for WSU in the history of Pac play dating back to 1968.
» Won his debut at WSU, 85-54, Nov. 7 against Seattle U. The win was the largest margin of victory in for a debut in modern history trailing only Jack Friel's 44-point win in 1928.
» Earned his first Pac-12 win in dramatic fashion as the Cougs defeated UCLA, 79-71, in overtime, Jan. 4, 2020.
» Picked up a signature win Jan. 16, 2020 knocking off #8 Oregon, 72-61, for the Cougs first win over a top-10 team since 2007.
» Defeated UW, 79-67, in his first Apple Cup contest, Feb. 9, 2020, the second-largest margin of victory over the Huskies in over a decade.
» Became the fourth coach at WSU to sweep UW in his first season on the Palouse.
» Defeated UW 77-62 at Seattle in 2021, the largest win on the road since 1994 to become just the second coach to start 3-0 against the Huskies.
» Led the Cougs to an opening win in the Pac-12 Tournament for the first time since 2009.
» Became the first coach to win at Matthew Knight Arena, defeating Oregon 74-71 Feb. 4, 2021.
» Led the Cougs to a 31 point win (82-51) over Cal, Feb. 18, 2021, the largest win in Pac play since 1993.
» Led the Cougs to it's first 3OT win since 1982, defeating Stanford, Feb. 20 (85-76), earning the Cougs first weekend sweep of the Bay Area schools since the 2011-12 season.
» Posted the Cougs' first winning season in 2020-21 since 2011-12.
» Architect of the Cougs' largest win in program history over Idaho defeating their Palouse rival 109-61, Nov. 18, 2021 - it was the third largest margin of victory for the Cougs in program history as well.
» Led the Cougs to their first win in Salt Lake City, 77-61 (Jan. 8, 2022) since 1946 while becoming the first Cougar coach to sweep the season series against the Utes in 2021-22.
» First coach to beat Utah and Colorado in a home weekend sweep (Jan. 2022).
» First Coug coach to win at Stanford (66-60, Feb. 3, 2022) since 2011.
» Became the first Coug coach to sweep the Bay Area Schools on the road (Feb. 2022) since the 1993 season.
» Compiled a 63-40 (.612) record at USF, notching 20 or more wins each season and two postseason tournament appearances.
» Throughout his tenure at San Francisco, Smith produced seven All-West Coast Conference selections, including two-time first team honoree Frankie Ferrari, two second team honorees and three all-freshman. Ferrari also picked up NABC District 9 All-Region Second Team honors in 2019 as his 73 3-pointers rank third in school history.
» Served as the head coach at Columbia where he put together a 101-82 overall mark including a CIT Championship his final season (2015-16).
» Prior to his appointment at Columbia in May of 2010, Smith spent 18 seasons as an assistant coach on the NCAA Division I level, including nine seasons (2001-10) at Saint Mary's College, one season at Air Force (2000-01) and eight years at the University of San Diego (1992-2000).

PAC-12 STATISTICAL RANKINGS

TEAM	Overall AVG.	Overall RNK	Conference AVG.	Conference RNK
Points	1888	9th	1120	7th
Points per game	67.4	10th	65.9	9th
FG made per game	23.8	10th	23.3	10th
FG attempts per game	56.4	8th	57.4	T-5th
FG Pct	42.1	9th	40.6	10th
3PT made per game	8.8	1st	8.6	1st
3PT attempts per game	24.2	1st	24.7	1st
3PT Pct	36.3	2nd	35.0	2nd
FT made per game	11.1	11th	10.6	T-8th
FT attempt per game	15.8	11th	15.4	8th
FT Pct	70.7	8th	69.3	10th
Off rebounds per game	11.0	5th	10.9	6th
Def rebounds per game	23.7	9th	23.5	8th
Total rebounds per game	34.7	9th	34.4	7th
Rebound margin per game	2.6	7th	-0.4	7th
Assists per game	11.7	9th	11.2	10th
Turnovers per game	12.4	4th	11.4	3rd
Steals per game	4.9	11th	5.2	11th
Blocks per game	2.8	12th	2.9	9th
Personal fouls per game	15.9	4th	15.2	3rd
Points per game allowed	65.1	3rd	65.7	4th
Opponents' Field goal pct	44.8	11th	44.2	10th
Opponents' 3PT percentage	31.6	4th	31.4	5th

NCAA STATISTICAL RANKINGS

TEAM	RANK	AVG
Scoring Offense	281	67.4
Scoring Defense	54	65.1
Scoring Margin	173	2.3
Winning Percentage	T-221	46.4
Field Goal Percentage	296	42.1
Free Throw Percentage	209	70.7
Three Point Percentage	66	36.3
Free Throws Made Per Game	292	11.1
Three Pointers Per Game	T-44	8.8
Free Throw Attempts Per Game	299	15.8
Three Point Attempts Per Game	76	24.2
Field Goal Percentage Defense	260	44.8
Three Point Percentage Defense	62	31.6
Fouls Per Game	T-92	15.9
Rebound Margin	T-117	2.6
Rebounds (Offensive) Per Game	107	10.96
Rebounds (Defensive) Per Game	260	23.71
Rebounds Per Game	198	34.68
Assist/Turnover Ratio	261	0.95
Turnovers Forced Per Game	309	11.04

PAC-12 PLAYER OF THE WEEK

Week	Player
11/14	K.J. Simpson, COLORADO
11/21	Desmond Cambridge Jr., ARIZONA STATE
11/28	Oumar Ballo, ARIZONA
12/5	Rollie Worster, UTAH
12/12	Will Richardson, OREGON
12/19	Jaime Jaquez Jr., UCLA
12/26	Ažuolas Tubelis, ARIZONA
1/2	KJ Simpson, COLORADO
1/9	Tristan da Silva, COLORADO
1/16	Desmond Cambridge Jr., ARIZONA STATE
1/23	Branden Carlson, UTAH
1/30	Boogie Ellis, USC
2/6	Ažuolas Tubelis, ARIZONA
2/13	Jaime Jaquez Jr., UCLA
2/20	Boogie Ellis, USC

PAC-12 FRESHMAN OF THE WEEK

Week	Player
11/14	Jordan Pope, OREGON STATE
11/21	Austin Nunez, ARIZONA STATE
11/28	Amari Bailey, UCLA
12/5	Amari Bailey, UCLA
12/12	Dylan Andrews, UCLA
12/19	Tre White, USC
12/26	Grant Newell, CALIFORNIA
1/2	Adem Bona, UCLA
1/9	Adem Bona, UCLA
1/16	Koren Johnson, WASHINGTON
1/23	Jordan Pope, OREGON STATE
1/30	Jordan Pope, OREGON STATE
2/6	Tre White, USC
2/13	Amari Bailey, UCLA
2/20	Keyon Menifield, WASHINGTON

COUGAR NOTES

COUGARS VS CARDINAL

WSU concludes the regular season on a three-game road swing, beginning next Thursday, Feb. 23 at Stanford. The Cougars make the return trip for an 8 p.m. tipoff on Pac-12 Network for Maples Pavilion. The Cardinal traveled to Pullman, Jan. 14, dropping a 60-59 nailbiter to Wazzu. The Cougars were led by Jakimovski with 17 points and Rodman with 15 points. WSU has won three of the last four games against Stanford, and haven't lost in Palo Alto since January 2020.

LAST TIME OUT – VS OREGON

WSU 68 - ORE 65 | FEB. 19, 2023 | PULLMAN, WASH.

GAME LEADERS	WSU	ORE
Points	Gueye (18)	Barthelemy (17)
Rebounds	Gueye (12)	Dante (11)
Assists	Mullins (4)	Three with (2)

	1ST	2ND	FINAL
ORE	30	35	65
WSU	27	41	68

Mouhamed Gueye had 18 points and 12 rebounds, Justin Powell scored 11 points, including a layup that capped the scoring, and Washington State beat Oregon 68-65 Sunday for the Cougars' third win in a row. TJ Bamba also scored 11 points for Washington State and Andrej Jakimovski added 10 points. Gueye has five double-double in the last seven games and his 12 this season. The Cougars tied their season low with six turnovers.

NEXT UP

WSU continues its three-game road swing to conclude the regular season, visiting Berkeley to play Cal, Saturday, Feb. 25 at 2 p.m. The Cougars and Golden Bears will meet at Haas Pavilion with coverage on Pac-12 Network. Cal traveled to Pullman, Jan. 11, with Wazzu winning 66-51, behind 14 points each from DJ Rodman and Mouhamed Gueye. Justin Powell added 12 points as the Cougs made nine 3-pointers and shot 46% from the floor.

RODMAN'S RETURN

During Sunday's Senior Day celebration ahead of tipoff against Oregon, senior forward DJ Rodman announced he would be utilizing his COVID eligibility rule and returning to WSU for a fifth season in 2023-24. Since returning for his senior season, Rodman has more than doubled his scoring output, while pulling in 5.5 rebounds per game.

COACH KYLE - KING OF THE PNW

Since arriving on the Palouse prior to the 2019-20 season, WSU Head Coach Kyle Smith has dominated his fellow Pac-12 Pacific Northwest opponents. Against Oregon, Oregon State, and Washington, Coach Smith is a combined 14-5 and defeated all three regional rivals in succession for the first time since 1993-94 under Kelvin Sampson. The Cougars have swept the Huskies, Ducks, and Beavers in Pullman for two-straight seasons and are 6-1 at Beasley Coliseum against Conference PNW opponents.

TAKING CARE OF THE ROCK

The Cougars have made significant adjustments in ball control throughout the season, reducing the number of turnovers per game from 13.9 in the first 14 games and just one game with fewer than 10 turnovers, to 10.8 turnovers per game in the last 14 games and six games with fewer than 10 turnovers.

GUEYE TAKING OVER THE CONFERENCE OF CHAMPIONS

Sophomore Mouhamed Gueye, a preseason All-Pac-12 selection and All-Freshman honoree last season, leads the Pac-12 Conference with 12 double-doubes this year. Gueye has grabbed more offensive rebounds than any player in the Pac-12 with 97 offensive boards. Gueye is averaging 14.2 points per game (11th in Pac-12) and 8.3 rebounds per game (third in Pac-12). Eight times this year, he has grabbed five or more offensive rebounds. Last Sunday against Oregon, Gueye scored 18 points and grabbed 12 rebounds for his fifth double-double in the last seven games. At USC, Feb. 2, Gueye dropped a career-high 31 points. Seventeen times this year Gueye has led the Cougs in rebounding.

BOMBS AWAY

The Cougars aren't afraid to pull the trigger from deep. As a team, WSU makes 8.8 3-point field goals per game, more than any team in the Pac-12 and 10th among major conference programs. Individually, three Cougars are amongst the top-10 shooters in the Conference, led by Jabe Mullins in third with a 42.6% (46-of-108) clip from beyond the arc. Justin Powell follows in fourth place at 41.6% and DJ Rodman is eighth in the Pac-12 with a 39.6% clip. Ten times this season WSU has made 10+ threes. In the Nov. 25th game against Detroit Mercy, the Cougars set a school record with 19 made from beyond the arc. Jabe Mullins led WSU with six made 3-pointers as the Cougs finished 19-of 29 from downtown. The splash show marked the fourth time under Kyle Smith the Cougs have made 15+ from beyond the arc. The Cougars are 7-3 with at least 10 made 3-point field goals.

COUGAR NOTES

DEFENDING THE PERIMETER
In addition to their offensive prowess from beyond the arc, the Cougars are also a top defensive team around the perimeter. WSU is 18th in the country and best in the Conference in three-point field goal defense, limiting opponents to 5.5 made 3-pointers per game. The Cougar backcourt is also quick to run shooters off the line, limiting opponents to 17.4 attempts from deep per game - best in the Pac-12 and third among major conferences. Against Conference opponents, Wazzu is holding teams to 31.4% from 3-point range (5th in Pac-12).

BAMBA BRINGS THE BUSINESS
TJ Bamba, who has nursed a left hand injury since early January, scored a team-high 20 points against Washington Feb. 11. Bamba has emerged as Washington State's leading scorer at 14.5 points per game, 10th in the Pac-12. Bamba has scored in double figures 18 games this season, including four games with 20+ points. Against Boise State, Nov. 12, Bamba scored a career-high 24 points - the first 20-point game of his career. Bamba has also proven to be a formidable force, getting to the free throw line more than any Cougar. The Bronx native has made 82 of his attempts at the charity stripe, tied for eighth in the Pac-12.

WINNING BIG, LOSING SMALL
Nine of the Cougars' 13 victories this season have come by at least 10+ points. Closing out close games is crucial for the Cougs, who lost to Utah, #11 Baylor, UNLV, #11 UCLA, Colorado, and #6 Arizona by a combined 20 points. Washington State's smallest margin of victory came Jan. 14 against Stanford, a 60-59 nailbiter and the smallest margin of victory in the Kyle Smith era (first since Santa Clara Dec. 17, 2016). Seven times this season the Cougars have lost by six points or fewer, including a 1-point defeat to No. 11 UCLA, Dec. 30, the first single-point loss for WSU since an overtime defeat by Colorado, Jan. 8, 2014. The Cougars are 4-7 in two-possession games this season.

RODMAN'S NEW YEAR'S RESOLUTION
Despite missing two games to illness, DJ Rodman has scored in double figures seven times since Christmas, including a season-high 19 points in the Cougs' 1-point loss to No. 11/8 UCLA. The Newport Beach, Calif., native has averaged 11.6 points per game after averaging just 4.6 ppg through his first 12 games. Rodman is shooting 47.7% from 3-point range over that 13-game span (31-of-65). The senior veteran is eighth in the Conference in 3-point shooting with a 39.6% clip (44-of-111).

POWELL'S PERFECT PASSING
Junior transfer Justin Powell has been taking care of the rock all season, with a 2.8 assist-to-turnover ratio. Powell is averaging 2.8 assists per game, 14th in the Pac-12. He is also fourth in the Conference as a 3-point shooter at 41.6% (64-of-154). Twelve times this season Powell has committed zero turnovers. Three times this season Powell has tallied 7+ assists without committing a turnover. When he went a perfect 7.0 against Eastern Washington, Nov. 21, he was the first Coug with at least as many assists and no giveaways since Andrej Jakimovski tallied nine assists without a turnover against Cal, Feb. 18, 2021.

JUSTIN'S DREAM DEBUT
The Kentucky native dished out a career-high 12 assists in his WSU debut against Texas State, Nov. 7, the most assists by a Coug in a season opener since assists became an official stat in the 1985-86 season and the most by a WSU player in any game in 13 years, when Reggie Moore tallied 12 assists against Portland State, Dec. 19, 2009. It's also the first double-double with assists since Malachi Flynn dished out 11 assists to go with 11 points against Arizona, Jan. 31, 2018.

MULLINS MAGIC
After a four-game absence in the early season with minor knee injury, junior transfer Jabe Mullins has returned as one of the country's top 3-point shooters. He sits third in the Pac-12 with a 42.6% (46-of-108) 3-point field goal percentage. Mullins averages 1.92 made 3-point field goals per game, ninth in the Pac-12. Seven times this season he has made 3+ shots from beyond the arc. Against Eastern Washington, Nov. 21, Mullins made eight 3-point field goals - the most made 3s by a Pac-12 player this season and tied for third-most by a high-major player in Division I. The Snoqualmie, Wash., native also rarely misses from the line, having missed just three since arriving at WSU (25-of-28) at 89.3%.

JAK IS BACK
Andrej Jakimovski is finding his form, as the North Macedonian junior returned to the starting lineup after missing the first 10 games of the season with a foot injury. Against Arizona State, Jan. 28, Jakimovski scored a career-high 22 points, leading WSU with his first 20-point game of his career. The North Macedonian has made four or more 3-pointers three times. In the win over Stanford, Jan. 14, Jakimovski scored a then-season-high 17 points to lead the Cougars. The sharp shooter made 5-of-6 from 3-point range, matching a career-high for made field goals from beyond the arc. Jaki became the third Coug this season to make 5+ 3-pointers in a single game.

COUGS CREATING SECOND CHANCES
The Cougars have become a prominent offensive rebounding team, leading to second-chance scoring opportunities. Washington State averages 11.0 offensive rebounds per game, which has led to an average of 11.1 second-chance points per game, compared to just 8.3 second-chance points per game for Cougar opponents. Wazzu leads the Pac-12 Conference in limiting opponents' offensive rebounds, offering up just 8.4 offensive rebounds per game on average.

GETTING TO THE GLASS
Despite the Cougars lack of frontcourt experience, they hold a 2.6 rebounding margin this season (seventh in the Conference) and seven times they have posted a 10+ rebounding margin or better. When WSU faced Northern Kentucky, Dec. 7, the Cougs held the Norse to four first-half rebounds and just 12 rebounds in the game. It marked the fewest rebounds by a Washington State opponent since Dec. 29, 1992 when Princeton pulled in seven rebounds. The last time a WSU opponent was held below 20 rebounds was when Idaho State gathered 16 boards in Kennewick, Wash., Dec. 29, 2012. The Cougars finished with a +29 rebounding margin against Northern Kentucky, the largest margin since Nov. 15, 2008 when WSU went +34 (53-19) on the glass against Mississippi Valley State and only the second time in the last 25 years.

ADRAME ANNOUNCES HIMSELF
Twice this season freshman Adrame Diongue showcased his defensive length with three rejections. Against No. 6 Arizona, Jan. 26, the Senegalese freshman registered three blocked shots, after swatting three attempts away against No. 11 UCLA, Dec. 30. Diongue ranks second on the team behind Gueye with 12 blocked shots and is averaging just shy of one blocked shot per Conference game (0.92).

RODMAN RETURNING VETERAN
As the Cougars' veteran senior, Rodman leads the Cougars and Division-I with 26 charges drawn, more than double any teammate. On the offensive glass, Rodman has pulled in 50 offensive rebounds, second-most behind Gueye, and is second on the team with 5.5 total rebounds per game. The Newport Beach native has scored in double figures seven of his last 13 games, including his second-career double-double with 16 points and 12 rebounds at Arizona State (career-high vs Pac-12 opponent). Unofficially, Rodman leads Division I in charges drawn with 26 charges drawn this season. He is also fourth on the team in steals (18).

TOP-15 TOUGHEST SCHEDULE & TOUGH LUCK
According to the KenPom adjusted strength of schedule, Washington State has played the 15th toughest schedule in the country. WSU is ranked 60th in the Feb. 17th KenPom ratings. According to the KenPom "luck rating," a measure of the deviation between a team's actual winning percentage and what one would expect from its game-by-game efficiencies, the Cougars are the 11th-unluckiest team in Division I this year, sitting at 353 out of 363 ranked programs.

ROSARIO'S RETURN
Junior Carlos Rosario made his return for the Cougars in the season opener versus Texas State. It had been 627 days (Feb. 18, 2021) since Rosario last played for Wazzu, having to medically redshirt his sophomore season after playing just seven games his freshman season due to medical issues. In his return to the court, Rosario scored his first-career field goal and finished with a career-high six points and three rebounds.

QUICK FACTS

THE UNIVERSITY
LOCATION: Pullman, Wash.
AFFILIATION: NCAA Division I
CONFERENCE: Pac-12
ENROLLMENT: 20,286
NICKNAME: Cougars
COLORS: Crimson and Gray
WSU SYSTEM PRESIDENT: Kirk H. Schulz
WSU PULLMAN CHANCELLOR: Elizabeth Chilton
DIRECTOR OF ATHLETICS: Pat Chun
SWA: Anne McCoy
FACULTY ATHLETICS REPRESENTATIVE: Nancy Swanger

COUGAR MEN'S BASKETBALL INFORMATION
HEAD COACH: Kyle Smith, Fourth Season
ASSOCIATE HEAD COACH: Jim Shaw
ASSISTANTS: John Andrzejek, Wayne Hunter
RECRUITING COORDINATOR: Derrick Wrobel
COORD. OF OPERATIONS: Anthony Lorenzo
GRADUATE MANAGER: Steve Frankoski
HOME VENUE: Friel Court at Beasley Coliseum (11,671)

2021-22 RECORD: 22-15
PAC-12 RECORD: 11-9
PAC-12 FINISH: 5th
POSTSEASON: NIT Semifinals
LETTERWINNERS RETURNING/LOST: 5/8
STARTERS RETURNING/LOST: 2/3
NEWCOMERS: 11 (7 freshmen, 3 transfers, 1 redshirt)

ATHLETIC COMMUNICATIONS
ASSOCIATE ATHLETIC DIRECTOR: Bill Stevens
MBB CONTACT: Jim Crawford
E-MAIL: j.crawford@wsu.edu
PHONE: 509-335-0265 (W) | 509-715-9788 (C)
ATHLETIC WEBSITE: www.wsucougars.com

MEDIA AVAILABILITY
Player and coach media availability typically takes place after practice Monday - Wednesday afternoon. Practices at this time take place either at PEB or Beasley. Please contact Jim Crawford early in the week to confirm practice times and availability. Media requests should be made 24 hours in advance.

CREDENTIALS
Credential requests for both home and road games must be made 24 hours prior to game time by emailing Jim Crawford (j.crawford@wsu.edu).

CREDENTIAL PICKUP
Credentials can be picked up on game day at the media entrance (Southeast Tunnel) of Beasley Coliseum.

MEDIA SEATING
Media seating is available in the upper bowl of section 14 on the south side of Beasley Coliseum

PHOTOGRAPHY AREAS
Credentialed photographers are permitted to shoot from the baseline and sidelines. No photographers are allowed in the team bench areas.

POSTGAME PROCEDURE
Head coach Kyle Smith and selected players will be available to the media in the Cougar Lounge after a cooling-off period.

COUGAR NOTES

FREQUENT FLYERS
The Cougars have spent plenty of time in the air this year. WSU has made two separate trips to Texas this year, in addition to a trip to Hawaii. Since the start of the season, WSU has flown over 20,726 aeronautical miles and will finish the Bay Area road trip with over 21,450 miles flown.

INJURY BUG BITES EARLY
The Cougs have been short-handed since the start of the season due to injury. Prior to the season starting, the Cougars announced they will be without junior Dishon Jackson or redshirt freshman Myles Rice. Both are out indefinitely due to medical issues. Rice announced publicly in October he has been diagnosed with Hodgkin's Lymphoma and is undergoing treatment. Jackson did not disclose his medical issue and asked for privacy. WSU was also without Jakimovski (foot) for the first 10 games of the season, before making his return against George Washington, Dec. 22. Junior transfer Jabe Mullins, one of the hottest shooting guards in the country, missed four games with a knee injury. In addition, Bamba, Darling, Diongue, Rodman, and Rosario have each missed at least one game at different times due to illness or injury.

DEEP IN THE HEART OF TEXAS
The Cougars made two trips in Texas this season, falling to Prairie View A&M, Nov. 15, and most recently being defeated by No. 11 Baylor in Dallas, Dec. 18. In addition, WSU opened the season with a win at home over Texas State. It's the most games against Texas universities since the 2015-16 season, when the Cougs hosted Texas Southern, Texas State, and UTEP in Pullman. It's the first time since the 2014-15 season the Cougs played two games in Texas, opening the season at UTEP, Nov. 14, and at TCU, Nov. 17.

CLOSE TO HOME
Two Cougars have played close to home this season as WSU traveled to Prairie View, Nov. 15, just west of Houston where Coach Kyle Smith played high school basketball at Alief Hasting High School. In addition, the Cougs played, Nov. 21, at Spokane Arena against Eastern Washington, just down the road from Central Valley High School where WSU freshman Dylan Darling starred for the Bears as a 1,000-point scorer in the Greater Spokane League.

COUGAR DEBUTS
Largely due to injury, WSU has been forced to play young this year, as nine Cougars have made their WSU debut. In the season opener versus Texas State, seven players made their first Cougar appearance, including four Cougar freshmen (Darling, Diongue, Hamon-Crespin, and Houinsou), two junior transfers (Mullins, Powell), and one redshirt-senior (Olesen). Freshman AJ Rohosy earned his debut against Detroit Mercy, Nov. 25 and senior Jack Wilson entered his first game at Oregon, Dec. 1.

DARLING LEGACY COUG
Darling is a legacy Coug as both of his parents, James and Kim, are WSU graduates. His father played four years on the gridiron for the Cougs and was a first-team All-Pac-10 honoree twice and second-team Sporting News All-American as a senior. He went on to play 10 years in the NFL. Darling made his collegiate debut as the first substitute in the season opener versus Texas State, despite playing only three minutes due to injury. He made his first-career start, Nov. 21 against Eastern Washington, in his hometown of Spokane, Wash.

ABOUT THE 2022-23 COUGARS
WSU returns five letterwinners from last season's team, including two starters in TJ Bamba and Mouhamed Gueye. The Cougars welcome 11 new faces to the roster, including seven freshmen, two junior transfers, one senior transfer, and a returning senior redshirt in Ben Olesen. After losing three starters including All-Pac-12 First Teamer and leading scorer Michael Flowers, the Cougs will look to preseason All-Pac-12 honoree Mouhamed Gueye to lead the way in the paint in 2022-23.

NEW FACES READY TO MAKE AN IMPACT
The Cougs' six freshmen and three transfers are ready to contribute early. Two of the freshmen bring international experience to the Cougs, including Kymany Houinsou from France and Adrame Diongue from Senegal. Incoming transfers Jabe Mullins from Saint Mary's and Justin Powell from Tennessee are expected to be starters or heavy contributors to the Cougar lineup. Mullins saw action in 53 games at SMC, including playing in all 34 contests in 2021-22 off the bench a veteran laden Gaels squad. Powell saw action in 30 games for the Volunteers including playing in his first postseason contest against Longwood in the opening round of the NCAA Tournament.

COUGAR **NOTES**

GUEYE RETURNS WITH PRESEASON HONORS

In October, sophomore Mouhamed Gueye was named to the Pac-12 Preseason All-Conference First Team. A member of the 2021-22 Pac-12 All-Freshman Team, Gueye established himself as an elite rebounding presence during his freshman season, earning five Pac-12 Freshman of the Week honors. The 6-11 forward posted a team-best three double-doubles last year, including his first Pac-12 double-double with 16 points and 11 rebounds against Stanford, Jan. 13. Over the season, Gueye averaged 7.4 points and 5.2 rebounds per game. He also tallied 33 blocks, 4th all-time by a WSU freshman, and pulled in 181 rebounds, 5th all-time by a Coug freshman.

THE KYLE SMITH EFFECT - FAST FACTS ABOUT LAST YEAR'S COUGS

- First 20-win season since 2011 (8th 20-win season since the Pac formed in 1968-69)
- 22 wins ties for the most since 2010-11
- Program record 37 games played
- Back-to-back winning seasons for the first time since 2010-11 and 2011-12
- First winning season in Pac-12 play (11-9) since 2007-08 (13th time since the Pac formed)
- First top-5 finish in Pac-12 play since 2007-08
- First postseason road victory since 1995 (defeated SMU in Dallas in the NIT 2nd Round)
- NIT Semifinalist for the second time
- First win in Salt Lake City over Utah, 77-61 (Jan. 8, 2022) since 1946
- First sweep of the season series against the Utes all-time
- First Cougar team to beat Utah and Colorado in a home weekend sweep (Jan. 2022)
- First sweep the Bay Area Schools on the road (Feb. 2022) since the 1993 season
- First Pac-12 team since 2014-15 to hold multiple conference opponents under 45 points in the same season

WSU LOOKING TO BUILD OFF NIT RUN

The Cougs finished their postseason run in the NIT Semifinals for the second time in six tournament appearances and for the first time since 2011. All time at the NIT the Cougs are 10-6 including going 6-2 in their last two tournaments in 2022 and 2011 (both trips to the semifinals). The Cougs opened the 2022 tournament with an impressive 63-50 win over Santa Clara at home at Beasley Coliseum. In round two the Cougs took down 1-seed SMU, 75-63, in Dallas, handing the Mustangs their first loss at home in 2021-22. In Provo, the Cougs blasted BYU, 77-58, to earn their trip to NYC. The run would end at the Garden with a 72-56 loss to Texas A&M.

FOLLOW THE COUGS ON SOCIAL MEDIA ALL SEASON LONG

Get all the info, photos, and videos a true Coug Fan could want by following the team on Facebook, Twitter, and Instagram (WSUCougarMBB).

0

BEN**OLESEN**

6-0 | SENIOR | GUARD | MILL CREEK, WASH.

2022-23 GAME-BY-GAME STATISTICS

DATE	OPPONENT	GS	MIN	FGM/A	%	3FG/A	%	FTM/A	%	OFF	DEF	TOT	AVG	PF	AST	T/O	BLK	STL	PTS	PPG
11/07/22	TEXAS ST		2	0-1	.000	0-1	.000	0-0	.000	0	0	0	0.0	0	0	0	0	0	0	0.0
11/12/22	VS BOISE ST		DNP (COACH DECISION)																	
11/15/22	AT PRAIRIE VIEW A&M		DNP (COACH DECISION)																	
11/21/22	AT EASTERN WASH		DNP (COACH DECISION)																	
11/25/22	DETROIT MERCY		3	0-1	.000	0-0	.000	0-0	.000	0	0	0	0.0	0	0	0	0	0	0	0.0
12/1/22	AT OREGON		DNP (COACH DECISION)																	
12/4/22	UTAH		DNP (COACH DECISION)																	
12/7/22	NORTHERN KENTUCKY		DNP (COACH DECISION)																	
12/10/22	VS UNLV		DNP (COACH DECISION)																	
12/18/22	VS BAYLOR		DNP (COACH DECISION)																	
12/22/22	GEORGE WASH.		DNP (COACH DECISION)																	
12/23/22	AT HAWAI'I		DNP (COACH DECISION)																	
12/25/22	VS UTAH STATE		DNP (COACH DECISION)																	
12/30/22	UCLA		DNP (COACH DECISION)																	
1/1/23	USC		DNP (COACH DECISION)																	
1/5/23	AT ARIZONA ST		DNP (COACH DECISION)																	
1/7/23	AT ARIZONA		DNP (COACH DECISION)																	
1/11/23	CALIFORNIA		2	0-2	.000	0-2	.000	0-0	.000	0	0	0	0.0	2	0	0	0	0	0	0.0
1/14/23	STANFORD		DNP (COACH DECISION)																	
1/19/23	AT UTAH		DNP (COACH DECISION)																	
1/22/23	AT COLORADO		DNP (COACH DECISION)																	
1/26/23	ARIZONA		DNP (COACH DECISION)																	
1/28/23	ARIZONA ST		DNP (COACH DECISION)																	
2/2/23	AT USC		DNP (COACH DECISION)																	
2/4/23	AT UCLA		1	0-0	.000	0-0	.000	0-0	.000	0	0	0	0.0	0	0	0	0	0	0	0.0
2/11/23	WASHINGTON		DNP (COACH DECISION)																	
2/16/23	OREGON ST		0	0-0	.000	0-0	.000	0-0	.000	0	1	1	0.2	0	0	0	0	0	0	0.0
2/19/23	OREGON		DNP (COACH DECISION)																	
2/23/23	AT STANFORD																			
2/25/23	AT CALIFORNIA																			
3/2/23	AT WASHINGTON																			
3/8/23	PAC-12 TOURNAMENT																			
TOTAL			**8**	**0-4**	**.000**	**0-3**	**.000**	**0-0**	**.000**	**0**	**1**	**1**	**0.2**	**2**	**0**	**0**	**0**	**0**	**0**	**0.0**

CAREER/SEASON HIGHS

Minutes	
Career	3 vs Detroit Mercy, 11/25/22
Season	3 vs Detroit Mercy, 11/25/22
Pac-12	1 at UCLA, 2/4/23
Points	
Career	-
Season	-
Pac-12	-
Field Goals Made	
Career	-
Season	-
Pac-12	-
Field Goal Attempts	
Career	2 vs California, 1/11/23
Season	2 vs California, 1/11/23
Pac-12	2 vs California, 1/11/23
3-Pt Field Goals Made	
Career	-
Season	-
Pac-12	-
3-Pt Field Goal Attempts	
Career	2 vs California, 1/11/23
Season	2 vs California, 1/11/23
Pac-12	2 vs California, 1/11/23
Free Throws Made	
Career	-
Season	-
Pac-12	-
Free Throws Attempted	
Career	-
Season	-
Pac-12	-
Rebounds	
Career	1 vs Oregon State, 2/16/23
Season	1 vs Oregon State, 2/16/23
Pac-12	1 vs Oregon State, 2/16/23
Assists	
Career	-
Season	-
Pac-12	-
Blocks	
Career	-
Season	-
Pac-12	-
Steals	
Career	-
Season	-
Pac-12	-

Most Recent Occurrences Noted

MISC. STATS

Category	Season	Career
Double-Figure Scoring	0	0
Double-Figure Rebounding	0	0
Double-Doubles	0	0
Triple-Doubles	0	0
Led WSU in Scoring	0	0
Led WSU in Rebounding	0	0
20+ Point Games	0	0
30+ Point Games	0	0

CAREER STATS

YEAR	GP	GS	MIN	AVG	FG	FGA	PCT	3FG	3FGA	3PCT	FT	FTA	PCT	OFF	DEF	TOT	AVG	PF	FO	AST	A/G	TO	BLK	STL	PTS	AVG
2022-23	5	0	8	1.6	0	4	.000	0	3	.000	0	0	.000	0	1	1	0.2	2	0	0	0.0	0	0	0	0	0.0
TOTAL	5	0	8	1.6	0	4	.000	0	3	.000	0	0	.000	0	1	1	0.2	2	0	0	0.0	0	0	0	0	0.0

3

JABE**MULLINS**

6-6 | JUNIOR | GUARD | SNOQUALMIE, WASH.

2022-23 GAME-BY-GAME STATISTICS

DATE	OPPONENT	GS	MIN	FGM/A	%	3FG/A	%	FTM/A	%	OFF	DEF	TOT	AVG	PF	AST	T/O	BLK	STL	PTS	PPG
11/07/22	TEXAS ST	*	34	3-5	.600	1-2	.500	6-6	1.000	2	1	3	3.0	2	1	1	0	0	13	13.0
11/12/22	VS BOISE ST	*	32	2-9	.222	1-5	.200	0-1	.000	0	3	3	3.0	1	0	1	0	0	5	9.0
11/15/22	AT PRAIRIE VIEW A&M	*	32	2-7	.286	1-4	.250	2-2	1.000	1	2	3	3.0	1	2	3	0	1	7	8.3
11/21/22	AT EASTERN WASH	*	33	8-15	.533	8-11	.727	0-0	.000	0	7	7	4.0	0	1	1	0	0	24	12.3
11/25/22	DETROIT MERCY	*	32	7-10	.700	6-8	.750	2-2	1.000	0	1	1	3.4	4	3	2	0	1	22	14.2
12/1/22	AT OREGON			DNP (KNEE)																
12/4/22	UTAH			DNP (KNEE)																
12/7/22	NORTHERN KENTUCKY			DNP (KNEE)																
12/10/22	VS UNLV			DNP (KNEE)																
12/18/22	VS BAYLOR		29	5-11	.455	3-8	.375	3-3	1.000	0	1	1	3.0	2	0	2	0	0	16	14.5
12/22/22	GEORGE WASH.		23	3-6	.500	2-4	.500	0-0	.000	0	2	2	2.9	0	4	1	0	1	8	13.6
12/23/22	AT HAWAI'I		20	3-8	.375	1-4	.250	0-0	.000	0	2	2	2.8	1	0	2	1	0	7	12.8
12/25/22	VS UTAH STATE		9	0-3	.000	0-2	.000	0-0	.000	0	1	1	2.6	2	0	1	0	0	0	11.3
12/30/22	UCLA		29	4-9	.444	3-7	.429	0-0	.000	0	2	2	2.5	1	3	0	0	0	11	11.3
1/1/23	USC		22	6-8	.750	4-6	.667	0-0	.000	0	3	3	2.5	2	1	0	0	1	16	11.7
1/5/23	AT ARIZONA ST		24	7-12	.583	5-9	.556	0-0	.000	0	1	1	2.4	1	0	2	0	1	19	12.3
1/7/23	AT ARIZONA		27	3-6	.500	3-4	.750	4-4	1.000	0	2	2	2.4	2	3	0	0	0	13	12.4
1/11/23	CALIFORNIA		27	2-5	.400	1-3	.333	0-0	.000	0	5	5	2.6	0	3	1	0	2	5	11.9
1/14/23	STANFORD		21	1-4	.250	0-3	.000	0-0	.000	0	1	1	2.5	1	1	1	0	0	2	11.2
1/19/23	AT UTAH		26	5-10	.500	1-3	.333	0-0	.000	0	4	4	2.6	1	2	0	0	0	11	11.2
1/22/23	AT COLORADO		26	2-5	.400	0-2	.000	3-3	1.000	0	1	1	2.5	1	0	1	0	0	7	10.9
1/26/23	ARIZONA		14	0-4	.000	0-3	.000	0-0	.000	0	0	0	2.3	0	1	1	0	2	0	10.3
1/28/23	ARIZONA ST		14	1-2	.500	1-2	.500	0-0	.000	0	3	3	2.4	1	1	1	0	0	3	9.9
2/2/23	AT USC	*	24	0-3	.000	0-3	.000	2-2	1.000	0	0	0	2.3	2	5	1	0	0	2	9.6
2/4/23	AT UCLA	*	29	1-7	.143	1-6	.167	2-2	1.000	0	4	4	2.3	1	2	1	0	0	5	9.3
2/11/23	WASHINGTON		23	2-5	.400	2-4	.500	0-1	.000	0	3	3	2.4	0	3	2	0	1	6	9.2
2/16/23	OREGON ST		15	1-2	.500	1-2	.500	0-0	.000	0	1	1	2.3	0	1	0	0	0	3	8.9
2/19/23	OREGON		22	3-5	.600	1-3	.333	1-2	.500	0	1	1	2.3	1	4	0	0	3	8	8.9
2/23/23	AT STANFORD																			
2/25/23	AT CALIFORNIA																			
3/2/23	AT WASHINGTON																			
3/8/23	PAC-12 TOURNAMENT																			
TOTAL		**7**	**587**	**71-161**	**.441**	**46-108**	**.426**	**25-28**	**.893**	**3**	**51**	**54**	**2.3**	**27**	**42**	**25**	**1**	**13**	**213**	**8.9**

CAREER/SEASON HIGHS

Minutes
Career — 34 vs Texas State, 11/07/22
Season — 34 vs Texas State, 11/07/22
Pac-12 — 29 (twice) at UCLA, 2/4/23

Points
Career — 24 at Eastern Washington, 11/21/22
Season — 24 at Eastern Washington, 11/21/22
Pac-12 — 19 at Arizona State, 1/5/23

Field Goals Made
Career — 8 at Eastern Washington, 11/21/22
Season — 8 at Eastern Washington, 11/21/22
Pac-12 — 7 at Arizona State, 1/5/23

Field Goal Attempts
Career — 15 at Eastern Washington, 11/21/22
Season — 15 at Eastern Washington, 11/21/22
Pac-12 — 12 at Arizona State, 1/5/23

3-Pt Field Goals Made
Career — 8 at Eastern Washington, 11/21/22
Season — 8 at Eastern Washington, 11/21/22
Pac-12 — 5 at Arizona State, 1/5/23

3-Pt Field Goal Attempts
Career — 11 at Eastern Washington, 11/21/22
Season — 11 at Eastern Washington, 11/21/22
Pac-12 — 9 at Arizona State, 1/5/23

Free Throws Made
Career — 6 vs Texas State, 11/07/22
Season — 6 vs Texas State, 11/07/22
Pac-12 — 4 at Arizona, 1/7/23

Free Throws Attempted
Career — 6 vs Texas State, 11/07/22
Season — 6 vs Texas State, 11/07/22
Pac-12 — 4 at Arizona, 1/7/23

Rebounds
Career — 9 vs Sacramento State, 12/30/20
Season — 7 at Eastern Washington, 11/21/22
Pac-12 — 5 vs California, 1/11/23

Assists
Career — 5 at Southern California, 2/2/23
Season — 5 at Southern California, 2/2/23
Pac-12 — 5 at Southern California, 2/2/23

Blocks
Career — 1 (five times) at Hawaii, 12/23/22
Season — 1 at Hawaii, 12/23/22
Pac-12 — -

Steals
Career — 3 vs Oregon, 2/19/23
Season — 3 vs Oregon, 2/19/23
Pac-12 — 3 vs Oregon, 2/19/23

Most Recent Occurrences Noted

MISC. STATS

Category	Season	Career
Double-Figure Scoring	8	12
Double-Figure Rebounding	0	0
Double-Doubles	0	0
Triple-Doubles	0	0
Led WSU in Scoring	5	5
Led WSU in Rebounding	0	0
20+ Point Games	2	2
30+ Point Games	0	0

CAREER STATS

YEAR	GP	GS	MIN	AVG	FG	FGA	PCT	3FG	3FGA	3PCT	FT	FTA	PCT	OFF	DEF	TOT	AVG	PF	FO	AST	A/G	TO	BLK	STL	PTS	AVG
2020-21 *@SMC*	19	11	306	16.1	19	67	.284	10	38	.263	10	12	.833	6	30	36	1.9	16	0	13	0.7	15	2	10	58	3.1
2021-22 *@SMC*	34	0	328	9.6	34	83	.410	22	59	.373	8	12	.667	10	25	35	1.0	18	0	11	0.3	7	2	9	98	2.9
2022-23	24	7	587	24.5	71	161	.441	46	108	.426	25	28	.893	3	51	54	2.3	27	0	42	1.8	25	1	13	213	8.9
WSU TOTAL	**24**	**7**	**587**	**24.5**	**71**	**161**	**.441**	**46**	**108**	**.426**	**25**	**28**	**.893**	**3**	**51**	**54**	**2.3**	**27**	**0**	**42**	**1.8**	**25**	**1**	**13**	**213**	**8.9**
CAREER	77	18	1221	15.9	124	311	.399	78	204	.382	43	52	.827	19	106	125	1.6	61	0	65	0.8	47	5	31	369	4.8



5

TJ**BAMBA**

6-5 | JUNIOR | GUARD | BRONX, N.Y.

2022-23 GAME-BY-GAME STATISTICS

DATE	OPPONENT	GS	MIN	FGM/A	%	3FG/A	%	FTM/A	%	OFF	DEF	TOT	AVG	PF	AST	T/O	BLK	STL	PTS	PPG
11/07/22	TEXAS ST	*	22	3-7	.429	0-2	.000	2-5	.400	2	2	4	4.0	4	1	2	1	2	8	8.0
11/12/22	VS BOISE ST	*	38	9-16	.563	4-7	.571	2-4	.500	2	5	7	5.5	3	0	4	1	1	24	16.0
11/15/22	AT PRAIRIE VIEW A&M	*	34	4-7	.571	3-6	.500	5-6	.833	0	5	5	5.3	3	1	1	0	0	16	16.0
11/21/22	AT EASTERN WASH	*	31	6-13	.462	2-3	.667	0-1	.000	1	3	4	5.0	2	4	0	0	2	14	15.5
11/25/22	DETROIT MERCY	*	23	5-8	.625	4-5	.800	4-4	1.000	0	1	1	4.2	3	2	1	0	0	18	16.0
12/1/22	AT OREGON	*	34	5-13	.385	0-1	.000	4-5	.800	1	3	4	4.2	3	1	1	0	1	14	15.7
12/4/22	UTAH	*	36	6-18	.333	1-6	.167	1-5	.200	3	5	8	4.7	5	1	1	0	0	14	15.4
12/7/22	NORTHERN KENTUCKY	*	31	8-12	.667	2-5	.400	4-5	.800	0	3	3	4.5	2	1	2	1	1	22	16.3
12/10/22	VS UNLV	*	32	7-11	.636	4-6	.667	2-4	.500	1	3	4	4.4	5	2	4	0	0	20	16.7
12/18/22	VS BAYLOR	*	26	5-15	.333	1-6	.167	3-3	1.000	1	2	3	4.3	4	1	4	0	1	14	16.4
12/22/22	GEORGE WASH.	*	36	5-11	.455	2-5	.400	5-7	.714	1	6	7	4.5	2	2	2	0	1	17	16.5
12/23/22	AT HAWAI'I	*	38	6-18	.333	1-3	.333	6-6	1.000	1	3	4	4.5	3	0	0	0	0	19	16.7
12/25/22	VS UTAH STATE	*	37	4-12	.333	1-5	.200	10-12	.833	1	2	3	4.4	2	4	1	0	2	19	16.8
12/30/22	UCLA	*	36	2-9	.222	1-3	.333	0-0	.000	1	3	4	4.4	3	2	3	0	1	5	16.0
1/1/23	USC	*	23	5-11	.455	1-5	.200	3-6	.500	2	4	6	4.5	3	0	2	0	0	14	15.9
1/5/23	AT ARIZONA ST	*	30	4-10	.400	0-4	.000	1-1	1.000	0	1	1	4.3	5	4	3	0	1	9	15.4
1/7/23	AT ARIZONA	*	33	3-11	.273	1-5	.200	2-4	.500	1	1	2	4.1	1	3	1	1	0	9	15.1
1/11/23	CALIFORNIA		DNP (HAND)																	
1/14/23	STANFORD		DNP (HAND)																	
1/19/23	AT UTAH		DNP (HAND)																	
1/22/23	AT COLORADO	*	31	8-18	.444	0-3	.000	2-5	.400	0	1	1	3.9	2	2	1	0	2	18	15.2
1/26/23	ARIZONA	*	23	2-7	.286	1-3	.333	4-6	.667	0	3	3	3.9	3	0	5	0	0	9	14.9
1/28/23	ARIZONA ST	*	27	2-11	.182	1-7	.143	3-3	1.000	0	3	3	3.9	2	0	1	0	1	8	14.6
2/2/23	AT USC	*	32	2-10	.200	1-5	.200	2-2	1.000	0	3	3	3.8	3	3	2	0	0	7	14.2
2/4/23	AT UCLA	*	34	6-11	.545	2-6	.333	5-6	.833	2	3	5	3.9	1	0	2	0	2	19	14.4
2/11/23	WASHINGTON	*	39	5-14	.357	2-5	.400	8-10	.800	2	5	7	4.0	3	2	1	1	1	20	14.7
2/16/23	OREGON ST	*	29	4-9	.444	2-2	1.000	4-4	1.000	0	1	1	3.9	3	2	3	0	1	14	14.6
2/19/23	OREGON	*	34	5-17	.294	1-6	.167	0-0	.000	0	4	4	3.9	4	2	1	1	2	11	14.5
2/23/23	AT STANFORD																			
2/25/23	AT CALIFORNIA																			
3/2/23	AT WASHINGTON																			
3/8/23	PAC-12 TOURNAMENT																			
TOTAL		**25**	**789**	**121-299**	**.405**	**38-114**	**.333**	**82-114**	**.719**	**22**	**75**	**97**	**3.9**	**74**	**40**	**47**	**6**	**22**	**362**	**14.5**

CAREER/SEASON HIGHS

Minutes
Career — 39 vs Washington, 2/11/23
Season — 39 vs Washington, 2/11/23
Pac-12 — 39 vs Washington, 2/11/23

Points
Career — 24 vs Boise State, 11/12/22
Season — 24 vs Boise State, 11/12/22
Pac-12 — 20 vs Washington, 2/11/23

Field Goals Made
Career — 9 vs Boise State, 11/12/22
Season — 9 vs Boise State, 11/12/22
Pac-12 — 8 at Colorado, 1/22/23

Field Goal Attempts
Career — 18 (three times) at Colorado, 1/22/23
Season — 18 (three times) at Colorado, 1/22/23
Pac-12 — 18 (twice) at Colorado, 1/22/23

3-Pt Field Goals Made
Career — 4 (three times) vs UNLV, 12/10/22
Season — 4 (three times) vs UNLV, 12/10/22
Pac-12 — 3 (four times) vs Oregon State, 3/3/22

3-Pt Field Goal Attempts
Career — 8 vs SDSU, 12/11/21
Season — 7 (twice) vs Arizona State, 1/28/23
Pac-12 — 7 vs Arizona State, 1/28/23

Free Throws Made
Career — 10 vs Utah State, 12/25/22
Season — 10 vs Utah State, 12/25/22
Pac-12 — 8 vs Washington, 2/11/23

Free Throws Attempted
Career — 12 vs Utah State, 12/25/22
Season — 12 vs Utah State, 12/25/22
Pac-12 — 10 vs Washington, 2/11/23

Rebounds
Career — 9 vs Seattle U, 11/12/21
Season — 7 (three times) vs Washington, 2/11/23
Pac-12 — 8 (twice) vs Utah, 12/4/22

Assists
Career — 4 (three times) at Arizona State, 1/5/23
Season — 4 (three times) at Arizona State, 1/5/23
Pac-12 — 4 at Arizona State, 1/5/23

Blocks
Career — 2 vs San Diego State, 12/11/21
Season — 1 (six times) vs Oregon, 2/19/23
Pac-12 — 1 (seven times) vs Oregon, 2/19/23

Steals
Career — 3 (four times) vs Stanford, 1/13/22
Season — 2 (six times) vs Oregon, 2/19/23
Pac-12 — 3 (twice) vs Stanford, 1/13/22

Most Recent Occurrences Noted

MISC. STATS

Category	Season	Career
Double-Figure Scoring	18	35
Double-Figure Rebounding	0	0
Double-Doubles	0	0
Triple-Doubles	0	0
Led WSU in Scoring	8	10
Led WSU in Rebounding	2	6
20+ Point Games	4	4
30+ Point Games	0	0

CAREER STATS

YEAR	GP	GS	MIN	AVG	FG	FGA	PCT	3FG	3FGA	3PCT	FT	FTA	PCT	OFF	DEF	TOT	AVG	PF	FO	AST	A/G	TO	BLK	STL	PTS	AVG
2020-21	23	4	314	13.7	34	70	.486	12	20	.600	17	23	.739	8	29	37	1.6	36	0	14	0.6	31	2	10	97	4.2
2021-22	32	16	670	20.9	78	203	.384	32	89	.360	58	74	.784	36	74	110	3.4	68	1	21	0.7	34	9	25	246	7.7
2022-23	25	25	789	31.6	121	299	.405	38	114	.333	82	114	.719	22	75	97	3.9	74	3	40	1.6	47	6	22	362	14.5
TOTAL	80	45	1773	22.2	233	572	.407	82	223	.368	157	211	.744	66	178	244	3.0	178	4	75	0.9	112	17	57	705	8.8

11

DJ**RODMAN**

6-6 | SENIOR | FORWARD | NEWPORT BEACH, CALIF.

2022-23 GAME-BY-GAME STATISTICS

DATE	OPPONENT	GS	MIN	FGM/A	%	3FG/A	%	FTM/A	%	OFF	DEF	TOT	AVG	PF	AST	T/O	BLK	STL	PTS	PPG
11/07/22	TEXAS ST	*	29	5-9	.556	4-7	.571	2-4	.500	0	3	3	3.0	4	1	2	1	0	16	16.0
11/12/22	VS BOISE ST	*	34	2-9	.222	0-5	.000	0-0	.000	5	9	14	8.5	4	1	2	0	1	4	10.0
11/15/22	AT PRAIRIE VIEW A&M		DNP (ILLNESS)																	
11/21/22	AT EASTERN WASH		21	1-5	.200	0-4	.000	0-1	.000	0	2	2	6.3	3	1	0	1	0	2	7.3
11/25/22	DETROIT MERCY	*	27	4-7	.571	1-3	.333	0-0	.000	1	3	4	5.8	2	1	0	0	3	9	7.8
12/1/22	AT OREGON	*	37	2-7	.286	1-5	.200	0-0	.000	0	4	4	5.4	1	0	1	0	2	5	7.2
12/4/22	UTAH	*	38	0-7	.000	0-4	.000	5-6	.833	3	5	8	5.8	2	0	0	1	3	5	6.8
12/7/22	NORTHERN KENTUCKY	*	24	3-5	.600	1-3	.333	0-0	.000	5	1	6	5.9	1	1	2	1	0	7	6.9
12/10/22	VS UNLV	*	34	6-10	.600	2-5	.400	0-0	.000	1	4	5	5.8	0	2	0	0	1	14	7.8
12/18/22	VS BAYLOR	*	40	2-4	.500	2-3	.667	0-0	.000	2	5	7	5.9	4	2	1	1	2	6	7.6
12/22/22	GEORGE WASH.	*	33	1-8	.125	1-6	.167	0-0	.000	4	4	8	6.1	2	4	0	0	2	3	7.1
12/23/22	AT HAWAI'I	*	23	1-4	.250	1-2	.500	2-3	.667	1	1	2	5.7	1	0	2	0	0	5	6.9
12/25/22	VS UTAH STATE	*	20	2-3	.667	0-1	.000	2-3	.667	0	1	1	5.3	2	1	1	0	0	6	6.8
12/30/22	UCLA	*	31	7-10	.700	2-3	.667	3-3	1.000	2	3	5	5.3	4	1	2	1	0	19	7.8
1/1/23	USC	*	33	3-7	.429	3-6	.500	7-8	.875	1	3	4	5.2	0	1	1	0	0	16	8.4
1/5/23	AT ARIZONA ST	*	35	6-12	.500	4-8	.500	0-1	.000	4	8	12	5.7	1	1	0	0	0	16	8.9
1/7/23	AT ARIZONA	*	30	4-9	.444	3-7	.429	0-0	.000	2	3	5	5.6	4	0	0	1	0	11	9.0
1/11/23	CALIFORNIA	*	31	4-8	.500	4-5	.800	2-4	.500	2	4	6	5.6	0	2	2	0	1	14	9.3
1/14/23	STANFORD	*	31	5-8	.625	4-7	.571	1-1	1.000	1	3	4	5.6	3	2	1	0	1	15	9.6
1/19/23	AT UTAH	*	33	2-7	.286	2-5	.400	3-3	1.000	3	5	8	5.7	2	2	1	0	0	9	9.6
1/22/23	AT COLORADO	*	27	2-7	.286	1-4	.250	3-4	.750	1	3	4	5.6	2	1	1	0	0	8	9.5
1/26/23	ARIZONA	*	31	1-1	1.000	1-1	1.000	6-6	1.000	0	3	3	5.5	1	0	1	0	2	9	9.5
1/28/23	ARIZONA ST	*	24	1-7	.143	0-2	.000	1-1	1.000	3	3	6	5.5	0	2	0	0	0	3	9.2
2/2/23	AT USC		DNP (ILLNESS)																	
2/4/23	AT UCLA		DNP (ILLNESS)																	
2/11/23	WASHINGTON	*	35	1-8	.125	0-3	.000	2-2	1.000	7	2	9	5.7	3	3	0	0	0	4	9.0
2/16/23	OREGON ST	*	35	7-12	.583	4-7	.571	0-1	.000	1	3	4	5.6	2	1	2	0	0	18	9.3
2/19/23	OREGON	*	36	3-7	.429	3-5	.600	0-0	.000	1	2	3	5.5	1	0	1	0	0	9	9.3
2/23/23	AT STANFORD																			
2/25/23	AT CALIFORNIA																			
3/2/23	AT WASHINGTON																			
3/8/23	PAC-12 TOURNAMENT																			
TOTAL		**24**	**772**	**75-181**	**.414**	**44-111**	**.396**	**39-51**	**.765**	**50**	**87**	**137**	**5.5**	**49**	**30**	**23**	**7**	**18**	**233**	**9.3**

CAREER/SEASON HIGHS

Minutes
Career — 41 vs Stanford, 2/20/21
Season — 40 vs Baylor, 12/18/22
Pac-12 — 41 vs Stanford, 2/20/21

Points
Career — 21 vs Northern Colorado, 12/18/21
Season — 19 vs UCLA, 12/30/22
Pac-12 — 19 vs UCLA, 12/30/22

Field Goals Made
Career — 7 (three times) vs Oregon State, 2/16/23
Season — 7 (twice) vs Oregon State, 2/16/23
Pac-12 — 7 (twice) vs Oregon State, 2/16/23

Field Goal Attempts
Career — 13 vs Northern Colorado, 12/18/21
Season — 12 (twice) vs Oregon State, 2/16/23
Pac-12 — 12 (twice) vs Oregon State, 2/16/23

3-Pt Field Goals Made
Career — 6 vs Northern Colorado, 12/18/21
Season — 4 (five times) vs Oregon State, 2/16/23
Pac-12 — 4 (five times) vs Oregon State, 2/16/23

3-Pt Field Goal Attempts
Career — 11 vs Northern Colorado, 12/18/21
Season — 8 at Arizona State, 1/5/23
Pac-12 — 8 at Arizona State, 1/5/23

Free Throws Made
Career — 7 vs USC, 1/1/23
Season — 7 vs USC, 1/1/23
Pac-12 — 7 vs USC, 1/1/23

Free Throws Attempted
Career — 8 vs USC, 1/1/23
Season — 8 vs USC, 1/1/23
Pac-12 — 8 vs USC, 1/1/23

Rebounds
Career — 14 vs Boise State, 11/12/22
Season — 14 vs Boise State, 11/12/22
Pac-12 — 12 at Arizona State, 1/5/23

Assists
Career — 5 at Idaho, 11/18/21
Season — 4 vs George Washington, 12/22/22
Pac-12 — 4 vs Washington, 2/23/22

Blocks
Career — 2 vs Colorado, 1/30/22
Season — 1 (seven times) at Arizona, 1/7/23
Pac-12 — 2 vs Colorado, 1/30/22

Steals
Career — 3 (twice) vs Utah, 12/4/22
Season — 3 (twice) vs Utah, 12/4/22
Pac-12 — 3 vs Utah, 12/4/22

Most Recent Occurrences Noted

MISC. STATS

Category	Season	Career
Double-Figure Scoring	9	17
Double-Figure Rebounding	2	3
Double-Doubles	1	2
Triple-Doubles	0	0
Led WSU in Scoring	3	4
Led WSU in Rebounding	4	7
20+ Point Games	0	1
30+ Point Games	0	0

CAREER STATS

YEAR	GP	GS	MIN	AVG	FG	FGA	PCT	3FG	3FGA	3PCT	FT	FTA	PCT	OFF	DEF	TOT	AVG	PF	FO	AST	A/G	TO	BLK	STL	PTS	AVG
2019-20	26	0	310	11.9	14	51	.275	10	35	.286	6	10	.600	18	32	50	1.9	22	0	7	0.3	8	0	5	44	1.7
2020-21	19	10	443	23.3	39	97	.402	23	56	.411	15	20	.750	28	42	70	3.7	33	0	17	0.9	15	2	7	116	6.1
2021-22	35	2	683	19.5	50	119	.420	19	68	.279	29	36	.806	56	88	144	4.1	49	1	32	0.9	21	7	13	148	4.2
2022-23	25	24	772	30.9	75	181	.414	44	111	.396	39	51	.765	50	87	137	5.5	49	0	30	1.2	23	7	18	233	9.3
TOTAL	105	36	2203	21.0	178	447	.398	96	269	.357	89	117	.761	152	249	401	3.8	153	1	86	0.8	67	16	43	541	5.2

13

CARLOS**ROSARIO**

6-7 | JUNIOR | FORWARD | SANTO DOMINGO, DOMINICAN REPUBLIC

2022-23 GAME-BY-GAME STATISTICS

DATE	OPPONENT	GS	MIN	FGM/A	%	3FG/A	%	FTM/A	%	OFF	DEF	TOT	AVG	PF	AST	T/O	BLK	STL	PTS	PPG
11/07/22	TEXAS ST		13	2-3	.667	0-0	.000	2-3	.667	1	2	3	3.0	4	1	0	1	2	6	6.0
11/12/22	VS BOISE ST		12	1-4	.250	0-2	.000	2-2	1.000	0	3	3	3.0	2	1	0	1	0	4	5.0
11/15/22	AT PRAIRIE VIEW A&M		18	1-6	.167	1-4	.250	1-3	.333	2	3	5	3.7	1	0	2	0	0	4	4.7
11/21/22	AT EASTERN WASH		4	1-1	1.000	0-0	.000	0-0	.000	0	1	1	3.0	1	0	0	0	0	2	4.0
11/25/22	DETROIT MERCY		DNP (ILLNESS)																	
12/1/22	AT OREGON		10	1-1	1.000	0-0	.000	0-0	.000	0	1	1	2.6	0	0	3	1	0	2	3.6
12/4/22	UTAH		4	0-0	.000	0-0	.000	0-0	.000	0	0	0	2.2	0	0	0	0	0	0	3.0
12/7/22	NORTHERN KENTUCKY		13	1-3	.333	0-2	.000	0-1	.000	1	2	3	2.3	3	0	1	0	1	2	2.9
12/10/22	VS UNLV		13	2-2	1.000	1-1	1.000	0-0	.000	0	2	2	2.3	2	0	2	0	0	5	3.1
12/18/22	VS BAYLOR		3	0-1	.000	0-1	.000	0-1	.000	0	0	0	2.0	1	0	0	0	0	0	2.8
12/22/22	GEORGE WASH.		5	1-2	.500	0-0	.000	1-2	.500	0	0	0	1.8	1	0	0	0	0	3	2.8
12/23/22	AT HAWAI'I		10	0-0	.000	0-0	.000	0-0	.000	1	0	1	1.7	1	1	0	0	0	0	2.5
12/25/22	VS UTAH STATE		22	3-4	.750	1-1	1.000	0-0	.000	1	2	3	1.8	1	0	0	0	0	7	2.9
12/30/22	UCLA		0	0-0	.000	0-0	.000	0-0	.000	0	0	0	1.7	0	0	0	0	0	0	2.7
1/1/23	USC		DNP (COACH DECISION)																	
1/5/23	AT ARIZONA ST		10	0-0	.000	0-0	.000	0-0	.000	0	0	0	1.6	1	1	0	0	1	0	2.5
1/7/23	AT ARIZONA		DNP (COACH DECISION)																	
1/11/23	CALIFORNIA		5	0-1	.000	0-0	.000	0-0	.000	2	0	2	1.6	1	0	2	0	0	0	2.3
1/14/23	STANFORD		13	1-3	.333	0-1	.000	2-2	1.000	1	1	2	1.6	4	0	0	0	1	4	2.4
1/19/23	AT UTAH		10	0-0	.000	0-0	.000	1-2	.500	0	0	0	1.5	2	1	1	0	0	1	2.4
1/22/23	AT COLORADO		DNP (COACH DECISION)																	
1/26/23	ARIZONA		DNP (COACH DECISION)																	
1/28/23	ARIZONA ST		DNP (COACH DECISION)																	
2/2/23	AT USC		20	2-5	.400	1-2	.500	1-2	.500	2	2	4	1.7	5	1	0	0	0	6	2.6
2/4/23	AT UCLA		17	0-2	.000	0-0	.000	0-0	.000	0	2	2	1.7	1	0	2	1	0	0	2.4
2/11/23	WASHINGTON		DNP (COACH DECISION)																	
2/16/23	OREGON ST		1	0-1	.000	0-1	.000	0-1	.000	0	0	0	1.6	0	0	0	0	0	0	2.3
2/19/23	OREGON		DNP (COACH DECISION)																	
2/23/23	AT STANFORD																			
2/25/23	AT CALIFORNIA																			
3/2/23	AT WASHINGTON																			
3/8/23	PAC-12 TOURNAMENT																			
TOTAL			**203**	**16-39**	**.410**	**4-15**	**.267**	**10-19**	**.526**	**11**	**21**	**32**	**1.6**	**31**	**6**	**13**	**4**	**5**	**46**	**2.3**

CAREER/SEASON HIGHS

Minutes
Career — 22 vs Utah State, 12/25/22
Season — 22 vs Utah State, 12/25/22
Pac-12 — 22 at Southern California, 2/2/23

Points
Career — 7 vs Utah State, 12/25/22
Season — 7 vs Utah State, 12/25/22
Pac-12 — 6 at Southern California, 2/2/23

Field Goals Made
Career — 3 vs Utah State, 12/25/22
Season — 3 vs Utah State, 12/25/22
Pac-12 — 2 at Southern California, 2/2/23

Field Goal Attempts
Career — 6 at Prairie View A&M, 11/15/22
Season — 6 at Prairie View A&M, 11/15/22
Pac-12 — 5 at Southern California, 2/2/23

3-Pt Field Goals Made
Career — 1 (four times) at Southern California, 2/2/23
Season — 1 (four times) at Southern California, 2/2/23
Pac-12 — 1 at Southern California, 2/2/23

3-Pt Field Goal Attempts
Career — 4 at Prairie View A&M, 11/15/22
Season — 4 at Prairie View A&M, 11/15/22
Pac-12 — 2 at Southern California, 2/2/23

Free Throws Made
Career — 2 (four times) vs Stanford, 1/14/23
Season — 2 (three times) vs Stanford, 1/14/23
Pac-12 — 2 (twice) vs Stanford, 1/14/23

Free Throws Attempted
Career — 3 (twice) at Prairie View A&M, 11/15/22
Season — 3 (twice) at Prairie View A&M, 11/15/22
Pac-12 — 2 (five times) at Southern California, 2/2/23

Rebounds
Career — 5 at Prairie View A&M, 11/15/22
Season — 5 at Prairie View A&M, 11/15/22
Pac-12 — 4 at Southern California, 2/2/23

Assists
Career — 1 (six times) at Southern California, 2/2/23
Season — 1 (six times) at Southern California, 2/2/23
Pac-12 — 1 (three times) at Southern California, 2/2/23

Blocks
Career — 1 (four times) at UCLA, 2/4/23
Season — 1 (four times) at UCLA, 2/4/23
Pac-12 — 1 (twice) at UCLA, 2/4/23

Steals
Career — 2 vs Texas State, 11/07/22
Season — 2 vs Texas State, 11/07/22
Pac-12 — 1 (three times) vs Stanford, 1/14/23

Most Recent Occurrences Noted

MISC. STATS

Category	Season	Career
Double-Figure Scoring	0	0
Double-Figure Rebounding	0	0
Double-Doubles	0	0
Triple-Doubles	0	0
Led WSU in Scoring	0	0
Led WSU in Rebounding	1	1
20+ Point Games	0	0
30+ Point Games	0	0

CAREER STATS

YEAR	GP	GS	MIN	AVG	FG	FGA	PCT	3FG	3FGA	3PCT	FT	FTA	PCT	OFF	DEF	TOT	AVG	PF	FO	AST	A/G	TO	BLK	STL	PTS	AVG
2020-21	7	0	38	5.4	0	5	.000	0	3	.000	2	4	.500	1	3	4	0.6	4	0	0	0.0	1	0	1	2	0.3
2022-23	20	0	203	10.2	16	39	.410	4	15	.267	10	19	.526	11	21	32	1.6	31	1	6	0.3	13	4	5	46	2.3
TOTAL	27	0	241	8.9	16	44	.364	4	18	.222	12	23	.522	12	24	36	1.3	35	1	6	0.2	14	4	6	48	1.8

15

ADRAME**DIONGUE**

7-0 | FRESHMAN | CENTER | DAKAR, SENEGAL

2022-23 GAME-BY-GAME STATISTICS

DATE	OPPONENT	GS	MIN	FGM/A	%	3FG/A	%	FTM/A	%	OFF	DEF	TOT	AVG	PF	AST	T/O	BLK	STL	PTS	PPG
11/07/22	TEXAS ST		2	0-0	.000	0-0	.000	0-0	.000	0	1	1	1.0	0	0	0	0	0	0	0.0
11/12/22	VS BOISE ST		1	0-0	.000	0-0	.000	0-0	.000	0	0	0	0.5	0	0	0	0	0	0	0.0
11/15/22	AT PRAIRIE VIEW A&M		13	1-2	.500	0-1	.000	4-6	.667	1	3	4	1.7	3	1	1	0	0	6	2.0
11/21/22	AT EASTERN WASH		10	0-0	.000	0-0	.000	3-4	.750	1	3	4	2.3	2	0	1	0	0	3	2.3
11/25/22	DETROIT MERCY		6	0-1	.000	0-0	.000	0-0	.000	1	0	1	2.0	0	0	1	0	0	0	1.8
12/1/22	AT OREGON		5	1-1	1.000	0-0	.000	0-0	.000	1	1	2	2.0	2	0	1	0	0	2	1.8
12/4/22	UTAH		DNP (ILLNESS)																	
12/7/22	NORTHERN KENTUCKY		DNP (ILLNESS)																	
12/10/22	VS UNLV		DNP (COACH DECISION)																	
12/18/22	VS BAYLOR		7	0-1	.000	0-0	.000	0-0	.000	1	0	1	1.9	1	1	1	0	0	0	1.6
12/22/22	GEORGE WASH.		DNP (COACH DECISION)																	
12/23/22	AT HAWAI'I		14	2-4	.500	0-0	.000	1-1	1.000	4	4	8	2.6	3	0	1	0	1	5	2.0
12/25/22	VS UTAH STATE		3	0-0	.000	0-0	.000	0-0	.000	0	0	0	2.3	1	0	0	0	0	0	1.8
12/30/22	UCLA		10	1-2	.500	0-0	.000	0-0	.000	0	1	1	2.2	1	0	0	3	0	2	1.8
1/1/23	USC		3	0-0	.000	0-0	.000	0-0	.000	0	1	1	2.1	2	0	1	0	1	0	1.6
1/5/23	AT ARIZONA ST		1	0-0	.000	0-0	.000	0-0	.000	0	0	0	1.9	0	0	0	0	0	0	1.5
1/7/23	AT ARIZONA		8	0-0	.000	0-0	.000	0-0	.000	2	3	5	2.2	3	0	2	0	1	0	1.4
1/11/23	CALIFORNIA		9	1-1	1.000	0-0	.000	2-3	.667	0	1	1	2.1	4	0	2	1	0	4	1.6
1/14/23	STANFORD		10	2-3	.667	0-0	.000	0-2	.000	4	1	5	2.3	0	0	0	1	0	4	1.7
1/19/23	AT UTAH		5	2-2	1.000	0-0	.000	0-0	.000	1	0	1	2.2	0	0	0	0	0	4	1.9
1/22/23	AT COLORADO		15	0-0	.000	0-0	.000	0-0	.000	1	3	4	2.3	3	1	1	2	0	0	1.8
1/26/23	ARIZONA		8	0-2	.000	0-0	.000	0-0	.000	0	1	1	2.2	1	1	1	3	1	0	1.7
1/28/23	ARIZONA ST		4	0-0	.000	0-0	.000	0-0	.000	0	0	0	2.1	1	0	1	2	1	0	1.6
2/2/23	AT USC		DNP (ILLNESS)																	
2/4/23	AT UCLA		1	0-0	.000	0-0	.000	0-0	.000	0	0	0	2.0	0	0	1	0	0	0	1.5
2/11/23	WASHINGTON		1	0-0	.000	0-0	.000	0-0	.000	0	0	0	1.9	3	0	0	0	0	0	1.4
2/16/23	OREGON ST		DNP (HAND)																	
2/19/23	OREGON		DNP (HAND)																	
2/23/23	AT STANFORD																			
2/25/23	AT CALIFORNIA																			
3/2/23	AT WASHINGTON																			
3/8/23	PAC-12 TOURNAMENT																			
TOTAL			**135**	**10-19**	**.526**	**0-1**	**.000**	**10-16**	**.625**	**17**	**23**	**40**	**1.9**	**30**	**4**	**15**	**12**	**5**	**30**	**1.4**

CAREER/SEASON HIGHS

Minutes
Career — 15 at Colorado, 1/22/23
Season — 15 at Colorado, 1/22/23
Pac-12 — 15 at Colorado, 1/22/23

Points
Career — 6 at Prairie View A&M, 11/15/22
Season — 6 at Prairie View A&M, 11/15/22
Pac-12 — 4 (three times) at Utah, 1/19/23

Field Goals Made
Career — 2 (three times) at Utah, 1/19/23
Season — 2 (three times) at Utah, 1/19/23
Pac-12 — 2 (twice) at Utah, 1/19/23

Field Goal Attempts
Career — 4 at Hawaii, 12/23/22
Season — 4 at Hawaii, 12/23/22
Pac-12 — 3 vs Stanford, 1/14/23

3-Pt Field Goals Made
Career — -
Season — -
Pac-12 — -

3-Pt Field Goal Attempts
Career — 1 at Prairie View A&M, 11/15/22
Season — 1 at Prairie View A&M, 11/15/22
Pac-12 — -

Free Throws Made
Career — 4 at Prairie View A&M, 11/15/22
Season — 4 at Prairie View A&M, 11/15/22
Pac-12 — 2 vs California, 1/11/23

Free Throws Attempted
Career — 6 at Prairie View A&M, 11/15/22
Season — 6 at Prairie View A&M, 11/15/22
Pac-12 — 3 vs California, 1/11/23

Rebounds
Career — 8 at Hawaii, 12/23/22
Season — 8 at Hawaii, 12/23/22
Pac-12 — 5 (twice) vs Stanford, 1/14/23

Assists
Career — 1 (four times) vs Arizona, 1/26/23
Season — 1 (four times) vs Arizona, 1/26/23
Pac-12 — 1 (twice) vs Arizona, 1/26/23

Blocks
Career — 3 (twice) vs Arizona, 1/26/23
Season — 3 (twice) vs Arizona, 1/26/23
Pac-12 — 3 (twice) vs Arizona, 1/26/23

Steals
Career — 1 (five times) vs Arizona State, 1/28/23
Season — 1 (five times) vs Arizona State, 1/28/23
Pac-12 — 1 (four times) vs Arizona State, 1/28/23

Most Recent Occurrences Noted

MISC. STATS

Category	Season	Career
Double-Figure Scoring	0	0
Double-Figure Rebounding	0	0
Double-Doubles	0	0
Triple-Doubles	0	0
Led WSU in Scoring	0	0
Led WSU in Rebounding	2	2
20+ Point Games	0	0
30+ Point Games	0	0

CAREER STATS

YEAR	GP	GS	MIN	AVG	FG	FGA	PCT	3FG	3FGA	3PCT	FT	FTA	PCT	OFF	DEF	TOT	AVG	PF	FO	AST	A/G	TO	BLK	STL	PTS	AVG
2022-23	21	0	135	6.4	10	19	.526	0	1	.000	10	16	.625	17	23	40	1.9	30	0	4	0.2	15	12	5	30	1.4
TOTAL	21	0	135	6.4	10	19	.526	0	1	.000	10	16	.625	17	23	40	1.9	30	0	4	0.2	15	12	5	30	1.4



21

JACK**WILSON**

6-11 | SENIOR | CENTER | MONTARA, CALIF.

2022-23 GAME-BY-GAME STATISTICS

DATE	OPPONENT	GS	MIN	FGM/A	%	3FG/A	%	FTM/A	%	OFF	DEF	TOT	AVG	PF	AST	T/O	BLK	STL	PTS	PPG
11/07/22	TEXAS ST		DNP (NOT ON TEAM)																	
11/12/22	VS BOISE ST		DNP (NOT ON TEAM)																	
11/15/22	AT PRAIRIE VIEW A&M		DNP (NOT ON TEAM)																	
11/21/22	AT EASTERN WASH		DNP (NOT ON TEAM)																	
11/25/22	DETROIT MERCY		DNP (NOT ON TEAM)																	
12/1/22	AT OREGON		1	0-0	.000	0-0	.000	0-0	.000	0	0	0	0.0	0	0	0	0	0	0	0.0
12/4/22	UTAH		DNP (COACH DECISION)																	
12/7/22	NORTHERN KENTUCKY		2	0-0	.000	0-0	.000	0-0	.000	0	1	1	0.5	0	0	0	0	0	0	0.0
12/10/22	VS UNLV		DNP (COACH DECISION)																	
12/18/22	VS BAYLOR		DNP (COACH DECISION)																	
12/22/22	GEORGE WASH.		DNP (COACH DECISION)																	
12/23/22	AT HAWAI'I		DNP (COACH DECISION)																	
12/25/22	VS UTAH STATE		DNP (COACH DECISION)																	
12/30/22	UCLA		DNP (COACH DECISION)																	
1/1/23	USC		DNP (COACH DECISION)																	
1/5/23	AT ARIZONA ST		2	0-0	.000	0-0	.000	0-1	.000	0	0	0	0.3	1	0	1	0	0	0	0.0
1/7/23	AT ARIZONA		DNP (COACH DECISION)																	
1/11/23	CALIFORNIA		3	0-0	.000	0-0	.000	0-0	.000	0	0	0	0.3	1	0	1	0	0	0	0.0
1/14/23	STANFORD		DNP (COACH DECISION)																	
1/19/23	AT UTAH		DNP (COACH DECISION)																	
1/22/23	AT COLORADO		DNP (COACH DECISION)																	
1/26/23	ARIZONA		DNP (COACH DECISION)																	
1/28/23	ARIZONA ST		DNP (COACH DECISION)																	
2/2/23	AT USC		2	0-0	.000	0-0	.000	0-0	.000	1	0	1	0.4	0	0	0	0	0	0	0.0
2/4/23	AT UCLA		6	0-1	.000	0-0	.000	0-0	.000	1	0	1	0.5	2	0	0	0	0	0	0.0
2/11/23	WASHINGTON		DNP (COACH DECISION)																	
2/16/23	OREGON ST		1	0-0	.000	0-0	.000	0-0	.000	0	0	0	0.4	0	0	0	0	0	0	0.0
2/19/23	OREGON		1	0-0	.000	0-0	.000	0-0	.000	0	0	0	0.4	1	0	0	0	0	0	0.0
2/23/23	AT STANFORD																			
2/25/23	AT CALIFORNIA																			
3/2/23	AT WASHINGTON																			
3/8/23	PAC-12 TOURNAMENT																			
TOTAL			**17**	**0-1**	**.000**	**0-0**	**.000**	**0-1**	**.000**	**2**	**1**	**3**	**0.4**	**5**	**0**	**2**	**0**	**0**	**0**	**0.0**

CAREER/SEASON HIGHS

Minutes	
Career	30 vs Southern Utah, 1/27/20
Season	6 at UCLA, 2/4/23
Pac-12	6 at UCLA, 2/4/23
Points	
Career	12 at Weber State, 12/30/19
Season	-
Pac-12	-
Field Goals Made	
Career	6 at Weber State, 12/30/19
Season	-
Pac-12	-
Field Goal Attempts	
Career	11 vs Southern Utah, 1/27/20
Season	1 at UCLA, 2/4/23
Pac-12	1 at UCLA, 2/4/23
3-Pt Field Goals Made	
Career	-
Season	-
Pac-12	-
3-Pt Field Goal Attempts	
Career	-
Season	-
Pac-12	-
Free Throws Made	
Career	4 vs Eastern Washington, 1/16/20
Season	-
Pac-12	-
Free Throws Attempted	
Career	6 vs Eastern Washington, 1/16/20
Season	1 at Arizona State, 1/5/23
Pac-12	1 at Arizona State, 1/5/23
Rebounds	
Career	8 vs Southern Utah, 1/27/20
Season	1 (three times) at UCLA, 2/4/23
Pac-12	1 (twice) at UCLA, 2/4/23
Assists	
Career	2 vs Sacramento State, 2/22/20
Season	-
Pac-12	-
Blocks	
Career	2 at Weber State, 12/30/19
Season	-
Pac-12	-
Steals	
Career	-
Season	-
Pac-12	-

Most Recent Occurrences Noted

MISC. STATS

Category	Season	Career
Double-Figure Scoring	0	4
Double-Figure Rebounding	0	0
Double-Doubles	0	0
Triple-Doubles	0	0
Led WSU in Scoring	0	0
Led WSU in Rebounding	0	0
20+ Point Games	0	0
30+ Point Games	0	0

CAREER STATS

YEAR	GP	GS	MIN	AVG	FG	FGA	PCT	3FG	3FGA	3PCT	FT	FTA	PCT	OFF	DEF	TOT	AVG	PF	FO	AST	A/G	TO	BLK	STL	PTS	AVG
2018-19*@OSU*	7	0	20	2.9	0	3	.000	0	0	.000	0	0	.000	1	0	1	0.1	4	0	0	0.0	1	0	0	0	0.0
2019-20*@IDA*	18	0	278	15.4	30	80	.375	0	0	.000	15	23	.652	11	46	57	3.2	50	1	8	0.4	22	4	0	75	4.2
2020-21*@IDA*	4	0	36	9.0	2	6	.333	0	0	.000	1	4	.250	0	6	6	1.5	8	0	2	0.5	2	1	0	5	1.3
2022-23	8	0	17	2.1	0	1	.000	0	0	.000	0	1	.000	2	1	3	0.4	5	0	0	0.0	2	0	0	0	0.0
WSU TOTAL	**8**	**0**	**17**	**2.1**	**0**	**1**	**.000**	**0**	**0**	**.000**	**0**	**1**	**.000**	**2**	**1**	**3**	**0.4**	**5**	**0**	**0**	**0.0**	**2**	**0**	**0**	**0**	**0.0**
2022-23	37	0	351	9.5	32	90	.356	0	0	.000	16	28	.571	14	53	67	1.9	65	1	10	0.3	25	5	0	80	2.2



22

DYLAN**DARLING**

6-2 | FRESHMAN | GUARD | SPOKANE, WASH.

2022-23 GAME-BY-GAME STATISTICS

DATE	OPPONENT	GS	MIN	FGM/A	%	3FG/A	%	FTM/A	%	OFF	DEF	TOT	AVG	PF	AST	T/O	BLK	STL	PTS	PPG
11/07/22	TEXAS ST		3	0-0	.000	0-0	.000	0-0	.000	0	0	0	0.0	1	0	0	0	0	0	0.0
11/12/22	VS BOISE ST		DNP (HIP)																	
11/15/22	AT PRAIRIE VIEW A&M		27	2-5	.400	0-1	.000	2-2	1.000	0	4	4	2.0	1	1	2	0	0	6	3.0
11/21/22	AT EASTERN WASH	*	16	0-2	.000	0-1	.000	0-0	.000	0	0	0	1.3	4	1	1	0	0	0	2.0
11/25/22	DETROIT MERCY		17	0-1	.000	0-0	.000	2-2	1.000	0	2	2	1.5	4	4	1	0	1	2	2.0
12/1/22	AT OREGON	*	23	1-4	.250	1-2	.500	0-0	.000	0	1	1	1.4	1	0	2	0	0	3	2.2
12/4/22	UTAH	*	27	1-4	.250	0-2	.000	3-5	.600	1	1	2	1.5	2	2	1	0	3	5	2.7
12/7/22	NORTHERN KENTUCKY	*	19	0-2	.000	0-2	.000	0-0	.000	0	4	4	1.9	0	1	2	0	2	0	2.3
12/10/22	VS UNLV		8	1-1	1.000	0-0	.000	0-0	.000	0	3	3	2.0	2	0	2	0	0	2	2.3
12/18/22	VS BAYLOR		DNP (COACH DECISION)																	
12/22/22	GEORGE WASH.		4	0-1	.000	0-1	.000	0-0	.000	0	2	2	2.1	0	0	0	0	0	0	2.0
12/23/22	AT HAWAI'I		25	1-4	.250	0-0	.000	0-1	.000	0	2	2	2.1	4	0	1	0	0	2	2.0
12/25/22	VS UTAH STATE		7	1-2	.500	0-1	.000	0-0	.000	0	0	0	1.9	0	0	2	0	0	2	2.0
12/30/22	UCLA		DNP (COACH DECISION)																	
1/1/23	USC		DNP (COACH DECISION)																	
1/5/23	AT ARIZONA ST		10	2-4	.500	0-1	.000	1-1	1.000	2	1	3	2.0	0	0	0	0	1	5	2.3
1/7/23	AT ARIZONA		DNP (COACH DECISION)																	
1/11/23	CALIFORNIA		9	1-2	.500	1-1	1.000	0-0	.000	0	1	1	1.9	2	0	0	0	0	3	2.3
1/14/23	STANFORD		13	1-5	.200	1-5	.200	0-0	.000	0	2	2	1.9	0	1	1	0	0	3	2.4
1/19/23	AT UTAH		16	1-4	.250	1-4	.250	2-2	1.000	0	1	1	1.9	2	0	0	0	1	5	2.5
1/22/23	AT COLORADO		1	0-0	.000	0-0	.000	0-0	.000	0	0	0	1.8	1	0	1	0	0	0	2.4
1/26/23	ARIZONA		20	0-4	.000	0-1	.000	1-2	.500	0	3	3	1.8	2	0	0	0	1	1	2.3
1/28/23	ARIZONA ST		8	0-0	.000	0-0	.000	0-0	.000	0	1	1	1.8	3	0	1	0	0	0	2.2
2/2/23	AT USC		DNP (ILLNESS)																	
2/4/23	AT UCLA		DNP (ILLNESS)																	
2/11/23	WASHINGTON		DNP (COACH DECISION)																	
2/16/23	OREGON ST		9	1-2	.500	0-0	.000	1-1	1.000	0	1	1	1.7	3	1	1	1	1	3	2.2
2/19/23	OREGON		DNP (COACH DECISION)																	
2/23/23	AT STANFORD																			
2/25/23	AT CALIFORNIA																			
3/2/23	AT WASHINGTON																			
3/8/23	PAC-12 TOURNAMENT																			
TOTAL		**4**	**264**	**13-48**	**.271**	**4-22**	**.182**	**12-16**	**.750**	**4**	**29**	**33**	**1.7**	**32**	**12**	**18**	**1**	**10**	**42**	**2.2**

CAREER/SEASON HIGHS

Minutes	
Career	27 (twice) vs Utah, 12/4/22
Season	27 (twice) vs Utah, 12/4/22
Pac-12	27 vs Utah, 12/4/22
Points	
Career	6 at Prairie View A&M, 11/15/22
Season	6 at Prairie View A&M, 11/15/22
Pac-12	5 (three times) at Utah, 1/19/23
Field Goals Made	
Career	2 (twice) at Arizona State, 1/5/23
Season	2 (twice) at Arizona State, 1/5/23
Pac-12	2 at Arizona State, 1/5/23
Field Goal Attempts	
Career	5 (twice) vs Stanford, 1/14/23
Season	5 (twice) vs Stanford, 1/14/23
Pac-12	5 vs Stanford, 1/14/23
3-Pt Field Goals Made	
Career	1 (four times) at Utah, 1/19/23
Season	1 (four times) at Utah, 1/19/23
Pac-12	1 (four times) at Utah, 1/19/23
3-Pt Field Goal Attempts	
Career	5 vs Stanford, 1/14/23
Season	5 vs Stanford, 1/14/23
Pac-12	5 vs Stanford, 1/14/23
Free Throws Made	
Career	3 vs Utah, 12/4/22
Season	3 vs Utah, 12/4/22
Pac-12	3 vs Utah, 12/4/22
Free Throws Attempted	
Career	5 vs Utah, 12/4/22
Season	5 vs Utah, 12/4/22
Pac-12	5 vs Utah, 12/4/22
Rebounds	
Career	4 (twice) vs Northern Kentucky, 12/7/22
Season	4 (twice) vs Northern Kentucky, 12/7/22
Pac-12	3 (twice) vs Arizona, 1/26/23
Assists	
Career	4 vs Detroit Mercy, 11/25/22
Season	4 vs Detroit Mercy, 11/25/22
Pac-12	2 vs Utah, 12/4/22
Blocks	
Career	1 vs Oregon State, 2/16/23
Season	1 vs Oregon State, 2/16/23
Pac-12	1 vs Oregon State, 2/16/23
Steals	
Career	3 vs Utah, 12/4/22
Season	3 vs Utah, 12/4/22
Pac-12	3 vs Utah, 12/4/22

Most Recent Occurrences Noted

MISC. STATS

Category	Season	Career
Double-Figure Scoring	0	0
Double-Figure Rebounding	0	0
Double-Doubles	0	0
Triple-Doubles	0	0
Led WSU in Scoring	0	0
Led WSU in Rebounding	0	0
20+ Point Games	0	0
30+ Point Games	0	0

CAREER STATS

YEAR	GP	GS	MIN	AVG	FG	FGA	PCT	3FG	3FGA	3PCT	FT	FTA	PCT	OFF	DEF	TOT	AVG	PF	FO	AST	A/G	TO	BLK	STL	PTS	AVG
2022-23	19	4	264	13.9	13	48	.271	4	22	.182	12	16	.750	4	29	33	1.7	32	0	12	0.6	18	1	10	42	2.2
TOTAL	19	4	264	13.9	13	48	.271	4	22	.182	12	16	.750	4	29	33	1.7	32	0	12	0.6	18	1	10	42	2.2

23

ANDREJ**JAKIMOVSKI**

6-8 | JUNIOR | FORWARD | KRIVA PALANKA, NORTH MACEDONIA

2022-23 GAME-BY-GAME STATISTICS

DATE	OPPONENT	GS	MIN	FGM/A	%	3FG/A	%	FTM/A	%	OFF	DEF	TOT	AVG	PF	AST	T/O	BLK	STL	PTS	PPG
11/07/22	TEXAS ST			DNP (FOOT)																
11/12/22	VS BOISE ST			DNP (FOOT)																
11/15/22	AT PRAIRIE VIEW A&M			DNP (FOOT)																
11/21/22	AT EASTERN WASH			DNP (FOOT)																
11/25/22	DETROIT MERCY			DNP (FOOT)																
12/1/22	AT OREGON			DNP (FOOT)																
12/4/22	UTAH			DNP (FOOT)																
12/7/22	NORTHERN KENTUCKY			DNP (FOOT)																
12/10/22	VS UNLV			DNP (FOOT)																
12/18/22	VS BAYLOR			DNP (FOOT)																
12/22/22	GEORGE WASH.		12	1-4	.250	0-3	.000	0-0	.000	0	2	2	2.0	3	0	1	0	0	2	2.0
12/23/22	AT HAWAI'I			DNP (LOAD MANAGEMENT)																
12/25/22	VS UTAH STATE		18	1-4	.250	0-2	.000	1-1	1.000	1	1	2	2.0	3	0	2	0	0	3	2.5
12/30/22	UCLA	*	19	1-4	.250	0-2	.000	2-2	1.000	0	5	5	3.0	1	1	0	0	0	4	3.0
1/1/23	USC	*	29	2-6	.333	2-4	.500	0-0	.000	2	4	6	3.8	2	1	1	0	2	6	3.8
1/5/23	AT ARIZONA ST	*	15	1-7	.143	0-3	.000	0-0	.000	0	2	2	3.4	0	1	1	0	0	2	3.4
1/7/23	AT ARIZONA	*	13	1-5	.200	1-4	.250	0-0	.000	2	1	3	3.3	4	1	0	0	0	3	3.3
1/11/23	CALIFORNIA	*	22	2-5	.400	1-3	.333	0-0	.000	3	1	4	3.4	2	2	2	0	1	5	3.6
1/14/23	STANFORD	*	31	6-8	.750	5-6	.833	0-1	.000	0	2	2	3.3	2	2	0	0	0	17	5.3
1/19/23	AT UTAH	*	22	0-4	.000	0-3	.000	1-2	.500	1	2	3	3.2	1	0	1	0	1	1	4.8
1/22/23	AT COLORADO	*	30	5-7	.714	2-2	1.000	0-0	.000	3	4	7	3.6	3	1	3	0	2	12	5.5
1/26/23	ARIZONA	*	29	3-9	.333	1-5	.200	0-0	.000	0	3	3	3.5	2	0	0	1	2	7	5.6
1/28/23	ARIZONA ST	*	31	7-14	.500	5-10	.500	3-4	.750	4	3	7	3.8	3	3	0	0	0	22	7.0
2/2/23	AT USC	*	32	3-5	.600	2-4	.500	1-3	.333	0	4	4	3.8	4	5	0	0	0	9	7.2
2/4/23	AT UCLA	*	30	2-6	.333	1-4	.250	0-0	.000	3	3	6	4.0	1	2	1	1	0	5	7.0
2/11/23	WASHINGTON	*	23	1-6	.167	1-5	.200	0-1	.000	2	3	5	4.1	3	0	1	0	0	3	6.7
2/16/23	OREGON ST	*	37	4-9	.444	4-8	.500	1-2	.500	0	8	8	4.3	1	1	3	1	1	13	7.1
2/19/23	OREGON	*	34	4-13	.308	2-7	.286	0-0	.000	2	3	5	4.4	1	0	1	0	0	10	7.3
2/23/23	AT STANFORD																			
2/25/23	AT CALIFORNIA																			
3/2/23	AT WASHINGTON																			
3/8/23	PAC-12 TOURNAMENT																			
TOTAL		**15**	**427**	**44-116**	**.379**	**27-75**	**.360**	**9-16**	**.563**	**23**	**51**	**74**	**4.4**	**36**	**20**	**17**	**3**	**9**	**124**	**7.3**

CAREER/SEASON HIGHS

Minutes
Career — 52 vs Stanford, 2/20/21
Season — 37 vs Oregon State, 2/16/23
Pac-12 — 52 vs Stanford, 2/20/21

Points
Career — 22 vs Arizona State, 1/28/23
Season — 22 vs Arizona State, 1/28/23
Pac-12 — 22 vs Arizona State, 1/28/23

Field Goals Made
Career — 7 (twice) vs Arizona State, 1/28/23
Season — 7 vs Arizona State, 1/28/23
Pac-12 — 7 (twice) vs Arizona State, 1/28/23

Field Goal Attempts
Career — 14 vs Arizona State, 1/28/23
Season — 14 vs Arizona State, 1/28/23
Pac-12 — 14 vs Arizona State, 1/28/23

3-Pt Field Goals Made
Career — 5 (three times) vs Arizona State, 1/28/23
Season — 5 (twice) vs Arizona State, 1/28/23
Pac-12 — 5 (three times) vs Arizona State, 1/28/23

3-Pt Field Goal Attempts
Career — 10 vs Arizona State, 1/28/23
Season — 10 vs Arizona State, 1/28/23
Pac-12 — 10 vs Arizona State, 1/28/23

Free Throws Made
Career — 3 (three times) vs Arizona State, 1/28/23
Season — 3 vs Arizona State, 1/28/23
Pac-12 — 3 (twice) vs Arizona State, 1/28/23

Free Throws Attempted
Career — 6 vs Northwestern St., 12/23/20
Season — 4 vs Arizona State, 1/28/23
Pac-12 — 4 (twice) vs Arizona State, 1/28/23

Rebounds
Career — 12 (twice) vs Boise State, 12/22/21
Season — 8 vs Oregon State, 2/16/23
Pac-12 — 11 at USC, 2/20/22

Assists
Career — 9 (twice) vs Stanford, 2/20/21
Season — 5 at Southern California, 2/2/23
Pac-12 — 9 (twice) vs Stanford, 2/20/21

Blocks
Career — 1 (twelve times) vs Oregon State, 2/16/23
Season — 1 (three times) vs Oregon State, 2/16/23
Pac-12 — 1 (ten times) vs Oregon State, 2/16/23

Steals
Career — 3 (twice) vs Colorado, 1/30/22
Season — 2 (three times) vs Arizona, 1/26/23
Pac-12 — 3 vs Colorado, 1/30/22

Most Recent Occurrences Noted

MISC. STATS

Category	Season	Career
Double-Figure Scoring	5	22
Double-Figure Rebounding	0	6
Double-Doubles	0	3
Triple-Doubles	0	0
Led WSU in Scoring	2	6
Led WSU in Rebounding	3	14
20+ Point Games	1	1
30+ Point Games	0	0

CAREER STATS

YEAR	GP	GS	MIN	AVG	FG	FGA	PCT	3FG	3FGA	3PCT	FT	FTA	PCT	OFF	DEF	TOT	AVG	PF	FO	AST	A/G	TO	BLK	STL	PTS	AVG
2020-21	25	19	630	25.2	46	147	.313	33	103	.320	12	20	.600	25	78	103	4.1	38	0	44	1.8	40	4	8	137	5.5
2021-22	37	5	699	18.9	66	171	.386	44	115	.383	23	32	.719	46	99	145	3.9	60	1	28	0.8	30	5	17	199	5.4
2022-23	17	15	427	25.1	44	116	.379	27	75	.360	9	16	.563	23	51	74	4.4	36	0	20	1.2	17	3	9	124	7.3
TOTAL	79	39	1757	22.2	156	434	.359	104	293	.355	44	68	.647	93	228	321	4.1	134	1	92	1.2	87	12	34	460	5.8

24

JUSTIN**POWELL**

6-6 | JUNIOR | GUARD | PROSPECT, KY.

2022-23 GAME-BY-GAME STATISTICS

DATE	OPPONENT	GS	MIN	FGM/A	%	3FG/A	%	FTM/A	%	OFF	DEF	TOT	AVG	PF	AST	T/O	BLK	STL	PTS	PPG
11/07/22	TEXAS ST	*	36	5-8	.625	3-5	.600	1-1	1.000	0	5	5	5.0	0	12	1	0	1	14	14.0
11/12/22	VS BOISE ST	*	39	3-11	.273	1-5	.200	3-4	.750	1	6	7	6.0	3	0	2	1	1	10	12.0
11/15/22	AT PRAIRIE VIEW A&M	*	33	2-7	.286	2-4	.500	0-0	.000	0	4	4	5.3	0	1	0	0	0	6	10.0
11/21/22	AT EASTERN WASH	*	38	5-10	.500	4-8	.500	0-0	.000	2	5	7	5.8	0	7	0	0	1	14	11.0
11/25/22	DETROIT MERCY	*	32	6-8	.750	4-6	.667	1-1	1.000	2	4	6	5.8	1	7	1	0	1	17	12.2
12/1/22	AT OREGON	*	38	4-10	.400	0-4	.000	1-1	1.000	0	4	4	5.5	1	4	2	0	1	9	11.7
12/4/22	UTAH	*	39	4-16	.250	2-12	.167	1-2	.500	0	2	2	5.0	0	0	1	0	2	11	11.6
12/7/22	NORTHERN KENTUCKY	*	33	4-8	.500	3-4	.750	0-0	.000	1	2	3	4.8	2	4	0	0	0	11	11.5
12/10/22	VS UNLV	*	39	5-9	.556	5-7	.714	0-0	.000	0	4	4	4.7	2	3	3	0	0	15	11.9
12/18/22	VS BAYLOR	*	36	4-9	.444	4-8	.500	0-0	.000	1	1	2	4.4	2	3	0	0	2	12	11.9
12/22/22	GEORGE WASH.	*	32	3-9	.333	1-5	.200	0-0	.000	0	3	3	4.3	1	0	3	0	1	7	11.5
12/23/22	AT HAWAI'I	*	24	0-7	.000	0-4	.000	0-0	.000	0	1	1	4.0	0	0	2	0	1	0	10.5
12/25/22	VS UTAH STATE	*	33	3-9	.333	0-4	.000	4-4	1.000	0	1	1	3.8	0	2	2	0	2	10	10.5
12/30/22	UCLA	*	21	2-6	.333	1-5	.200	0-0	.000	0	1	1	3.6	3	2	3	0	0	5	10.1
1/1/23	USC	*	34	5-10	.500	4-7	.571	1-3	.333	0	1	1	3.4	2	7	0	0	1	15	10.4
1/5/23	AT ARIZONA ST	*	29	3-6	.500	2-4	.500	2-2	1.000	0	3	3	3.4	2	0	0	0	0	10	10.4
1/7/23	AT ARIZONA	*	37	4-9	.444	3-5	.600	1-1	1.000	0	7	7	3.6	1	2	1	1	0	12	10.5
1/11/23	CALIFORNIA	*	32	4-9	.444	2-5	.400	2-3	.667	0	5	5	3.7	1	1	0	0	1	12	10.6
1/14/23	STANFORD	*	34	1-6	.167	0-3	.000	0-0	.000	0	4	4	3.7	1	1	0	0	1	2	10.1
1/19/23	AT UTAH	*	36	4-11	.364	2-6	.333	0-0	.000	0	4	4	3.7	1	4	0	0	1	10	10.1
1/22/23	AT COLORADO	*	31	2-4	.500	0-1	.000	3-3	1.000	1	2	3	3.7	2	2	1	1	1	7	10.0
1/26/23	ARIZONA	*	35	6-11	.545	1-2	.500	2-2	1.000	1	8	9	3.9	2	3	1	0	1	15	10.2
1/28/23	ARIZONA ST	*	34	7-14	.500	6-11	.545	0-0	.000	0	3	3	3.9	2	0	1	1	0	20	10.6
2/2/23	AT USC	*	38	4-9	.444	3-4	.750	0-0	.000	1	4	5	3.9	0	2	0	0	1	11	10.6
2/4/23	AT UCLA	*	34	5-13	.385	5-10	.500	2-2	1.000	0	4	4	3.9	1	1	3	0	0	17	10.9
2/11/23	WASHINGTON	*	36	2-11	.182	2-10	.200	0-0	.000	0	3	3	3.9	5	4	0	0	1	6	10.7
2/16/23	OREGON ST	*	32	3-4	.750	2-3	.667	0-0	.000	0	5	5	3.9	1	4	0	0	0	8	10.6
2/19/23	OREGON	*	30	4-6	.667	2-2	1.000	1-2	.500	0	4	4	3.9	1	3	1	0	0	11	10.6
2/23/23	AT STANFORD																			
2/25/23	AT CALIFORNIA																			
3/2/23	AT WASHINGTON																			
3/8/23	PAC-12 TOURNAMENT																			
TOTAL		**28**	**943**	**104-250**	**.416**	**64-154**	**.416**	**25-31**	**.806**	**10**	**100**	**110**	**3.9**	**37**	**79**	**28**	**4**	**21**	**297**	**10.6**

CAREER/SEASON HIGHS

Minutes
Career — 39 (three times) vs UNLV, 12/10/22
Season — 39 (three times) vs UNLV, 12/10/22
Pac-12 — 39 vs Utah, 12/4/22

Points
Career — 26 vs Memphis, 12/12/20
Season — 20 vs Arizona State, 1/28/23
Pac-12 — 20 vs Arizona State, 1/28/23

Field Goals Made
Career — 9 vs Memphis, 12/12/20
Season — 7 vs Arizona State, 1/28/23
Pac-12 — 7 vs Arizona State, 1/28/23

Field Goal Attempts
Career — 16 vs Utah, 12/4/22
Season — 16 vs Utah, 12/4/22
Pac-12 — 16 vs Utah, 12/4/22

3-Pt Field Goals Made
Career — 7 vs South Alabama, 12/4/20
Season — 6 vs Arizona State, 1/28/23
Pac-12 — 6 vs Arizona State, 1/28/23

3-Pt Field Goal Attempts
Career — 12 vs Utah, 12/4/22
Season — 12 vs Utah, 12/4/22
Pac-12 — 12 vs Utah, 12/4/22

Free Throws Made
Career — 6 vs Saint Joseph's, 11/26/20
Season — 4 vs Utah State, 12/25/22
Pac-12 — 3 at Colorado, 1/22/23

Free Throws Attempted
Career — 6 (three times) vs Arizona, 12/22/21
Season — 4 (twice) vs Utah State, 12/25/22
Pac-12 — 3 (three times) at Colorado, 1/22/23

Rebounds
Career — 9 vs Arizona, 1/26/23
Season — 9 vs Arizona, 1/26/23
Pac-12 — 9 vs Arizona, 1/26/23

Assists
Career — 12 vs Texas State, 11/07/22
Season — 12 vs Texas State, 11/07/22
Pac-12 — 7 vs USC, 1/1/23

Blocks
Career — 1 (nine times) vs Arizona State, 1/28/23
Season — 1 (four times) vs Arizona State, 1/28/23
Pac-12 — 1 (three times) vs Arizona State, 1/28/23

Steals
Career — 2 (eight times) vs Utah State, 12/25/22
Season — 2 (twice) vs Utah State, 12/25/22
Pac-12 — 2 vs Utah, 12/4/22

Most Recent Occurrences Noted

MISC. STATS

Category	Season	Career
Double-Figure Scoring	18	26
Double-Figure Rebounding	0	0
Double-Doubles	1	1
Triple-Doubles	0	0
Led WSU in Scoring	1	1
Led WSU in Rebounding	0	0
20+ Point Games	1	3
30+ Point Games	0	0

CAREER STATS

YEAR	GP	GS	MIN	AVG	FG	FGA	PCT	3FG	3FGA	3PCT	FT	FTA	PCT	OFF	DEF	TOT	AVG	PF	FO	AST	A/G	TO	BLK	STL	PTS	AVG
2020-21*@AUB*	10	7	117	11.7	36	84	.429	19	43	.442	26	34	.765	9	52	61	6.1	11	0	47	4.7	26	0	9	117	11.7
2021-22*@TENN*	30	1	424	14.1	38	97	.392	24	63	.381	11	15	.733	15	30	45	1.5	17	0	21	0.7	14	5	10	111	3.7
2022-23	28	28	943	33.7	104	250	.416	64	154	.416	25	31	.806	10	100	110	3.9	37	1	79	2.8	28	4	21	297	10.6
WSU TOTAL	**28**	**28**	**943**	**33.7**	**104**	**250**	**.416**	**64**	**154**	**.416**	**25**	**31**	**.806**	**10**	**100**	**110**	**3.9**	**37**	**1**	**79**	**2.8**	**28**	**4**	**21**	**297**	**10.6**
CAREER	68	36	1486	21.9	178	431	.413	107	260	.412	62	80	.775	34	182	216	3.2	65	1	147	2.2	68	9	40	525	7.7



31

KYMANY**HOUINSOU**

6-6 | FRESHMAN | GUARD | MULHOUSE, FRANCE

2022-23 GAME-BY-GAME STATISTICS

DATE	OPPONENT	GS	MIN	FGM/A	%	3FG/A	%	FTM/A	%	OFF	DEF	TOT	AVG	PF	AST	T/O	BLK	STL	PTS	PPG
11/07/22	TEXAS ST		16	2-6	.333	1-2	.500	1-2	.500	2	0	2	2.0	2	1	2	0	0	6	6.0
11/12/22	VS BOISE ST		9	1-2	.500	0-0	.000	0-0	.000	1	0	1	1.5	3	0	2	0	0	2	4.0
11/15/22	AT PRAIRIE VIEW A&M	*	24	2-3	.667	0-0	.000	6-6	1.000	0	1	1	1.3	2	0	2	0	0	10	6.0
11/21/22	AT EASTERN WASH		21	2-5	.400	0-1	.000	0-1	.000	1	2	3	1.8	2	3	3	0	0	4	5.5
11/25/22	DETROIT MERCY		22	4-6	.667	1-2	.500	0-1	.000	2	4	6	2.6	1	2	1	0	0	9	6.2
12/1/22	AT OREGON		15	3-5	.600	0-0	.000	0-0	.000	1	1	2	2.5	0	0	1	1	0	6	6.2
12/4/22	UTAH		32	2-5	.400	0-1	.000	1-1	1.000	5	1	6	3.0	2	2	0	1	1	5	6.0
12/7/22	NORTHERN KENTUCKY		28	3-7	.429	0-3	.000	0-0	.000	2	4	6	3.4	0	4	3	0	0	6	6.0
12/10/22	VS UNLV	*	36	2-4	.500	1-1	1.000	2-2	1.000	1	3	4	3.4	2	5	4	1	0	7	6.1
12/18/22	VS BAYLOR	*	25	3-5	.600	0-1	.000	0-0	.000	1	4	5	3.6	1	4	3	0	1	6	6.1
12/22/22	GEORGE WASH.	*	22	1-2	.500	1-1	1.000	2-2	1.000	0	4	4	3.6	3	2	2	0	0	5	6.0
12/23/22	AT HAWAI'I	*	23	2-5	.400	0-0	.000	2-3	.667	1	3	4	3.7	2	0	2	0	0	6	6.0
12/25/22	VS UTAH STATE	*	14	1-2	.500	0-0	.000	2-2	1.000	1	2	3	3.6	1	0	2	0	0	4	5.8
12/30/22	UCLA		22	1-2	.500	0-0	.000	0-0	.000	0	3	3	3.6	1	1	3	0	0	2	5.6
1/1/23	USC		19	1-4	.250	0-0	.000	0-0	.000	1	2	3	3.5	0	4	0	0	0	2	5.3
1/5/23	AT ARIZONA ST		11	1-4	.250	0-2	.000	0-0	.000	1	1	2	3.4	1	0	3	1	1	2	5.1
1/7/23	AT ARIZONA		15	0-2	.000	0-0	.000	2-2	1.000	1	2	3	3.4	0	1	2	1	0	2	4.9
1/11/23	CALIFORNIA	*	29	4-8	.500	0-2	.000	1-2	.500	3	2	5	3.5	0	2	2	1	0	9	5.2
1/14/23	STANFORD	*	22	2-6	.333	0-2	.000	2-3	.667	0	1	1	3.4	0	4	2	2	0	6	5.2
1/19/23	AT UTAH	*	17	1-8	.125	0-2	.000	0-0	.000	1	0	1	3.3	1	0	1	0	0	2	5.1
1/22/23	AT COLORADO		18	1-3	.333	1-2	.500	0-0	.000	1	1	2	3.2	2	0	1	0	2	3	5.0
1/26/23	ARIZONA		5	1-1	1.000	0-0	.000	0-0	.000	0	0	0	3.0	0	0	1	0	0	2	4.8
1/28/23	ARIZONA ST		22	3-6	.500	0-0	.000	2-4	.500	1	3	4	3.1	2	2	3	1	1	8	5.0
2/2/23	AT USC		14	2-6	.333	0-1	.000	0-0	.000	0	0	0	3.0	2	0	1	0	0	4	4.9
2/4/23	AT UCLA		17	0-2	.000	0-0	.000	0-2	.000	1	3	4	3.0	1	4	2	1	1	0	4.7
2/11/23	WASHINGTON		3	0-0	.000	0-0	.000	0-0	.000	0	0	0	2.9	0	0	0	0	0	0	4.5
2/16/23	OREGON ST		11	0-1	.000	0-0	.000	0-0	.000	1	1	2	2.9	0	1	0	1	1	0	4.4
2/19/23	OREGON		4	0-0	.000	0-0	.000	1-2	.500	0	0	0	2.8	0	0	0	0	0	1	4.3
2/23/23	AT STANFORD																			
2/25/23	AT CALIFORNIA																			
3/2/23	AT WASHINGTON																			
3/8/23	PAC-12 TOURNAMENT																			
TOTAL		**9**	**516**	**45-110**	**.409**	**5-23**	**.217**	**24-35**	**.686**	**29**	**48**	**77**	**2.8**	**31**	**42**	**48**	**11**	**8**	**119**	**4.3**

CAREER/SEASON HIGHS

Minutes
Career — 36 vs UNLV, 12/10/22
Season — 36 vs UNLV, 12/10/22
Pac-12 — 32 vs Utah, 12/4/22

Points
Career — 10 at Prairie View A&M, 11/15/22
Season — 10 at Prairie View A&M, 11/15/22
Pac-12 — 9 vs California, 1/11/23

Field Goals Made
Career — 4 (twice) vs California, 1/11/23
Season — 4 (twice) vs California, 1/11/23
Pac-12 — 4 vs California, 1/11/23

Field Goal Attempts
Career — 8 (twice) at Utah, 1/19/23
Season — 8 (twice) at Utah, 1/19/23
Pac-12 — 8 (twice) at Utah, 1/19/23

3-Pt Field Goals Made
Career — 1 (five times) at Colorado, 1/22/23
Season — 1 (five times) at Colorado, 1/22/23
Pac-12 — 1 at Colorado, 1/22/23

3-Pt Field Goal Attempts
Career — 3 vs Northern Kentucky, 12/7/22
Season — 3 vs Northern Kentucky, 12/7/22
Pac-12 — 2 (five times) at Colorado, 1/22/23

Free Throws Made
Career — 6 at Prairie View A&M, 11/15/22
Season — 6 at Prairie View A&M, 11/15/22
Pac-12 — 2 (four times) vs Arizona State, 1/28/23

Free Throws Attempted
Career — 6 at Prairie View A&M, 11/15/22
Season — 6 at Prairie View A&M, 11/15/22
Pac-12 — 4 vs Arizona State, 1/28/23

Rebounds
Career — 6 (three times) vs Northern Kentucky, 12/7/22
Season — 6 (three times) vs Northern Kentucky, 12/7/22
Pac-12 — 6 vs Utah, 12/4/22

Assists
Career — 5 vs UNLV, 12/10/22
Season — 5 vs UNLV, 12/10/22
Pac-12 — 4 (three times) at UCLA, 2/4/23

Blocks
Career — 2 vs Stanford, 1/14/23
Season — 2 vs Stanford, 1/14/23
Pac-12 — 2 vs Stanford, 1/14/23

Steals
Career — 2 at Colorado, 1/22/23
Season — 2 at Colorado, 1/22/23
Pac-12 — 2 at Colorado, 1/22/23

Most Recent Occurrences Noted

MISC. STATS

Category	Season	Career
Double-Figure Scoring	1	1
Double-Figure Rebounding	0	0
Double-Doubles	0	0
Triple-Doubles	0	0
Led WSU in Scoring	0	0
Led WSU in Rebounding	0	0
20+ Point Games	0	0
30+ Point Games	0	0

CAREER STATS

YEAR	GP	GS	MIN	AVG	FG	FGA	PCT	3FG	3FGA	3PCT	FT	FTA	PCT	OFF	DEF	TOT	AVG	PF	FO	AST	A/G	TO	BLK	STL	PTS	AVG
2022-23	28	9	516	18.4	45	110	.409	5	23	.217	24	35	.686	29	48	77	2.8	31	0	42	1.5	48	11	8	119	4.3
TOTAL	28	9	516	18.4	45	110	.409	5	23	.217	24	35	.686	29	48	77	2.8	31	0	42	1.5	48	11	8	119	4.3

35

MOUHAMED**GUEYE**

6-11 | SOPHOMORE | FORWARD | DAKAR, SENEGAL

2022-23 GAME-BY-GAME STATISTICS

DATE	OPPONENT	GS	MIN	FGM/A	%	3FG/A	%	FTM/A	%	OFF	DEF	TOT	AVG	PF	AST	T/O	BLK	STL	PTS	PPG
11/07/22	TEXAS ST	*	32	8-12	.667	0-0	.000	2-3	.667	3	10	13	13.0	4	2	3	2	1	18	18.0
11/12/22	VS BOISE ST	*	33	4-11	.364	0-1	.000	4-5	.800	2	2	4	8.5	4	1	2	1	1	12	15.0
11/15/22	AT PRAIRIE VIEW A&M	*	19	0-6	.000	0-1	.000	4-4	1.000	0	2	2	6.3	2	0	2	1	0	4	11.3
11/21/22	AT EASTERN WASH	*	24	7-11	.636	1-1	1.000	2-3	.667	4	4	8	6.8	3	3	0	2	0	17	12.8
11/25/22	DETROIT MERCY	*	26	5-9	.556	0-1	.000	0-2	.000	2	6	8	7.0	3	1	2	0	1	10	12.2
12/1/22	AT OREGON	*	35	8-12	.667	1-2	.500	2-2	1.000	4	1	5	6.7	4	0	6	1	2	19	13.3
12/4/22	UTAH	*	30	8-14	.571	0-1	.000	4-5	.800	4	7	11	7.3	5	1	6	0	2	20	14.3
12/7/22	NORTHERN KENTUCKY	*	35	5-10	.500	0-1	.000	4-4	1.000	4	6	10	7.6	0	1	4	1	1	14	14.3
12/10/22	VS UNLV	*	35	3-10	.300	0-2	.000	1-2	.500	3	5	8	7.7	3	4	2	2	0	7	13.4
12/18/22	VS BAYLOR	*	34	2-6	.333	0-2	.000	1-5	.200	5	4	9	7.8	3	3	3	0	1	5	12.6
12/22/22	GEORGE WASH.	*	33	9-14	.643	0-1	.000	3-7	.429	7	3	10	8.0	3	1	4	0	0	21	13.4
12/23/22	AT HAWAI'I	*	23	3-9	.333	0-0	.000	1-1	1.000	4	3	7	7.9	4	1	2	0	1	7	12.8
12/25/22	VS UTAH STATE	*	37	9-15	.600	0-1	.000	4-4	1.000	3	9	12	8.2	2	1	2	2	1	22	13.5
12/30/22	UCLA	*	32	6-14	.429	1-2	.500	5-7	.714	8	10	18	8.9	3	0	2	0	0	18	13.9
1/1/23	USC	*	37	5-9	.556	0-1	.000	2-3	.667	1	3	4	8.6	3	2	0	3	1	12	13.7
1/5/23	AT ARIZONA ST	*	33	3-8	.375	0-1	.000	2-3	.667	2	5	7	8.5	3	5	1	0	0	8	13.4
1/7/23	AT ARIZONA	*	37	10-22	.455	1-3	.333	3-3	1.000	6	8	14	8.8	4	3	1	1	2	24	14.0
1/11/23	CALIFORNIA	*	31	5-9	.556	0-0	.000	4-8	.500	1	1	2	8.4	2	3	1	2	1	14	14.0
1/14/23	STANFORD	*	25	3-5	.600	0-0	.000	1-2	.500	0	1	1	8.1	3	2	1	0	0	7	13.6
1/19/23	AT UTAH	*	35	6-15	.400	0-0	.000	8-10	.800	3	4	7	8.0	3	1	3	0	1	20	14.0
1/22/23	AT COLORADO	*	21	0-7	.000	0-2	.000	0-0	.000	1	4	5	7.9	4	0	4	0	0	0	13.3
1/26/23	ARIZONA	*	35	6-19	.316	0-2	.000	3-3	1.000	6	4	10	8.0	1	2	4	2	1	15	13.4
1/28/23	ARIZONA ST	*	36	3-11	.273	1-2	.500	4-6	.667	7	8	15	8.3	1	3	4	1	1	11	13.3
2/2/23	AT USC	*	38	14-21	.667	1-4	.250	2-4	.500	3	9	12	8.4	3	3	5	0	0	31	14.0
2/4/23	AT UCLA	*	31	3-13	.231	0-1	.000	0-2	.000	3	1	4	8.2	3	2	1	0	0	6	13.7
2/11/23	WASHINGTON	*	40	6-14	.429	1-3	.333	4-7	.571	5	10	15	8.5	1	0	2	0	2	17	13.8
2/16/23	OREGON ST	*	30	9-9	1.000	1-1	1.000	2-4	.500	0	0	0	8.2	3	4	2	1	2	21	14.1
2/19/23	OREGON	*	39	8-15	.533	0-0	.000	2-3	.667	6	6	12	8.3	2	1	1	0	1	18	14.2
2/23/23	AT STANFORD																			
2/25/23	AT CALIFORNIA																			
3/2/23	AT WASHINGTON																			
3/8/23	PAC-12 TOURNAMENT																			
TOTAL		**28**	**896**	**158-330**	**.479**	**8-36**	**.222**	**74-112**	**.661**	**97**	**136**	**233**	**8.3**	**79**	**50**	**71**	**23**	**23**	**398**	**14.2**

CAREER/SEASON HIGHS

Minutes	
Career	40 vs Washington, 2/11/23
Season	40 vs Washington, 2/11/23
Pac-12	40 vs Washington, 2/11/23
Points	
Career	31 at Southern California, 2/2/23
Season	31 at Southern California, 2/2/23
Pac-12	31 at Southern California, 2/2/23
Field Goals Made	
Career	14 at Southern California, 2/2/23
Season	14 at Southern California, 2/2/23
Pac-12	14 at Southern California, 2/2/23
Field Goal Attempts	
Career	23 vs Washington, 2/23/22
Season	22 at Arizona, 1/7/23
Pac-12	23 vs Washington, 2/23/22
3-Pt Field Goals Made	
Career	2 at Cal, 2/5/22
Season	1 (eight times) vs Oregon State, 2/16/23
Pac-12	2 at Cal, 2/5/22
3-Pt Field Goal Attempts	
Career	4 at Southern California, 2/2/23
Season	4 at Southern California, 2/2/23
Pac-12	4 at Southern California, 2/2/23
Free Throws Made	
Career	8 at Utah, 1/19/23
Season	8 at Utah, 1/19/23
Pac-12	8 at Utah, 1/19/23
Free Throws Attempted	
Career	10 at Utah, 1/19/23
Season	10 at Utah, 1/19/23
Pac-12	10 at Utah, 1/19/23
Rebounds	
Career	18 vs UCLA, 12/30/22
Season	18 vs UCLA, 12/30/22
Pac-12	18 vs UCLA, 12/30/22
Assists	
Career	5 at Arizona State, 1/5/23
Season	5 at Arizona State, 1/5/23
Pac-12	5 at Arizona State, 1/5/23
Blocks	
Career	3 (three times) vs USC, 1/1/23
Season	3 vs USC, 1/1/23
Pac-12	3 (three times) vs USC, 1/1/23
Steals	
Career	3 (twice) vs Arizona, 2/10/22
Season	2 (five times) vs Oregon State, 2/16/23
Pac-12	3 vs Arizona, 2/10/22

Most Recent Occurrences Noted

MISC. STATS

Category	Season	Career
Double-Figure Scoring	20	30
Double-Figure Rebounding	12	16
Double-Doubles	12	15
Triple-Doubles	0	0
Led WSU in Scoring	12	14
Led WSU in Rebounding	17	28
20+ Point Games	7	8
30+ Point Games	1	1

CAREER STATS

YEAR	GP	GS	MIN	AVG	FG	FGA	PCT	3FG	3FGA	3PCT	FT	FTA	PCT	OFF	DEF	TOT	AVG	PF	FO	AST	A/G	TO	BLK	STL	PTS	AVG
2021-22	35	33	767	21.9	109	222	.491	7	25	.280	33	67	.493	71	110	181	5.2	94	2	17	0.5	35	33	29	258	7.4
2022-23	28	28	896	32.0	158	330	.479	8	36	.222	74	112	.661	97	136	233	8.3	79	1	50	1.8	71	23	23	398	14.2
TOTAL	63	61	1664	26.4	267	552	.484	15	61	.246	107	179	.598	168	246	414	6.6	173	3	67	1.1	106	56	52	656	10.4

THE **LAST** TIME

A COUG SCORED 30 OR MORE POINTS:
31, Mouhamed Gueye, at USC, Feb. 2, 2023

AN OPP SCORED 30 OR MORE POINTS:
30, Kendric Davis, SMU, March 20, 2022

A COUG COLLECTED 15 OR MORE REBOUNDS:
15, Mouhamed Gueye, vs Washington, Feb. 11, 2023

AN OPP COLLECTED 15 OR MORE REBOUNDS:
16, Cheatham Zylan, Arizona State, Feb. 7, 2019

A COUG COLLECTED 10 OR MORE ASSISTS:
12, Justin Powell, Texas State, Nov. 7, 2022

AN OPP COLLECTED 10 OR MORE ASSISTS:
11, Dashawn Davis, Oregon State, Feb. 28, 2022

A COUG HAD 5 OR MORE STEALS:
5, Noah Williams, vs Colorado, March 20, 2020

AN OPP HAD 5 OR MORE STEALS:
5, Chris Duarte, Oregon, Jan. 16, 2020

A COUG HAD 5 OR MORE BLOCKED SHOTS:
5, Dishon Jackson, vs Cal, March 9, 2022

AN OPP HAD 5 OR MORE BLOCKED SHOTS:
5, Even Mobley, USC, Feb. 13, 2021

A COUG MADE 10 OR MORE FIELD GOALS:
14, Mouhamed Gueye, at USC, Feb. 2, 2023

AN OPP MADE 10 OR MORE FIELD GOALS:
11, Tristan da Silva, Colorado, Jan. 22, 2023

A COUG ATTEMPTED 20 OR MORE FIELD GOALS:
21, Mouhamed Gueye, at USC, Feb. 2, 2023

AN OPP ATTEMPTED 20 OR MORE FIELD GOALS:
20, Azuolas Tubelis, Arizona, Jan. 7, 2023

A COUG MADE 10 OR MORE FREE THROWS:
11, Isaac Bonton, vs Texas Southern, Nov. 25, 2020

AN OPP MADE 10 OR MORE FREE THROWS:
10, Azuolas Tubelis, Arizona, Jan. 7, 2023

A COUG MADE 5 OR MORE 3-PT FIELD GOALS:
5, Justin Powell, at UCLA, Feb. 4, 2023

AN OPPONENT MADE 5 OR MORE 3-PT FIELD GOALS:
5, Boogie Ellis, USC, Feb. 2, 2023

A COUG ATTEMPTED 10 OR MORE 3-PT FGS:
10, Justin Powell, vs Washington, Feb. 11, 2023

AN OPPONENT ATTEMPTED 10 OR MORE 3-PT FGS:
10, Kerr Kriisa, at Arizona, Jan. 26, 2023

WSU HAD 5 OR MORE COUGS IN DOUBLE-FIGURES:
vs USC, Jan. 1, 2023

AN OPP HAD 5 OR MORE PLAYERS IN DOUBLE-FIGURES:
vs Utah State, Dec. 25, 2022

WSU HAD 2 OR MORE COUGS POST A DOUBLE-DOUBLE:
Mouhamed Gueye (18 pts, 13 rbd)
& Justin Powell (14 pts, 12 ast) vs Texas State, Nov. 7, 2022

AN OPP HAD 2 OR MORE PLAYERS POST A DOUBLE-DOUBLE:
Jalen Williams (19 pts, 15 rbds)
& Josip Vrankic (19 pts, 10 rbds) Santa Clara, March 15, 2022

WSU HAD A TRIPLE-DOUBLE:
Kyle Weaver (14 pts, 13 rbd, 10 ast), vs Stanford, Jan. 13, 2007

AN OPP HAD A TRIPLE-DOUBLE:

RECORD **WHEN**

Overall	**13-15**
At home	10-3
On the road/Neutral	3-12
In overtime	0-1
After a win (won opener)	5-7
After a loss	7-8
Leading at halftime	11-1
Trailing at halftime	2-13
Tied at halftime	0-1
Leading by 1-5 at half	2-1
Leading by 6-10 at half	2-0
Leading by 10+ at half	7-0
Outscoring opp. in 2nd half	10-3
Outscored by opp. in 2nd half	2-10
Scoring same points in 2nd half	1-2
Leading with 5 minutes remaining	11-1
Trailing with 5 minutes remaining	1-14
Tied with 5 minutes remaining	1-0
Scoring fewer than 50 points	0-0
Scoring 50-59 points	1-6
Scoring 60-69 points	5-5
Scoring 70-79 points	2-4
Scoring 80-89 points	4-0
Scoring 90-99 points	1-0
Scoring 100+ points	0-0
Allowing 39 or fewer points	0-0
Allowing 40-49 points	1-0
Allowing 50-59 points	6-1
Allowing 60-69 points	5-5
Allowing 70-79 points	1-7
Allowing 80-89 points	0-2
Allowing 90+ points	0-0
Decided by 1 point	1-1
Decided by 2-3 points	2-2
Decided by 4-5 points	1-2
Decided by 6-9 points	0-3
Decided by 10-19 points	5-6
Decided by 20+ points	4-1
Higher field goal percentage	10-2
Lower field goal percentage	3-13
Same field goal percentage	0-0
Shooting less than 30%	1-0
Shooting 30-39%	2-8
Shooting 40-49%	6-6
Shooting 50+ %	4-1
Opponent shoots less than 30%	0-0
Opponent shoots 30-39%	6-1
Opponent shoots 40-49%	7-7
Opponent shoots 50+ %	0-7
More made 3-pt than opponent	13-6
Fewer made 3-pt than opponent	0-6
Same made 3-pt than opponent	0-3
Making fewer than five 3-pointers	0-6
Making 5-9 3-pointers	6-6
Making 10+ 3-pointers	7-3

Allowing fewer than five 3-pointers	6-5
Allowing 5-9 3-pointers	7-9
Allowing 10+ 3-pointers	0-1
Making more FTs	6-6
Making fewer FTs	5-8
Making same FTs	2-1
Making fewer than 10 FTs	6-6
Making 10-19 FTst	7-7
Making 20+ FTs	0-2
Opponent makes fewer than 10 FTs	7-6
Opponent makes 10-19 FTs	6-8
Opponent makes 20+ FTs	0-1
Outrebounding opponent	7-8
Outrebounded by opponent	6-7
Same rebounds	0-0
Fewer than 10 assists	0-8
10-19 assists	11-7
20+ assists	2-0
No blocks	1-2
1-4 blocks	9-12
5+ blocks	3-1
Committing more turnovers	5-10
Committing fewer turnovers	7-3
Committing same turnovers	1-2
Committing fewer than 10 turnovers	6-1
Committing 10-19 turnovers	7-13
Committing 20+ turnovers	0-1
Forcing fewer than 10 turnovers	3-6
Forcing 10-19 turnovers	10-9
Forcing 20+ turnovers	0-0
In day games	6-5
In night games	7-10
On Sunday	2-4
On Monday	2-0
On Tuesday	0-1
On Wednesday	2-0
On Thursday	2-5
On Friday	1-2
On Saturday	4-3
In November	3-2
In December	2-7
In January	5-4
In February	3-2
In March	0-0
vs. Pac-12	8-9
vs. Pac-12 at home	7-3
vs. Pac-12 on the road/neutral	1-5
vs. ranked opponents	1-4
Winning the opening tip	5-5
Losing the opening tip	8-10
Wearing White	9-4
Wearing Crimson	3-6
Wearing Anthracite	1-5

THE LAST TIME WSU BASKETBALL

SCORING

Less than 40 points	25 Arizona at Tucson, 1/2/14
40-49 points	49 vs Arizona at Pullman, 2/1/20
90-99 points	96 vs Detroit Mercy at Pullman, 11/25/22
100+ points (regulation)	109 vs Idaho at Moscow, 11/18/21
100+ points	103 at Oregon State at Corvallis, 2/28/22

OPPONENT SCORING

Less than 40 points	29 Arizona State at Tempe, 12/1/21
40-49 points	47 Northern Kentucky at Pullman, 12/7/22
90-99 points	91 UCLA at Los Angeles, 1/14/21
100+ points (regulation)	103 Creighton at St. Thomas, Virgin Islands, 11/18/16
100+ points	103 Creighton at St. Thomas, Virgin Islands, 11/18/16

FIELD GOAL PERCENTAGE

Less than .200 shooting	UNKNOWN
.200-.299 shooting	.293 (17-58) vs Washington at Pullman, 2/11/23
.300-.399 shooting	.309 (17-55) vs UCLA at Los Angeles, 2/4/23
.300-.399 shooting and won	.369 (24-65) vs Arizona State at Pullman, 1/28/23
.600 shooting or higher	.607 (34-56) vs Detroit Mercy at Pullman, 11/25/22

OPPONENT FIELD GOAL PERCENTAGE

Less than .200 shooting	.167 (9-54) Miss.Valley St. at Pullman, 11/15/08
.200-.299 shooting	.286 (16-56) Colorado at Pullman, 1/30/22
.300-.399 shooting	.339 (19-56) Washington at Pullman, 2/11/23
.300-399 shooting and won	.362 (21-58) UCLA at Pullman, 12/30/22
.600 shooting or higher	.604 (32-53) Utah State at Honolulu, 12/25/22

BASKETS MADE

40+ field goals made	(40-66) vs Idaho at Moscow, 11/18/21
10-14 3-point field goals made	(14-24) vs Oregon State at Pullman, 2/16/23
15+ 3-point field goals made	(19-29) vs Detroit Mercy at Pullman, 11/25/22
Did not make a 3-pointer	(0-6) vs Oregon at Los Angeles, 3/12/09
Made 30+ free throws	(39-51) vs Rider at Pullman, 12/17/18
Attempted 45+ free throws	(39-51) vs Rider at Pullman, 12/17/18
Attempted fewer than five free throws	(2-3) vs Arizona at Pullman, 2/10/22
Attempted 5-10 free throws	(5-9) vs Oregon at Pullman, 2/19/23
Attempted 11-15 free throws	(8-13) vs Oregon State at Pullman, 2/16/23
Attempted zero free throws in a half	at Oregon (1st) at Eugene, 2/14/22

OPPONENT BASKETS MADE

40+ field goals made	(40-71) Creighton at St. Thomas, Virgin Islands, 11/18/16
10-14 3-point field goals made	(11-17) Utah State at Honolulu, 12/25/22
15+ 3-point field goals made	(16-30) Winthrop at Pullman, 11/22/21
Did not make a 3-pointer	(0-15) Mississippi Valley State at Spokane, 11/24/07
Made 30+ free throws	(31-40) Colorado at Boulder, 2/11/16
Attempted 45+ free throws	(32-47) Colorado State at Fort Collins, 12/14/02
Attempted fewer than five free throws	(4-4) Santa Clara at Pullman, 12/17/16
Attempted 5-10 free throws	(5-7) Oregon at Pullman, 2/19/23
Attempted 11-15 free throws	(9-14) Washington at Pullman, 2/11/23
Attempted zero free throws in a half	Arizona (2nd) at Pullman, 1/26/23

REBOUNDS

Less than 10 rebounds	UNKNOWN
10-20 rebounds	20 (3 off/17 def) vs. Arizona at Tucson, 1/26/17
50+ rebounds	53 (15 off/38 def) at Arizona State at Tempe, 12/1/21
20+ rebound margin	+29 (41/12) vs Northern Kentucky at Pullman, 12/7/22

OPPONENT REBOUNDS

Less than 10 rebounds	7 Princeton at East Lansing, Mich., 12/29/92
10-20 rebounds	20 (5 off/15 def) UNLV at Las Vegas, 12/10/22
50+ rebounds	53 (15/38) Arizona at Pullman, 1/2/21
20+ rebound margin	+20 (49/29) Stanford at Palo Alto, 2/28/19

STEALS

10-14 steals	10 vs Arizona at Pullman, 1/26/23
15+ steals	16 vs Wyoming at Pullman, 11/30/05

OPPONENT STEALS

10-14 steals	10 UCLA at Pullman, 12/30/22
15+ steals	15 Washington at Seattle, 2/28/20

ASSISTS

15-19 assists	15 vs Oregon State at Pullman, 2/16/23
20-25 assists	20 vs Detroit Mercy at Pullman, 11/25/22
More than 25 assists	27 vs CSUN at Pullman, 11/27/18

OPPONENT ASSISTS

15-19 assists	18 UCLA at Los Angeles, 2/4/23
20-25 assists	20 Utah at Salt Lake City, 1/19/23
More than 25 assists	30 Arizona at Tucson, 2/1/01

TURNOVERS

Less than 5 turnovers	3 vs Seattle U at Pullman, 11/7/19
5-10 turnovers	6 vs Oregon at Pullman, 2/19/23
25-30 turnovers	25 vs Kansas State at Manhattan, Kan., 12/5/09
31-35 turnovers	31 vs UCLA at Los Angeles, 2/25/99
35 or more turnovers	37 vs USC at Pullman, 1/10/65

OPPONENT TURNOVERS

Less than 5 turnovers	4 Washington at Seattle, 3/2/16
5-10 turnovers	10 Washington at Pullman, 2/11/23
25-30 turnovers	25 Gonzaga at Spokane, 12/8/10
31-35 turnovers	32 Prairie View A&M at Pullman, 11/24/01
35 or more turnovers	35 Central Connecticut State, 11/22/91

BLOCKED SHOTS

10+ blocked shots	10 vs Santa Clara, at Pullman, 3/15/22

OPPONENT BLOCKED SHOTS

10+ blocked shots	11 California at Berkeley, 1/12/13

FREE THROW PERCENTAGE

Less than .500	.400 (4-10) vs Stanford at Pullman, 1/13/22
.900-.999	.900 (9-10) vs Arizona State at Pullman, 2/12/2
1.000	1.000 (13-13) at Washington at Seattle, 2/26/22

OPPONENT FREE THROW PERCENTAGE

Less than .500	.467 (7-15) Utah State at Honolulu, 12/25/22
.900-.999	.955 (21-22) UCLA at Pullman, 12/30/22
1.000	1.000 (11-11) UCLA at Las Vegas, 3/10/22

MARGIN OF VICTORY

1-point	60-59 vs Stanford at Pullman, 1/14/23
2-points	66-64 vs George Washington at Honolulu, 12/22/22
20-29 points	21 (68-47) vs Northern Kentucky at Pullman, 12/7/22
Back-to-back 20+ points	26 (82-56) at Eastern Washington at Spokane, 11/21/22
	42 (96-54) vs Detroit Mercy at Pullman, 11/25/22
30-40 points	34 (94-60) vs Weber State at Pullman, 12/8/21
41-50 points	42 (96-54) vs Detroit Mercy at Pullman, 11/25/22
50+ points	51 (76-25) vs Mississippi Valley State at Pullman, 11/15/08
30+ halftime lead	33 (56-23) vs Detroit Mercy at Pullman, 11/25/22
Single-overtime win	at Oregon State at Corvallis, 2/28/22 (103-97)
Double-overtime win	vs. Washington at Pullman, 3/8/08 (76-73)
Triple-overtime win	vs Stanford at Pullman, 2/20/21 (85-76)

OPPONENT MARGIN OF VICTORY

1-point	67-66 UCLA at Pullman, 12/30/22
2-points	67-65 (OT) Utah at Pullman, 12/4/22
20-29 points	24 (76-52) UCLA at Los Angeles, 2/4/23
Back-to-back 20+ points	20 (78-58) Oregon at Eugene, 1/27/19
	20 (87-67) UCLA at Pullman, 1/30/19
30-40 points	31 (91-61) UCLA at Los Angeles, 1/14/21
40+ points	48 (98-50) Stanford at Palo Alto, 2/28/19
30+ halftime lead	34 (19-53) Arizona at Pullman, 2/15/15
Single-overtime win	Utah at Pullman, 12/4/22 (67-65)
Double-overtime win	Arizona at Pullman, 1/2/21 (86-82)
Triple-overtime win	Oregon at Pullman, 1/14/99 (87-83)

SEASON HIGHS/LOWS

WASHINGTON STATE

HIGHS

POINTS	96	DETROIT MERCY (11/25/2022)
	83	TEXAS ST. (11/07/2022)
	82	AT EASTERN WASH. (11/21/2022)
	81	SOUTHERN CALIFORNIA (01/01/2023)
	80	OREGON ST. (02/16/2023)
FIELD GOALS MADE	34	DETROIT MERCY (11/25/2022)
	31	AT EASTERN WASH. (11/21/2022)
FIELD GOAL ATTEMPTS	68	UTAH (12/04/2022)
	65	ARIZONA ST. (01/28/2023)
FIELD GOAL PERCENTAGE	.607 (34-56)	DETROIT MERCY (11/25/2022)
	.592 (29-49)	OREGON ST. (02/16/2023)
3 PT FG MADE	19	DETROIT MERCY (11/25/2022)
	15	AT EASTERN WASH. (11/21/2022)
3 PT FG ATTEMPTS	34	ARIZONA ST. (01/28/2023)
	32	AT ARIZONA ST. (01/05/2023)
3 PT FG PERCENTAGE	.655 (19-29)	DETROIT MERCY (11/25/2022)
	.583 (14-24)	OREGON ST. (02/16/2023)
FREE THROWS MADE	24	AT PRAIRIE VIEW (11/15/2022)
	23	VS UTAH ST. (N) (12/25/2022)
FREE THROW ATTEMPTS	29	AT PRAIRIE VIEW (11/15/2022)
	26	VS UTAH ST. (N) (12/25/2022)
	26	UTAH (12/04/2022)
FREE THROW PERCENTAGE	.885 (23-26)	VS UTAH ST. (N) (12/25/2022)
	.875 (7-8)	AT OREGON (12/01/2022)
REBOUNDS	47	WASHINGTON (02/11/2023)
	47	ARIZONA ST. (01/28/2023)
ASSISTS	20	DETROIT MERCY (11/25/2022)
	20	AT EASTERN WASH. (11/21/2022)
STEALS	13	UTAH (12/04/2022)
	10	ARIZONA (01/26/2023)
BLOCKED SHOTS	8	TEXAS ST. (11/07/2022)
	6	ARIZONA (01/26/2023)
TURNOVERS	22	VS UNLV (N) (12/10/2022)
	17	AT COLORADO (01/22/2023)
	17	AT OREGON (12/01/2022)
FOULS	24	TEXAS ST. (11/07/2022)
	20	AT COLORADO (01/22/2023)
	20	VS BOISE ST. (N) (11/12/2022)

LOWS

POINTS	51	AT HAWAII (12/23/2022)
	52	AT UCLA (02/04/2023)
	55	AT COLORADO (01/22/2023)
	56	WASHINGTON (02/11/2023)
	58	ARIZONA (01/26/2023)
FIELD GOALS MADE	14	AT PRAIRIE VIEW (11/15/2022)
	17	WASHINGTON (02/11/2023)
	17	AT UCLA (02/04/2023)
FIELD GOAL ATTEMPTS	44	AT PRAIRIE VIEW (11/15/2022)
	48	STANFORD (01/14/2023)
	48	VS UNLV (N) (12/10/2022)
FIELD GOAL PERCENTAGE	.293 (17-58)	WASHINGTON (02/11/2023
	.305 (18-59)	AT HAWAII (12/23/2022)
3 PT FG MADE	2	VS UTAH ST. (N) (12/25/2022)
	3	AT HAWAII (12/23/2022)
	3	AT OREGON (12/01/2022)
3 PT FG ATTEMPTS	13	AT HAWAII (12/23/2022)
	14	AT OREGON (12/01/2022)
3 PT FG PERCENTAGE	.118 (2-17)	VS UTAH ST. (N) (12/25/2022)
	.133 (4-30)	UTAH (12/04/2022)
FREE THROWS MADE	5	OREGON (02/19/2023)
	5	VS UNLV (N) (12/10/2022)
	5	AT EASTERN WASH. (11/21/2022)
FREE THROW ATTEMPTS	8	VS UNLV (N) (12/10/2022)
	8	AT OREGON (12/01/2022)
FREE THROW PERCENTAGE	.500 (5-10)	AT EASTERN WASH. (11/21/2022)
	.545 (6-11)	STANFORD (01/14/2023)
REBOUNDS	23	STANFORD (01/14/2023)
	24	OREGON ST. (02/16/2023)
ASSISTS	2	AT HAWAII (12/23/2022)
	3	VS BOISE ST. (N) (11/12/2022)
STEALS	1 (FOUR TIMES)	AT SOUTHERN CALIFORNIA (02/02/2023)
BLOCKED SHOTS	0	AT SOUTHERN CALIFORNIA (02/02/2023)
	0	AT UTAH (01/19/2023)
	0	VS GEORGE WASHINGTON (N) (12/22/2022)
TURNOVERS	6 (THREE TIMES)	OREGON (02/19/2023)
FOULS	11 (THREE TIMES)	OREGON (02/19/2023)

OPPONENTS

HIGHS

POINTS	82	VS UTAH ST. (N) (12/25/2022)
	80	AT SOUTHERN CALIFORNIA (02/02/2023)
	77	AT UTAH (01/19/2023)
	77	AT ARIZONA ST. (01/05/2023)
	76	AT UCLA (02/04/2023)
FIELD GOALS MADE	32	VS UTAH ST. (N) (12/25/2022)
	32	AT OREGON (12/01/2022)
FIELD GOAL ATTEMPTS	65	SOUTHERN CALIFORNIA (01/01/2023)
	63	AT ARIZONA (01/07/2023)
FIELD GOAL PERCENTAGE	.604 (32-53)	VS UTAH ST. (N) (12/25/2022)
	.554 (31-56)	AT UTAH (01/19/2023)
	.554 (31-56)	AT ARIZONA ST. (01/05/2023)
3 PT FG MADE	11	VS UTAH ST. (N) (12/25/2022)
	9 (FOUR TIMES)	AT UCLA (02/04/2023)
3 PT FG ATTEMPTS	27	AT EASTERN WASH. (11/21/2022)
	25	AT ARIZONA (01/07/2023)
3 PT FG PERCENTAGE	.647 (11-17)	VS UTAH ST. (N) (12/25/2022)
	.500 (7-14)	UTAH (12/04/2022)
FREE THROWS MADE	21	UCLA (12/30/2022)
	17	AT SOUTHERN CALIFORNIA (02/02/2023)
	17	AT ARIZONA (01/07/2023)
FREE THROW ATTEMPTS	28	AT ARIZONA (01/07/2023)
	26	TEXAS ST. (11/07/2022)
FREE THROW PERCENTAGE	.955 (21-22)	UCLA (12/30/2022)
	.875 (7-8)	AT OREGON (12/01/2022)
REBOUNDS	45	AT ARIZONA (01/07/2023)
	44	UTAH (12/04/2022)
ASSISTS	21	VS UTAH ST. (N) (12/25/2022)
	20	AT UTAH (01/19/2023)
STEALS	12	VS UNLV (N) (12/10/2022)
	10	UCLA (12/30/2022)
BLOCKED SHOTS	7	AT SOUTHERN CALIFORNIA (02/02/2023)
	6	UTAH (12/04/2022)
TURNOVERS	19	UTAH (12/04/2022)
	17	AT COLORADO (01/22/2023)
FOULS	24	AT PRAIRIE VIEW (11/15/2022)
	23	UTAH (12/04/2022)

LOWS

POINTS	47	NORTHERN KY. (12/07/2022)
	51	WASHINGTON (02/11/2023)
	51	CALIFORNIA (01/11/2023)
	54	DETROIT MERCY (11/25/2022)
	56	AT EASTERN WASH. (11/21/2022)
FIELD GOALS MADE	18	NORTHERN KY. (12/07/2022)
	18	DETROIT MERCY (11/25/2022)
FIELD GOAL ATTEMPTS	42	AT COLORADO (01/22/2023)
	42	NORTHERN KY. (12/07/2022)
FIELD GOAL PERCENTAGE	.311 (19-61)	AT EASTERN WASH. (11/21/2022)
	.317 (20-63)	AT ARIZONA (01/07/2023)
3 PT FG MADE	2	AT COLORADO (01/22/2023)
	3 (SEVEN TIMES)	SOUTHERN CALIFORNIA (01/01/2023)
3 PT FG ATTEMPTS	7	AT COLORADO (01/22/2023)
	9	NORTHERN KY. (12/07/2022)
3 PT FG PERCENTAGE	.160 (4-25)	AT ARIZONA (01/07/2023)
	.167 (3-18)	SOUTHERN CALIFORNIA (01/01/2023)
	.167 (3-18)	VS GEORGE WASHINGTON (N) (12/22/2022)
	.167 (3-18)	AT OREGON (12/01/2022)
FREE THROWS MADE	3	ARIZONA (01/26/2023)
	5	OREGON (02/19/2023)
	5	AT PRAIRIE VIEW (11/15/2022)
FREE THROW ATTEMPTS	6	ARIZONA (01/26/2023)
	6	AT PRAIRIE VIEW (11/15/2022)
FREE THROW PERCENTAGE	.462 (12-26)	TEXAS ST. (11/07/2022)
	.467 (7-15)	VS UTAH ST. (N) (12/25/2022)
REBOUNDS	12	NORTHERN KY. (12/07/2022)
	20	VS UNLV (N) (12/10/2022)
ASSISTS	5	UCLA (12/30/2022)
	6	AT COLORADO (01/22/2023)
	6	AT HAWAII (12/23/2022)
STEALS	2	AT UTAH (01/19/2023)
	2	AT ARIZONA (01/07/2023)
	2	AT EASTERN WASH. (11/21/2022)
BLOCKED SHOTS	0 (FOUR TIMES)	WASHINGTON (02/11/2023)
TURNOVERS	6	UCLA (12/30/2022)
	7	AT SOUTHERN CALIFORNIA (02/02/2023)
	7	VS UNLV (N) (12/10/2022)
FOULS	12	OREGON (02/19/2023)
	12	VS UNLV (N) (12/10/2022)

INDIVIDUAL GAME HIGHS

WASHINGTON STATE

POINTS	31	MOUHAMED GUEYE AT SOUTHERN CAL (02/02/2023)
	24	MOUHAMED GUEYE AT ARIZONA (01/07/2023)
	24	JABE MULLINS AT EASTERN WASH. (11/21/2022)
	24	TJ BAMBA VS BOISE ST. (N) (11/12/2022)
	22	ANDREJ JAKIMOVSKI VS ARIZONA ST. (01/28/2023)
	22	MOUHAMED GUEYE VS UTAH ST. (N) (12/25/2022)
	22	TJ BAMBA VS NORTHERN KY. (12/07/2022)
	22	JABE MULLINS VS DETROIT MERCY (11/25/2022)
FIELD GOALS MADE	14	MOUHAMED GUEYE AT SOUTHERN CAL (02/02/2023)
	10	MOUHAMED GUEYE AT ARIZONA (01/07/2023)
FIELD GOAL ATTEMPTS	22	MOUHAMED GUEYE AT ARIZONA (01/07/2023)
	21	MOUHAMED GUEYE AT SOUTHERN CAL (02/02/2023)
FIELD GOAL PCT (MIN 5 MADE)	1.000 (9-9)	MOUHAMED GUEYE VS OREGON ST. (02/16/2023)
	.750 (6-8)	ANDREJ JAKIMOVSKI VS STANFORD (01/14/2023)
	.750 (6-8)	JABE MULLINS VS SOUTHERN CAL (01/01/2023)
	.750 (6-8)	JUSTIN POWELL VS DETROIT MERCY (11/25/2022)
3 PT FG MADE	8	JABE MULLINS AT EASTERN WASH. (11/21/2022)
	6	JUSTIN POWELL VS ARIZONA ST. (01/28/2023)
	6	JABE MULLINS VS DETROIT MERCY (11/25/2022)
3 PT FG ATTEMPTS	12	JUSTIN POWELL VS UTAH (12/04/2022)
	11	JUSTIN POWELL VS ARIZONA ST. (01/28/2023)
	11	JABE MULLINS AT EASTERN WASH. (11/21/2022)
3 PT FG PCT (MIN 2 MADE)	1.000 (2-2)	JUSTIN POWELL VS OREGON (02/19/2023)
	1.000 (2-2)	TJ BAMBA VS OREGON ST. (02/16/2023)
	1.000 (2-2)	ANDREJ JAKIMOVSKI AT COLORADO (01/22/2023)
FREE THROWS MADE	10	TJ BAMBA VS UTAH ST. (N) (12/25/2022)
	8	TJ BAMBA VS WASHINGTON (02/11/2023)
	8	MOUHAMED GUEYE AT UTAH (01/19/2023)
FREE THROW ATTEMPTS	12	TJ BAMBA VS UTAH ST. (N) (12/25/2022)
	10	TJ BAMBA VS WASHINGTON (02/11/2023)
	10	MOUHAMED GUEYE AT UTAH (01/19/2023)
FREE THROW PCT (MIN 4 MADE)	1.000 (6-6)	DJ RODMAN VS ARIZONA (01/26/2023)
	1.000 (6-6)	TJ BAMBA AT HAWAII (12/23/2022)
	1.000 (6-6)	KYMANY HOUINSOU AT PRAIRIE VIEW (11/15/2022)
	1.000 (6-6)	JABE MULLINS VS TEXAS ST. (11/07/2022)
	1.000 (4-4)	TJ BAMBA VS OREGON ST. (02/16/2023)
	1.000 (4-4)	JABE MULLINS AT ARIZONA (01/07/2023)
	1.000 (4-4)	JUSTIN POWELL VS UTAH ST. (N) (12/25/2022)
	1.000 (4-4)	MOUHAMED GUEYE VS UTAH ST. (N) (12/25/2022)
	1.000 (4-4)	MOUHAMED GUEYE VS NORTHERN KY. (12/07/2022)
	1.000 (4-4)	TJ BAMBA VS DETROIT MERCY (11/25/2022)
	1.000 (4-4)	MOUHAMED GUEYE AT PRAIRIE VIEW (11/15/2022)
REBOUNDS	18	MOUHAMED GUEYE VS UCLA (12/30/2022)
	15	MOUHAMED GUEYE VS WASHINGTON (02/11/2023)
	15	MOUHAMED GUEYE VS ARIZONA ST. (01/28/2023)
ASSISTS	12	JUSTIN POWELL VS TEXAS ST. (11/07/2022)
	7	JUSTIN POWELL VS SOUTHERN CAL (01/01/2023)
	7	JUSTIN POWELL VS DETROIT MERCY (11/25/2022)
	7	JUSTIN POWELL AT EASTERN WASH. (11/21/2022)
STEALS	3	JABE MULLINS VS OREGON (02/19/2023)
	3	DJ RODMAN VS UTAH (12/04/2022)
	3	DYLAN DARLING VS UTAH (12/04/2022)
	3	DJ RODMAN VS DETROIT MERCY (11/25/2022)
BLOCKED SHOTS	3	ADRAME DIONGUE VS ARIZONA (01/26/2023)
	3	MOUHAMED GUEYE VS SOUTHERN CAL (01/01/2023)
	3	ADRAME DIONGUE VS UCLA (12/30/2022)
	3	MAEL HAMON-CRESPIN VS TEXAS ST. (11/07/2022)
TURNOVERS	6	MOUHAMED GUEYE VS UTAH (12/04/2022)
	6	MOUHAMED GUEYE AT OREGON (12/01/2022)
FOULS	5 (SIX TIMES)	JUSTIN POWELL VS WASHINGTON (02/11/2023)

OPPONENTS

POINTS	29	AZUOLAS TUBELIS AT ARIZONA (01/07/2023)
	28	BRANDEN CARLSON AT UTAH (01/19/2023)
	27	TRISTAN DA SILVA AT COLORADO (01/22/2023)
	26	WILL DOUGLAS AT PRAIRIE VIEW (11/15/2022)
	25	KESHON GILBERT VS UNLV (N) (12/10/2022)
FIELD GOALS MADE	11	TRISTAN DA SILVA AT COLORADO (01/22/2023)
	11	BRANDEN CARLSON AT UTAH (01/19/2023)
	11	N'FALY DANTE AT OREGON (12/01/2022)
	11	WILL DOUGLAS AT PRAIRIE VIEW (11/15/2022)
FIELD GOAL ATTEMPTS	20	AZUOLAS TUBELIS AT ARIZONA (01/07/2023)
	20	WILL DOUGLAS AT PRAIRIE VIEW (11/15/2022)
FIELD GOAL PCT (MIN 5 MADE)	1.000 (5-5)	DAN AKIN VS UTAH ST. (N) (12/25/2022)
	.917 (11-12)	BRANDEN CARLSON AT UTAH (01/19/2023)
3 PT FG MADE	5	BOOGIE ELLIS AT SOUTHERN CALIFORNIA (02/02/2023)
	5	KERR KRIISA VS ARIZONA (01/26/2023)
	5	STEELE VENTERS AT EASTERN WASH. (11/21/2022)
3 PT FG ATTEMPTS	11	KERR KRIISA AT ARIZONA (01/07/2023)
	11	KEYONTE GEORGE VS BAYLOR (N) (12/18/2022)
	11	JEREMIAH GAMBRELL AT PRAIRIE VIEW (11/15/2022)
3 PT FG PCT (MIN 2 MADE)	1.000 (3-3)	STEVEN ASHWORTH VS UTAH ST. (N) (12/25/2022)
	1.000 (2-2)	WILL RICHARDSON VS OREGON (02/19/2023)
	1.000 (2-2)	KEESHAWN BARTHELEMY VS OREGON (02/19/2023)
	1.000 (2-2)	JUSTIN WEBSTER VS UNLV (N) (12/10/2022)
	1.000 (2-2)	TEKORIAN SMITH AT PRAIRIE VIEW (11/15/2022)
FREE THROWS MADE	10	AZUOLAS TUBELIS AT ARIZONA (01/07/2023)
	10	JAIME JAQUEZ JR. VS UCLA (12/30/2022)
FREE THROW ATTEMPTS	12	AZUOLAS TUBELIS AT ARIZONA (01/07/2023)
	10	JAIME JAQUEZ JR. VS UCLA (12/30/2022)
FREE THROW PCT (MIN 4 MADE)	1.000 (10-10)	JAIME JAQUEZ JR. VS UCLA (12/30/2022)
	1.000 (4-4)	REESE DIXON-WATERS AT USC (02/02/2023)
	1.000 (4-4)	TRISTAN DA SILVA AT COLORADO (01/22/2023)
	1.000 (4-4)	TYGER CAMPBELL VS UCLA (12/30/2022)
	1.000 (4-4)	DAVID SINGLETON VS UCLA (12/30/2022)
	1.000 (4-4)	JOVON MCCLANAHAN AT HAWAII (12/23/2022)
	1.000 (4-4)	ELIJAH HARKLESS VS UNLV (N) (12/10/2022)
	1.000 (4-4)	WILL RICHARDSON AT OREGON (12/01/2022)
	1.000 (4-4)	CASEY JONES AT EASTERN WASH. (11/21/2022)
REBOUNDS	15	JAIME JAQUEZ JR. AT UCLA (02/04/2023)
	14	AZUOLAS TUBELIS AT ARIZONA (01/07/2023)
ASSISTS	9	TYGER CAMPBELL AT UCLA (02/04/2023)
	8	WILL RICHARDSON AT OREGON (12/01/2022)
STEALS	4	ADAM FLAGLER VS BAYLOR (N) (12/18/2022)
	4	MARCUS SHAVER JR. VS BOISE ST. (N) (11/12/2022)
BLOCKED SHOTS	4	VINCENT IWUCHUKWU AT SOUTHERN CAL (02/02/2023)
	3	ADEM BONA AT UCLA (02/04/2023)
	3	WARREN WASHINGTON VS ARIZONA ST. (01/28/2023)
	3	IMANUEL ZORGVOL VS NORTHERN KY. (12/07/2022)
	3	KEBA KEITA VS UTAH (12/04/2022)
	3	NAJE SMITH VS BOISE ST. (N) (11/12/2022)
TURNOVERS	6	BRANDEN CARLSON VS UTAH (12/04/2022)
	5	WARREN WASHINGTON VS ARIZONA ST. (01/28/2023)
	4	KERR KRIISA VS ARIZONA (01/26/2023)
	4	OUMAR BALLO AT ARIZONA (01/07/2023)
	4	DAN AKIN VS UTAH ST. (N) (12/25/2022)
	4	SAM VINSON VS NORTHERN KY. (12/07/2022)
	4	ROLLIE WORSTER VS UTAH (12/04/2022)
	4	GABE MADSEN VS UTAH (12/04/2022)
	4	N'FALY DANTE AT OREGON (12/01/2022)
	4	BUAY KOKA VS DETROIT MERCY (11/25/2022)
	4	ETHAN PRICE AT EASTERN WASH. (11/21/2022)
	4	JEREMIAH GAMBRELL AT PRAIRIE VIEW (11/15/2022)
FOULS	5 (SIX TIMES)	KUANY KUANY VS CALIFORNIA (01/11/2023)

CHARTING THE COUGS

Times Led WSU in Scoring

Mouhamed Gueye	12
TJ Bamba	8
Jabe Mullins	5
DJ Rodman	3
Andrej Jakimovski	2
Justin Powell	1

Times Led WSU in Rebounding

Mouhamed Gueye	17
Andrej Jakimovski	4
DJ Rodman	4
TJ Bamba	2
Adrame Diongue	2
Carlos Rosario	1

Times Led WSU in Assists

Justin Powell	11
Mouhamed Gueye	7
Jabe Mullins	7
Kymany Houinsou	6
TJ Bamba	3
Andrej Jakimovski	2
DJ Rodman	2
Carlos Rosario	2
Dylan Darling	1

Times Led WSU in Steals

TJ Bamba	9
DJ Rodman	9
Mouhamed Gueye	8
Justin Powell	7
Dylan Darling	4
Andrej Jakimovski	4
Jabe Mullins	4
Kymany Houinsou	3
Carlos Rosario	3
Adrame Diongue	2

Times Led WSU in Blocks

Mouhamed Gueye	11
Kymany Houinsou	6
TJ Bamba	5
Adrame Diongue	4
DJ Rodman	4
Carlos Rosario	3
Mael Hamon-Crespin	2
Andrej Jakimovski	2
Justin Powell	2
Dylan Darling	1
Kymany Houinsou	1
Jabe Mullins	1
AJ Rohosy	1

Double-Figure Scoring Games

Mouhamed Gueye	20
Justin Powell	19
TJ Bamba	18
Jabe Mullins	9
DJ Rodman	9
Andrej Jakimovski	5
Kymany Houinsou	1

20-Plus Point Games

Mouhamed Gueye	7
TJ Bamba	4
Jabe Mullins	2
Andrej Jakimovski	1
Justin Powell	1

30-Plus Point Games

Mouhamed Gueye	1

Consecutive Double-Figure Scoring Games (Active)

TJ Bamba	4
Mouhamed Gueye	2
Andrej Jakimovski	2
Justin Powell	1

Double-Doubles

Mouhamed Gueye	12
Justin Powell	1
DJ Rodman	1

Double-Digit Scoring Halves

Mouhamed Gueye	17 (11/6)
TJ Bamba	13 (5/8)
Justin Powell	8 (5/3)
Jabe Mullins	5 (3/2)
DJ Rodman	4 (1/3)
Andrej Jakimovski	3 (1/2)

Class A Technical Fouls

Washington State	2
Opponents	4

Class B Technical Fouls *(flop warning)*

Washington State	10
Opponents	5

Jump Balls Controlled

Washington State	10
Opponents	18

Mouhamed Gueye	*10/28*

Record when winning tip (5-5)
Record when losing tip (8-10)

Three-Point Plays	**(Made/Att)**
Washington State	42/62
Opponents	27/41
Mouhamed Gueye	*17/22*
TJ Bamba	*7/14*
Justin Powell	*7/9*
DJ Rodman	*4/6*
Dylan Darling	*2/3*
Kymany Houinsou	*2/3*
Adrame Diongue	*1/2*
Andrej Jakimovski	*1/1*
Jabe Mullins	*1/1*
Carlos Rosario	*0/1*

Four-Point Plays

Washington State	0/0
Opponents	1/1

Consecutive Free Throws Made (Active)

TJ Bamba	6
Dylan Darling	2
Jabe Mullins	1

Longest streak of the season

Jabe Mullins	18

Five-Second Violations

Washington State	1
Opponents	1

Shot Clock Violations

Washington State	23
Opponents	13

Ten-Second Violations

Washington State	5
Opponents	2

First to Score

Washington State	15
Opponents	13

Record when scoring first (8-7)
Record when opp scores first (5-8)

First to Score for WSU

Mouhamed Gueye	12
TJ Bamba	5
Justin Powell	3
DJ Rodman	3
Andrej Jakimovski	2
Jabe Mullins	2
Kymany Houinsou	1

How WSU Scored First Points

Layup	9
3-Pointer	9
Jump Shot	5
Dunk	3
Free Throw	2

First Substitutions

Kymany Houinsou	13
Jabe Mullins	11
Dylan Darling	6
Adrame Diongue	3
Andrej Jakimovski	2
DJ Rodman	1

Charges Drawn

Washington State	63
Opponents	44
DJ Rodman	*26*
Dylan Darling	*10*
Mouhamed Gueye	*7*
TJ Bamba	*5*
Jabe Mullins	*5*
Kymany Houinsou	*3*
Carlos Rosario	*3*
Mael Hamon-Crespin	*2*
Adrame Diongue	*1*
Andrej Jakimovski	*1*
Justin Powell	*1*

FIRST-HALF POINTS

WASHINGTON STATE	911 (32.5)
OPPONENTS	864 (30.9)

SECOND-HALF POINTS

WASHINGTON STATE	971 (34.7)
OPPONENTS	951 (34.0)

OVERTIME POINTS

WASHINGTON STATE	6
OPPONENTS	8

POINTS OFF TURNOVERS

WASHINGTON STATE	327 (11.7)
OPPONENTS	370 (13.2)

SECOND-CHANCE POINTS

WASHINGTON STATE	311 (11.1)
OPPONENTS	231 (8.3)

POINTS IN THE PAINT

WASHINGTON STATE	700 (25.0)
OPPONENTS	866 (30.9)

FASTBREAK POINTS

WASHINGTON STATE	197 (7.0)
OPPONENTS	243 (8.7)

BENCH POINTS

WASHINGTON STATE	340 (12.1)
OPPONENTS	436 (15.6)

LARGEST WSU HALFTIME LEAD
33 vs Detroit Mercy (Nov. 25)

LARGEST WSU HALFTIME DEFICIT
14 at Prairie View A&M (Nov. 15)

LARGEST WSU WIN
42 vs Detroit Mercy (Nov. 25)

LARGEST WSU LOSS
24 at UCLA (Feb. 4)

LARGEST WSU LEAD
49 (2nd) vs Detroit Mercy (Nov. 25)

LARGEST WSU DEFICIT
25 (2nd) at UCLA (Feb. 4)

LARGEST WSU DEFICIT IN WIN
8 (1st) vs Stanford (Jan. 14)

SMALLEST WSU MARGIN OF VICTORY
1 vs Stanford (Jan. 14)

SMALLEST OPP. MARGIN OF VICTORY
1 vs UCLA (Dec. 30)

GAME **COMPARISONS**

Opponent	1st	2nd	OT	Score	Mar	Total FG	FG Pct	3-Pointers	3FG Pct	Free Throws	FT Pct	Rbds	Mar	Assist	TOver	Block	Steal	Fouls
Texas State (11/07/22)	38-31	45-30		83-61	+22	29-55/23-50	.527/.460	9-20/3-12	.450/.250	16-24/12-26	.667-.462	39/25	+14	19/11	12/11	8/4	6/4	24/20
Boise State (11/12/22)	22-29	39-42		61-71	-10	22-63/26-58	.349/.448	6-26/3-12	.231/.250	11-16/16-25	.688/.640	42/34	+12	3/12	15/8	4/3	4/8	20/15
Prairie View A&M (11/15/22)	27-41	32-29		59-70	-11	14-43/28-60	.326/.467	7-21/9-19	.333/.474	24-29/5-6	.828/.833	30/33	-3	6/16	15/9	1/2	0/6	13/24
Eastern Wash. (11/21/22)	36-21	46-35		82-56	+26	31-64/19-61	.484/.311	15-30/6-27	.500/.222	5-10/12-14	.500/.857	38/40	-2	20/12	6/9	3/2	3/2	18/14
Detroit Mercy (11/25/22)	56-23	40-31		96-54	+42	34-56/18-47	.607/.383	19-29/5-12	.655/.417	9-12/13-20	.750/.650	31/25	+6	20/7	11/15	1/0	7/5	19/16
Oregon (12/1/22)	32-32	28-42		60-74	-14	25-53/32-62	.472/.516	3-14/3-18	.214/.167	7-8/7-8	.875/.875	26/30	-4	5/16	17/11	3/1	6/9	13/14
Utah (12/4/22)	25-33	34-26	6-8	65-67	-2	22-68/23-55	.324/.418	4-30/7-14	.133/.500	17-26/14-23	.654/.609	43/44	-1	6/11	12/19	3/6	13/6	19/23
Northern Kentucky (12/7/22)	39-23	29-24		68-47	+21	26-50/18-42	.520/.329	8-23/3-9	.348/.333	8-10/8-13	.800/.615	41/12	+29	14/7	16/13	3/3	5/8	11/15
UNLV (12/10/22)	30-33	40-41		70-74	-4	26-48/28-55	.542/.509	13-23/7-23	.565/.304	5-8/11-16	.625/.688	33/20	+13	16/13	22/7	3/4	1/12	16/12
Baylor (12/18/22)	25-31	34-34		59-65	-6	21-52/23-50	.404/.460	10-29/6-24	.345/.250	7-12/13-16	.583/.813	32/29	+3	14/14	16/13	1/3	7/9	18/17
George Wash. (12/22/22)	29-27	37-47		66-64	+2	24-57/27-55	.421/.491	7-26/3-18	.269/.167	11-18/7-12	.611/.583	39/26	+13	13/11	14/9	0/1	5/4	15/17
Hawai'i (12/23/22)	23-24	28-38		51-62	-11	18-59/23-47	.305/.489	3-13/3-11	.231/.273	12-15/13-19	.800/.684	32/35	-3	2/6	12/10	1/1	3/6	19/14
Utah State (12/25/22)	29-42	40-44		73-82	-9	24-54/32-53	.444/.604	2-17/11-17	.118/.647	23-26/7-15	.885/.467	28/26	+2	8/21	13/13	2/3	5/5	14/21
UCLA (12/30/22)	37-32	29-35		66-67	-1	24-56/21-58	.429/.362	8-22/4-11	.364/.364	10-12/21-22	.833/.955	40/31	+9	10/5	14/6	4/4	1/10	18/16
USC (1/1/23)	41-30	40-41		81-71	+10	27-55/28-65	.491/.431	14-29/3-18	.483/.167	13-20/12-16	.650/.750	30/43	-13	16/9	9/11	3/2	6/4	14/21
Opponent	**1st**	**2nd**	**OT**	**Score**	**Mar**	**Total FG**	**FG Pct**	**3-Pointers**	**3FG Pct**	**Free Throws**	**FT Pct**	**Rbds**	**Mar**	**Assist**	**TOver**	**Block**	**Steal**	**Fouls**
Arizona State (1/5/23)	36-42	25-25		71-77	-6	27-63/31-56	.429/.554	11-32/5-17	.344/.294	6-9/10-15	.667/.667	35/32	+3	12/18	12/10	1/1	5/8	15/17
Arizona (1/7/23)	37-27	37-34		74-61	+13	25-64/20-63	.391/.317	12-28/4-25	.429/.160	12-14/17-28	.857/.607	41/45	-4	13/9	9/8	5/3	3/2	19/16
California (1/11/23)	31-30	35-21		66-51	+15	23-50/19-53	.460/.358	9-21/5-20	.429/.250	11-20/8-10	.550/.800	37/30	+7	13/10	13/11	4/3	6/5	15/19
Stanford (1/14/23)	31-34	29-25		60-59	+1	22-48/22-51	.458/.431	10-27/7-18	.370/.389	6-11/8-12	.545/.667	23/35	-12	13/10	6/10	3/0	3/5	14/14
Utah (1/19/23)	31-39	32-38		63-77	-14	21-61/31-56	.344/.554	6-23/9-22	.261/.409	15-19/6-12	.789/.500	36/35	+1	10/20	7/8	0/3	4/2	13/16
Colorado (1/22/23)	25-26	30-32		55-58	-3	20-51/21-42	.392/.500	4-16/2-7	.250/.286	11-15/14-23	.733/.609	27/30	-3	7/6	17/17	3/0	7/6	20/16
Arizona (1/26/23)	32-36	26-27		58-63	-5	19-58/26-58	.328/.448	4-17/8-22	.235/.364	16-19/3-6	.842/.500	36/38	-2	7/13	14/16	6/5	10/9	12/17
Arizona State (1/28/23)	36-24	39-34		75-58	+17	24-65/19-56	.369/.339	14-34/5-15	.412/.333	13-18/15-19	.722/.789	47/33	+14	11/9	12/12	5/5	4/6	15/19
USC (2/2/23)	35-37	35-43		70-80	+10	27-59/27-52	.458/.519	8-23/9-19	.348/.474	8-13/17-24	.615/.708	32/25	+7	19/14	12/7	0/7	1/5	19/19
UCLA (2/4/23)	26-35	26-41		52-76	-24	17-55/30-62	.309/.484	9-27/9-22	.333/.409	9-14/7-11	.643/.636	32/40	-8	11/18	15/10	3/3	3/9	11/14
Washington (2/11/23)	31-22	25-29		56-51	+6	17-58/19-56	.293/.339	8-30/4-18	.267/.222	14-21/9-14	.667/.643	47/35	+12	12/8	8/10	1/0	5/4	18/17
Oregon State (2/16/23)	44-30	36-32		80-62	+18	29-49/25-52	.592/.481	14-24/5-19	.583/.263	8-13/7-9	.615/.778	24/28	-4	15/7	11/14	4/1	6/4	13/17
Oregon (2/19/23)	27-30	41-35		68-65	+3	27-63/27-55	.429/.491	9-23/6-18	.391/.333	5-9/5-7	.556/.714	29/38	-9	10/8	6/12	1/1	6/5	11/12
Stanford (2/23/23)																		
California (2/25/23)																		
Washington (3/2/23)																		

Note: Game totals are displayed in the format TEAM/OPPONENT for each category

WSU **GAME** LEADERS

DATE	TIME (PT)	OPPONENT	W/L	SCORE	ATTEND	OVERALL	PAC-12	HIGH POINTS	HIGH REBOUNDS
11/7/22	4:30 pm	TEXAS STATE	W	83-61	2,443	1-0	0-0	(18) Mouhamed Gueye	(13) Mouhamed Gueye
11/12/22	4 pm	vs BOISE STATE	L	61-71	4,157	1-1	0-0	(24) TJ Bamba	(14) DJ Rodman
11/15/22	4 pm	at PRAIRIE VIEW A&M	L	59-70	863	1-2	0-0	(16) TJ Bamba	(5) Bamba & Rosario
11/21/22	6 pm	at EASTERN WASHINGTON	W	82-56	5,224	2-2	0-0	(24) Jabe Mulins	(8) Mouhamed Gueye
11/25/22	1 pm	DETROIT MERCY	W	96-54	3,275	3-2	0-0	(22) Jabe Mullins	(8) Mouhamed Gueye
12/1/22	7:30 pm	at OREGON	L	60-74	5,379	3-3	0-1	(19) Mouhamed Gueye	(5) Mouhamed Gueye
12/4/22	1 pm	UTAH	L	65-67 (OT)	2,009	3-4	0-2	(20) Mouhamed Gueye	(11) Mouhamed Gueye
12/7/22	6 pm	NORTHERN KENTUCKY	W	68-47	2,268	4-4	0-2	(22) TJ Bamba	(10) Mouhamed Gueye
12/10/22	1:30 pm	vs UNLV	L	70-74	13,357	4-5	0-2	(20) TJ Bamba	(8) Mouhamed Gueye
12/18/22	7 pm	vs #11/11 BAYLOR	L	59-65	4,200	4-6	0-2	(16) Jabe Mullins	(9) Mouhamed Gueye
12/22/22	6 pm	vs GEORGE WASHINGTON	W	66-64	5,087	5-6	0-2	(21) Mouhamed Gueye	(10) Mouhamed Gueye
12/23/22	9 pm	at HAWAI'I	L	51-62	4,683	5-7	0-2	(19) TJ Bamba	(8) Adrame Diongue
12/25/22	3:30 pm	vs UTAH STATE	L	73-82	5,279	5-8	0-2	(22) Mouhamed Gueye	(12) Mouhamed Gueye
12/30/22	8 pm	#11/8 UCLA	L	66-67	3,238	5-9	0-3	(19) DJ Rodman	(18) Mouhamed Gueye
1/1/23	12 pm	USC	W	81-71	2,650	6-9	1-3	(16) Mullins & Rodman	(6) Bamba & Jakimovski
1/5/23	5 pm	at ARIZONA STATE	L	71-77	5,860	6-10	1-4	(19) Jabe Mullins	(12) DJ Rodman
1/7/23	2 pm	at #5/4 ARIZONA	W	74-61	14,176	7-10	2-4	(24) Mouhamed Gueye	(14) Mouhamed Gueye
1/11/23	8 pm	CALIFORNIA	W	66-51	3,208	8-10	3-4	(14) Gueye & Rodman	(6) DJ Rodman
1/14/23	5 pm	STANFORD	W	60-59	3,590	9-10	4-4	(17) Andrej Jakimovski	(5) Adrame Diongue
1/19/23	6 pm	at UTAH	L	63-77	6,599	9-11	4-5	(20) Mouhamed Gueye	(8) DJ Rodman
1/22/23	3 pm	at COLORADO	L	55-58	6,731	9-12	4-6	(18) TJ Bamba	(7) Andrej Jakimovski
1/26/23	8 pm	ARIZONA	L	58-63	5,225	9-13	4-7	(15) Gueye & Powell	(10) Mouhamed Gueye
1/28/23	5 pm	ARIZONA STATE	W	75-58	4,120	10-13	5-7	(22) Andrej Jakimovski	(15) Mouhamed Gueye
2/2/23	8 pm	at USC	L	70-80	3,751	10-14	5-8	(31) Mouhamed Gueye	(12) Mouhamed Gueye
2/4/23	4 pm	at UCLA	L	52-76	10,117	10-15	5-9	(19) TJ Bamba	(6) Andrej Jakimovski
2/11/23	7:30 pm	WASHINGTON	W	56-51	5,647	11-15	6-9	(20) TJ Bamba	(15) Mouhamed Gueye
2/16/23	8 pm	OREGON STATE	W	80-62	2,961	12-15	7-9	(21) Mouhamed Gueye	(8) Andrej Jakimovski
2/19/23	4 pm	OREGON	W	68-65	4,467	13-15	8-9	(18) Mouhamed Gueye	(12) Mouhamed Gueye
2/23/23	8 pm	at STANFORD							
2/25/23	2 pm	at CALIFORNIA							
3/2/23	8 pm	at WASHINGTON							

SEASON **HIGHLIGHTS**

Opponent	Result	Notes
TEXAS STATE (Nov. 7)	W, 83-61	Justin Powell dished out a career-high 12 assists, Mouhamed Gueye pulled in a career high 13 rebounds, and both secured double-doubles
VS BOISE STATE (Nov. 12)	L, 61-71	TJ Bamba scored a career-high 24 points, DJ Rodman pulled in a career-high 13 rebounds and held the Broncos to .360 shooting
AT PRAIRIE VIEW A&M (Nov. 15)	L, 59-70	Carlos Rosario pulled in a career-high 5 rebounds, Kymany Houinsou made his first start and scored in double figures (10pts) for the first time
AT EASTERN WASH. (Nov. 21)	W, 82-56	Jabe Mullins scored a career-high 24 points, shooting 8-of-11 from deep to lead the Cougars with 15 made 3-pointers and 20 assists
DETROIT MERCY (Nov. 25)	W, 96-54	WSU broke the school record with 19 made 3-pointers, led by Jabe Mullins with 22 points and the Cougs' first 90+ game since Dec. 2021
AT OREGON (Dec. 1)	L, 60-74	Mouhamed Gueye led the Cougs with 19 points and TJ Bamba added 14 for 5th-consecutive double-digit game, season-high 17 turnovers
UTAH (Dec. 4)	L, 65-67 (OT)	Mouhamed Gueye recorded a 20pts-11rbd double-double, his second of the season, as Cougs fell in overtime for first time since at ASU (2/27/21)
NORTHERN KENTUCKY (Dec. 7)	W, 68-47	TJ Bamba scored 22 points and Mouhamed Gueye added a second-straight double-double (14pts, 10rbds), as Cougs held NKU to 12 rebounds
VS UNLV (Dec. 10)	L, 70-74	TJ Bamba with second-consecutive 20-point game, DJ Rodman added 14 for his first double-digit game, Cougs gave up season-high 22 turnovers
VS #11/11 BAYLOR (Dec. 18)	L, 59-65	Jabe Mullins returned from injury to lead WSU with 16 points, TJ Bamba added 12 points (9th straight with 12+) and Justin Powell added 14
VS GEORGE WASH. (Dec. 22)	W, 66-64	Jabe Mullins buried the game-winning 3 with 3.1 seconds left, Mouhamed Gueye tallied a double-double, Andrej Jakimovski returned to the court
AT HAWAI'I (Dec. 23)	L, 51-62	TJ Bamba led the Cougars with 19 points, Adrame Diongue grabbed a career-high 8 rebounds; WSU shot a season low 30.5% (18/59) on season-low 51 points
VS UTAH STATE (Dec. 25)	L, 73-82	Gueye registered his fifth double-double with season-high 22 points and 12 rebounds, Bamba added 19; Utah State shot over 60% from floor and 3-point
#11/8 UCLA (Dec. 30)	L, 66-67	Gueye had a career-high 18 rebounds to go with 18 points, Rodman led with a season-high 19 points, while UCLA shot a season low 21-58 (36.2%)
SOUTHERN CALIFORNIA (Jan. 1)	W, 81-71	Five Cougs scored in double figures as WSU snapped a 12-game losing streak to USC, Powell dished out 7 assists without a TO, while WSU made 14 3-pt FGs
AT ARIZONA STATE (Jan. 5)	L, 71-77	DJ Rodman tallied his second-career double-double with 16 points, 12 rebounds, Jabe Mullins made 5 threes and led with 19 points; ASU shot 55% field goal
AT #5/4 ARIZONA (Jan. 7)	W, 74-61	Gueye scored a season-high 24 points with 14 rebounds for 7th double-double, held Arizona to 31.7% from the floor, Cougs made 12 three-pointers
CALIFORNIA (Jan. 11)	W, 66-51	Rodman and Gueye each scored 14 points, Powell added 12 points and the Cougs shot 55% in the second half and held Cal to a season-low 21 2nd-half points
STANFORD (Jan. 14)	W, 60-59	WSU won with its smallest margin of victory in the Smith era; Jakimovski scored a season-high 17 points to lead the way and combined with Rodman for 9 threes
AT UTAH (Jan. 19)	L, 63-77	Mouhamed Gueye scored 20 points and DJ Rodman grabbed 8 rebounds to lead the Cougs, but Utah shot 55% from the floor and Carlson finished with 28 points
AT COLORADO (Jan. 22)	L, 55-58	Gueye scored 0 points for the second time of his career, CU's da Silva finished with 27 points and KJ Simpson hit the game-winning 3-pointer with four seconds left
VS #6/8 ARIZONA (Jan. 26)	L, 58-63	Gueye tallied a 15 point-10 rebound double-double, Powell added 15 points and career-high nine rebounds, but 19-of-58 from the field left WSU offensively stunted
VS ARIZONA STATE (Jan. 28)	W, 75-58	Jakimovski scored career-high 22 points, Powell first 20-point game as a Coug, Gueye with 11-pint, 15-rebounds double-double, and WSU grabbed season-high 47 boards
AT SOUTHER CALIFORNIA (Feb. 2)	L, 70-80	Mouhamed Gueye's career-high 31 points were not enough to overcome the Trojans hot shooting; Gueye added 12 rebounds for his 3rd-straight double-double
AT #9/9 UCLA (Feb. 4)	L, 52-76	TJ Bamba scored 19 points and Justin Powell added 17, as the Cougs fell at Pauley Pavilion without DJ Rodman or Dylan Darling, the biggest loss of the season
VS WASHINGTON (Feb. 11)	W, 56-51	TJ Bamba scored 20 points, a new Pac-12 high, and Mouhamed Gueye added 17 points and 15 rebounds as the Cougs defeated UW despite shooting 29.3% from the floor
VS OREGON STATE (Feb. 16)	W, 80-62	The Cougs made their first 8 3-pointers and finished with 14 on 58% shooting from deep; Gueye led four WSU double-digit scorers with 21 points and Rodman had 18
VS OREGON (Feb. 19)	W, 68-65	Mouhamed Gueye tallied his 12th double-double with 18 points and 12 rebounds to lead 4 Cougs in double figures; WSU won just the second time after trailing at halftime

PREVIOUS BOX SCORES

Official Basketball Box Score - Final
Texas St. at Washington St.
11/07/22 Beasley Coliseum, Pullman, Wash.
2022-23 Men's Basketball

Game Time: 4:30 PM
Game Duration: 1:59
Attendance: 2,443

Officials: Randy Richardson, Jim Schipper, Tim Marion

Texas St. - 61 Record: 0-1

NO.	Name		Min	FG M-A	3P M-A	FT M-A	Rebounds OR	DR	TOT	Fouls PF	FD	TP	AS	TO	ST	Blocks BS	BA	+/-
1	Tyrel Morgan	F	22:32	3-6	0-1	4-5	1	1	2	4	4	10	0	1	0	1	1	-13
11	Nate Martin	F	18:08	1-4	0-0	1-2	3	2	5	2	4	3	1	2	0	0	1	-18
0	Dylan Dawson	G	28:51	2-6	2-5	1-3	0	0	0	2	2	7	4	1	0	0	0	-35
10	Brandon Davis	G	24:49	1-4	0-1	0-0	2	3	5	3	0	2	1	2	1	0	2	-16
12	Mason Harrell	G	31:53	5-9	1-2	6-9	0	4	4	2	5	17	2	2	0	0	2	-23
55	Drue Drinnon		25:00	0-4	0-2	0-0	1	0	1	1	5	0	1	1	1	0	0	1
24	Brandon Love		16:34	4-7	0-0	0-4	0	0	0	3	2	8	0	1	1	2	1	3
4	Davion Sykes		20:53	5-6	0-0	0-0	0	2	2	0	0	10	1	1	1	1	1	-20
2	Davion Coleman		07:34	2-3	0-0	0-3	0	4	4	3	2	4	1	0	0	0	0	1
5	Jordan Mason		01:53	0-1	0-1	0-0	0	0	0	0	0	0	0	0	0	0	0	5
14	Dalen Whitlock		01:53	0-0	0-0	0-0	0	0	0	0	0	0	0	0	0	0	0	5
Team							1	1	2			0		0				
Totals				23-50	3-12	12-26	8	17	25	20	24	61	11	11	4	4	8	-22

Technical Fouls: Dawson 2nd 6:27

Shooting By Period		
1st FG%	12-28	42.9%
3PT%	3-8	37.5%
FT%	4-8	50%
2nd FG%	11-22	50.0%
3PT%	0-4	0.0%
FT%	8-18	44.4%
GM FG%	23-50	46.0%
3PT%	3-12	25.0%
FT%	12-26	46.2%

Dead Ball Rebounds: 8, 0

Washington St. - 83 Record: 1-0

NO.	Name		Min	FG M-A	3P M-A	FT M-A	Rebounds OR	DR	TOT	Fouls PF	FD	TP	AS	TO	ST	Blocks BS	BA	+/-
11	DJ Rodman	F	29:15	5-9	4-7	2-4	0	3	3	4	2	16	1	2	0	1	0	14
35	Mouhamed Gueye	F	31:42	8-12	0-0	2-3	3	10	13	4	5	18	2	3	1	2	1	16
3	Jabe Mullins	G	33:47	3-5	1-2	6-6	2	1	3	2	4	13	1	1	0	0	0	29
5	TJ Bamba	G	22:25	3-7	0-2	2-5	2	2	4	4	3	8	1	2	2	1	1	19
24	Justin Powell	G	35:55	5-8	3-5	1-1	0	5	5	0	1	14	12	1	1	0	0	31
22	Dylan Darling		02:51	0-0	0-0	0-0	0	0	0	1	1	0	0	0	0	0	0	-3
31	Kymany Houinsou		16:15	2-6	1-2	1-2	2	0	2	2	2	6	1	2	0	0	0	0
13	Carlos Rosario		12:57	2-3	0-0	2-3	1	2	3	4	2	6	1	0	2	1	1	5
12	Mael Hamon-Crespin		11:07	1-4	0-1	0-0	0	0	0	3	0	2	0	1	0	3	1	9
0	Ben Olesen		01:53	0-1	0-1	0-0	0	0	0	0	0	0	0	0	0	0	0	-5
15	Adrame Diongue		01:53	0-0	0-0	0-0	0	1	1	0	0	0	0	0	0	0	0	-5
Team							4	1	5			0		0				
Totals				29-55	9-20	16-24	14	25	39	24	20	83	19	12	6	8	4	22

Technical Fouls: Bamba 2nd 17:05

Shooting By Period		
1st FG%	12-26	46.2%
3PT%	4-9	44.4%
FT%	10-15	66.7%
2nd FG%	17-29	58.6%
3PT%	5-11	45.5%
FT%	6-9	66.7%
GM FG%	29-55	52.7%
3PT%	9-20	45.0%
FT%	16-24	66.7%

Dead Ball Rebounds: 3, 0

	TXST	WSU
Biggest lead	6 (1st 10:08)	29 (2nd 2:01)
Best Scoring Run	8(1st 12:28)	11(2nd 6:27)
Lead Changes	4	
Times Tied	2	
Time with Lead	05:43	32:24

Points from	TXST	WSU
Turnovers	16	17
Paint	34	40
Second Chance	12	9
Fast Breaks	2	9
Bench	22	14

Period by Period Scoring	1st	2nd	TOT
TXST	31	30	61
WSU	38	45	83

Official Basketball Box Score - Final
Washington St. at Prairie View
11/15/22 William J. Nicks Building, Prairie View
2022-23 Men's Basketball

Game Time: 6:00 PM
Game Duration: 2:18
Attendance: 863

Officials: Mike Nance, Patrick Evans, Randal Anders

Washington St. - 59 Record: 1-2

NO.	Name		Min	FG M-A	3P M-A	FT M-A	Rebounds OR	DR	TOT	Fouls PF	FD	TP	AS	TO	ST	Blocks BS	BA	+/-
35	Mouhamed Gueye	F	18:46	0-6	0-1	4-4	0	2	2	2	3	4	0	2	0	1	1	-16
3	Jabe Mullins	G	31:28	2-7	1-4	2-2	1	2	3	1	2	7	2	3	0	0	0	-20
5	TJ Bamba	G	34:15	4-7	3-6	5-6	0	5	5	3	7	16	1	1	0	0	0	-2
24	Justin Powell	G	32:56	2-7	2-4	0-0	0	4	4	0	0	6	1	0	0	0	0	-9
31	Kymany Houinsou	G	23:25	2-3	0-0	6-6	0	1	1	2	3	10	0	2	0	0	0	-7
22	Dylan Darling		27:19	2-5	0-1	2-2	0	4	4	1	4	6	1	2	0	0	1	-10
15	Adrame Diongue		13:32	1-2	0-1	4-6	1	3	4	3	4	6	1	1	0	0	0	5
13	Carlos Rosario		18:19	1-6	1-4	1-3	2	3	5	1	1	4	0	2	0	0	0	4
Team							1	1	2			0		2				
Totals				14-43	7-21	24-29	5	25	30	13	24	59	6	15	0	1	2	-11

Technical Fouls::NONE

Shooting By Period		
1st FG%	7-22	31.8%
3PT%	3-11	27.3%
FT%	10-10	100%
2nd FG%	7-21	33.3%
3PT%	4-10	40.0%
FT%	14-19	73.7%
GM FG%	14-43	32.6%
3PT%	7-21	33.3%
FT%	24-29	82.8%

Dead Ball Rebounds: 3, 0

Prairie View - 70 Record: 3-0

NO.	Name		Min	FG M-A	3P M-A	FT M-A	Rebounds OR	DR	TOT	Fouls PF	FD	TP	AS	TO	ST	Blocks BS	BA	+/-
0	Yahuza Rasas	F	29:22	4-8	0-0	0-0	1	6	7	5	1	8	1	2	1	1	0	19
4	Will Douglas	G	38:26	11-20	2-3	2-2	3	4	7	2	4	26	3	1	2	0	0	12
10	Jeremiah Gambrell	G	37:22	6-15	4-11	3-4	0	5	5	3	4	19	4	4	2	1	0	11
44	Tekorian Smith	G	23:57	2-3	2-2	0-0	1	2	3	4	3	6	1	0	0	0	1	10
55	Ricky Nelson	G	34:44	1-6	0-1	0-0	2	4	6	2	0	2	6	1	1	0	0	13
32	Patrick Neal		05:37	0-0	0-0	0-0	0	0	0	2	0	0	0	0	0	0	0	-2
33	Mckinley Harris		09:25	1-1	0-0	0-0	0	1	1	4	0	2	0	0	0	0	0	-14
5	Kortrijk Miles		06:04	0-1	0-0	0-0	0	1	1	0	0	0	0	0	0	0	0	5
11	Hegel Augustin		10:11	3-5	1-2	0-0	0	2	2	2	1	7	0	1	0	0	0	-4
23	Brian Myles		00:47	0-0	0-0	0-0	0	0	0	0	0	0	0	0	0	0	0	-1
2	Braden Bell		04:05	0-1	0-0	0-0	0	0	0	0	0	0	1	0	0	0	0	6
Team							0	1	1			0		0				
Totals				28-60	9-19	5-6	7	26	33	24	13	70	16	9	6	2	1	11

Technical Fouls::NONE

Shooting By Period		
1st FG%	17-30	56.7%
3PT%	5-10	50.0%
FT%	2-2	100%
2nd FG%	11-30	36.7%
3PT%	4-9	44.4%
FT%	3-4	75%
GM FG%	28-60	46.7%
3PT%	9-19	47.4%
FT%	5-6	83.3%

Dead Ball Rebounds: 1, 0

	WSU	PVAMU
Biggest lead	0 (1st 20:00)	21 (2nd 9:05)
Best Scoring Run	8(2nd 5:15)	10(2nd 11:07)
Lead Changes	0	
Times Tied	0	
Time with Lead	00:00	39:41

Points from	WSU	PVAMU
Turnovers	2	14
Paint	10	28
Second Chance	4	8
Fast Breaks	5	11
Bench	16	9

Period by Period Scoring	1st	2nd	TOT
WSU	27	32	59
PVAMU	41	29	70

Official Basketball Box Score - Final
Washington St. at Boise St.
11/12/22 Idaho Central Arena, Boise
2022-23 Men's Basketball

Game Time: 5:00 PM
Game Duration: 1:53
Attendance: 4,157

Officials: Michael Irving, David Hall, Kevin Brill

Washington St. - 61 Record: 1-1

NO.	Name		Min	FG M-A	3P M-A	FT M-A	Rebounds OR	DR	TOT	Fouls PF	FD	TP	AS	TO	ST	Blocks BS	BA	+/-
11	DJ Rodman	F	33:38	2-9	0-5	0-0	5	9	14	4	1	4	1	2	1	0	1	-4
35	Mouhamed Gueye	F	33:44	4-11	0-1	4-5	2	2	4	4	5	12	1	2	1	1	1	-10
3	Jabe Mullins	G	32:38	2-9	1-5	0-1	0	3	3	1	0	5	0	1	0	0	0	-6
5	TJ Bamba	G	37:03	9-16	4-7	2-4	2	5	7	3	5	24	0	4	1	1	0	-8
24	Justin Powell	G	39:12	3-11	1-5	3-4	1	6	7	3	3	10	0	2	1	1	0	-9
31	Kymany Houinsou		08:41	1-2	0-0	0-0	1	0	1	3	0	2	0	2	0	0	1	-4
13	Carlos Rosario		12:28	1-4	0-2	2-2	0	3	3	2	1	4	1	0	0	1	0	-4
12	Mael Hamon-Crespin		02:24	0-1	0-1	0-0	0	0	0	0	0	0	0	0	0	0	0	-5
15	Adrame Diongue		00:12	0-0	0-0	0-0	0	0	0	0	0	0	0	0	0	0	0	0
Team							3	0	3			0		2				
Totals				22-63	6-26	11-16	14	28	42	20	15	61	3	15	4	4	3	-10

Technical Fouls::NONE

Shooting By Period		
1st FG%	9-31	29.0%
3PT%	3-15	20.0%
FT%	1-3	33.3%
2nd FG%	13-32	40.6%
3PT%	3-11	27.3%
FT%	10-13	76.9%
GM FG%	22-63	34.9%
3PT%	6-26	23.1%
FT%	11-16	68.8%

Dead Ball Rebounds: 3, 2

Boise St. - 71 Record: 1-1

NO.	Name		Min	FG M-A	3P M-A	FT M-A	Rebounds OR	DR	TOT	Fouls PF	FD	TP	AS	TO	ST	Blocks BS	BA	+/-
2	Tyson Degenhart	F	37:36	5-10	1-2	3-5	2	5	7	1	5	14	2	1	1	0	0	6
25	Lukas Milner	C	21:10	5-10	0-0	0-2	3	0	3	5	2	10	1	1	0	0	2	-2
10	Marcus Shaver Jr.	G	37:06	6-13	0-3	3-5	0	10	10	0	4	15	5	2	4	0	1	12
11	Chibuzo Agbo	G	19:52	1-4	1-3	2-2	0	1	1	5	2	5	1	2	0	0	0	-2
12	Max Rice	G	38:25	5-11	1-3	4-5	1	7	8	1	3	15	1	2	2	0	0	6
23	Naje Smith		33:12	4-8	0-0	4-6	0	4	4	3	4	12	1	0	1	3	1	20
13	Pavle Kuzmanovic		11:00	0-2	0-1	0-0	0	1	1	0	0	0	1	0	0	0	0	10
1	Sadraque NgaNga		01:39	0-0	0-0	0-0	0	0	0	0	0	0	0	0	0	0	0	0
Team							0	0	0			0		0				
Totals				26-58	3-12	16-25	6	28	34	15	20	71	12	8	8	3	4	10

Technical Fouls: Rice 1st 9:40

Shooting By Period		
1st FG%	10-28	35.7%
3PT%	1-6	16.7%
FT%	8-13	61.5%
2nd FG%	16-30	53.3%
3PT%	2-6	33.3%
FT%	8-12	66.7%
GM FG%	26-58	44.8%
3PT%	3-12	25.0%
FT%	16-25	64.0%

Dead Ball Rebounds: 5, 1

	WSU	BOI
Biggest lead	8 (1st 17:10)	11 (2nd 0:45)
Best Scoring Run	8(1st 17:10)	11(1st 11:17)
Lead Changes	1	
Times Tied	3	
Time with Lead	07:40	30:22

Points from	WSU	BOI
Turnovers	7	17
Paint	26	42
Second Chance	17	5
Fast Breaks	4	16
Bench	6	12

Period by Period Scoring	1st	2nd	TOT
WSU	22	39	61
BOI	29	42	71

Official Basketball Box Score - Final
Washington St. at Eastern Wash.
11/21/22 Spokane Veterans Memorial Arena, Spokane
2022-23 Men's Basketball

Game Time: 6:00 PM
Game Duration: 1:51
Attendance: 5,224

Officials: Mike Reed, Deron White, Casey McClellan

Washington St. - 82 Record: 2-2

NO.	Name		Min	FG M-A	3P M-A	FT M-A	Rebounds OR	DR	TOT	Fouls PF	FD	TP	AS	TO	ST	Blocks BS	BA	+/-
35	Mouhamed Gueye	F	24:42	7-11	1-1	2-3	4	4	8	3	4	17	3	0	0	2	0	25
3	Jabe Mullins	G	32:12	8-15	8-11	0-0	0	7	7	0	0	24	1	1	0	0	0	17
5	TJ Bamba	G	30:31	6-13	2-3	0-1	1	3	4	2	1	14	4	0	2	0	0	15
22	Dylan Darling	G	15:51	0-2	0-1	0-0	0	0	0	4	1	0	1	1	0	0	0	10
24	Justin Powell	G	37:40	5-10	4-8	0-0	2	5	7	0	1	14	7	0	1	0	1	26
11	DJ Rodman		21:34	1-5	0-4	0-1	0	2	2	3	2	2	1	0	0	1	0	22
31	Kymany Houinsou		20:50	2-5	0-1	0-1	1	2	3	2	2	4	3	3	0	0	1	20
15	Adrame Diongue		10:38	0-0	0-0	3-4	1	3	4	2	2	3	0	1	0	0	0	-4
13	Carlos Rosario		03:58	1-1	0-0	0-0	0	1	1	1	1	2	0	0	0	0	0	-1
12	Mael Hamon-Crespin		02:04	1-2	0-1	0-0	0	0	0	1	0	2	0	0	0	0	0	0
Team							0	2	2			0		0				
Totals				31-64	15-30	5-10	9	29	38	18	14	82	20	6	3	3	2	26

Technical Fouls: Diongue 2nd 18:16

Shooting By Period		
1st FG%	12-32	37.5%
3PT%	7-17	41.2%
FT%	5-9	55.6%
2nd FG%	19-32	59.4%
3PT%	8-13	61.5%
FT%	0-1	0%
GM FG%	31-64	48.4%
3PT%	15-30	50.0%
FT%	5-10	50.0%

Dead Ball Rebounds: 1, 1

Eastern Wash. - 56 Record: 1-4

NO.	Name		Min	FG M-A	3P M-A	FT M-A	Rebounds OR	DR	TOT	Fouls PF	FD	TP	AS	TO	ST	Blocks BS	BA	+/-
2	Steele Venters	F	29:23	7-15	5-7	1-1	0	2	2	3	1	20	0	1	0	0	0	-15
10	Ethan Price	F	26:09	4-7	1-4	2-2	0	5	5	2	2	11	1	4	0	1	0	-11
13	Angelo Allegri	F	27:00	0-8	0-6	0-0	1	2	3	1	0	0	4	1	0	0	1	-24
1	Tyreese Davis	G	20:58	2-5	0-0	1-2	1	6	7	1	3	5	4	0	0	0	1	-12
5	Deon Stroud	G	18:47	1-8	0-4	0-0	4	0	4	3	2	2	0	1	0	0	0	-8
0	Cedric Coward		24:03	3-5	0-1	2-2	0	4	4	0	1	8	1	0	0	1	0	-16
31	Casey Jones		25:39	0-2	0-1	4-4	1	3	4	1	4	4	1	1	2	0	0	-21
32	Dane Erikstrup		12:07	2-7	0-1	0-1	4	1	5	2	3	4	0	0	0	0	1	-13
11	Ty Harper		11:26	0-4	0-3	0-0	0	3	3	1	1	0	0	1	0	0	0	-10
55	Ellis Magnuson		02:04	0-0	0-0	0-0	0	0	0	0	0	0	1	0	0	0	0	0
23	Jordan Veening		01:12	0-0	0-0	0-0	0	0	0	0	0	0	0	0	0	0	0	0
25	Imhotep George		01:12	0-0	0-0	2-2	0	0	0	0	1	2	0	0	0	0	0	0
Team							1	2	3			0		0				
Totals				19-61	6-27	12-14	12	28	40	14	18	56	12	9	2	2	3	-26

Technical Fouls::NONE

Shooting By Period		
1st FG%	6-29	20.7%
3PT%	2-15	13.3%
FT%	7-8	87.5%
2nd FG%	13-32	40.6%
3PT%	4-12	33.3%
FT%	5-6	83.3%
GM FG%	19-61	31.1%
3PT%	6-27	22.2%
FT%	12-14	85.7%

Dead Ball Rebounds: 2, 0

	WSU	EWU
Biggest lead	28 (2nd 1:54)	0 (1st 20:00)
Best Scoring Run	12(1st 10:45)	6(2nd 18:54)
Lead Changes	0	
Times Tied	1	
Time with Lead	39:19	00:00

Points from	WSU	EWU
Turnovers	15	4
Paint	30	26
Second Chance	9	8
Fast Breaks	2	7
Bench	13	18

Period by Period Scoring	1st	2nd	TOT
WSU	36	46	82
EWU	21	35	56

PREVIOUS BOX SCORES

Official Basketball Box Score - Final

Detroit Mercy at Washington St.

11/25/22 Beasley Coliseum, Pullman, Wash.
2022-23 Men's Basketball

Game Time: 1:00 PM
Game Duration: 1:51
Attendance: 3,275

Officials: Frank Harvey III, Jeff Ketchu, Tom Nally

Detroit Mercy - 54 Record: 3-4

NO.	Name		Min	FG M-A	3P M-A	FT M-A	Rebounds OR	DR	TOT	Fouls PF	FD	TP	AS	TO	ST	Blocks BS	BA	+/-
12	Jordan Phillips	F	38:31	4-11	1-2	0-0	1	2	3	3	0	9	2	2	2	0	0	-41
23	Damezi Anderson	F	16:46	1-4	1-3	0-0	0	0	0	2	0	3	0	2	0	0	0	-13
0	Antoine Davis	G	37:16	6-19	1-3	2-3	4	3	7	3	6	15	2	2	0	0	0	-35
14	Jayden Stone	G	38:16	5-8	2-3	8-9	0	5	5	1	6	20	1	2	2	0	0	-35
21	A.J. Oliver	G	07:39	0-1	0-1	0-0	1	0	1	0	0	0	0	0	0	0	0	-21
33	Buay Koka		11:48	1-1	0-0	2-2	0	2	2	3	1	4	0	4	0	0	0	-17
1	TJ Moss		23:41	0-1	0-0	1-4	0	1	1	2	4	1	1	3	1	0	0	-29
15	Arashma Parks		11:26	1-1	0-0	0-2	1	1	2	1	1	2	0	0	0	0	0	-12
2	Kyle LeGreair		11:16	0-0	0-0	0-0	1	1	2	0	1	0	0	0	0	0	0	-11
4	Marcus Tankersley		03:21	0-1	0-0	0-0	0	0	0	0	0	0	1	0	0	0	1	4
Team							1	1	2			0		0				
Totals			18-47	5-12	13-20		9	16	25	16	19	54	7	15	5	0	1	-42

Technical Fouls: Bench 1st10:15

Shooting By Period		
1st FG%	9-23	39.1%
3PT%	2-6	33.3%
FT%	3-6	50%
2nd FG%	9-24	37.5%
3PT%	3-6	50.0%
FT%	10-14	71.4%
GM FG%	18-47	38.3%
3PT%	5-12	41.7%
FT%	13-20	65.0%

Dead Ball Rebounds: 4, 0

Washington St. - 96 Record: 3-2

NO.	Name		Min	FG M-A	3P M-A	FT M-A	Rebounds OR	DR	TOT	Fouls PF	FD	TP	AS	TO	ST	Blocks BS	BA	+/-
11	DJ Rodman	F	27:05	4-7	1-3	0-0	1	3	4	2	1	9	1	0	3	0	0	29
35	Mouhamed Gueye	F	25:35	5-9	0-1	0-2	2	6	8	3	2	10	1	2	1	0	0	42
3	Jabe Mullins	G	31:50	7-10	6-8	2-2	0	1	1	4	1	22	3	2	1	0	0	45
5	TJ Bamba	G	23:08	5-8	4-5	4-4	0	1	1	3	3	18	2	1	0	0	0	31
24	Justin Powell	G	32:33	6-8	4-6	1-1	2	4	6	1	2	17	7	1	1	0	0	47
15	Adrame Diongue		05:28	0-1	0-0	0-0	1	0	1	0	1	0	0	1	0	0	0	3
22	Dylan Darling		17:10	0-1	0-0	2-2	0	2	2	4	4	2	4	1	1	0	0	3
31	Kymany Houinsou		21:39	4-6	1-2	0-1	2	4	6	1	1	9	2	1	0	0	0	12
12	Mael Hamon-Crespin		09:11	3-5	3-4	0-0	0	1	1	1	0	9	0	1	0	0	0	6
0	Ben Olesen		03:21	0-1	0-0	0-0	0	0	0	0	0	0	0	1	0	0	0	-4
20	AJ Rohosy		03:00	0-0	0-0	0-0	0	0	0	0	0	0	0	1	0	1	0	-4
Team							0	1	1			0		0				
Totals			34-56	19-29	9-12		8	23	31	19	15	96	20	11	7	1	0	42

Technical Fouls:NONE

Shooting By Period		
1st FG%	19-29	65.5%
3PT%	12-18	66.7%
FT%	6-6	100%
2nd FG%	15-27	55.6%
3PT%	7-11	63.6%
FT%	3-6	50%
GM FG%	34-56	60.7%
3PT%	19-29	65.5%
FT%	9-12	75.0%

Dead Ball Rebounds: 1, 0

	UDM	WSU
Biggest lead	0 (1st 20:00)	49 (2nd 2:14)
Best Scoring Run	7(2nd 0:44)	9(1st 16:13)
Lead Changes	0	
Times Tied	0	
Time with Lead	00:00	39:30

Points from	UDM	WSU
Turnovers	11	18
Paint	14	28
Second Chance	11	10
Fast Breaks	8	11
Bench	7	20

Period by Period Scoring	1st	2nd	TOT
UDM	23	31	54
WSU	56	40	96

Official Basketball Box Score - Final

Utah at Washington St.

12/04/22 Beasley Coliseum, Pullman, Wash.
2022-23 Men's Basketball

Game Time: 1:00 PM
Game Duration: 2:16
Attendance: 2,009

Officials: David Hall, Frank Harvey III, Kevin Brill

Utah - 67 Record: 7-2 (2-0)

NO.	Name		Min	FG M-A	3P M-A	FT M-A	Rebounds OR	DR	TOT	Fouls PF	FD	TP	AS	TO	ST	Blocks BS	BA	+/-
1	Ben Carlson	F	27:08	0-5	0-1	0-0	2	8	10	2	0	0	0	1	1	0	0	-7
35	Branden Carlson	C	18:38	3-7	1-3	0-0	1	4	5	5	1	7	0	6	0	2	1	-8
10	Marco Anthony	G	38:47	5-9	0-0	3-5	1	5	6	3	5	13	2	2	0	0	1	1
25	Rollie Worster	G	37:45	6-11	2-3	5-7	0	7	7	3	4	19	4	4	2	0	1	2
55	Gabe Madsen	G	30:26	4-8	3-4	0-1	0	2	2	3	0	11	0	4	0	1	0	-2
2	Mike Saunders Jr.		07:33	1-3	0-1	0-0	1	1	2	1	0	2	1	0	1	0	0	4
13	Keba Keita		24:20	1-2	0-0	1-4	4	3	7	4	3	3	0	2	2	3	0	12
20	Lazar Stefanovic		29:44	3-7	1-2	3-4	0	4	4	2	3	10	4	0	0	0	0	13
11	Wilguens Jr. Exacte		10:39	0-3	0-0	2-2	0	0	0	0	3	2	0	0	0	0	0	-5
Team							1	0	1			0		0				
Totals			23-55	7-14	14-23		10	34	44	23	19	67	11	19	6	6	3	2

Technical Fouls:NONE

Shooting By Period		
1st FG%	14-27	51.9%
3PT%	4-8	50.0%
FT%	1-4	25%
2nd FG%	7-23	30.4%
3PT%	2-5	40.0%
FT%	10-16	62.5%
:OT FG%	2-5	40.0%
3PT%	1-1	100.0%
FT%	3-3	100%
GM FG%	23-55	41.8%
3PT%	7-14	50.0%
FT%	14-23	60.9%

Dead Ball Rebounds: 3, 1

Washington St. - 65 Record: 3-4 (0-2)

NO.	Name		Min	FG M-A	3P M-A	FT M-A	Rebounds OR	DR	TOT	Fouls PF	FD	TP	AS	TO	ST	Blocks BS	BA	+/-
11	DJ Rodman	F	38:14	0-7	0-4	5-6	3	5	8	2	6	5	0	0	3	1	1	3
35	Mouhamed Gueye	F	30:13	8-14	0-1	4-5	4	7	11	5	7	20	1	6	2	0	1	4
5	TJ Bamba	G	36:15	6-18	1-6	1-5	3	5	8	5	3	14	1	1	0	0	2	2
22	Dylan Darling	G	26:45	1-4	0-2	3-5	1	1	2	2	2	5	2	1	3	0	1	-1
24	Justin Powell	G	39:42	4-16	2-12	1-2	0	2	2	0	2	11	0	1	2	0	1	-5
31	Kymany Houinsou		31:46	2-5	0-1	1-1	5	1	6	2	1	5	2	0	1	1	0	-5
12	Mael Hamon-Crespin		18:18	1-4	1-4	2-2	0	3	3	3	2	5	0	1	2	1	0	-5
13	Carlos Rosario		03:47	0-0	0-0	0-0	0	0	0	0	0	0	0	0	0	0	0	-3
Team							0	3	3			0		2				
Totals			22-68	4-30	17-26		16	27	43	19	23	65	6	12	13	3	6	-2

Technical Fouls: Gueye 2nd10:32Darling 1stOT4:05

Shooting By Period		
1st FG%	10-28	35.7%
3PT%	1-10	10.0%
FT%	4-4	100%
2nd FG%	11-32	34.4%
3PT%	2-17	11.8%
FT%	10-19	52.6%
:OT FG%	1-8	12.5%
3PT%	1-3	33.3%
FT%	3-3	100%
GM FG%	22-68	32.4%
3PT%	4-30	13.3%
FT%	17-26	65.4%

Dead Ball Rebounds: 4, 1

	UTAH	WSU
Biggest lead	9 (1st 8:13)	6 (1st 16:49)
Best Scoring Run	9(1st OT 3:14)	9(2nd 14:55)
Lead Changes	9	
Times Tied	7	
Time with Lead	24:10	17:56

Points from	UTAH	WSU
Turnovers	15	24
Paint	24	30
Second Chance	6	17
Fast Breaks	4	4
Bench	17	10

Period by Period Scoring	1st	2nd	OT1	TOT
UTAH	33	26	8	67
WSU	25	34	6	65

Official Basketball Box Score - Final

Washington St. at Oregon

12/01/22 Matthew Knight Arena, Eugene
2022-23 Men's Basketball

Game Time: 7:30 PM
Game Duration: 1:46
Attendance: 5,379

Officials: Michael Greenstein, Randy McCall, Paul Szelc

Washington St. - 60 Record: 3-3 (0-1)

NO.	Name		Min	FG M-A	3P M-A	FT M-A	Rebounds OR	DR	TOT	Fouls PF	FD	TP	AS	TO	ST	Blocks BS	BA	+/-
11	DJ Rodman	F	36:43	2-7	1-5	0-0	0	4	4	1	3	5	0	1	2	0	0	-12
35	Mouhamed Gueye	F	34:28	8-12	1-2	2-2	4	1	5	4	2	19	0	6	2	1	0	-8
5	TJ Bamba	G	34:14	5-13	0-1	4-5	1	3	4	3	8	14	1	1	1	0	1	-12
22	Dylan Darling	G	22:49	1-4	1-2	0-0	0	1	1	1	0	3	0	2	0	0	0	0
24	Justin Powell	G	38:01	4-10	0-4	1-1	0	4	4	1	1	9	4	2	1	0	0	-14
31	Kymany Houinsou		14:52	3-5	0-0	0-0	1	1	2	0	0	6	0	1	0	1	0	-7
15	Adrame Diongue		05:43	1-1	0-0	0-0	1	1	2	2	0	2	0	1	0	0	0	-11
12	Mael Hamon-Crespin		02:54	0-0	0-0	0-0	0	0	0	1	0	0	0	0	0	0	0	-3
13	Carlos Rosario		09:53	1-1	0-0	0-0	0	1	1	0	0	2	0	3	0	1	0	-4
21	Jack Wilson		00:23	0-0	0-0	0-0	0	0	0	0	0	0	0	0	0	0	0	1
Team							1	2	3			0		0				
Totals			25-53	3-14	7-8		8	18	26	13	14	60	5	17	6	3	1	-14

Technical Fouls: Rosario 2nd12:37

Shooting By Period		
1st FG%	13-27	48.1%
3PT%	2-8	25.0%
FT%	4-4	100%
2nd FG%	12-26	46.2%
3PT%	1-6	16.7%
FT%	3-4	75%
GM FG%	25-53	47.2%
3PT%	3-14	21.4%
FT%	7-8	87.5%

Dead Ball Rebounds: 1, 1

Oregon - 74 Record: 4-4 (1-0)

NO.	Name		Min	FG M-A	3P M-A	FT M-A	Rebounds OR	DR	TOT	Fouls PF	FD	TP	AS	TO	ST	Blocks BS	BA	+/-
13	Quincy Guerrier	F	32:25	5-10	1-5	1-2	0	1	1	0	2	12	0	1	0	0	0	13
1	N'Faly Dante	C	23:35	11-16	0-0	0-0	3	4	7	2	1	22	0	4	0	0	1	9
10	Kel'el Ware	C	26:11	4-9	0-2	0-0	3	1	4	2	0	8	1	1	1	0	0	2
0	Will Richardson	G	39:37	6-12	1-5	4-4	0	2	2	3	4	17	8	2	3	0	1	16
11	Rivaldo Soares	G	33:55	4-9	0-3	0-0	1	4	5	4	3	8	7	1	2	0	1	9
15	Lok Wur		15:21	1-2	1-1	2-2	0	3	3	1	3	5	0	0	1	1	0	8
4	Brennan Rigsby		22:47	1-4	0-2	0-0	3	3	6	1	0	2	0	2	2	0	0	16
2	Tyrone Williams		05:00	0-0	0-0	0-0	0	0	0	1	0	0	0	0	0	0	0	1
12	James Cooper		00:23	0-0	0-0	0-0	0	0	0	0	0	0	0	0	0	0	0	-1
23	Gabe Reichle		00:23	0-0	0-0	0-0	0	0	0	0	0	0	0	0	0	0	0	-2
24	Brady Parris		00:23	0-0	0-0	0-0	0	0	0	0	0	0	0	0	0	0	0	-1
Team							1	1	2			0		0				
Totals			32-62	3-18	7-8		11	19	30	14	13	74	16	11	9	1	3	14

Technical Fouls:NONE

Shooting By Period		
1st FG%	14-26	53.8%
3PT%	1-5	20.0%
FT%	3-4	75%
2nd FG%	18-36	50.0%
3PT%	2-13	15.4%
FT%	4-4	100%
GM FG%	32-62	51.6%
3PT%	3-18	16.7%
FT%	7-8	87.5%

Dead Ball Rebounds: 1, 1

	WSU	ORE
Biggest lead	4 (1st 12:42)	17 (2nd 0:45)
Best Scoring Run	5(1st 15:54)	8(2nd 11:08)
Lead Changes	13	
Times Tied	11	
Time with Lead	09:23	23:39

Points from	WSU	ORE
Turnovers	14	17
Paint	42	52
Second Chance	13	12
Fast Breaks	9	7
Bench	10	7

Period by Period Scoring	1st	2nd	TOT
WSU	32	28	60
ORE	32	42	74

Official Basketball Box Score - Final

Northern Ky. at Washington St.

12/07/22 Beasley Coliseum, Pullman, Wash.
2022-23 Men's Basketball

Game Time: 6:00 PM
Game Duration: 1:44
Attendance: 2,268

Officials: Tony Padilla, Mike Reed, Daryl Gelinas

Northern Ky. - 47 Record: 5-5

NO.	Name		Min	FG M-A	3P M-A	FT M-A	Rebounds OR	DR	TOT	Fouls PF	FD	TP	AS	TO	ST	Blocks BS	BA	+/-
5	LJ Wells	F	11:29	0-1	0-0	0-0	0	1	1	1	1	0	0	2	0	0	0	-11
21	Chris Brandon	F	20:00	1-1	0-0	0-0	0	1	1	3	0	2	0	0	0	0	0	-19
2	Sam Vinson	G	24:19	2-8	0-2	0-0	0	0	0	4	2	4	1	4	2	0	1	-30
3	Marques Warrick	G	29:29	3-9	1-2	3-6	0	3	3	2	3	10	1	3	0	0	0	-10
11	Xavier Rhodes	G	26:40	2-7	0-0	2-2	0	1	1	2	2	6	2	2	1	0	1	-20
22	Trevon Faulkner		27:07	5-8	1-3	0-0	0	3	3	0	0	11	0	0	0	0	0	-8
10	Imanuel Zorgvol		20:00	3-4	0-0	0-0	0	0	0	1	0	6	1	1	2	3	0	-2
34	Hubertas Pivorius		15:26	0-1	0-1	0-0	0	0	0	1	0	0	1	0	0	0	0	-3
1	Trey Robinson		20:33	2-3	1-1	2-4	0	2	2	1	3	7	1	0	3	0	1	-1
0	Isaiah Mason		01:56	0-0	0-0	0-0	0	0	0	0	0	0	0	0	0	0	0	0
4	A'Iahn Sumler		01:56	0-0	0-0	1-1	0	0	0	0	0	1	0	0	0	0	0	0
24	Jake Evans		01:05	0-0	0-0	0-0	0	0	0	0	0	0	0	0	0	0	0	-1
Team							1	0	1			0		1				
Totals			18-42	3-9	8-13		1	11	12	15	11	47	7	13	8	3	3	-21

Technical Fouls:NONE

Shooting By Period		
1st FG%	8-20	40.0%
3PT%	0-3	0.0%
FT%	7-9	77.8%
2nd FG%	10-22	45.5%
3PT%	3-6	50.0%
FT%	1-4	25%
GM FG%	18-42	42.9%
3PT%	3-9	33.3%
FT%	8-13	61.5%

Dead Ball Rebounds: 2, 0

Washington St. - 68 Record: 4-4

NO.	Name		Min	FG M-A	3P M-A	FT M-A	Rebounds OR	DR	TOT	Fouls PF	FD	TP	AS	TO	ST	Blocks BS	BA	+/-
11	DJ Rodman	F	24:02	3-5	1-3	0-0	5	1	6	1	1	7	1	2	0	1	1	23
35	Mouhamed Gueye	F	34:35	5-10	0-1	4-4	4	6	10	0	4	14	1	4	1	1	1	13
5	TJ Bamba	G	31:15	8-12	2-5	4-5	0	3	3	2	6	22	1	2	1	1	0	23
22	Dylan Darling	G	19:12	0-2	0-2	0-0	0	4	4	0	0	0	1	2	2	0	0	18
24	Justin Powell	G	33:44	4-8	3-4	0-0	1	2	3	2	1	11	4	0	0	0	0	11
31	Kymany Houinsou		27:09	3-7	0-3	0-0	2	4	6	0	1	6	4	3	0	0	0	9
12	Mael Hamon-Crespin		14:45	2-3	2-3	0-0	0	1	1	3	1	6	2	1	0	0	0	6
13	Carlos Rosario		12:59	1-3	0-2	0-1	1	2	3	3	1	2	0	1	1	0	1	1
21	Jack Wilson		02:19	0-0	0-0	0-0	0	1	1	0	0	0	0	0	0	0	0	1
Team							2	2	4			0		1				
Totals			26-50	8-23	8-10		15	26	41	11	15	68	14	16	5	3	3	21

Technical Fouls: Darling 1st10:07Houinsou 2nd0:33

Shooting By Period		
1st FG%	15-24	62.5%
3PT%	5-9	55.6%
FT%	4-4	100%
2nd FG%	11-26	42.3%
3PT%	3-14	21.4%
FT%	4-6	66.7%
GM FG%	26-50	52.0%
3PT%	8-23	34.8%
FT%	8-10	80.0%

Dead Ball Rebounds: 0, 0

	NKU	WSU
Biggest lead	1 (1st 13:48)	28 (2nd 8:29)
Best Scoring Run	5(2nd 6:20)	14(2nd 8:29)
Lead Changes	2	
Times Tied	1	
Time with Lead	00:25	36:08

Points from	NKU	WSU
Turnovers	11	15
Paint	28	32
Second Chance	2	15
Fast Breaks	2	8
Bench	25	14

Period by Period Scoring	1st	2nd	TOT
NKU	23	24	47
WSU	39	29	68

PREVIOUS BOX SCORES

Official Basketball Box Score - Final
Washington St. at UNLV
12/10/22 MGM Grand Garden Arena, Las Vegas
2022-23 Men's Basketball

Game Time: 1:30 PM
Game Duration: 2:04

Officials: Randy McCall, Verne Harris, Tom Nally

Washington St. - 70 Record: 4-5

NO.	Name		Min	FG M-A	3P M-A	FT M-A	Rebounds OR	DR	TOT	Fouls PF	FD	TP	AS	TO	ST	Blocks BS	BA	+/-
11	DJ Rodman	F	34:55	6-10	2-5	0-0	1	4	5	0	1	14	2	0	1	0	0	9
35	Mouhamed Gueye	F	34:43	3-10	0-2	1-2	3	5	8	3	5	7	4	2	0	2	2	7
5	TJ Bamba	G	31:41	7-11	4-6	2-4	1	3	4	5	4	20	2	4	0	0	1	-14
24	Justin Powell	G	38:50	5-9	5-7	0-0	0	4	4	2	1	15	3	3	0	0	0	2
31	Kymany Houinsou	G	35:57	2-4	1-1	2-2	1	3	4	2	1	7	5	4	0	1	1	-4
22	Dylan Darling		07:42	1-1	0-0	0-0	0	3	3	2	0	2	0	2	0	0	0	-12
12	Mael Hamon-Crespin		03:06	0-1	0-1	0-0	0	0	0	0	0	0	0	1	0	0	0	-13
13	Carlos Rosario		13:06	2-2	1-1	0-0	0	2	2	2	0	5	0	2	0	0	0	5
Team							2	1	3			0		4				
Totals				26-48	13-23	5-8	8	25	33	16	12	70	16	22	1	3	4	-4

Shooting By Period		
1st FG%	11-18	61.1%
3PT%	6-10	60.0%
FT%	2-4	50%
2nd FG%	15-30	50.0%
3PT%	7-13	53.8%
FT%	3-4	75%
GM FG%	26-48	54.2%
3PT%	13-23	56.5%
FT%	5-8	62.5%

Dead Ball Rebounds: 2, 0

Technical Fouls: NONE

UNLV - 74 Record: 10-0

NO.	Name		Min	FG M-A	3P M-A	FT M-A	Rebounds OR	DR	TOT	Fouls PF	FD	TP	AS	TO	ST	Blocks BS	BA	+/-
12	David Muoka	C	21:56	1-2	0-0	0-0	1	1	2	4	0	2	1	1	0	1	0	-13
1	Elijah Parquet	G	05:24	1-2	0-1	0-0	0	1	1	0	0	2	0	0	0	0	0	0
10	Keshon Gilbert	G	32:19	10-15	2-5	3-4	1	4	5	0	7	25	3	3	3	0	1	0
15	Luis Rodriguez	G	36:22	2-7	0-3	2-2	0	2	2	2	1	6	4	2	3	1	1	2
55	Elijah Harkless	G	34:27	7-18	2-8	4-4	1	3	4	0	3	20	2	1	1	0	1	-9
2	Justin Webster		31:25	3-3	2-2	0-0	0	2	2	1	1	8	1	0	1	0	0	8
0	Victor Iwuakor		17:57	0-1	0-0	1-4	0	1	1	4	3	1	0	0	1	2	0	16
5	Jordan McCabe		07:41	1-3	0-2	0-0	0	0	0	0	0	2	1	0	1	0	0	4
24	Jackie Johnson III		12:29	3-4	1-2	1-2	1	1	2	1	1	8	1	0	2	0	0	12
Team							1	0	1			0		0				
Totals				28-55	7-23	11-16	5	15	20	12	16	74	13	7	12	4	3	4

Shooting By Period		
1st FG%	14-29	48.3%
3PT%	5-14	35.7%
FT%	0-0	0%
2nd FG%	14-26	53.8%
3PT%	2-9	22.2%
FT%	11-16	68.8%
GM FG%	28-55	50.9%
3PT%	7-23	30.4%
FT%	11-16	68.8%

Dead Ball Rebounds: 2, 0

Technical Fouls: NONE

	WSU	UNV
Biggest lead	9 (1st 16:12)	12 (2nd 7:08)
Best Scoring Run	9(1st 16:12)	18(1st 11:06)
Lead Changes	3	
Times Tied	2	
Time with Lead	07:45	30:58

Points from	WSU	UNV
Turnovers	6	31
Paint	20	24
Second Chance	6	2
Fast Breaks	10	21
Bench	7	19

Period by Period Scoring	1st	2nd	TOT
WSU	30	40	70
UNV	33	41	74

Official Basketball Box Score - Final
George Washington at Washington St.
12/22/22 SimpliFi Arena at Stan Sheriff Center, Honolulu
2022-23 Men's Basketball

Game Time: 4:00 PM
Game Duration: 2:06

Officials: Tony Padilla, Don Daily, Ryan Wells

George Washington - 64 Record: 6-5

NO.	Name		Min	FG M-A	3P M-A	FT M-A	Rebounds OR	DR	TOT	Fouls PF	FD	TP	AS	TO	ST	Blocks BS	BA	+/-
4	Ricky Lindo Jr.	F	24:53	5-8	0-1	0-0	1	1	2	5	0	10	1	2	0	0	0	0
21	Noel Brown	C	09:14	3-4	0-0	0-1	0	1	1	1	3	6	0	0	0	0	0	-7
1	E.J. Clark	G	22:13	0-2	0-1	1-2	0	2	2	1	1	1	0	0	2	0	0	-8
10	Brendan Adams	G	32:59	6-10	1-5	4-5	0	3	3	3	3	17	2	2	0	1	0	-3
11	James Bishop	G	37:23	5-14	0-7	0-2	0	2	2	1	3	10	5	1	2	0	0	1
2	Maximus Edwards		25:36	3-6	2-3	2-2	1	7	8	2	4	10	0	2	0	0	0	1
13	Hunter Dean		28:09	5-9	0-0	0-0	2	3	5	4	1	10	2	0	0	0	0	3
20	Qwanzi Samuels		04:26	0-2	0-1	0-0	0	0	0	0	0	0	0	1	0	0	0	-1
3	Amir Harris		15:07	0-0	0-0	0-0	0	2	2	0	0	0	1	0	0	0	0	4
Team							0	1	1			0		1				
Totals				27-55	3-18	7-12	4	22	26	17	15	64	11	9	4	1	0	-2

Shooting By Period		
1st FG%	12-29	41.4%
3PT%	2-9	22.2%
FT%	1-4	25%
2nd FG%	15-26	57.7%
3PT%	1-9	11.1%
FT%	6-8	75%
GM FG%	27-55	49.1%
3PT%	3-18	16.7%
FT%	7-12	58.3%

Dead Ball Rebounds: 3, 1

Technical Fouls: NONE

Washington St. - 66 Record: 5-6

NO.	Name		Min	FG M-A	3P M-A	FT M-A	Rebounds OR	DR	TOT	Fouls PF	FD	TP	AS	TO	ST	Blocks BS	BA	+/-
11	DJ Rodman	F	32:57	1-8	1-6	0-0	4	4	8	2	2	3	4	0	2	0	0	-3
35	Mouhamed Gueye	F	33:10	9-14	0-1	3-7	7	3	10	3	6	21	1	4	0	0	0	0
5	TJ Bamba	G	35:20	5-11	2-5	5-7	1	6	7	2	5	17	2	2	1	0	0	2
24	Justin Powell	G	31:54	3-9	1-5	0-0	0	3	3	1	1	7	0	3	1	0	0	0
31	Kymany Houinsou	G	21:36	1-2	1-1	2-2	0	4	4	3	1	5	2	2	0	0	0	6
23	Andrej Jakimovski		12:59	1-4	0-3	0-0	0	2	2	3	0	2	0	1	0	0	0	2
3	Jabe Mullins		23:47	3-6	2-4	0-0	0	2	2	0	0	8	4	1	1	0	1	3
22	Dylan Darling		03:34	0-1	0-1	0-0	0	2	2	0	0	0	0	0	0	0	0	0
13	Carlos Rosario		04:43	1-2	0-0	1-2	0	0	0	1	2	3	0	0	0	0	0	0
Team							1	0	1			0		1				
Totals				24-57	7-26	11-18	13	26	39	15	17	66	13	14	5	0	1	2

Shooting By Period		
1st FG%	12-35	34.3%
3PT%	3-17	17.6%
FT%	2-7	28.6%
2nd FG%	12-22	54.5%
3PT%	4-9	44.4%
FT%	9-11	81.8%
GM FG%	24-57	42.1%
3PT%	7-26	26.9%
FT%	11-18	61.1%

Dead Ball Rebounds: 4, 0

Technical Fouls: Gueye 1st 13:50

	GW	WSU
Biggest lead	2 (1st 19:43)	8 (1st 10:40)
Best Scoring Run	6 (2nd 8:41)	7 (1st 10:40)
Lead Changes	9	
Times Tied	10	
Time with Lead	04:03	31:51

Points from	GW	WSU
Turnovers	11	10
Paint	44	30
Second Chance	8	13
Fast Breaks	4	8
Bench	20	13

Period by Period Scoring	1st	2nd	TOT
GW	27	37	64
WSU	29	37	66

Official Basketball Box Score - Final
Washington St. at Baylor
12/18/22 American Airlines Center, Dallas, Texas
2022-23 Men's Basketball

Game Time: 9:00 PM
Game Duration: 1:55
Attendance: 4,200

Officials: Ray Natili, Keith Kimble, Bert Smith

Washington St. - 59 Record: 4-6

NO.	Name		Min	FG M-A	3P M-A	FT M-A	Rebounds OR	DR	TOT	Fouls PF	FD	TP	AS	TO	ST	Blocks BS	BA	+/-
11	DJ Rodman	F	39:28	2-4	2-3	0-0	2	5	7	4	3	6	2	1	2	1	0	-5
35	Mouhamed Gueye	F	33:50	2-6	0-2	1-5	5	4	9	3	8	5	3	3	1	0	0	-2
5	TJ Bamba	G	26:25	5-15	1-6	3-3	1	2	3	4	2	14	1	4	1	0	3	-4
24	Justin Powell	G	36:11	4-9	4-8	0-0	1	1	2	2	1	12	3	0	2	0	0	3
31	Kymany Houinsou	G	25:17	3-5	0-1	0-0	1	4	5	1	0	6	4	3	1	0	0	-3
15	Adrame Diongue		06:42	0-1	0-0	0-0	1	0	1	1	1	0	1	1	0	0	0	-5
3	Jabe Mullins		29:00	5-11	3-8	3-3	0	1	1	2	1	16	0	2	0	0	0	-13
13	Carlos Rosario		03:07	0-1	0-1	0-1	0	0	0	1	1	0	0	0	0	0	0	-1
Team							2	2	4			0		2				
Totals				21-52	10-29	7-12	13	19	32	18	17	59	14	16	7	1	3	-6

Shooting By Period		
1st FG%	9-27	33.3%
3PT%	6-19	31.6%
FT%	1-2	50%
2nd FG%	12-25	48.0%
3PT%	4-10	40.0%
FT%	6-10	60%
GM FG%	21-52	40.4%
3PT%	10-29	34.5%
FT%	7-12	58.3%

Dead Ball Rebounds: 3, 0

Technical Fouls: NONE

Baylor - 65 Record: 8-2

NO.	Name		Min	FG M-A	3P M-A	FT M-A	Rebounds OR	DR	TOT	Fouls PF	FD	TP	AS	TO	ST	Blocks BS	BA	+/-
0	Flo Thamba	F	24:29	3-5	0-0	2-2	1	5	6	4	3	8	0	3	0	0	1	8
11	Jalen Bridges	F	21:38	1-6	0-3	2-2	2	5	7	2	2	4	1	0	0	0	0	1
1	Keyonte George	G	32:07	6-14	3-11	4-5	1	3	4	1	3	19	3	2	1	1	0	6
4	LJ Cryer	G	29:47	2-7	2-5	0-0	0	1	1	2	2	6	2	1	0	0	0	4
10	Adam Flagler	G	31:43	5-7	1-2	1-2	0	1	1	1	3	12	2	2	4	1	0	-3
3	Dale Bonner		18:26	1-4	0-2	0-0	0	1	1	0	0	2	4	2	1	0	0	6
13	Langston Love		11:04	0-1	0-1	3-4	0	1	1	2	2	3	1	1	0	0	0	6
15	Josh Ojianwuna		13:15	3-3	0-0	1-1	3	0	3	3	2	7	1	0	1	0	0	1
33	Caleb Lohner		17:31	2-3	0-0	0-0	2	1	3	2	1	4	0	1	2	1	0	1
Team							0	2	2			0		1				
Totals				23-50	6-24	13-16	9	20	29	17	18	65	14	13	9	3	1	6

Shooting By Period		
1st FG%	10-22	45.5%
3PT%	4-14	28.6%
FT%	7-9	77.8%
2nd FG%	13-28	46.4%
3PT%	2-10	20.0%
FT%	6-7	85.7%
GM FG%	23-50	46.0%
3PT%	6-24	25.0%
FT%	13-16	81.3%

Dead Ball Rebounds: 2, 0

Technical Fouls: Thamba 2nd 6:20

	WSU	Baylor
Biggest lead	6 (1st 13:32)	8 (2nd 1:41)
Best Scoring Run	6(2nd 12:36)	7(1st 10:39)
Lead Changes	7	
Times Tied	5	
Time with Lead	13:04	23:24

Points from	WSU	Baylor
Turnovers	12	15
Paint	18	26
Second Chance	6	6
Fast Breaks	5	9
Bench	16	16

Period by Period Scoring	1st	2nd	TOT
WSU	25	34	59
Baylor	31	34	65

Official Basketball Box Score - Final
Washington St. at Hawaii
12/23/22 SimpliFi Arena at Stan Sheriff Center, Honolulu
2022-23 Men's Basketball

Game Time: 7:00 PM
Game Duration: 2:02
Attendance: 4,683

Officials: Tony Padilla, Keith Kimble, Bart Lenox

Washington St. - 51 Record: 5-7

NO.	Name		Min	FG M-A	3P M-A	FT M-A	Rebounds OR	DR	TOT	Fouls PF	FD	TP	AS	TO	ST	Blocks BS	BA	+/-
11	DJ Rodman	F	22:07	1-4	1-2	2-3	1	1	2	1	2	5	0	2	0	0	0	-13
35	Mouhamed Gueye	F	23:11	3-9	0-0	1-1	4	3	7	4	1	7	1	2	1	0	0	-4
5	TJ Bamba	G	37:40	6-18	1-3	6-6	1	3	4	3	4	19	0	0	0	0	1	-12
24	Justin Powell	G	24:25	0-7	0-4	0-0	0	1	1	0	0	0	0	2	1	0	0	-13
31	Kymany Houinsou	G	23:36	2-5	0-0	2-3	1	3	4	2	3	6	0	2	0	0	0	-7
3	Jabe Mullins		20:30	3-8	1-4	0-0	0	2	2	1	1	7	0	2	0	1	0	2
22	Dylan Darling		24:46	1-4	0-0	0-1	0	2	2	4	1	2	0	1	0	0	0	-4
15	Adrame Diongue		14:00	2-4	0-0	1-1	4	4	8	3	1	5	0	1	1	0	0	-1
13	Carlos Rosario		09:45	0-0	0-0	0-0	1	0	1	1	1	0	1	0	0	0	0	-3
Team							0	1	1			0		0				
Totals				18-59	3-13	12-15	12	20	32	19	14	51	2	12	3	1	1	-11

Shooting By Period		
1st FG%	8-28	28.6%
3PT%	1-3	33.3%
FT%	6-7	85.7%
2nd FG%	10-31	32.3%
3PT%	2-10	20.0%
FT%	6-8	75%
GM FG%	18-59	30.5%
3PT%	3-13	23.1%
FT%	12-15	80.0%

Dead Ball Rebounds: 3, 2

Technical Fouls: Darling 2nd 12:31

Hawaii - 62 Record: 8-3

NO.	Name		Min	FG M-A	3P M-A	FT M-A	Rebounds OR	DR	TOT	Fouls PF	FD	TP	AS	TO	ST	Blocks BS	BA	+/-
5	Bernardo Da Silva	F	18:02	1-3	0-0	1-2	0	3	3	3	2	3	0	0	1	0	0	4
32	Samuta Avea	F	35:43	8-14	2-4	1-3	0	4	4	2	2	19	1	2	0	0	0	17
44	Kamaka Hepa	F	38:43	1-6	0-3	2-2	1	5	6	2	2	4	0	2	2	1	0	11
3	Jovon McClanahan	G	36:08	6-7	0-0	4-4	1	5	6	2	6	16	4	2	1	0	0	16
4	Noel Coleman	G	38:43	5-13	0-3	3-5	1	3	4	1	4	13	1	1	2	0	1	11
2	Justus Jackson		05:09	1-2	0-0	0-0	0	0	0	0	0	2	0	1	0	0	0	-5
10	Beon Riley		14:16	1-1	1-1	2-2	0	2	2	1	1	5	0	1	0	0	0	0
14	Harry Rouhliadeff		04:43	0-0	0-0	0-0	0	0	0	1	0	0	0	0	0	0	0	-5
23	Mor Seck		08:33	0-1	0-0	0-1	1	5	6	2	2	0	0	1	0	0	0	6
Team							2	2	4			0		0				
Totals				23-47	3-11	13-19	6	29	35	14	19	62	6	10	6	1	1	11

Shooting By Period		
1st FG%	10-24	41.7%
3PT%	1-6	16.7%
FT%	3-6	50%
2nd FG%	13-23	56.5%
3PT%	2-5	40.0%
FT%	10-13	76.9%
GM FG%	23-47	48.9%
3PT%	3-11	27.3%
FT%	13-19	68.4%

Dead Ball Rebounds: 2, 0

Technical Fouls: NONE

	WSU	Haw
Biggest lead	8 (1st 9:01)	15 (2nd 2:29)
Best Scoring Run	9 (1st 9:01)	8 (2nd 9:20)
Lead Changes	4	
Times Tied	6	
Time with Lead	12:06	23:54

Points from	WSU	Haw
Turnovers	4	10
Paint	26	32
Second Chance	12	9
Fast Breaks	8	5
Bench	14	7

Period by Period Scoring	1st	2nd	TOT
WSU	23	28	51
Haw	24	38	62

PREVIOUS BOX SCORES

Official Basketball Box Score - Final

Utah St. at Washington St.

12/25/22 Simplifi Arena at Stan Sheriff Center, Honolulu
2022-23 Men's Basketball

Game Time: 1:30 PM
Game Duration: 1:56

Officials: Michael Greenstein, Don Daily, Chris Beaver

Utah St. - 82 Record: 11-2

NO.	Name		Min	FG M-A	3P M-A	FT M-A	Rebounds OR	DR	TOT	Fouls PF	FD	TP	AS	TO	ST	Blocks BS	BA	+/-
23	Taylor Funk	F	28:38	5-10	2-5	0-0	0	3	3	3	1	12	3	2	0	1	0	-5
32	Trevin Dorius	C	21:38	4-6	0-0	4-6	3	1	4	2	3	12	2	0	2	0	1	12
2	Sean Bairstow	G	34:28	4-8	2-3	1-4	0	5	5	2	2	11	3	0	0	0	1	5
11	Max Shulga	G	21:21	4-6	2-3	1-1	0	4	4	3	3	11	3	1	1	0	0	10
15	Rylan Jones	G	28:12	4-7	1-2	0-1	0	2	2	1	2	9	4	1	1	0	0	3
30	Dan Akin		22:06	5-5	0-0	0-1	1	2	3	4	1	10	1	4	0	2	0	4
3	Steven Ashworth		28:24	4-6	3-3	1-2	0	2	2	3	2	12	5	3	1	0	0	14
24	Zee Hamoda		05:53	0-3	0-0	0-0	1	0	1	1	0	0	0	0	0	0	0	3
12	Szymon Zapala		01:57	1-1	0-0	0-0	0	0	0	2	0	2	0	0	0	0	0	-2
5	RJ Eytle-Rock		07:23	1-1	1-1	0-0	0	0	0	0	0	3	0	0	0	0	0	1
Team							1	1	2			0		2				
Totals				32-53	11-17	7-15	6	20	26	21	14	82	21	13	5	3	2	9

Shooting By Period

1st	FG%	16-30	53.3%
	3PT%	7-11	63.6%
	FT%	3-6	50%
2nd	FG%	16-23	69.6%
	3PT%	4-6	66.7%
	FT%	4-9	44.4%
GM	FG%	32-53	60.4%
	3PT%	11-17	64.7%
	FT%	7-15	46.7%

Dead Ball Rebounds: 4, 1

Technical Fouls: Shulga 2nd 13:57 Shulga 2nd 13:57

Washington St. - 73 Record: 5-8

NO.	Name		Min	FG M-A	3P M-A	FT M-A	Rebounds OR	DR	TOT	Fouls PF	FD	TP	AS	TO	ST	Blocks BS	BA	+/-
11	DJ Rodman	F	20:49	2-3	0-1	2-3	0	1	1	2	3	6	1	1	0	0	0	-12
35	Mouhamed Gueye	F	37:30	9-15	0-1	4-4	3	9	12	2	5	22	1	2	1	2	0	1
5	TJ Bamba	G	37:02	4-12	1-5	10-12	1	2	3	2	8	19	4	1	2	0	1	-3
24	Justin Powell	G	32:49	3-9	0-4	4-4	0	1	1	0	0	10	2	2	2	0	1	-5
31	Kymany Houinsou	G	13:39	1-2	0-0	2-2	1	2	3	1	1	4	0	2	0	0	1	-13
3	Jabe Mullins		08:25	0-3	0-2	0-0	0	1	1	2	0	0	0	1	0	0	0	-11
23	Andrej Jakimovski		18:21	1-4	0-2	1-1	1	1	2	3	1	3	0	2	0	0	0	0
15	Adrame Diongue		02:30	0-0	0-0	0-0	0	0	0	1	0	0	0	0	0	0	0	-10
13	Carlos Rosario		22:32	3-4	1-1	0-0	1	2	3	1	1	7	0	0	0	0	0	10
22	Dylan Darling		06:23	1-2	0-1	0-0	0	0	0	0	0	2	0	2	0	0	0	-2
Team							2	0	2			0		0				
Totals				24-54	2-17	23-26	9	19	28	14	19	73	8	13	5	2	3	-9

Shooting By Period

1st	FG%	9-23	39.1%
	3PT%	0-7	0.0%
	FT%	11-13	84.6%
2nd	FG%	15-31	48.4%
	3PT%	2-10	20.0%
	FT%	12-13	92.3%
GM	FG%	24-54	44.4%
	3PT%	2-17	11.8%
	FT%	23-26	88.5%

Dead Ball Rebounds: 3, 0

Technical Fouls: NONE

	USU	WSU
Biggest lead	23 (2nd 8:48)	4 (1st 17:11)
Best Scoring Run	12 (2nd 9:34)	9 (2nd 5:37)
Lead Changes	1	
Times Tied	3	
Time with Lead	32:37	05:34

Points from	USU	WSU
Turnovers	20	9
Paint	40	30
Second Chance	9	11
Fast Breaks	11	8
Bench	27	12

Period by Period Scoring

	1st	2nd	TOT
USU	42	40	82
WSU	29	44	73

Official Basketball Box Score - Final

Southern California at Washington St.

01/01/23 Beasley Coliseum, Pullman, Wash.
2022-23 Men's Basketball

Game Time: 12:00 PM
Game Duration: 1:57
Attendance: 2,650

Officials: Verne Harris, Michael Irving, Randy Richardson

Southern California - 71 Record: 11-4 (3-1)

NO.	Name		Min	FG M-A	3P M-A	FT M-A	Rebounds OR	DR	TOT	Fouls PF	FD	TP	AS	TO	ST	Blocks BS	BA	+/-
24	Joshua Morgan	F	26:41	5-11	0-0	0-1	1	4	5	3	1	10	1	1	0	0	1	-16
0	Kobe Johnson	G	32:33	3-5	1-1	6-7	3	4	7	1	7	13	3	3	1	0	0	-8
5	Boogie Ellis	G	29:07	5-11	0-4	2-2	1	6	7	5	2	12	2	1	1	1	1	5
13	Drew Peterson	G	37:02	7-16	2-5	0-0	4	4	8	2	0	16	1	3	2	1	0	-3
22	Tre White	G	26:59	4-10	0-2	1-2	3	1	4	4	1	9	0	1	0	0	0	-12
2	Reese Dixon-Waters		25:16	3-7	0-4	1-2	0	3	3	2	2	7	2	1	0	0	0	-12
33	Kijani Wright		09:16	0-1	0-0	2-2	1	1	2	2	1	2	0	1	0	0	0	3
1	Malik Thomas		05:43	1-4	0-2	0-0	2	0	2	1	0	2	0	0	0	0	1	-4
4	Oziyah Sellers		04:36	0-0	0-0	0-0	0	1	1	0	0	0	0	0	0	0	0	-6
55	Iaroslav Niagu		02:47	0-0	0-0	0-0	1	0	1	1	0	0	0	0	0	0	0	3
Team							2	1	3			0		0				
Totals				28-65	3-18	12-16	18	25	43	21	14	71	9	11	4	2	3	-10

Shooting By Period

1st	FG%	13-29	44.8%
	3PT%	1-9	11.1%
	FT%	3-4	75%
2nd	FG%	15-36	41.7%
	3PT%	2-9	22.2%
	FT%	9-12	75%
GM	FG%	28-65	43.1%
	3PT%	3-18	16.7%
	FT%	12-16	75.0%

Dead Ball Rebounds: 2, 0

Technical Fouls::NONE

Washington St. - 81 Record: 6-9 (1-3)

NO.	Name		Min	FG M-A	3P M-A	FT M-A	Rebounds OR	DR	TOT	Fouls PF	FD	TP	AS	TO	ST	Blocks BS	BA	+/-
11	DJ Rodman	F	33:19	3-7	3-6	7-8	1	3	4	0	8	16	1	1	0	0	0	13
23	Andrej Jakimovski	F	28:29	2-6	2-4	0-0	2	4	6	2	1	6	1	1	2	0	0	6
35	Mouhamed Gueye	F	37:01	5-9	0-1	2-3	1	3	4	3	3	12	2	0	1	3	0	12
5	TJ Bamba	G	23:42	5-11	1-5	3-6	2	4	6	3	5	14	0	2	0	0	0	0
24	Justin Powell	G	33:20	5-10	4-7	1-3	0	1	1	2	2	15	7	0	1	0	0	2
3	Jabe Mullins		22:31	6-8	4-6	0-0	0	3	3	2	0	16	1	0	1	0	0	7
31	Kymany Houinsou		18:39	1-4	0-0	0-0	1	2	3	0	2	2	4	0	0	0	2	12
15	Adrame Diongue		02:59	0-0	0-0	0-0	0	1	1	2	0	0	0	1	1	0	0	-2
Team							2	0	2			0		4				
Totals				27-55	14-29	13-20	9	21	30	14	21	81	16	9	6	3	2	10

Shooting By Period

1st	FG%	15-31	48.4%
	3PT%	10-18	55.6%
	FT%	1-1	100%
2nd	FG%	12-24	50.0%
	3PT%	4-11	36.4%
	FT%	12-19	63.2%
GM	FG%	27-55	49.1%
	3PT%	14-29	48.3%
	FT%	13-20	65.0%

Dead Ball Rebounds: 1, 0

Technical Fouls: Rodman 2nd6:31

	USC	WSU
Biggest lead	2 (1st 17:35)	15 (2nd 15:48)
Best Scoring Run	7(1st 9:37)	10(1st 13:11)
Lead Changes	6	
Times Tied	2	
Time with Lead	01:09	37:04

Points from	USC	WSU
Turnovers	7	13
Paint	28	18
Second Chance	16	16
Fast Breaks	1	7
Bench	11	18

Period by Period Scoring

	1st	2nd	TOT
USC	30	41	71
WSU	41	40	81

Official Basketball Box Score - Final

UCLA at Washington St.

12/30/22 Beasley Coliseum, Pullman, Wash
2022-23 Men's Basketball

Game Time: 8:00 PM
Game Duration: 1:50
Attendance: 3,238

Officials: Frank Harvey III, Larry Scirotto, Deldre Carr

UCLA - 67 Record: 12-2 (3-0)

NO.	Name		Min	FG M-A	3P M-A	FT M-A	Rebounds OR	DR	TOT	Fouls PF	FD	TP	AS	TO	ST	Blocks BS	BA	+/-
3	Adem Bona	F	29:05	3-6	0-0	1-2	1	6	7	3	5	7	0	0	3	2	1	8
0	Jaylen Clark	G	35:11	3-12	0-2	2-2	2	4	6	1	1	8	2	0	3	0	0	-1
10	Tyger Campbell	G	37:08	5-15	2-3	4-4	1	1	2	2	1	16	2	2	2	0	1	-4
24	Jaime Jaquez Jr.	G	35:57	5-14	0-1	10-10	4	4	8	2	7	20	0	3	1	1	0	-1
34	David Singleton	G	31:22	4-7	2-4	4-4	0	2	2	3	3	14	0	0	1	1	0	2
14	Kenneth Nwuba		08:53	0-0	0-0	0-0	0	0	0	3	0	0	0	1	0	0	0	-4
4	Will McClendon		19:24	1-2	0-1	0-0	0	1	1	2	0	2	1	0	0	0	0	6
12	Mac Etienne		02:02	0-2	0-0	0-0	0	0	0	0	0	0	0	0	0	0	2	-3
2	Dylan Andrews		00:58	0-0	0-0	0-0	0	1	1	0	0	0	0	0	0	0	0	2
Team							2	2	4			0		0				
Totals				21-58	4-11	21-22	10	21	31	16	17	67	5	6	10	4	4	1

Shooting By Period

1st	FG%	8-30	26.7%
	3PT%	3-7	42.9%
	FT%	13-14	92.9%
2nd	FG%	13-28	46.4%
	3PT%	1-4	25.0%
	FT%	8-8	100%
GM	FG%	21-58	36.2%
	3PT%	4-11	36.4%
	FT%	21-22	95.5%

Dead Ball Rebounds: 0, 1

Technical Fouls::NONE

Washington St. - 66 Record: 5-9 (0-3)

NO.	Name		Min	FG M-A	3P M-A	FT M-A	Rebounds OR	DR	TOT	Fouls PF	FD	TP	AS	TO	ST	Blocks BS	BA	+/-
11	DJ Rodman	F	31:10	7-10	2-3	3-3	2	3	5	4	5	19	1	2	0	1	0	2
23	Andrej Jakimovski	F	19:02	1-4	0-2	2-2	0	5	5	1	2	4	1	0	0	0	0	-3
35	Mouhamed Gueye	F	32:02	6-14	1-2	5-7	8	10	18	3	6	18	0	2	0	0	2	-1
5	TJ Bamba	G	35:24	2-9	1-3	0-0	1	3	4	3	0	5	2	3	1	0	1	1
24	Justin Powell	G	21:19	2-6	1-5	0-0	0	1	1	3	0	5	2	3	0	0	0	4
3	Jabe Mullins		29:31	4-9	3-7	0-0	0	2	2	1	2	11	3	0	0	0	0	-3
31	Kymany Houinsou		21:50	1-2	0-0	0-0	0	3	3	1	1	2	1	3	0	0	0	-1
15	Adrame Diongue		09:32	1-2	0-0	0-0	0	1	1	1	0	2	0	0	0	3	1	-1
13	Carlos Rosario		00:10	0-0	0-0	0-0	0	0	0	0	0	0	0	0	0	0	0	-3
Team							1	0	1			0		1				
Totals				24-56	8-22	10-12	12	28	40	18	16	66	10	14	1	4	4	-1

Shooting By Period

1st	FG%	15-27	55.6%
	3PT%	5-14	35.7%
	FT%	2-3	66.7%
2nd	FG%	9-29	31.0%
	3PT%	3-8	37.5%
	FT%	8-9	88.9%
GM	FG%	24-56	42.9%
	3PT%	8-22	36.4%
	FT%	10-12	83.3%

Dead Ball Rebounds: 0, 0

Technical Fouls: Coach 1st18:40

	UCLA	WSU
Biggest lead	5 (1st 18:30)	12 (1st 2:36)
Best Scoring Run	7(2nd 16:04)	7(1st 16:50)
Lead Changes	2	
Times Tied	3	
Time with Lead	01:28	35:17

Points from	UCLA	WSU
Turnovers	21	10
Paint	20	22
Second Chance	10	9
Fast Breaks	10	6
Bench	2	15

Period by Period Scoring

	1st	2nd	TOT
UCLA	32	35	67
WSU	37	29	66

Official Basketball Box Score - Final

Washington St. at Arizona St.

01/05/23 Desert Financial Arena, Tempe
2022-23 Men's Basketball

Game Time: 6:00 PM
Game Duration: 1:52
Attendance: 5,860

Officials: Kevin Brill, Kelly Pfeifer, Deron White

Washington St. - 71 Record: 6-10 (1-4)

NO.	Name		Min	FG M-A	3P M-A	FT M-A	Rebounds OR	DR	TOT	Fouls PF	FD	TP	AS	TO	ST	Blocks BS	BA	+/-
11	DJ Rodman	F	35:08	6-12	4-8	0-1	4	8	12	1	4	16	1	0	0	0	0	-1
23	Andrej Jakimovski	F	15:02	1-7	0-3	0-0	0	2	2	0	0	2	1	1	0	0	1	-4
35	Mouhamed Gueye	F	32:57	3-8	0-1	2-3	2	5	7	3	3	8	5	1	0	0	0	-2
5	TJ Bamba	G	29:29	4-10	0-4	1-1	0	1	1	5	2	9	4	3	1	0	0	-1
24	Justin Powell	G	28:38	3-6	2-4	2-2	0	3	3	2	1	10	0	0	0	0	0	-3
31	Kymany Houinsou		12:03	1-4	0-2	0-0	1	1	2	1	0	2	0	3	1	1	0	-9
3	Jabe Mullins		23:36	7-12	5-9	0-0	0	1	1	1	1	19	0	2	1	0	0	-4
13	Carlos Rosario		10:37	0-0	0-0	0-0	0	0	0	1	1	0	1	0	1	0	0	-6
22	Dylan Darling		09:31	2-4	0-1	1-1	2	1	3	0	4	5	0	0	1	0	0	4
15	Adrame Diongue		01:03	0-0	0-0	0-0	0	0	0	0	0	0	0	0	0	0	0	0
21	Jack Wilson		01:56	0-0	0-0	0-1	0	0	0	1	1	0	0	1	0	0	0	-4
Team							4	0	4			0		1				
Totals				27-63	11-32	6-9	13	22	35	15	17	71	12	12	5	1	1	-6

Shooting By Period

1st	FG%	13-28	46.4%
	3PT%	5-14	35.7%
	FT%	5-6	83.3%
2nd	FG%	14-35	40.0%
	3PT%	6-18	33.3%
	FT%	1-3	33.3%
GM	FG%	27-63	42.9%
	3PT%	11-32	34.4%
	FT%	6-9	66.7%

Dead Ball Rebounds: 0, 0

Technical Fouls::NONE

Arizona St. - 77 Record: 12-3 (3-1)

NO.	Name		Min	FG M-A	3P M-A	FT M-A	Rebounds OR	DR	TOT	Fouls PF	FD	TP	AS	TO	ST	Blocks BS	BA	+/-
22	Warren Washington	F	27:57	9-10	0-0	0-1	0	2	2	3	3	18	4	2	1	1	0	-3
0	DJ Horne	G	31:03	6-14	0-6	0-0	0	2	2	2	1	12	2	1	1	0	0	2
4	Desmond Cambridge Jr.	G	31:03	4-6	2-4	3-4	0	5	5	2	2	13	3	2	1	0	0	2
10	Frankie Collins	G	27:38	2-5	0-0	2-3	0	7	7	4	3	6	2	2	0	0	0	0
35	Devan Cambridge	G	28:45	2-5	1-2	2-3	1	5	6	1	2	7	2	1	1	0	0	1
2	Austin Nunez		12:22	1-1	0-0	0-0	1	0	1	2	1	2	2	1	1	0	0	6
32	Alonzo Gaffney		10:52	2-4	0-1	0-0	2	0	2	2	0	4	0	0	1	0	1	6
1	Luther Muhammad		08:57	3-4	1-1	2-2	1	0	1	0	1	9	0	0	0	0	0	4
5	Jamiya Neal		11:16	1-5	1-3	0-0	0	0	0	1	0	3	3	0	2	0	0	4
24	Duke Brennan		10:07	1-2	0-0	1-2	0	1	1	0	2	3	0	0	0	0	0	8
Team							1	4	5			0		1				
Totals				31-56	5-17	10-15	6	26	32	17	15	77	18	10	8	1	1	6

Shooting By Period

1st	FG%	19-32	59.4%
	3PT%	2-8	25.0%
	FT%	2-3	66.7%
2nd	FG%	12-24	50.0%
	3PT%	3-9	33.3%
	FT%	8-12	66.7%
GM	FG%	31-56	55.4%
	3PT%	5-17	29.4%
	FT%	10-15	66.7%

Dead Ball Rebounds: 2, 0

Technical Fouls::NONE

	WSU	ASU
Biggest lead	0 (1st 20:00)	12 (2nd 9:24)
Best Scoring Run	8(2nd 4:18)	6(1st 14:46)
Lead Changes	0	
Times Tied	3	
Time with Lead	00:00	38:46

Points from	WSU	ASU
Turnovers	12	16
Paint	28	36
Second Chance	15	7
Fast Breaks	17	20
Bench	26	21

Period by Period Scoring

	1st	2nd	TOT
WSU	36	35	71
ASU	42	35	77

PREVIOUS BOX SCORES

Official Basketball Box Score - Final

Washington St. at Arizona

01/07/23 McKale Center, Tucson
2022-23 Men's Basketball

Game Time: 3:00 PM
Game Duration: 2:04
Attendance: 14,176

Officials: Tony Padilla, Glen Mayberry, Casey McClellan

Washington St. - 74 — **Record: 7-10 (2-4)**

NO.	Name		Min	FG M-A	3P M-A	FT M-A	Rebounds OR	DR	TOT	Fouls PF	FD	TP	AS	TO	ST	Blocks BS	BA	+/-
11	DJ Rodman	F	30:25	4-9	3-7	0-0	2	3	5	4	4	11	0	0	0	1	0	21
23	Andrej Jakimovski	F	12:43	1-5	1-4	0-0	2	1	3	4	0	3	1	0	0	0	1	-7
35	Mouhamed Gueye	F	37:08	10-22	1-3	3-3	6	8	14	4	3	24	3	1	2	1	1	10
5	TJ Bamba	G	32:30	3-11	1-5	2-4	1	1	2	1	2	9	3	1	0	1	0	5
24	Justin Powell	G	37:14	4-9	3-5	1-1	0	7	7	1	2	12	2	1	0	1	1	14
31	Kymany Houinsou		14:59	0-2	0-0	2-2	1	2	3	0	2	2	1	2	0	1	0	8
15	Adrame Diongue		07:59	0-0	0-0	0-0	2	3	5	3	0	0	0	2	1	0	0	-2
3	Jabe Mullins		27:02	3-6	3-4	4-4	0	2	2	2	3	13	3	0	0	0	0	16
Team							0	0	0			0		2				
Totals				25-64	12-28	12-14	14	27	41	19	16	74	13	9	3	5	3	13

Technical Fouls::NONE

Shooting By Period		
1st FG%	14-37	37.8%
3PT%	7-15	46.7%
FT%	2-2	100%
2nd FG%	11-27	40.7%
3PT%	5-13	38.5%
FT%	10-12	83.3%
GM FG%	25-64	39.1%
3PT%	12-28	42.9%
FT%	12-14	85.7%

Dead Ball Rebounds: 0, 2

Arizona - 61 — **Record: 14-2 (3-2)**

NO.	Name		Min	FG M-A	3P M-A	FT M-A	Rebounds OR	DR	TOT	Fouls PF	FD	TP	AS	TO	ST	Blocks BS	BA	+/-
10	Azuolas Tubelis	F	32:00	9-20	1-1	10-12	7	7	14	4	9	29	2	1	0	0	1	-5
11	Oumar Ballo	C	26:36	4-11	0-0	3-10	3	3	6	3	5	11	0	4	0	2	2	5
0	Courtney Ramey	G	24:11	1-5	0-3	0-2	0	4	4	0	2	2	3	0	0	0	0	5
3	Pelle Larsson	G	34:15	2-6	1-4	2-2	2	3	5	2	1	7	1	1	0	0	0	-17
25	Kerr Kriisa	G	37:02	3-13	2-11	2-2	0	3	3	3	2	10	3	2	0	0	1	-14
13	Henri Veesaar		04:02	0-0	0-0	0-0	0	0	0	1	0	0	0	0	0	1	0	-12
45	Cedric Henderson Jr.		19:53	1-4	0-3	0-0	4	1	5	3	0	2	0	0	1	0	0	-13
4	Kylan Boswell		17:59	0-4	0-3	0-0	0	1	1	0	0	0	0	0	1	0	1	-15
2	Adama Bal		04:02	0-0	0-0	0-0	0	2	2	0	0	0	0	0	0	0	0	1
Team							3	2	5			0		0				
Totals				20-63	4-25	17-28	19	26	45	16	19	61	9	8	2	3	5	-13

Technical Fouls::NONE

Shooting By Period		
1st FG%	9-27	33.3%
3PT%	1-8	12.5%
FT%	8-13	61.5%
2nd FG%	11-36	30.6%
3PT%	3-17	17.6%
FT%	9-15	60%
GM FG%	20-63	31.7%
3PT%	4-25	16.0%
FT%	17-28	60.7%

Dead Ball Rebounds: 6, 1

	WSU	ARIZ
Biggest lead	18 (2nd 12:44)	4 (1st 17:58)
Best Scoring Run	9(1st 3:33)	7(2nd 7:13)
Lead Changes	7	
Times Tied	2	
Time with Lead	32:36	05:13

Points from	WSU	ARIZ
Turnovers	11	7
Paint	22	28
Second Chance	12	22
Fast Breaks	3	10
Bench	15	2

Period by Period Scoring	1st	2nd	TOT
WSU	37	37	74
ARIZ	27	34	61

Official Basketball Box Score - Final

Stanford at Washington St.

01/14/23 Beasley Coliseum, Pullman, Wash.
2022-23 Men's Basketball

Game Time: 5:00 PM
Game Duration: 1:55
Attendance: 3,590

Officials: Randy McCall, Mike Reed, Larry Spaulding

Stanford - 59 — **Record: 5-12 (0-7)**

NO.	Name		Min	FG M-A	3P M-A	FT M-A	Rebounds OR	DR	TOT	Fouls PF	FD	TP	AS	TO	ST	Blocks BS	BA	+/-
14	Spencer Jones	F	33:09	5-11	2-3	2-2	4	4	8	4	3	14	1	1	1	0	1	-1
23	Brandon Angel	F	32:28	2-4	0-0	2-2	2	3	5	3	2	6	1	2	1	0	0	-1
42	Maxime Raynaud	F	26:27	6-9	2-4	2-6	3	5	8	1	6	16	0	1	0	0	0	5
55	Harrison Ingram	F	35:17	6-13	2-6	0-0	3	6	9	1	0	14	6	2	1	0	1	4
5	Michael O'Connell	G	34:16	1-5	0-2	0-0	0	1	1	1	0	2	2	2	2	0	1	-3
13	Michael Jones		22:37	2-7	1-3	0-0	0	0	0	3	0	5	0	0	0	0	0	-3
22	James Keefe		10:02	0-2	0-0	2-2	1	1	2	0	3	2	0	0	0	0	0	-8
15	Benny Gealer		05:44	0-0	0-0	0-0	0	0	0	1	0	0	0	0	0	0	0	2
Team							0	2	2			0		2				
Totals				22-51	7-18	8-12	13	22	35	14	14	59	10	10	5	0	3	-1

Technical Fouls::NONE

Shooting By Period		
1st FG%	13-27	48.1%
3PT%	5-9	55.6%
FT%	3-5	60%
2nd FG%	9-24	37.5%
3PT%	2-9	22.2%
FT%	5-7	71.4%
GM FG%	22-51	43.1%
3PT%	7-18	38.9%
FT%	8-12	66.7%

Dead Ball Rebounds: 3, 0

Washington St. - 60 — **Record: 9-10 (4-4)**

NO.	Name		Min	FG M-A	3P M-A	FT M-A	Rebounds OR	DR	TOT	Fouls PF	FD	TP	AS	TO	ST	Blocks BS	BA	+/-
11	DJ Rodman	F	30:31	5-8	4-7	1-1	1	3	4	3	1	15	2	1	1	0	0	6
23	Andrej Jakimovski	F	30:39	6-8	5-6	0-1	0	2	2	2	2	17	2	0	0	0	0	-3
35	Mouhamed Gueye	F	25:43	3-5	0-0	1-2	0	1	1	3	2	7	2	1	0	0	0	-3
24	Justin Powell	G	34:14	1-6	0-3	0-0	0	4	4	1	0	2	1	0	1	0	0	-2
31	Kymany Houinsou	G	23:03	2-6	0-2	2-3	0	1	1	0	3	6	4	2	0	2	0	0
3	Jabe Mullins		20:28	1-4	0-3	0-0	0	1	1	1	1	2	1	1	0	0	0	-4
13	Carlos Rosario		12:25	1-3	0-1	2-2	1	1	2	4	2	4	0	0	1	0	0	-3
15	Adrame Diongue		09:52	2-3	0-0	0-2	4	1	5	0	1	4	0	0	0	1	0	5
22	Dylan Darling		13:05	1-5	1-5	0-0	0	2	2	0	2	3	1	1	0	0	0	9
Team							1	0	1			0		0				
Totals				22-48	10-27	6-11	7	16	23	14	14	60	13	6	3	3	0	1

Technical Fouls::NONE

Shooting By Period		
1st FG%	12-23	52.2%
3PT%	4-12	33.3%
FT%	3-5	60%
2nd FG%	10-25	40.0%
3PT%	6-15	40.0%
FT%	3-6	50%
GM FG%	22-48	45.8%
3PT%	10-27	37.0%
FT%	6-11	54.5%

Dead Ball Rebounds: 2, 1

	STAN	WSU
Biggest lead	8 (1st 8:19)	6 (2nd 9:55)
Best Scoring Run	9(1st 15:33)	6(1st 12:44)
Lead Changes	6	
Times Tied	4	
Time with Lead	17:39	19:26

Points from	STAN	WSU
Turnovers	7	12
Paint	28	16
Second Chance	4	5
Fast Breaks	9	5
Bench	7	13

Period by Period Scoring	1st	2nd	TOT
STAN	34	25	59
WSU	31	29	60

Official Basketball Box Score - Final

California at Washington St.

01/11/23 Beasley Coliseum, Pullman, Wash.
2022-23 Men's Basketball

Game Time: 8:00 PM
Game Duration: 1:53
Attendance: 3,208

Officials: David Hall, Frank Harvey III, Larry Scirotto

California - 51 — **Record: 3-14 (2-4)**

NO.	Name		Min	FG M-A	3P M-A	FT M-A	Rebounds OR	DR	TOT	Fouls PF	FD	TP	AS	TO	ST	Blocks BS	BA	+/-
13	Kuany Kuany	F	17:56	3-5	1-2	0-0	0	1	1	5	1	7	0	3	0	0	0	-9
14	Grant Newell	F	30:33	3-12	1-4	0-0	0	5	5	1	0	7	1	1	1	0	3	-12
21	Lars Thiemann	C	22:38	2-6	0-0	2-2	3	4	7	3	4	6	0	1	2	1	1	-1
1	Joel Brown	G	32:53	0-3	0-1	0-0	0	3	3	2	2	0	4	0	0	1	0	-20
33	DeJuan Clayton	G	26:36	2-7	2-6	0-0	0	1	1	1	1	6	4	2	0	0	0	-10
0	Marsalis Roberson		17:26	3-4	1-1	4-5	2	1	3	2	3	11	0	1	0	1	0	-6
2	Monty Bowser		22:17	2-5	0-2	0-0	0	2	2	0	0	4	1	0	1	0	0	-9
22	ND Okafor		04:09	0-2	0-0	0-0	0	0	0	1	0	0	0	0	0	0	0	-7
24	Sam Alajiki		08:33	0-3	0-2	0-0	1	0	1	0	0	0	0	0	0	0	0	-5
23	Obinna Anyanwu		13:13	3-3	0-0	1-2	1	2	3	4	3	7	0	1	0	0	0	-7
30	Wrenn Robinson		02:05	1-2	0-1	1-1	0	1	1	0	1	3	0	0	1	0	0	6
12	Jack McCloskey		01:41	0-1	0-1	0-0	0	0	0	0	0	0	0	0	0	0	0	5
Team							0	3	3			0		2				
Totals				19-53	5-20	8-10	7	23	30	19	15	51	10	11	5	3	4	-15

Technical Fouls::NONE

Shooting By Period		
1st FG%	11-25	44.0%
3PT%	5-9	55.6%
FT%	3-4	75%
2nd FG%	8-28	28.6%
3PT%	0-11	0.0%
FT%	5-6	83.3%
GM FG%	19-53	35.8%
3PT%	5-20	25.0%
FT%	8-10	80.0%

Dead Ball Rebounds: 3, 0

Washington St. - 66 — **Record: 8-10 (3-4)**

NO.	Name		Min	FG M-A	3P M-A	FT M-A	Rebounds OR	DR	TOT	Fouls PF	FD	TP	AS	TO	ST	Blocks BS	BA	+/-
11	DJ Rodman	F	30:57	4-8	4-5	2-4	2	4	6	0	4	14	2	2	1	0	1	18
23	Andrej Jakimovski	F	21:46	2-5	1-3	0-0	3	1	4	2	1	5	2	2	1	0	1	21
35	Mouhamed Gueye	F	30:25	5-9	0-0	4-8	1	1	2	2	6	14	3	1	1	2	0	15
24	Justin Powell	G	32:07	4-9	2-5	2-3	0	5	5	1	3	12	1	0	1	0	0	19
31	Kymany Houinsou	G	28:55	4-8	0-2	1-2	3	2	5	0	2	9	2	2	0	1	0	15
3	Jabe Mullins		27:59	2-5	1-3	0-0	0	5	5	0	1	5	3	1	2	0	0	10
22	Dylan Darling		09:03	1-2	1-1	0-0	0	1	1	2	0	3	0	0	0	0	1	-3
15	Adrame Diongue		09:35	1-1	0-0	2-3	0	1	1	4	2	4	0	2	0	1	0	0
13	Carlos Rosario		05:02	0-1	0-0	0-0	2	0	2	1	0	0	0	2	0	0	0	-6
21	Jack Wilson		02:30	0-0	0-0	0-0	0	0	0	1	0	0	0	1	0	0	0	-8
0	Ben Olesen		01:41	0-2	0-2	0-0	0	0	0	2	0	0	0	0	0	0	0	-6
Team							0	6	6			0		0				
Totals				23-50	9-21	11-20	11	26	37	15	19	66	13	13	6	4	3	15

Technical Fouls::NONE

Shooting By Period		
1st FG%	10-25	40.0%
3PT%	3-10	30.0%
FT%	8-11	72.7%
2nd FG%	13-25	52.0%
3PT%	6-11	54.5%
FT%	3-9	33.3%
GM FG%	23-50	46.0%
3PT%	9-21	42.9%
FT%	11-20	55.0%

Dead Ball Rebounds: 2, 0

	CAL	WSU
Biggest lead	6 (1st 15:44)	23 (2nd 6:14)
Best Scoring Run	8(2nd 0:20)	12(2nd 15:59)
Lead Changes	1	
Times Tied	2	
Time with Lead	08:30	28:48

Points from	CAL	WSU
Turnovers	10	16
Paint	26	28
Second Chance	8	14
Fast Breaks	4	10
Bench	25	12

Period by Period Scoring	1st	2nd	TOT
CAL	30	21	51
WSU	31	35	66

Official Basketball Box Score - Final

Washington St. at Utah

01/19/23 Jon M. Huntsman Center, Salt Lake City
2022-23 Utah Men's Basketball

Game Time: 7:00 PM
Game Duration: 1:55
Attendance: 6,599

Officials: Tony Padilla, Tommy Nunez, Michael Greenstein

Washington St. - 63 — **Record: 9-11 (4-5)**

NO.	Name		Min	FG M-A	3P M-A	FT M-A	Rebounds OR	DR	TOT	Fouls PF	FD	TP	AS	TO	ST	Blocks BS	BA	+/-
11	DJ Rodman	F	33:39	2-7	2-5	3-3	3	5	8	2	2	9	2	1	0	0	1	-9
23	Andrej Jakimovski	F	21:42	0-4	0-3	1-2	1	2	3	1	2	1	0	1	1	0	0	-14
35	Mouhamed Gueye	F	34:45	6-15	0-0	8-10	3	4	7	3	7	20	1	3	1	0	2	-10
24	Justin Powell	G	35:06	4-11	2-6	0-0	0	4	4	1	1	10	4	0	1	0	0	-13
31	Kymany Houinsou	G	17:32	1-8	0-2	0-0	1	0	1	1	0	2	0	1	0	0	0	3
3	Jabe Mullins		25:51	5-10	1-3	0-0	0	4	4	1	0	11	2	0	0	0	0	-16
22	Dylan Darling		15:58	1-4	1-4	2-2	0	1	1	2	1	5	0	0	1	0	0	-2
13	Carlos Rosario		10:12	0-0	0-0	1-2	0	0	0	2	2	1	1	1	0	0	0	-5
15	Adrame Diongue		05:15	2-2	0-0	0-0	1	0	1	0	1	4	0	0	0	0	0	-4
Team							6	1	7			0		0				
Totals				21-61	6-23	15-19	15	21	36	13	16	63	10	7	4	0	3	-14

Technical Fouls::NONE

Shooting By Period		
1st FG%	12-34	35.3%
3PT%	4-13	30.8%
FT%	3-5	60%
2nd FG%	9-27	33.3%
3PT%	2-10	20.0%
FT%	12-14	85.7%
GM FG%	21-61	34.4%
3PT%	6-23	26.1%
FT%	15-19	78.9%

Dead Ball Rebounds: 2, 0

Utah - 77 — **Record: 13-7 (6-3)**

NO.	Name		Min	FG M-A	3P M-A	FT M-A	Rebounds OR	DR	TOT	Fouls PF	FD	TP	AS	TO	ST	Blocks BS	BA	+/-
1	Ben Carlson	F	16:37	1-2	0-0	0-2	1	1	2	0	2	2	0	1	0	0	0	4
35	Branden Carlson	C	32:39	11-12	3-4	3-3	2	6	8	3	3	28	3	1	0	2	0	16
10	Marco Anthony	G	35:20	3-6	0-0	1-4	2	5	7	3	3	7	5	0	0	1	0	10
25	Rollie Worster	G	37:21	6-12	0-4	2-2	0	4	4	2	1	14	7	0	2	0	0	12
55	Gabe Madsen	G	29:50	4-9	4-8	0-0	0	2	2	4	0	12	1	0	0	0	0	15
20	Lazar Stefanovic		27:07	4-9	1-3	0-0	1	3	4	1	1	9	3	2	0	0	0	14
11	Wilguens Jr. Exacte		10:53	2-5	1-3	0-1	0	2	2	1	2	5	0	2	0	0	0	-7
13	Keba Keita		10:13	0-1	0-0	0-0	1	3	4	2	1	0	1	2	0	0	0	6
Team							1	1	2			0		0				
Totals				31-56	9-22	6-12	8	27	35	16	13	77	20	8	2	3	0	14

Technical Fouls::NONE

Shooting By Period		
1st FG%	16-28	57.1%
3PT%	5-12	41.7%
FT%	2-3	66.7%
2nd FG%	15-28	53.6%
3PT%	4-10	40.0%
FT%	4-9	44.4%
GM FG%	31-56	55.4%
3PT%	9-22	40.9%
FT%	6-12	50.0%

Dead Ball Rebounds: 2, 0

	WSU	Utes
Biggest lead	0 (1st 20:00)	16 (2nd 1:07)
Best Scoring Run	7(1st 11:11)	10(1st 0:31)
Lead Changes	0	
Times Tied	2	
Time with Lead	00:00	38:36

Points from	WSU	Utes
Turnovers	12	17
Paint	22	42
Second Chance	11	9
Fast Breaks	2	5
Bench	21	14

Period by Period Scoring	1st	2nd	TOT
WSU	31	32	63
Utes	39	38	77

PREVIOUS BOX SCORES

Official Basketball Box Score - Final
Washington St. at Colorado
01/22/23 CU Events Center, Boulder
2022-23 Men's Basketball

Game Time: 4:00 PM
Game Duration: 2:01

Officials: John Higgins, Verne Harris, Keith Kimble

Washington St. - 55 Record: 9-12 (4-6)

NO.	Name		Min	FG M-A	3P M-A	FT M-A	Rebounds OR	DR	TOT	Fouls PF	FD	TP	AS	TO	ST	Blocks BS	BA	+/-
11	DJ Rodman	F	26:41	2-7	1-4	3-4	1	3	4	2	2	8	1	1	0	0	0	-1
23	Andrej Jakimovski	F	29:38	5-7	2-2	0-0	3	4	7	3	1	12	1	3	2	0	0	2
35	Mouhamed Gueye	F	20:16	0-7	0-2	0-0	1	4	5	4	3	0	0	4	0	0	0	-10
5	TJ Bamba	G	31:40	8-18	0-3	2-5	0	1	1	2	6	18	2	1	2	0	0	-6
24	Justin Powell	G	31:42	2-4	0-1	3-3	1	2	3	2	1	7	2	1	1	1	0	3
15	Adrame Diongue		15:18	0-0	0-0	0-0	1	3	4	3	0	0	1	1	0	2	0	9
3	Jabe Mullins		25:46	2-5	0-2	3-3	0	1	1	1	1	7	0	1	0	0	0	-1
31	Kymany Houinsou		18:01	1-3	1-2	0-0	1	1	2	2	1	3	0	1	2	0	0	-7
22	Dylan Darling		00:58	0-0	0-0	0-0	0	0	0	1	0	0	0	1	0	0	0	-4
Team							0	0	0			0		3				
Totals				20-51	4-16	11-15	8	19	27	20	15	55	7	17	7	3	0	-3

Shooting By Period		
1st FG%	9-24	37.5%
3PT%	2-8	25.0%
FT%	5-5	100%
2nd FG%	11-27	40.7%
3PT%	2-8	25.0%
FT%	6-10	60%
GM FG%	20-51	39.2%
3PT%	4-16	25.0%
FT%	11-15	73.3%

Dead Ball Rebounds: 3, 0

Technical Fouls::NONE

Colorado - 58 Record: 12-9 (4-6)

NO.	Name		Min	FG M-A	3P M-A	FT M-A	Rebounds OR	DR	TOT	Fouls PF	FD	TP	AS	TO	ST	Blocks BS	BA	+/-
23	Tristan da Silva	F	35:03	11-13	1-2	4-4	0	2	2	2	4	27	1	1	0	0	0	8
34	Lawson Lovering	C	22:10	0-0	0-0	0-3	0	2	2	3	4	0	0	2	0	0	0	-5
2	KJ Simpson	G	35:10	5-12	1-3	5-6	2	3	5	2	5	16	3	2	3	0	1	6
13	J'Vonne Hadley	G	29:53	4-7	0-0	1-2	0	4	4	3	2	9	0	3	1	0	0	2
32	Nique Clifford	G	11:23	0-1	0-0	0-0	0	1	1	3	0	0	1	3	0	0	0	1
0	Luke O'Brien		23:51	0-3	0-1	0-0	2	4	6	2	1	0	0	2	1	0	0	9
1	Julian Hammond III		25:02	1-6	0-1	3-6	2	3	5	0	3	5	1	2	0	0	2	0
14	Ethan Wright		03:12	0-0	0-0	0-0	0	0	0	0	0	0	0	0	0	0	0	-7
3	Jalen Gabbidon		14:16	0-0	0-0	1-2	0	2	2	1	1	1	0	1	1	0	0	1
Team							1	2	3			0		1				
Totals				21-42	2-7	14-23	7	23	30	16	20	58	6	17	6	0	3	3

Shooting By Period		
1st FG%	11-19	57.9%
3PT%	1-2	50.0%
FT%	3-6	50%
2nd FG%	10-23	43.5%
3PT%	1-5	20.0%
FT%	11-17	64.7%
GM FG%	21-42	50.0%
3PT%	2-7	28.6%
FT%	14-23	60.9%

Dead Ball Rebounds: 4, 1

Technical Fouls:da Silva 1st 17:29 Hammond III 2nd 10:56

	WSU	COLO
Biggest lead	10 (1st 10:24)	5 (2nd 11:56)
Best Scoring Run	8(1st 10:24)	13(1st 2:18)
Lead Changes	13	
Times Tied	7	
Time with Lead	19:08	18:10

Points from	WSU	COLO
Turnovers	16	17
Paint	26	32
Second Chance	12	5
Fast Breaks	8	9
Bench	10	6

Period by Period Scoring	1st	2nd	TOT
WSU	25	30	55
COLO	26	32	58

Official Basketball Box Score - Final
Arizona St. at Washington St.
01/28/23 Beasley Coliseum, Pullman, Wash.
2022-23 Men's Basketball

Game Time: 5:00 PM
Game Duration: 1:55
Attendance: 4,120

Officials: Michael Irving, Mike Scyphers, Jim Schipper

Arizona St. - 58 Record: 15-7 (6-5)

NO.	Name		Min	FG M-A	3P M-A	FT M-A	Rebounds OR	DR	TOT	Fouls PF	FD	TP	AS	TO	ST	Blocks BS	BA	+/-
22	Warren Washington	F	33:13	4-9	0-0	4-6	1	5	6	2	3	12	1	5	0	3	2	-20
32	Alonzo Gaffney	F	14:50	0-2	0-2	0-0	0	1	1	3	0	0	1	0	0	0	0	-5
4	Desmond Cambridge Jr.	G	31:45	5-12	2-4	3-3	1	2	3	1	1	15	1	1	1	0	0	-12
10	Frankie Collins	G	31:45	5-13	0-2	6-8	2	4	6	3	7	16	1	1	3	1	1	-15
35	Devan Cambridge	G	28:09	3-9	2-3	0-0	0	5	5	3	0	8	0	0	1	0	1	-14
2	Austin Nunez		29:53	1-4	1-2	2-2	0	3	3	4	2	5	1	1	1	0	1	-7
5	Jamiya Neal		20:10	0-4	0-2	0-0	0	3	3	0	2	0	3	0	0	0	0	-11
1	Luther Muhammad		05:59	0-1	0-0	0-0	0	1	1	1	0	0	0	1	0	0	1	-5
24	Duke Brennan		04:16	1-2	0-0	0-0	1	2	3	2	0	2	1	2	0	1	0	4
Team							2	0	2			0		1				
Totals				19-56	5-15	15-19	7	26	33	19	15	58	9	12	6	5	6	-17

Shooting By Period		
1st FG%	10-28	35.7%
3PT%	3-7	42.9%
FT%	1-2	50%
2nd FG%	9-28	32.1%
3PT%	2-8	25.0%
FT%	14-17	82.4%
GM FG%	19-56	33.9%
3PT%	5-15	33.3%
FT%	15-19	78.9%

Dead Ball Rebounds: 3, 0

Technical Fouls::NONE

Washington St. - 75 Record: 10-13 (5-7)

NO.	Name		Min	FG M-A	3P M-A	FT M-A	Rebounds OR	DR	TOT	Fouls PF	FD	TP	AS	TO	ST	Blocks BS	BA	+/-
11	DJ Rodman	F	24:14	1-7	0-2	1-1	3	3	6	0	3	3	2	0	0	0	1	2
23	Andrej Jakimovski	F	31:06	7-14	5-10	3-4	4	3	7	3	3	22	3	0	0	0	1	22
35	Mouhamed Gueye	F	36:15	3-11	1-2	4-6	7	8	15	1	7	11	3	4	1	2	1	14
5	TJ Bamba	G	27:20	2-11	1-7	3-3	0	3	3	2	3	8	0	1	1	0	0	13
24	Justin Powell	G	33:51	7-14	6-11	0-0	0	3	3	2	1	20	0	1	0	1	1	5
31	Kymany Houinsou		21:54	3-6	0-0	2-4	1	3	4	2	2	8	2	3	1	1	1	9
3	Jabe Mullins		14:08	1-2	1-2	0-0	0	3	3	1	0	3	1	1	0	0	0	11
15	Adrame Diongue		03:45	0-0	0-0	0-0	0	0	0	1	0	0	0	1	1	2	0	3
22	Dylan Darling		07:27	0-0	0-0	0-0	0	1	1	3	0	0	0	1	0	0	0	6
Team							1	4	5			0		0				
Totals				24-65	14-34	13-18	16	31	47	15	19	75	11	12	4	6	5	17

Shooting By Period		
1st FG%	13-34	38.2%
3PT%	8-20	40.0%
FT%	2-3	66.7%
2nd FG%	11-31	35.5%
3PT%	6-14	42.9%
FT%	11-15	73.3%
GM FG%	24-65	36.9%
3PT%	14-34	41.2%
FT%	13-18	72.2%

Dead Ball Rebounds: 4, 0

Technical Fouls::NONE

	ASU	WSU
Biggest lead	4 (1st 16:35)	17 (2nd 0:05)
Best Scoring Run	5(2nd 18:48)	9(1st 7:10)
Lead Changes	3	
Times Tied	0	
Time with Lead	07:08	30:19

Points from	ASU	WSU
Turnovers	5	8
Paint	20	18
Second Chance	0	10
Fast Breaks	2	4
Bench	7	11

Period by Period Scoring	1st	2nd	TOT
ASU	24	34	58
WSU	36	39	75

Official Basketball Box Score - Final
Arizona at Washington St.
01/26/23 Beasley Coliseum, Pullman, Wash.
2022-23 Men's Basketball

Game Time: 8:00 PM
Game Duration: 1:58
Attendance: 5,225

Officials: Mike Reed, Deron White, Tom Spitznagel

Arizona - 63 Record: 18-3 (7-3)

NO.	Name		Min	FG M-A	3P M-A	FT M-A	Rebounds OR	DR	TOT	Fouls PF	FD	TP	AS	TO	ST	Blocks BS	BA	+/-
10	Azuolas Tubelis	F	32:23	9-16	0-0	0-2	1	11	12	2	3	18	1	2	1	1	3	6
45	Cedric Henderson Jr.	F	32:34	1-6	1-4	2-2	1	2	3	2	2	5	1	2	1	1	1	13
11	Oumar Ballo	C	24:02	0-3	0-0	1-2	2	7	9	1	2	1	3	2	2	2	1	1
0	Courtney Ramey	G	23:40	2-9	1-5	0-0	0	1	1	3	1	5	3	0	1	1	1	-1
25	Kerr Kriisa	G	34:41	5-11	5-10	0-0	0	5	5	2	3	15	2	4	0	0	0	9
3	Pelle Larsson		32:30	5-8	0-1	0-0	1	4	5	4	1	10	3	2	1	0	0	1
4	Kylan Boswell		20:10	4-5	1-2	0-0	0	2	2	3	0	9	0	3	3	0	0	-4
Team							0	1	1			0		1				
Totals				26-58	8-22	3-6	5	33	38	17	12	63	13	16	9	5	6	5

Shooting By Period		
1st FG%	14-28	50.0%
3PT%	5-12	41.7%
FT%	3-6	50%
2nd FG%	12-30	40.0%
3PT%	3-10	30.0%
FT%	0-0	0%
GM FG%	26-58	44.8%
3PT%	8-22	36.4%
FT%	3-6	50.0%

Dead Ball Rebounds: 2, 0

Technical Fouls::NONE

Washington St. - 58 Record: 9-13 (4-7)

NO.	Name		Min	FG M-A	3P M-A	FT M-A	Rebounds OR	DR	TOT	Fouls PF	FD	TP	AS	TO	ST	Blocks BS	BA	+/-
11	DJ Rodman	F	30:51	1-1	1-1	6-6	0	3	3	1	3	9	0	1	2	0	0	-5
23	Andrej Jakimovski	F	29:28	3-9	1-5	0-0	0	3	3	2	2	7	0	0	2	1	1	6
35	Mouhamed Gueye	F	35:07	6-19	0-2	3-3	6	4	10	1	4	15	2	4	1	2	3	-8
5	TJ Bamba	G	22:35	2-7	1-3	4-6	0	3	3	3	3	9	0	5	0	0	0	-3
24	Justin Powell	G	35:20	6-11	1-2	2-2	1	8	9	2	2	15	3	1	1	0	1	-1
3	Jabe Mullins		13:35	0-4	0-3	0-0	0	0	0	0	0	0	1	1	2	0	0	-5
31	Kymany Houinsou		04:34	1-1	0-0	0-0	0	0	0	0	0	2	0	1	0	0	0	-8
15	Adrame Diongue		08:42	0-2	0-0	0-0	0	1	1	1	0	0	1	1	1	3	0	-3
22	Dylan Darling		19:48	0-4	0-1	1-2	0	3	3	2	3	1	0	0	1	0	0	2
Team							1	3	4			0		0				
Totals				19-58	4-17	16-19	8	28	36	12	17	58	7	14	10	6	5	-5

Shooting By Period		
1st FG%	10-29	34.5%
3PT%	1-9	11.1%
FT%	11-11	100%
2nd FG%	9-29	31.0%
3PT%	3-8	37.5%
FT%	5-8	62.5%
GM FG%	19-58	32.8%
3PT%	4-17	23.5%
FT%	16-19	84.2%

Dead Ball Rebounds: 1, 0

Technical Fouls::NONE

	UoA	WSU
Biggest lead	12 (1st 11:16)	0 (1st 20:00)
Best Scoring Run	6(1st 18:59)	6(2nd 19:41)
Lead Changes	0	
Times Tied	0	
Time with Lead	39:49	00:00

Points from	UoA	WSU
Turnovers	17	8
Paint	32	22
Second Chance	6	6
Fast Breaks	13	15
Bench	19	3

Period by Period Scoring	1st	2nd	TOT
UoA	36	27	63
WSU	32	26	58

Official Basketball Box Score - Final
Washington St. at USC
02/02/23 Galen Center, Los Angeles
2022-23 Men's Basketball

Game Time: 8:00 PM
Game Duration: 2:00
Attendance: 3,751

Officials: Tony Padilla, Larry Spaulding, Mike Littlewood

Washington St. - 70 Record: 10-14 (5-8)

NO.	Name		Min	FG M-A	3P M-A	FT M-A	Rebounds OR	DR	TOT	Fouls PF	FD	TP	AS	TO	ST	Blocks BS	BA	+/-
23	Andrej Jakimovski	F	32:00	3-5	2-4	1-3	0	4	4	4	5	9	5	0	0	0	0	-7
35	Mouhamed Gueye	F	38:10	14-21	1-4	2-4	3	9	12	3	5	31	3	5	0	0	1	-9
3	Jabe Mullins	G	24:26	0-3	0-3	2-2	0	0	0	2	3	2	5	1	0	0	0	3
5	TJ Bamba	G	31:57	2-10	1-5	2-2	0	3	3	3	2	7	3	2	0	0	3	-12
24	Justin Powell	G	37:37	4-9	3-4	0-0	1	4	5	0	0	11	2	0	1	0	1	-11
31	Kymany Houinsou		14:09	2-6	0-1	0-0	0	0	0	2	1	4	0	1	0	0	2	-8
13	Carlos Rosario		19:51	2-5	1-2	1-2	2	2	4	5	2	6	1	0	0	0	0	-5
21	Jack Wilson		01:50	0-0	0-0	0-0	1	0	1	0	0	0	0	0	0	0	0	-1
Team							3	0	3			0		3				
Totals				27-59	8-23	8-13	10	22	32	19	18	70	19	12	1	0	7	-10

Shooting By Period		
1st FG%	14-30	46.7%
3PT%	3-10	30.0%
FT%	4-7	57.1%
2nd FG%	13-29	44.8%
3PT%	5-13	38.5%
FT%	4-6	66.7%
GM FG%	27-59	45.8%
3PT%	8-23	34.8%
FT%	8-13	61.5%

Dead Ball Rebounds: 5, 2

Technical Fouls: Houinsou 1st 4:02

USC - 80 Record: 16-6 (8-3)

NO.	Name		Min	FG M-A	3P M-A	FT M-A	Rebounds OR	DR	TOT	Fouls PF	FD	TP	AS	TO	ST	Blocks BS	BA	+/-
24	Joshua Morgan	F	05:08	2-2	0-0	1-1	0	0	0	0	1	5	0	0	0	0	0	-4
0	Kobe Johnson	G	29:33	1-1	1-1	0-1	0	6	6	1	1	3	3	0	1	0	0	8
5	Boogie Ellis	G	36:39	6-15	5-9	6-8	0	5	5	2	4	23	4	1	1	0	0	10
13	Drew Peterson	G	37:10	8-13	3-6	1-2	1	5	6	3	2	20	4	0	1	2	0	7
22	Tre White	G	29:36	6-9	0-1	2-4	0	2	2	2	3	14	1	0	0	0	0	7
2	Reese Dixon-Waters		27:28	2-7	0-2	4-4	0	2	2	3	2	8	2	4	2	1	0	10
3	Vincent Iwuchukwu		22:22	2-3	0-0	1-2	0	2	2	4	3	5	0	1	0	4	0	13
30	Harrison Hornery		03:52	0-0	0-0	0-0	0	0	0	1	0	0	0	0	0	0	0	2
33	Kijani Wright		06:17	0-1	0-0	2-2	1	0	1	3	1	2	0	1	0	0	0	-2
55	Iaroslav Niagu		01:55	0-1	0-0	0-0	0	0	0	0	1	0	0	0	0	0	0	-1
Team							1	0	1			0		0				
Totals				27-52	9-19	17-24	3	22	25	19	18	80	14	7	5	7	0	10

Shooting By Period		
1st FG%	16-31	51.6%
3PT%	4-9	44.4%
FT%	1-2	50%
2nd FG%	11-21	52.4%
3PT%	5-10	50.0%
FT%	16-22	72.7%
GM FG%	27-52	51.9%
3PT%	9-19	47.4%
FT%	17-24	70.8%

Dead Ball Rebounds: 5, 0

Technical Fouls: Dixon-Waters 1st 4:02

	WSU	USC
Biggest lead	13 (1st 9:34)	10 (2nd 0:25)
Best Scoring Run	10(1st 10:22)	11(1st 5:19)
Lead Changes	10	
Times Tied	6	
Time with Lead	16:37	19:56

Points from	WSU	USC
Turnovers	12	13
Paint	34	26
Second Chance	13	6
Fast Breaks	2	16
Bench	10	15

Period by Period Scoring	1st	2nd	TOT
WSU	35	35	70
USC	37	43	80

PREVIOUS BOX SCORES

Official Basketball Box Score - Final
Washington St. at UCLA
02/04/23 Pauley Pavilion, Los Angeles
2022-23 Men's Basketball

Game Time: 4:00 PM
Game Duration: 1:59
Attendance: 10,117

Officials: Gerry Pollard, Eric Curry, Glen Mayberry

Washington St. - 52 Record: 10-15 (5-9)

NO.	Name		Min	FG M-A	3P M-A	FT M-A	Rebounds OR	DR	TOT	Fouls PF	FD	TP	AS	TO	ST	Blocks BS	BA	+/-
23	Andrej Jakimovski	F	29:47	2-6	1-4	0-0	3	3	6	1	1	5	2	1	0	1	0	-13
35	Mouhamed Gueye	F	30:50	3-13	0-1	0-2	3	1	4	3	3	6	2	1	0	0	1	-25
3	Jabe Mullins	G	29:18	1-7	1-6	2-2	0	4	4	1	4	5	2	1	0	0	1	-10
5	TJ Bamba	G	34:20	6-11	2-6	5-6	2	3	5	1	3	19	0	2	2	0	0	-22
24	Justin Powell	G	33:36	5-13	5-10	2-2	0	4	4	1	1	17	1	3	0	0	1	-26
31	Kymany Houinsou		17:35	0-2	0-0	0-2	1	3	4	1	2	0	4	2	1	1	0	-6
13	Carlos Rosario		16:22	0-2	0-0	0-0	0	2	2	1	0	0	0	2	0	1	0	-20
21	Jack Wilson		05:54	0-1	0-0	0-0	1	0	1	2	0	0	0	0	0	0	0	4
15	Adrame Diongue		01:07	0-0	0-0	0-0	0	0	0	0	0	0	0	0	0	0	0	-3
0	Ben Olesen		01:11	0-0	0-0	0-0	0	0	0	0	0	0	0	0	0	0	0	1
Team							1	1	2			0		2				
Totals				17-55	9-27	9-14	11	21	32	11	14	52	11	15	3	3	3	-24

Technical Fouls::NONE

Shooting By Period		
1st FG%	10-24	41.7%
3PT%	5-15	33.3%
FT%	1-2	50%
2nd FG%	7-31	22.6%
3PT%	4-12	33.3%
FT%	8-12	66.7%
GM FG%	17-55	30.9%
3PT%	9-27	33.3%
FT%	9-14	64.3%

Dead Ball Rebounds: 5, 0

UCLA - 76 Record: 19-4 (10-2)

NO.	Name		Min	FG M-A	3P M-A	FT M-A	Rebounds OR	DR	TOT	Fouls PF	FD	TP	AS	TO	ST	Blocks BS	BA	+/-
3	Adem Bona	F	28:30	4-5	0-0	1-2	2	1	3	3	3	9	0	2	2	3	0	7
0	Jaylen Clark	G	35:41	5-15	2-4	0-0	1	3	4	2	1	12	1	1	2	0	1	25
5	Amari Bailey	G	19:39	4-7	2-4	0-0	1	3	4	3	1	10	1	3	1	0	0	7
10	Tyger Campbell	G	29:56	2-8	0-4	0-1	0	3	3	1	1	4	9	2	0	0	0	11
24	Jaime Jaquez Jr.	G	32:53	9-17	3-5	3-4	5	10	15	1	2	24	2	1	1	0	1	13
14	Kenneth Nwuba		08:55	1-1	0-0	0-0	1	0	1	2	0	2	0	0	0	0	0	15
34	David Singleton		23:10	2-4	2-4	2-2	0	3	3	1	2	8	2	0	3	0	0	30
2	Dylan Andrews		13:44	2-4	0-1	0-0	0	3	3	1	0	4	3	1	0	0	1	12
1	Abramo Canka		02:35	0-0	0-0	0-0	1	0	1	0	0	0	0	0	0	0	0	0
12	Mac Etienne		02:35	1-1	0-0	1-2	1	1	2	0	1	3	0	0	0	0	0	2
20	Logan Cremonesi		01:11	0-0	0-0	0-0	0	0	0	0	0	0	0	0	0	0	0	-1
43	Russell Stong		01:11	0-0	0-0	0-0	0	0	0	0	0	0	0	0	0	0	0	-1
Team							1	0	1			0		0				
Totals				30-62	9-22	7-11	13	27	40	14	11	76	18	10	9	3	3	24

Technical Fouls::NONE

Shooting By Period		
1st FG%	15-30	50.0%
3PT%	5-13	38.5%
FT%	0-1	0%
2nd FG%	15-32	46.9%
3PT%	4-9	44.4%
FT%	7-10	70%
GM FG%	30-62	48.4%
3PT%	9-22	40.9%
FT%	7-11	63.6%

Dead Ball Rebounds: 2, 0

	WSU	UCLA
Biggest lead	4 (1st 18:01)	25 (2nd 1:11)
Best Scoring Run	6(1st 18:01)	13(2nd 9:06)
Lead Changes	2	
Times Tied	1	
Time with Lead	04:59	33:07

Points from	WSU	UCLA
Turnovers	7	19
Paint	12	36
Second Chance	15	16
Fast Breaks	4	8
Bench	0	17

Period by Period Scoring	1st	2nd	TOT
WSU	26	26	52
UCLA	35	41	76

Official Basketball Box Score - Final
Oregon St. at Washington St.
02/16/23 Beasley Coliseum, Pullman, Wash.
2022-23 Men's Basketball

Game Time: 8:00 PM
Game Duration: 1:44
Attendance: 2,961

Officials: Michael Greenstein, Glen Mayberry, Mike Littlewood

Oregon St. - 62 Record: 10-17 (4-12)

NO.	Name		Min	FG M-A	3P M-A	FT M-A	Rebounds OR	DR	TOT	Fouls PF	FD	TP	AS	TO	ST	Blocks BS	BA	+/-
11	Dzmitry Ryuny	F	16:43	2-4	1-3	0-0	0	2	2	0	0	5	0	1	0	0	0	-26
35	Glenn Taylor Jr.	F	25:04	3-5	0-2	2-2	1	0	1	3	1	8	1	2	0	0	0	-21
24	KC Ibekwe	C	02:21	0-1	0-0	0-0	0	0	0	1	0	0	0	2	0	0	0	-11
0	Jordan Pope	G	34:27	4-9	1-4	0-0	1	2	3	2	2	9	3	3	0	0	0	-24
1	Christian Wright	G	23:39	2-3	1-1	0-0	0	4	4	2	0	5	1	1	1	0	0	-14
34	Rodrigue Andela		09:49	1-4	0-0	0-0	1	0	1	1	0	2	0	0	0	0	0	-10
4	Dexter Akanno		16:10	1-3	0-2	0-0	0	1	1	2	0	2	0	1	0	0	1	3
10	Tyler Bilodeau		25:32	7-11	0-1	4-5	0	5	5	4	5	18	0	1	0	0	1	6
12	Michael Rataj		20:52	4-8	2-3	1-1	1	5	6	0	3	11	1	1	2	0	2	4
14	Jayden Stevens		17:19	1-2	0-1	0-0	0	1	1	1	0	2	1	1	1	0	0	5
2	Nick Krass		08:04	0-2	0-2	0-1	1	1	2	1	2	0	0	1	0	0	1	-2
Team							1	1	2			0		0				
Totals				25-52	5-19	7-9	6	22	28	17	13	62	7	14	4	1	4	-18

Technical Fouls::NONE

Shooting By Period		
1st FG%	12-23	52.2%
3PT%	2-6	33.3%
FT%	4-5	80%
2nd FG%	13-29	44.8%
3PT%	3-13	23.1%
FT%	3-4	75%
GM FG%	25-52	48.1%
3PT%	5-19	26.3%
FT%	7-9	77.8%

Dead Ball Rebounds: 1, 0

Washington St. - 80 Record: 12-15 (7-9)

NO.	Name		Min	FG M-A	3P M-A	FT M-A	Rebounds OR	DR	TOT	Fouls PF	FD	TP	AS	TO	ST	Blocks BS	BA	+/-
11	DJ Rodman	F	35:01	7-12	4-7	0-1	1	3	4	2	4	18	1	2	0	0	0	20
23	Andrej Jakimovski	F	36:38	4-9	4-8	1-2	0	8	8	1	1	13	1	3	1	1	0	21
35	Mouhamed Gueye	F	29:45	9-9	1-1	2-4	0	0	0	3	3	21	4	2	2	1	0	20
5	TJ Bamba	G	29:34	4-9	2-2	4-4	0	1	1	3	4	14	2	3	1	0	1	15
24	Justin Powell	G	31:42	3-4	2-3	0-0	0	5	5	1	1	8	4	0	0	0	0	19
3	Jabe Mullins		15:14	1-2	1-2	0-0	0	1	1	0	0	3	1	0	0	0	0	-4
31	Kymany Houinsou		10:43	0-1	0-0	0-0	1	1	2	0	0	0	1	0	1	1	0	4
22	Dylan Darling		08:05	1-2	0-0	1-1	0	1	1	3	3	3	1	1	1	1	0	-2
21	Jack Wilson		01:38	0-0	0-0	0-0	0	0	0	0	0	0	0	0	0	0	0	-1
13	Carlos Rosario		01:10	0-1	0-1	0-1	0	0	0	0	1	0	0	0	0	0	0	-2
0	Ben Olesen		00:30	0-0	0-0	0-0	0	1	1	0	0	0	0	0	0	0	0	0
Team							0	1	1			0		0				
Totals				29-49	14-24	8-13	2	22	24	13	17	80	15	11	6	4	1	18

Technical Fouls::NONE

Shooting By Period		
1st FG%	16-25	64.0%
3PT%	9-13	69.2%
FT%	3-4	75%
2nd FG%	13-24	54.2%
3PT%	5-11	45.5%
FT%	5-9	55.6%
GM FG%	29-49	59.2%
3PT%	14-24	58.3%
FT%	8-13	61.5%

Dead Ball Rebounds: 1, 0

	OSU	WSU
Biggest lead	0 (1st 20:00)	22 (2nd 7:42)
Best Scoring Run	7(2nd 5:09)	11(1st 17:42)
Lead Changes	0	
Times Tied	0	
Time with Lead	00:00	39:44

Points from	OSU	WSU
Turnovers	7	12
Paint	34	26
Second Chance	6	5
Fast Breaks	8	9
Bench	35	6

Period by Period Scoring	1st	2nd	TOT
OSU	30	32	62
WSU	44	36	80

Official Basketball Box Score - Final
Washington at Washington St.
02/11/23 Beasley Coliseum, Pullman, Wash.
2022-23 Men's Basketball

Game Time: 7:30 PM
Game Duration: 2:04
Attendance: 5,647

Officials: David Hall, Casey McClellan, Tom Nally

Washington - 51 Record: 13-13 (5-10)

NO.	Name		Min	FG M-A	3P M-A	FT M-A	Rebounds OR	DR	TOT	Fouls PF	FD	TP	AS	TO	ST	Blocks BS	BA	+/-
1	Keion Brooks Jr.	F	31:59	4-16	0-3	0-0	2	6	8	4	1	8	1	3	0	0	0	-9
34	Braxton Meah	C	32:43	4-7	0-0	3-4	2	8	10	4	6	11	0	1	0	0	0	2
4	PJ Fuller II	G	27:05	0-2	0-1	0-2	0	2	2	4	2	0	2	1	1	0	0	1
22	Cole Bajema	G	16:41	1-6	0-3	0-0	1	1	2	1	0	2	1	0	0	0	0	-4
45	Keyon Menifield	G	23:38	1-8	0-2	2-3	2	1	3	1	3	4	2	0	1	0	0	-2
24	Noah Williams		31:23	4-8	2-4	2-3	0	4	4	1	4	12	0	1	1	0	1	1
5	Jamal Bey		27:43	3-7	1-4	2-2	2	2	4	2	2	9	2	1	1	0	0	-3
0	Koren Johnson		08:48	2-2	1-1	0-0	0	0	0	0	0	5	0	2	0	0	0	-11
Team							0	2	2			0		1				
Totals				19-56	4-18	9-14	9	26	35	17	18	51	8	10	4	0	1	-5

Technical Fouls::NONE

Shooting By Period		
1st FG%	8-27	29.6%
3PT%	3-11	27.3%
FT%	3-4	75%
2nd FG%	11-29	37.9%
3PT%	1-7	14.3%
FT%	6-10	60%
GM FG%	19-56	33.9%
3PT%	4-18	22.2%
FT%	9-14	64.3%

Dead Ball Rebounds: 3, 1

Washington St. - 56 Record: 11-15 (6-9)

NO.	Name		Min	FG M-A	3P M-A	FT M-A	Rebounds OR	DR	TOT	Fouls PF	FD	TP	AS	TO	ST	Blocks BS	BA	+/-
11	DJ Rodman	F	34:33	1-8	0-3	2-2	7	2	9	3	4	4	3	0	0	0	0	2
23	Andrej Jakimovski	F	22:26	1-6	1-5	0-1	2	3	5	3	1	3	0	1	0	0	0	10
35	Mouhamed Gueye	F	39:57	6-14	1-3	4-7	5	10	15	1	5	17	0	2	2	0	0	7
5	TJ Bamba	G	38:42	5-14	2-5	8-10	2	5	7	3	6	20	2	1	1	1	0	8
24	Justin Powell	G	36:10	2-11	2-10	0-0	0	3	3	5	0	6	4	0	1	0	0	10
3	Jabe Mullins		23:53	2-5	2-4	0-1	0	3	3	0	1	6	3	2	1	0	0	-1
31	Kymany Houinsou		03:11	0-0	0-0	0-0	0	0	0	0	0	0	0	0	0	0	0	-8
15	Adrame Diongue		01:08	0-0	0-0	0-0	0	0	0	3	0	0	0	0	0	0	0	-3
Team							1	4	5			0		2				
Totals				17-58	8-30	14-21	17	30	47	18	17	56	12	8	5	1	0	5

Technical Fouls::NONE

Shooting By Period		
1st FG%	11-28	39.3%
3PT%	4-15	26.7%
FT%	5-7	71.4%
2nd FG%	6-30	20.0%
3PT%	4-15	26.7%
FT%	9-14	64.3%
GM FG%	17-58	29.3%
3PT%	8-30	26.7%
FT%	14-21	66.7%

Dead Ball Rebounds: 4, 0

	WASH	WSU
Biggest lead	1 (1st 9:59)	12 (2nd 18:19)
Best Scoring Run	8(1st 9:59)	11(1st 0:39)
Lead Changes	2	
Times Tied	1	
Time with Lead	01:29	37:34

Points from	WASH	WSU
Turnovers	10	17
Paint	24	10
Second Chance	8	18
Fast Breaks	8	9
Bench	26	6

Period by Period Scoring	1st	2nd	TOT
WASH	22	29	51
WSU	31	25	56

Official Basketball Box Score - Final
Oregon at Washington St.
02/19/23 Beasley Coliseum, Pullman, Wash.
2022-23 Men's Basketball

Game Time: 4:00 PM
Game Duration: 1:56
Attendance: 4,467

Officials: Tony Padilla, David Hall, Michael Irving

Oregon - 65 Record: 15-13 (9-8)

NO.	Name		Min	FG M-A	3P M-A	FT M-A	Rebounds OR	DR	TOT	Fouls PF	FD	TP	AS	TO	ST	Blocks BS	BA	+/-
1	N'Faly Dante	C	31:07	4-7	0-0	2-2	5	6	11	2	2	10	1	2	1	1	0	-2
32	Nate Bittle	C	21:44	1-5	1-3	0-0	0	7	7	2	2	3	1	0	0	0	0	-1
0	Will Richardson	G	32:35	3-4	2-2	0-0	0	4	4	2	0	8	2	3	1	0	0	-5
5	Jermaine Couisnard	G	29:02	5-14	1-6	1-2	1	2	3	1	1	12	2	4	1	0	1	-8
11	Rivaldo Soares	G	26:52	4-7	0-2	1-1	1	1	2	2	2	9	2	1	0	0	0	2
3	Keeshawn Barthelemy		22:23	7-10	2-2	1-2	0	2	2	1	3	17	0	1	1	0	0	-1
4	Brennan Rigsby		09:08	1-1	0-0	0-0	0	2	2	1	0	2	0	1	1	0	0	3
10	Kel'el Ware		01:25	0-0	0-0	0-0	0	1	1	1	0	0	0	0	0	0	0	-4
13	Quincy Guerrier		22:26	2-7	0-3	0-0	1	3	4	0	1	4	0	0	0	0	0	0
15	Lok Wur		03:18	0-0	0-0	0-0	0	1	1	0	0	0	0	0	0	0	0	1
Team							0	1	1			0		0				
Totals				27-55	6-18	5-7	8	30	38	12	11	65	8	12	5	1	1	-3

Technical Fouls::NONE

Shooting By Period		
1st FG%	12-26	46.2%
3PT%	3-9	33.3%
FT%	3-3	100%
2nd FG%	15-29	51.7%
3PT%	3-9	33.3%
FT%	2-4	50%
GM FG%	27-55	49.1%
3PT%	6-18	33.3%
FT%	5-7	71.4%

Dead Ball Rebounds: 2, 0

Washington St. - 68 Record: 13-15 (8-9)

NO.	Name		Min	FG M-A	3P M-A	FT M-A	Rebounds OR	DR	TOT	Fouls PF	FD	TP	AS	TO	ST	Blocks BS	BA	+/-
11	DJ Rodman	F	35:56	3-7	3-5	0-0	1	2	3	1	1	9	0	1	0	0	0	2
23	Andrej Jakimovski	F	34:06	4-13	2-7	0-0	2	3	5	1	1	10	0	1	0	0	0	1
35	Mouhamed Gueye	F	38:59	8-15	0-0	2-3	6	6	12	2	4	18	1	1	1	0	1	1
5	TJ Bamba	G	33:52	5-17	1-6	0-0	0	4	4	4	1	11	2	1	2	1	0	5
24	Justin Powell	G	30:30	4-6	2-2	1-2	0	4	4	1	1	11	3	1	0	0	0	1
3	Jabe Mullins		21:11	3-5	1-3	1-2	0	1	1	1	3	8	4	0	3	0	0	6
21	Jack Wilson		01:01	0-0	0-0	0-0	0	0	0	1	0	0	0	0	0	0	0	2
31	Kymany Houinsou		04:25	0-0	0-0	1-2	0	0	0	0	1	1	0	0	0	0	0	-3
Team							0	0	0			0		1				
Totals				27-63	9-23	5-9	9	20	29	11	12	68	10	6	6	1	1	3

Technical Fouls::NONE

Shooting By Period		
1st FG%	10-34	29.4%
3PT%	2-11	18.2%
FT%	5-9	55.6%
2nd FG%	17-29	58.6%
3PT%	7-12	58.3%
FT%	0-0	0%
GM FG%	27-63	42.9%
3PT%	9-23	39.1%
FT%	5-9	55.6%

Dead Ball Rebounds: 1, 0

	ORE	WSU
Biggest lead	5 (1st 16:20)	10 (2nd 9:27)
Best Scoring Run	7(2nd 8:00)	10(1st 12:01)
Lead Changes	13	
Times Tied	5	
Time with Lead	15:14	20:43

Points from	ORE	WSU
Turnovers	5	8
Paint	40	34
Second Chance	11	8
Fast Breaks	13	5
Bench	23	9

Period by Period Scoring	1st	2nd	TOT
ORE	30	35	65
WSU	27	41	68

2022-23 COMBINED STATISTICS

Game Records

Record	Overall	Home	Away	Neutral
ALL GAMES	13-15	10-3	2-8	1-4
CONFERENCE	8-9	7-3	1-6	0-0
NON-CONFERENCE	5-6	3-0	1-2	1-4

Score by Periods

Team	1st	2nd	OT	TOT
Washington St.	911	971	6	1888
Opponents	864	951	8	1823

Team Box Score

No.	Player				Total		3-Point		F-Throw		Rebounds												
		GP-GS	MIN	AVG	FG-FGA	FG%	3FG-3FGA	3FG%	FT-FTA	FT%	OFF	DEF	TOT	AVG	PF	DQ	A	TO	BLK	STL	PTS	AVG
5	BAMBA, TJ	25-25	788:20	31.5	121-299	.405	38-114	.333	82-114	.719	22	75	97	3.9	74	3	40	47	6	22	362	14.5
35	GUEYE, Mouhamed	28-28	895:10	32.0	158-330	.479	8-36	.222	74-112	.661	97	136	233	8.3	79	1	49	71	23	23	398	14.2
24	POWELL, Justin	28-28	944:59	33.7	104-250	.416	64-154	.416	25-31	.806	10	100	110	3.9	37	1	79	28	4	21	297	10.6
11	RODMAN, DJ	25-24	773:13	30.9	75-181	.414	44-111	.396	39-51	.765	50	87	137	5.5	49	0	30	23	7	18	233	9.3
3	MULLINS, Jabe	24-7	588:06	24.5	71-161	.441	46-108	.426	25-28	.893	3	51	54	2.3	27	0	42	25	1	13	213	8.9
23	JAKIMOVSKI, Andrej	17-15	425:51	25.1	44-116	.379	27-75	.360	9-16	.563	23	51	74	4.4	36	0	20	17	3	9	124	7.3
31	HOUINSOU, Kymany	28-9	516:14	18.4	45-110	.409	5-23	.217	24-35	.686	29	48	77	2.8	31	0	43	48	11	8	119	4.3
12	HAMON-CRESPIN, Mael	8-0	63:49	8.0	8-20	.400	6-15	.400	2-2	1.000	0	5	5	0.6	12	0	2	5	4	2	24	3.0
13	ROSARIO, Carlos	20-0	203:23	10.2	16-39	.410	4-15	.267	10-19	.526	11	21	32	1.6	31	1	6	13	4	5	46	2.3
22	DARLING, Dylan	19-4	259:55	13.7	13-48	.271	4-22	.182	12-16	.750	4	29	33	1.7	32	0	12	18	1	10	42	2.2
15	DIONGUE, Adrame	21-0	136:54	6.5	10-19	.526	0-1	.000	10-16	.625	17	23	40	1.9	30	0	4	15	12	5	30	1.4
21	WILSON, Jack	8-0	17:30	2.2	0-1	.000	0-0	.000	0-1	.000	2	1	3	0.4	5	0	0	2	0	0	0	0.0
20	ROHOSY, AJ	1-0	03:00	3.0	0-0	.000	0-0	.000	0-0	.000	0	0	0	0.0	0	0	0	1	1	0	0	0.0
0	OLESEN, Ben	5-0	08:36	1.7	0-4	.000	0-3	.000	0-0	.000	0	1	1	0.2	2	0	0	0	0	0	0	0.0
Team											39	36	75					33				
Total		**28**	**5625**		**665-1578**	**.421**	**246-677**	**.363**	**312-441**	**.707**	**307**	**664**	**971**	**34.7**	**445**	**6**	**327**	**346**	**77**	**136**	**1888**	**67.4**
Opponents		**28**	**5625**		**686-1531**	**.448**	**154-487**	**.316**	**297-441**	**.673**	**234**	**664**	**898**	**32.1**	**471**	**7**	**321**	**309**	**71**	**168**	**1823**	**65.1**

Team Statistics

	WSU	OPP
Scoring	**1888**	**1823**
Points per game	67.4	65.1
Scoring margin	+2.3	-
Field goals-att	**665-1578**	**686-1531**
Field goal pct	.421	.448
3 point fg-att	**246-677**	**154-487**
3-point FG pct	.363	.316
3-pt FG made per game	8.8	5.5
Free throws-att	**312-441**	**297-441**
Free throw pct	.707	.673
F-Throws made per game	11.1	10.6
Rebounds	**971**	**898**
Rebounds per game	34.7	32.1
Rebounding margin	+2.6	-
Assists	**327**	**321**
Assists per game	11.7	11.5
Turnovers	**346**	**309**
Turnovers per game	12.4	11.0
Turnover margin	-1.3	-
Assist/turnover ratio	0.9	1.0
Steals	**136**	**168**
Steals per game	4.9	6.0
Blocks	**77**	**71**
Blocks per game	2.8	2.5
Winning streak	**3**	**-**
Home win streak	4	-
Attendance	**45101**	**63383**
Home games-Avg/Game	13-3469	10-6338
Neutral site-Avg/Game	-	5-6416

Team Results

Date	Opponent		Score	Att.
11/07/2022	Texas St.	W	83-61	2443
11/12/2022	vs Boise St.	L	61-71	4157
11/15/2022	at Prairie View	L	59-70	863
11/21/2022	at Eastern Wash.	W	82-56	5224
11/25/2022	Detroit Mercy	W	96-54	3275
12/01/2022	at Oregon	L	60-74	5379
12/04/2022	Utah	Lot	65-67	2009
12/07/2022	Northern Ky.	W	68-47	2268
12/10/2022	vs UNLV	L	70-74	13357
12/18/2022	vs Baylor	L	59-65	4200
12/22/2022	vs George Washington	W	66-64	5087
12/23/2022	at Hawaii	L	51-62	4683
12/25/2022	vs Utah St.	L	73-82	5279
12/30/2022	UCLA	L	66-67	3238
01/01/2023	Southern California	W	81-71	2650
01/05/2023	at Arizona St.	L	71-77	5860
01/07/2023	at Arizona	W	74-61	14176
01/11/2023	California	W	66-51	3208
01/14/2023	Stanford	W	60-59	3590
01/19/2023	at Utah	L	63-77	6599
01/22/2023	at Colorado	L	55-58	6731
01/26/2023	Arizona	L	58-63	5225
01/28/2023	Arizona St.	W	75-58	4120
02/02/2023	at Southern California	L	70-80	3751
02/04/2023	at UCLA	L	52-76	10117
02/11/2023	Washington	W	56-51	5647
02/16/2023	Oregon St.	W	80-62	2961
02/19/2023	Oregon	W	68-65	4467

2022-23 PAC-12 STATISTICS

Game Records

Record	Overall	Home	Away	Neutral
ALL GAMES	8-9	7-3	1-6	0-0
CONFERENCE	8-9	7-3	1-6	0-0
NON-CONFERENCE	0-0	0-0	0-0	0-0

Score by Periods

Team	1st	2nd	OT	TOT
Washington St.	557	557	6	1120
Opponents	539	570	8	1117

Team Box Score

No.	Player				Total		3-Point		F-Throw		Rebounds											
		GP-GS	MIN	AVG	FG-FGA	FG%	3FG-3FGA	3FG%	FT-FTA	FT%	OFF	DEF	TOT	AVG	PF	DQ	A	TO	BLK	STL	PTS	AVG
35	GUEYE, Mouhamed	17-17	564:01	33.2	103-217	.475	7-25	.280	48-72	.667	60	82	142	8.4	48	1	31	44	12	16	261	15.4
5	BAMBA, TJ	14-14	441:34	31.5	59-169	.349	14-61	.230	39-57	.684	12	40	52	3.7	41	2	22	27	3	12	171	12.2
11	RODMAN, DJ	15-15	487:22	32.5	48-117	.410	32-72	.444	33-40	.825	31	54	85	5.7	26	0	16	13	3	9	161	10.7
24	POWELL, Justin	17-17	570:09	33.5	64-155	.413	37-94	.394	16-21	.762	3	64	67	3.9	26	1	40	14	3	11	181	10.6
23	JAKIMOVSKI, Andrej	15-15	394:31	26.3	42-108	.389	27-70	.386	8-15	.533	22	48	70	4.7	30	0	20	14	3	9	119	7.9
3	MULLINS, Jabe	15-2	344:30	23.0	38-87	.437	23-60	.383	12-14	.857	0	31	31	2.1	14	0	30	11	0	10	111	7.4
31	HOUINSOU, Kymany	17-3	278:10	16.4	22-63	.349	1-12	.083	9-16	.563	17	21	38	2.2	12	0	22	22	10	7	54	3.2
22	DARLING, Dylan	10-2	133:30	13.3	8-29	.276	4-16	.250	8-11	.727	3	12	15	1.5	16	0	4	7	1	7	28	2.8
12	HAMON-CRESPIN, Mael	2-0	21:12	10.6	1-4	.250	1-4	.250	2-2	1.000	0	3	3	1.5	4	0	0	1	1	2	5	2.5
13	ROSARIO, Carlos	10-0	89:29	8.9	4-13	.308	1-4	.250	4-7	.571	5	6	11	1.1	14	1	3	8	2	2	13	1.3
15	DIONGUE, Adrame	13-0	81:58	6.3	7-11	.636	0-0	.000	2-5	.400	9	12	21	1.6	20	0	2	10	12	4	16	1.2
21	WILSON, Jack	7-0	15:11	2.2	0-1	.000	0-0	.000	0-1	.000	2	0	2	0.3	5	0	0	2	0	0	0	0.0
0	OLESEN, Ben	3-0	03:22	1.1	0-2	.000	0-2	.000	0-0	.000	0	1	1	0.3	2	0	0	0	0	0	0	0.0
Team											22	25	47					21				
Total		**17**	**3425**		**396-976**	**.406**	**147-420**	**.350**	**181-261**	**.693**	**186**	**399**	**585**	**34.4**	**258**	**5**	**190**	**194**	**50**	**89**	**1120**	**65.9**
Opponents		**17**	**3425**		**421-952**	**.442**	**95-303**	**.314**	**180-259**	**.695**	**160**	**432**	**592**	**34.8**	**287**	**3**	**191**	**192**	**45**	**99**	**1117**	**65.7**

Team Statistics

	WSU	OPP
Scoring	**1120**	**1117**
Points per game	65.9	65.7
Scoring margin	+0.2	-
Field goals-att	**396-976**	**421-952**
Field goal pct	.406	.442
3 point fg-att	**147-420**	**95-303**
3-point FG pct	.350	.314
3-pt FG made per game	8.6	5.6
Free throws-att	**181-261**	**180-259**
Free throw pct	.693	.695
F-Throws made per game	10.6	10.6
Rebounds	**585**	**592**
Rebounds per game	34.4	34.8
Rebounding margin	-0.4	-
Assists	**190**	**191**
Assists per game	11.2	11.2
Turnovers	**194**	**192**
Turnovers per game	11.4	11.3
Turnover margin	-0.1	-
Assist/turnover ratio	1.0	1.0
Steals	**89**	**99**
Steals per game	5.2	5.8
Blocks	**50**	**45**
Blocks per game	2.9	2.6
Winning streak	**3**	**-**
Home win streak	4	-
Attendance	**37115**	**52613**
Home games-Avg/Game	10-3712	7-7516
Neutral site-Avg/Game	-	0-0

Team Results

Date	Opponent		Score	Att.
12/01/2022	at Oregon	L	60-74	5379
12/04/2022	Utah	Lot	65-67	2009
12/30/2022	UCLA	L	66-67	3238
01/01/2023	Southern California	W	81-71	2650
01/05/2023	at Arizona St.	L	71-77	5860
01/07/2023	at Arizona	W	74-61	14176
01/11/2023	California	W	66-51	3208
01/14/2023	Stanford	W	60-59	3590
01/19/2023	at Utah	L	63-77	6599
01/22/2023	at Colorado	L	55-58	6731
01/26/2023	Arizona	L	58-63	5225
01/28/2023	Arizona St.	W	75-58	4120
02/02/2023	at Southern California	L	70-80	3751
02/04/2023	at UCLA	L	52-76	10117
02/11/2023	Washington	W	56-51	5647
02/16/2023	Oregon St.	W	80-62	2961
02/19/2023	Oregon	W	68-65	4467

TV/RADIO ROSTER

#0 BEN OLESEN
6-0 / SR / G / MILL CREEK, WASH.

#2 MYLES RICE
6-2 / R-FR / G / COLUMBIA, S.C.

#3 JABE MULLINS
6-6 / JR / G / SNOQUALMIE, WASH.

#4 SHAE KORPELA
6-5 / FR / G / ASPEN, COLO.

#5 TJ BAMBA
6-5 / JR / G / BRONX, N.Y.

#10 DISHON JACKSON
6-10 / JR / C / OAKLAND, CALIF.

#11 DJ RODMAN
6-6 / SR / F / NEWPORT BEACH, CALIF.

#13 CARLOS ROSARIO
6-7 / JR / F / SANTO DOMINGO, D.R.

#14 BRADEN KORPELA
6-5 / FR / G / ASPEN, COLO.

#15 ADRAME DIONGUE
7-0/ FR / C / DAKAR, SENEGAL

#20 AJ ROHOSY
6-7 / FR / F / SAN ANSELMO, CALIF.



#21 JACK WILSON
6-11 / SR / C / MONTARA, CALIF.

#22 DYLAN DARLING
6-2 / FR / G / SPOKANE, WASH.

#23 ANDREJ JAKIMOVSKI
6-8 / JR / F / KRIVA PALANKA, N. MACEDONIA

#24 JUSTIN POWELL
6-6 / JR / G / PROSPECT, KEN.

#31 KYMANY HOUINSOU
6-6 / FR / G / MULHOUSE, FRANCE

#35 MOUHAMED GUEYE
6-11 / SO / F / DAKAR, SENEGAL

KYLE SMITH
HEAD COACH

JIM SHAW
ASSOCIATE HEAD COACH



JOHN ANDRZEJEK
ASSISTANT COACH

WAYNE HUNTER
ASSISTANT COACH