WASHINGTON STATE BASKETBALL

SCHEDULE & RESULTS

NOVEMBER		
9	ALCORN STATE	W, 85-67
12	SEATTLE U	W, 79-61
15	UC SANTA BARBARA	W, 73-65
18	at Idaho	W, 109-61
22	WINTHROP	W, 92-86
27	EASTERN WASHINGTON	L, 71-76
DECEMBER		
1	at Arizona State *	W, 51-29
4	(20/18) USC *	L, 61-63
8	WEBER STATE	W, 94-60
11	*vs SOUTH DAKOTA STATE $*	*L, 74-77*
15	NEW MEXICO STATE	L, 61-64
18	NORTHERN COLORADO	W, 82-56
22	*vs BOISE STATE $*	*L, 52-58*
29	WASHINGTON *	Postponed to Feb. 23
JANUARY		
6	at Colorado *	L, 78-83
8	at Utah *	W, 77-61
13	STANFORD *	L, 57-62
15	CAL *	W, 65-57
20	at Oregon *	Postponed to Feb. 14
22	at Oregon State *	Postponed to Feb. 28
26	UTAH *	W, 71-54
30	COLORADO *	W, 70-43
FEBRUARY		
3	at Stanford *	W, 66-60
5	at Cal *	W, 68-64
10	(4/5) ARIZONA *	L, 60-72
12	ARIZONA STATE *	L, 55-58
14	at Oregon *	L, 59-62
17	at (13/14) UCLA *	L, 56-76
20	at (17/17) USC *	L, 60-62
23	WASHINGTON *	W, 78-70
26	at Washington *	L, 70-78
28	at Oregon State *	8 PM (ESPNU)
MARCH		
3	OREGON STATE *	8 PM (FS1)
5	OREGON *	1 PM (CBS)
9-12	at Pac-12 Tournament #	

* - Pac-12 Game
$ - played at the Spokane Arena
\# - played at T-Mobile Arena (Las Vegas)

All home games played at Beasley Coliseum
All times listed are Pacific time and subject to change
Rankings: AP Top-25 / Coaches Poll

GAME 29

WASHINGTON ST. (15-13, 8-9) at OREGON ST. (3-24, 1-16)

Monday, Feb. 28 // 8 p.m. // Corvallis, Ore. // Gill Coliseum
Watch // ESPNU (Roxy Bernstein & Ben Braun)
Listen // Washington State Learfield Sports Network (Matt Chazanow & Craig Ehlo)
Live Stats // WSUCougars.com

SERIES HISTORY

vs OREGON STATE	
Games	301
Standing	125-175
At Pullman	79-63
At Corvallis	43-106
At Neutral Site	3-6
Last Win	59-55, 12/2/20 at Pullman
Last Home Win	59-55, 12/2/20
Last Road Win	71-68, 1/26/13
Last Neutral Win	68-65, 12/27/74 at Portland, Ore.
Last Loss	68-66, 2/6/21 at Corvallis
Last Home Loss	85-77, 3/9/19
Last Road Loss	68-66, 2/6/21
Last Neutral Loss	69-64, 3/7/12 at Los Angeles
Current Streak	L1

PREVIOUS 5 MEETINGS

Date	Location	Result	Score
1/24/19	Corvallis	L	77-90
3/9/19	Pullman	L	77-85
1/18/20	Pullman	W	89-76
12/2/20	Pullman	W	59-55
2/6/21	Corvallis	L	66-68

2021-22 COMPARISON

CATEGORY		
Overall Record	3-24	15-13
Points Per Game	67.2	70.5
Opp. Points Per Game	77.2	63.8
Rebounds Per Game	30.8	37.3
Rebounding Margin	-6.1	+2.9
Field Goal Pct.	.441	.402
Opp. Field Goal Pct.	.472	.412
3-Point Pct.	.310	.333
Opp. 3-Point Pct.	.356	.322
Free Throw Pct.	.679	.747
Assists Per Game	12.1	10.9
Turnovers Per Game	12.5	11.6
Turnover Margin	-0.1	+2.8
Assist/Turnover Ratio	1.0	0.9
Blocked Shots Per Game	3.0	4.2
Steals Per Game	6.2	6.5

OPENING FIVE

> The Cougs and the Beavers face off in the first of back-to-back contests in the final week of Pac-12 play. The series is the second longest continuous rivalry in college basketball and the longest in Pac-12 play.

> Michael Flowers moved to 6th on the Cougs' single-season 3pt list with 79 on the year - he is coming off the Cougs' first 30 point game of the season at UW.

> Mouhamed Gueye is coming off one of his best week as a Coug scoring a career high 25 points on Wednesday in his first Apple Cup while adding 10&7 in Seattle Saturday.

> The Cougs defense continues to be among the elite ranking 23rd in defensive rating at 94.2 per 100. WSU has allowed opponents to shoot and effective FG% of just 47.1% (55 in the country).

> WSU's currently sits in 7th place in the Pac-12 looking at a date with Cal in the first round of the Pac-12 Tournament next week. However with three games to play and a bunching in the middle the team can theoretically finish anywhere from 4th to 9th place.

PAC-12 STANDINGS

	PAC-12			OVERALL				
	W-L	PCT	GP	W-L	PCT	GP	L10	STRK
ARIZONA	15-2	0.882	17	25-3	0.893	28	9-1	Lost 1
USC	13-4	0.765	17	24-4	0.857	28	8-2	Won 5
UCLA	13-5	0.722	18	21-6	0.778	27	6-4	Won 1
OREGON	11-6	0.647	17	18-10	0.643	28	6-4	Won 1
COLORADO	11-8	0.579	19	19-10	0.655	29	6-4	Won 1
WASHINGTON	9-8	0.529	17	14-13	0.519	27	5-5	Won 1
WASHINGTON STATE	8-9	0.471	17	15-13	0.536	28	4-6	Lost 1
STANFORD	8-10	0.444	18	15-13	0.536	28	3-7	Lost 3
ARIZONA STATE	8-10	0.444	18	12-16	0.429	28	6-4	Won 2
CALIFORNIA	5-13	0.278	18	12-17	0.414	29	3-7	Won 1
UTAH	4-15	0.211	19	11-18	0.379	29	3-7	Lost 2
OREGON STATE	1-16	0.059	17	3-24	0.111	27	0-10	Lost 14

PROBABLE STARTERS

PLAYER	HT	YR	HOMETOWN	PPG	RPG	OTHER
F #0 EFE ABOGIDI	6-10	SO	Delta State, Nigeria	7.3	5.7	1.6 bpg
G #2 TYRELL ROBERTS	5-11	RJR	Sacramento, Calif.	10.7	2.5	2.0 apg
G #12 MICHAEL FLOWERS	6-1	5TH	Southfield, Mich.	13.9	3.4	3.2 apg
G #24 NOAH WILLIAMS	6-5	JR	Seattle, Wash.	10.2	3.5	1.1 spg
F #35 MOUHAMED GUEYE	6-11	FR	Dakar, Senegal	7.8	5.5	0.9 bpg
ROTATION OFF THE BENCH						
G #5 TJ BAMBA	6-5	SO	Bronx, NY	7.0	3.5	0.9 spg
F #11 DJ RODMAN	6-6	JR	Newport Beach, Calif.	4.9	3.8	1.0 apg
F #14 MATT DEWOLF	6-9	SR	Barrington, RI	1.0	0.7	0.1 spg
C #21 DISHON JACKSON	6-10	SO	Oakland, Calif.	5.3	3.8	1.1 bpg
G #22 RYAN RAPP	6-5	JR	Melbourne, Australia	1.7	0.9	0.3 apg
F #23 ANDREJ JAKIMOVSKI	6-8	SO	Kriva Palanka, N. Macedonia	5.8	4.0	0.6 apg

QUICK **FACTS**

THE UNIVERSITY
LOCATION: Pullman, Wash.
AFFILIATION: NCAA Division I
CONFERENCE: Pac-12
ENROLLMENT: 20,286
NICKNAME: Cougars
COLORS: Crimson and Gray
PRESIDENT: Kirk H. Schulz
DIRECTOR OF ATHLETICS: Pat Chun
SWA: Anne McCoy
FACULTY ATHLETICS REPRESENTATIVE: Nancy Swanger

COUGAR MEN'S BASKETBALL INFORMATION
HEAD COACH: Kyle Smith, Third Season
ASSOCIATE HEAD COACH: Jim Shaw
ASSISTANTS: Derrick Phelps, John Andrzejek
RECRUITING COORDINATOR: Derrick Wrobel
COORD. OF OPERATIONS: Anthony Lorenzo
GRADUATE MANAGER: Steve Frankoski
HOME VENUE: Friel Court at Beasley Coliseum (11,671)

2020-21 RECORD: 14-13
PAC-12 RECORD: 7-12
PAC-12 FINISH: 10th
POSTSEASON: N/A
LETTERWINNERS RETURNING/LOST: 9/4
STARTERS RETURNING/LOST: 4/1
NEWCOMERS: 6, +1 RS

ATHLETIC COMMUNICATIONS
ASSOCIATE ATHLETIC DIRECTOR: Bill Stevens
MBB CONTACT: Ben Laskey
E-MAIL: ben.laskey@wsu.edu
PHONE: 509-335-0265 (W) | 209-608-2173 (C)
ATHLETIC WEBSITE: www.wsucougars.com

MEDIA AVAILABILITY
Player and coach media availability typically takes place after practice Monday - Wednesday afternoon Practices at this time take place either at PEB or Beasley. Please contact the Ben Laskey early in the week to confirm practice times and availability. Media requests should be made 24 hours in advance.

CREDENTIALS
Credential requests for both home and road games must be made 24 hours prior to game time by emailing Ben Laskey (ben.laskey@wsu.edu).

CREDENTIAL PICKUP
Credentials can be picked up on game day at the media entrance (Southeast Tunnel) of Beasley Coliseum.

MEDIA SEATING
Media seating is available in the upper bowl of section 14 on the south side of Beasley Coliseum

PHOTOGRAPHY AREAS
Credentialed photographers are permitted to shoot from the baseline and sidelines. No photographers are allowed in the team bench areas.

POSTGAME PROCEDURE
Head coach Kyle Smith and selected players will be available to the media in the Cougar Lounge and via zoom after a cooling-off period.

NUMERICAL **ROSTER**

No.	Name	Pos.	Ht.	Wt.	Yr.	Hometown / Previous School
0	Efe Abogidi	F	6-10	225	So.	Delta State, Nigeria / NBA Global Academy
2	Tyrell Roberts	G	5-11	175	R-Jr.	Sacramento, Calif. / UC San Diego
3	Jefferson Koulibaly	G	6-3	185	R-Fr.	Lasalle Montreal, Quebec / Lincoln Prep
4	*Myles Rice*	*G*	*6-2*	*175*	*Fr.*	*Columbia, S.C. / Sandy Creek HS*
5	TJ Bamba	G	6-5	215	So.	Bronx, NY / Abraham Lincoln HS
11	DJ Rodman	F	6-6	215	Jr.	Newport Beach, Calif. / JSerra Catholic
12	Michael Flowers (C)	G	6-1	190	5th	Southfield, Mich. / South Alabama
13	*Carlos Rosario*	*F*	*6-7*	*180*	*So.*	*Santo Domingo, Dominican Republic / Veritas Prep*
14	Matt DeWolf (C)	F	6-9	235	Sr.	Barrington, R.I. / Brown
21	Dishon Jackson	C	6-10	250	So.	Oakland, Calif. / St. Patrick-St. Vincent
22	Ryan Rapp	G	6-5	189	Jr.	Melbourne, Australia / Mazenod College
23	Andrej Jakimovski	F	6-8	215	So.	Kriva Palanka, N. Macedonia / Reale Mutua Torino
24	Noah Williams	G	6-5	195	Jr.	Seattle, Wash. / O'Dea HS
32	Tony Miller	F	6-6	215	5th	Woodinville, Wash. / Montana
33	Will Burghardt	G	5-11	185	Sr.	Longview, Wash. / Linfield University
35	Mouhamed Gueye	F	6-11	210	Fr.	Dakar, Senegal / Prolific Prep

Unofficially redshirting 2021-22

(C) - Captain

HEAD COACH: Kyle Smith (Third Year)
ASSOCIATE HEAD COACHES: Jim Shaw
ASSISTANT COACHES: Derrick Phelps, John Andrzejek
RECRUITING COORDINATOR: Derrick Wrobel
COORDINATOR OF OPERATIONS: Anthony Lorenzo
GRADUATE MANAGER: Steve Frankoski

PRONUNCIATION GUIDE

Efe Abogidi	eff-A ah-bo-GHEE-dee
TJ Bamba	bomb-buh
Mouhamed Gueye	gay
Andrej Jakimovski	on-dray yack-eh-mohv-skee
Jefferson Koulibaly	cool-eh-ball-ee
Carlos Rosario	row-sar-ee-oh
Tyrell Roberts	tie-rell

HEAD COACH **KYLE SMITH**

CAREER RECORDS
Overall: 209-164 - 13th season
At WSU (Pac-12): 45-42 – (22-33) - 3rd Season

NOTABLES:
» Won career victory #200 on Dec. 1, 2021 as the Cougs dominated Arizona State, 51-29. It was the best defensive effort for WSU in the history of Pac play dating back to 1968.
» Won his debut at WSU, 85-54, Nov. 7 against Seattle U. The win was the largest margin of victory in for a debut in modern history trailing only Jack Friel's 44-point win in 1928.
» Earned his first Pac-12 win in dramatic fashion as the Cougs defeated UCLA, 79-71, in overtime, Jan. 4, 2020.
» Picked up a signature win Jan. 16, 2020 knocking off #8 Oregon, 72-61, for the Cougs first win over a top-10 team since 2007.
» Defeated UW, 79-67, in his first Apple Cup contest, Feb. 9, 2020, the second-largest margin of victory over the Huskies in over a decade.
» Became the fourth coach at WSU to sweep UW in his first season on the Palouse.
» Defeated UW 77-62 at Seattle in 2021, the largest win on the road since 1994 to become just the second coach to start 3-0 against the Huskies.
» Led the Cougs to an opening win in the Pac-12 Tournament for the first time since 2009.
» Became the first coach to win at Matthew Knight Arena, defeating Oregon 74-71 Feb. 4, 2021.
» Led the Cougs to a 31 point win (82-51) over Cal, Feb. 18, 2021, the largest win in Pac play since 1993.
» Led the Cougs to it's first 3OT win since 1982, defeating Stanford, Feb. 20 (85-76), earning the Cougs first weekend sweep of the Bay Area schools since the 2011-12 season.
» Posted the Cougs' first winning season in 2020-21 since 2011-12.
» Architect of the Cougs' largest win in program history over Idaho defeating their Palouse rival 109-61, Nov. 18, 2021 - it was the third largest margin of victory for the Cougs in program history as well.
» Led the Cougs to their first win in Salt Lake City, 77-61 (Jan. 8, 2022) since 1946 while becoming the first Cougar coach to sweep the season series against the Utes in 2021-22.
» First coach to beat Utah and Colorado in a home weekend sweep (Jan. 2022).
» First Coug coach to win at Stanford (66-60, Feb. 3, 2022) since 2011.
» Became the first Coug coach to sweep the Bay Area Schools on the road (Feb. 2022) since the 1993 season.
» Compiled a 63-40 (.612) record at USF, notching 20 or more wins each season and two postseason tournament appearances.
» Throughout his tenure at San Francisco, Smith produced seven All-West Coast Conference selections, including two-time first team honoree Frankie Ferrari, two second team honorees and three all-freshman. Ferrari also picked up NABC District 9 All-Region Second Team honors in 2019 as his 73 3-pointers rank third in school history.
» Served as the head coach at Columbia where he put together a 101-82 overall mark including a CIT Championship his final season (2015-16).
» Prior to his appointment at Columbia in May of 2010, Smith spent 18 seasons as an assistant coach on the NCAA Division I level, including nine seasons (2001-10) at Saint Mary's College, one season at Air Force (2000-01) and eight years at the University of San Diego (1992-2000).

STATISTICAL RANKINGS

TEAM	P-12 Overall AVG.	P-12 Overall RNK	Conference AVG.	Conference RNK
Points	1974	7th	1102	12th
Points per game	70.5	5th	64.8	9th
FG made per game	24.3	9th	22.7	12th
FG attempts per game	60.4	4th	60.2	4th
FG Pct	40.2	12th	37.7	12th
3PT made per game	8.9	1st	8.7	1st
3PT attempts per game	26.7	1st	26.7	1st
3PT Pct	33.3	7th	32.6	8th
FT made per game	13.1	6th	10.7	9th
FT attempt per game	17.5	6th	14.6	9th
FT Pct	74.7	3rd	73.4	5th
Off rebounds per game	12.8	1st	12.6	2nd
Def rebounds per game	24.5	9th	23.6	10th
Total rebounds per game	37.3	4th	36.2	3rd
Rebound margin per game	2.9	6th	0.6	6th
Assists per game	10.9	10th	10.9	11th
Turnovers per game	11.6	3rd	11.5	3rd
Steals per game	6.5	6th	6.5	5th
Blocks per game	4.2	4th	4.1	4th
Personal fouls per game	17.8	11th	16.2	5th
Points per game allowed	63.8	1st	62.0	1st
Opponents' Field goal percentage	41.2	5th	42.3	5th
Opponents' 3PT percentage	32.2	8th	31.4	5th

Statistic	Player	National Rank	Conference Rank	Value
3-pt Field Goal Attempts (349 ranked)	Michael Flowers Tyrell Roberts	46 110	1 4	195 171
Assist Turnover Ratio (350 ranked)	Michael Flowers	78	4	2.07
Assists Per Game (342 ranked)	Michael Flowers	303	12	3.1
Blocked Shots Per Game (350 ranked)	Efe Abogidi Mouhamed Gueye	70 263	2 13	1.59 0.89
Defensive Rebounds per Game (350 ranked)				
Double Doubles (348 ranked)	Efe Abogidi Mouhamed Gueye Andrej Jakimovski	239 239 239	9 9 9	3 3 3
Field-Goal Percentage (314 ranked)				
Free Throw Attempts (344 ranked)				
Free Throws Made (344 ranked)				
Free-Throw Percentage (350 ranked)	Noah Williams	315	8	73.0
Minutes Per Game (350 ranked)				
Offensive Rebounds Per Game (350 ranked)	Efe Abogidi Mouhamed Gueye	155 269	7 13	2.37 2.00
Points Per Game (350 ranked)				
Rebounds Per Game (350 ranked)				
Steals Per Game (345 ranked)				
Three-Point Field Goals Per Game (348 ranked)	Michael Flowers Tyrell Roberts	55 196	1 5	2.67 2.15
Three-Point Field-Goal Percentage (91 ranked)	Michael Flowers	68	1	36.9
Total 3-point FGM (340 ranked)	Michael Flowers Tyrell Roberts	56 205	1 5	72 56
Total Assists (346 ranked)	Michael Flowers	274	11	85
Total Blocks (341 ranked)	Efe Abogidi Mouhamed Gueye	65 239	2 12	43 24
Total Field Goal Attempts (347 ranked)	Michael Flowers	318	8	292
Total Field Goals Made (343 ranked)				
Total Minutes (350 ranked)	Michael Flowers	325	6	855:37
Total Points (350 ranked)	Michael Flowers	350	8	360
Total Rebounds (343 ranked)	Efe Abogidi	343	13	157

PAC-12 PLAYER OF THE WEEK

Week	Player
11/15	Johnny Juzang, UCLA
11/22	Christian Koloko, ARIZONA
11/29	Terrell Brown Jr., WASHINGTON
12/6	Bennedict Mathurin, ARIZONA
12/13	Bennedict Mathurin, ARIZONA
12/20	Chevez Goodwin, USC
12/27	Grant Anticevich, CALIFORNIA
1/3	Will Richardson, OREGON
1/10	Tyger Campbell, UCLA
1/17	Will Richardson, OREGON
1/24	Johnny Juzang, UCLA
1/31	Terrell Brown Jr., WASHINGTON
2/7	Azuolas Tubelis, ARIZONA
2/14	Drew Peterson, USC
2/21	Bennedict Mathurin, ARIZONA
2/28	
3/7	

PAC-12 FRESHMAN OF THE WEEK

Week	Player
11/15	Harrison Ingram, STANFORD
11/22	***Mouhamed Gueye, WASHINGTON STATE***
11/29	K.J. Simpson, COLORADO
12/6	Lazar Stefanovic, UTAH
12/13	Harrison Ingram, STANFORD
12/20	Harrison Ingram, STANFORD
12/27	Harrison Ingram, STANFORD
1/3	Glenn Taylor Jr., OREGON STATE
1/10	Julian Hammond III, COLORADO
1/17	***Mouhamed Gueye, WASHINGTON STATE***
1/24	Lazar Stefanovic, UTAH
1/31	Harrison Ingram, STANFORD
2/7	***Mouhamed Gueye, WASHINGTON STATE***
2/14	Harrison Ingram, STANFORD
2/21	K.J. Simpson, COLORADO
2/28	
3/7	

COUGAR NOTES

GAME INFORMATION - AT OREGON STATE

The Cougs play their final regular season road contest Monday in Corvallis in the first of back-to-back contests against Oregon State. The game Monday is a rescheduled contest from a previously postponed game due to Covid-19 protocols. Last season the Cougs and the Beavers split their season series with both teams winning on their home courts.
The series between the two schools is the third longest continuous running rivalries in the country trailing only WSU vs Idaho (1906) and Baylor vs Texs (1908). The two teams have played every year since Feb. 20, 1909 (OSU won 30-16) with the Beavers holding the all-time lead at 175-126.
Last year at Oregon State it was the duo of DJ Rodman (14&7) and Ryan Rapp (15) that led the way in the close loss to the Beavers.

LAST TIME OUT - AT WASHINGTON
UW 78 - WSU 70 | FEB. 26, 2022 | SEATTLE

GAME LEADERS	WSU	UW
Points	Flowers (30)	Brown (25)
Rebounds	Roberts/Gueye (7)	Roberts/Matthews (8)
Assists	Flowers/Gueye (4)	Davis (5)

Period by Period Scoring	1st	2nd	TOT
WSU	34	36	70
WASH	28	50	78

The Cougs fell for the first time in Seattle in three seasons as the Huskies came back from six down at the break to earn the split in the Boeing Apple Cup Series. The Cougs dropped the contest despite a 30-point outing out of Michael Flowers as the star senior drilled a career high 7 three pointers. The 30 points were a season high for the Cougs in Seattle since CJ Ellebe scored 34 in the 2018-19 season.

NEXT UP

The Cougs and the Beavers face off for a second time in the penultimate game of the regular season Thursday night in Pullman. Aftre finishing off the back-to-back with the Beavers the Cougs finish off the regular season against Oregon Saturday on CBS. WSU is looking for revenge after a suffering a tough three-point loss to the Ducks in Eugene just a few weeks prior. In the game Michael Flowers went for 23 points and nearly single-handedly brought the Cougs back from down 9 in the last minute, hitting back-to-back threes before the game-tying attempt rattled out in the final seconds.

DISHON JACKSON RETURNS

After 10 games and over a month on the bench due to an eye injury suffered at Utah, sophomore center Dishon Jackson returned to the court and proved an immediate impact at #17 USC Feb. 20. In all he would play a season high 24 minutes off the bench finishing with five points, four rebounds, and three blocks (a career best in a Pac-12 game). Against Washington he would add 8 points and 2 rebounds in 11 minutes off the bench.
In the 10 games without Dishon the Cougs struggled on the glass getting outrebounded by 2.1 (36.6 to 34.5) while before his eye injury the Cougs were +5.9 on the glass.
It three games back the Cougs have won the rebounding battle against USC and UW (twice).

BOMBS AWAY

Entering the week the Cougs continue their perch atop of the Pac-12 as the top three-point shooting team leading the way with 8.9 3ptFG per game (47th in the country) on 25.7 3ptFGA per game (57th in the country). The Cougs are shooting 33.3% from deep on the year.
On the year the Cougs have made 10+ three-pointers on 12 occassions going 9-3 in those contests.
Super senior Michael Flowers leads the attack at 2.8 3ptFG per game while Tyrell Roberts if fifth in the Pac as 2.2 per game.
At USC on Feb. 20, the Cougs drilled 15 of 31 from deep. The 15 tied for the 4th most in program history and the most in the Kyle Smith Era.
Flowers posted a season high and career high 7 three-pointers in the loss at Washington.

FLOWERS AT THE HELM

Known for his scoring after posting 21.0 ppg at South Alabama last season, senior year transfer Michael Flowers has proven he is much more than a hired gun for the Cougs as the fifth-year guard has done a little bit of everything for the Cougs. Flowers opened his WSU career by posting 9 points, 11 rebounds, and 6 assists in the season opener. The 11 rebounds were the most for a Coug in an opener since Robert Franks nabbed 11 in the 2018-19 tip-off game while it was also the most rebounds for a Coug guard since Isaac Bonton posted 12 against Incarnate Word Dec. 21, 2019.
He posted the Cougs' first 30-point game of the year at Washington while tying a career high with 7 made three-pointers.
Flowers has averaged a team-best 13.9 points to go with 3.4 rebounds and 3.2 assists per game.
He is 1st in the Pac in 3pt shooting at 2.8 per game on 38.2% shooting. He has a True Shooting% of 56.3%.
Flowers has hit at least one three-pointer in 33 straight games dating back to his time at South Alabama.
He has posted an offensive rating of 118.5.
Of eligible FT shooters Flowers is 1st in the Pac-12 at 87.0% (66-77).
Reocrd book watch - 79 3ptFG, 6th all-time | Next up 5th, Thomas Kelati (2005), 81, 4th, Eddie Hill (1994), 83

GUEYE MAKING A NAME FOR HIMSELF

In a season in which he should be a senior in high school, freshman Mouhamed Gueye has made a name for himself in the Pac-12 as a three-time conference Freshman of the Week.
Overall, the young forward has posted a team-best three double-doubles on the year including his first Pac-12 double-double with 16 points and 11 rebounds against Stanford Jan. 13. He would go for 12 & 11 against ASU Feb. 12.
Gueye would score 25 points in his first Apple Cup game, the most for a Coug freshman in a Pac-12 game since CJ Elleby scored 26 vs UW in 2018-19. He added 10 & 7 in game two in Seattle.
Overall, Gueye is averaging 7.8 points (2nd among Pac freshmen) and 5.5 rebounds per game and has been stellar on both ends nabbing 17.2% of defensive chances while grabbing 9.4% on the offensive end. 11 times on the year Gueye has led the Cougs in rebounding.
The big 6-11 forward has found his outside stroke as well hitting 5-of-16 (31.3%) in Pac-12 play.
Freshman Record Book Watch:
25 steals - 10th, Keith Morrison (1983) 27 steals
25 blocks, T5th - 4th, Robbie Cowgill (2005) 27 blocks
153 rebounds, 6th - 5th, Stuart House (1977) 167 rebounds

BENNETT BALL BACK ON THE PALOUSE

Harkening back to the era of the Bennetts the Cougs have put their stock on their defense. In total, the Cougs have allowed just 63.8 points per game and are 23rd in the country in defensive rating at 94.2 per 100 possessions. (DI average of 103.8)
WSU enters the week allowing an effective FG% of 47.1% (55th in the DI).
The Cougs rank 42nd in 2-ptFG% allowing teams to shoot 46.4%.
WSU became the first Pac-12 team since Utah in 2014-15 to hold multiple conference opponents under 45 points in the same season (29 at ASU, 43 vs Colorado). The last time the Cougs achieved the feat was in 2005-06 when they held the Bay Area schools under 45 in the same weekend in Pullman.

ABOGIDI RISING

Forced to adjust to a knee injury suffered over the summer while training with Team Nigeria, sophomore Efe Abogidi has begun to find his rhythm on the floor, looking like the explosive problem on both ends of the floor Coug fans grew to love last season. Abogidi has scored in double-figures seven times on the year. Abogidi recorded his first double-double of the year to start 2022 going for 16 points and 10 rebounds at Colorado. At Cal he would go one better finishing with 17 points, 11 rebounds, 2 blocks, and 4 steals. He had a monster game vs UW in Pullman going for a career-best 21 points and 14 rebounds (10 o-boards). Defensively he leads the way with a defensive rating of 89.6.

COUGAR **NOTES** CONTINUED

ALL OR NOTHING
In an up and down season for the Cougs, it has been all or nothing as WSU has won its 15 contests by a total of 258 points (+17.7) while in 13 losses the Cougs have fallen by 79 points (-5.9 overall and -7.2 in the second half).
In wins WSU is shooting 45.7% from the field including 36.9% from deep while holding opponents to 36.6% from the field and 28.7% from deep.
In losses WSU is shooting 34.3% from the field including 29.9% from deep while opponents shot 46.9% from the field and 37.7% from deep.
The biggest difference for the Cougs comes from the young duo of Efe Abogidi and Mouhamed Gueye as the two combined for 18.9 ppg (57.9% FG%) and 12.8 rpg in wins while dropping to 10.5 ppg (39.0% FG%)and 9.3 rpg in losses. In addtion, the Cougs star wing, Noah Williams has seen his efficiency dip from 37.3% shooting in wins to 28.7% shooting in losses.
On the wings the sharpshooting duo of Andrej Jakimovski and DJ Rodman combined to go 40-84 (47.1%) from deep in wins to just 14-59 (23.7%) in losses.

FREE THROW EXCELLENCE
Known for his ability to hit shots, junior Tyrell Roberts saw his historic free throw streak come to an end in the final non-con game of the year after hitting a program record 25-consecutive FTs to begin his WSU career. His 25 straight ranks as the third longest streak in program history short only of the record 31 done twice, last by Josh Hawkinson in 2015.
On the year Roberts would be top-5 in the country having hit 35 of 37 from the line (94.6%).
In addition to Roberts, the Cougs have shot 74.7% from the line as a team. WSU's all-time record is 76.9% set in 2008-09.
Michael Flowers has been excellent going 67-for-77 (87.0% - 1st in the Pac-12 in players who have take 2FT per game).

COUGS STRUGGLING TO STAY AT FULL HEALTH
In the heart of the conference schedule the Cougs were dealt a blow to their depth losing center Dishon Jackson and guard Jefferson Koulibaly. The Cougs have had just two games in Pac-12 play with a full compliment of players, that being the first two conference games played in December.
Jackson missed the last 10 games with an eye injury sustained early on the road at Utah (Jan. 8) before returning to the court Feb. 20 at USC.
Koulibaly stepped away from the team in February.
Most recently, starting wing TJ Bamba missed the Cougs games in LA and against UW with a knee injury suffered at Oregon Feb. 14. He returned at UW Saturday.

JAKIMOVSKI THE MACEDONIAN SNIPER
Finding his groove after off season surgery, sophomore Andrej Jakimovski has proven to be one of the Cougs' top snipers as the second-year forward is 35-of-86 (40.7% - 6th in the Pac-12). Over 60% of his shots have come from behind the arc.
The sophomore posted his first career double-double against Boise State (11p/12r). He scored a season-high 16 in the win over Cal while going for a double-double, 14&10, against Colorado. He would add a third double-double at #17 USC when he posted 10&11.
For his career, Jakimovski is 68-of-188 (36.2%) from deep.

ROBERTS AN IMPACT PLAYER
After transferring to WSU from DII UC San Diego (and after sitting out the 2020-21 season), Tyrell Roberts has showed off the skills that made him a DII All-American early in his Coug career.
Roberts has scored in double-digits in 15 games including six of the last 10, leading the team in scoring nine times. overall. He recorded his first 20+ point game against EWU scoring 23 points to lead the Cougs including hitting 8-of-8 from the line. He added a career high and team season high 25 points at Colorado to begin 2022.
His 10.7 ppg is second on the team.
Roberts has gone 35-for-37 (94.6%) from the line, setting the record for consecutive FT to start a career with 25 makes.
He grabbed a career high 7 rebounds at Oregon and again at Washington marking the first two times in his career leading the team in rebounding.

WILLIAMS MAKING HIS MARK DEFENSIVELY
In his third season on the Palouse junior Noah WIlliams has made his mark at WSU through his defense as star wing enters the week just inside the top-15 in career steals with 102. He is 14th all-time at WSU passing DaVonte Lacy - Next up are #13 Terry Kelly, 107 | #12 Bryan Rison, 119
Last season Williams led the Pac-12 in steals with 42, 7th most in a season for a Coug sophomore.
This season he leads the way for WSU at 1.1 per game with 29 total steals.
In addition to his defense, Williams continues to be one of the Cougs best offensive weapons as he is averaging 10.2 points to go along with 3.5 rebounds per game.

BLOCK PARTY
Using their size and length to disrupt shots, the Cougs have hosted a block party in Beasley hosted by sophomores Efe Abogidi and Dishon Jackson as well as freshman Mouhamed Gueye. As a team the Cougs rank 72nd in the country, with 4.2 blocks per game. That team mark is bolstered by Abogidi who ranks 70th individually at 1.61 blocks per game and Jackson at 1.1 followed by Gueye at 0.89.
More impressively, Abogidi has come up with a block rate of 9.1% when on the floor while Jackson rates at 7.7% and Gueye at 4.4%.
Abogidi posted a career-best 6 blocks against UCSB - the first Coug since Valentine Izundu's 6 vs Idaho State (11/20/15). Last season, Abogidi blocked 36 shots the second best for a Coug freshman.
Jackson joined Abogidi in the club with a career best 5 blocks against EWU Nov. 27.

BLOCK PARTY - PART 2 ABOGIDI CLIMBING THE RECORD BOOKS
In just his second year at WSU, sophomore Efe Abogidi is has begun his ascent up the all-time list for blocked shots (which started being tracked in 1976).
Career blocks - 81, 15th overall - Next up 14th, Marcus Capers, 82 | 13th, Ivory Clark, 84
Sophomore season blocks - 2nd, 45 - Next up 1st, DeAngelo Casto, 67
Overall season blocks - T9th, 45 - Next up 8th, Todd Anderson, 47 | 7th, Valentine Izundu, 50

RODMAN COMING INTO HIS OWN
Always efficient and one of the Cougs' best +/- players in his first two years, junior DJ Rodman has taken the next step forward coming off the bench for WSU as a super sub. Rodman leads the team in offensive rating at 124.8 (45th best in DI for all usage players).
Rodman put up a career outing against Northern Colorado in which he posted 21 points and 10 rebounds for his first double-double.
He is shooting 43.9% from the field while hitting 32.8% from deep (19-of-58).
Averaging 3.8 rebounds, Rodman on the offensive end has grabbed 44 o-rebs grabbing 8.8% of the chances.

A DEFENSIVE NIGHT FOR THE BOOKS
Opening Pac-12 play against ASU the Cougs put together arguably the greatest defensive performance in the history of the program holding the Sun Devils to just 29 points on 21.1% shooting in Tempe. In the game WSU allowed the fewest points in a conference game in program history (59-37 win at Cal, 1/14/88). It was the fewest points since holding Mississippi Valley State to 25 points in a 76-25 season-opening win (11/15/08) and just eighth time since 1940 the Cougs have held a team under 30. While it was the first time WSU held an opponent under 40 points since holding Idaho State to 39 (12/29/12). It was the ASU's lowest point total since 1946. The 21.1 field goal pct. was the lowest FG pct. allowed since holding Oregon to 20.8 (2/12/08).

AN OFFENSIVE NIGHT TO REMEMBER
Taking on Idaho in the 277th edition of the Battle of the Palouse, the Cougs put on an offensive clinic in the new ICCU Arena dropping 109 points on the Vandals in the most lopsided victory in the 125-year rivalry. WSU shot 60.6% a season-high and the best performance since shooting 60.8% (18-30) vs. UTSA at Pullman, Dec. 6, 2014. In doing so the Cougs hit 40 field goals, the most since going 40-63 vs. UCLA at Pullman, Jan. 4, 2003. In the game the Cougs saw six players hit double-figures for the first time since at Colorado March 7, 2015.
The 109 points was the first 100+ point performance for the Cougs since 2018 and the most points scored since dropping 114 vs Grambling State on 12/29/98. It was the third 100+ point performance all-time against the Vandals and first since 1966.

WILLIAMS, ABOGIDI EARN PRESEASON ALL-PAC-12 RECOGNITION
Junior Noah Williams was named to Preseason All-Pac-12 First Team honors. Williams was the first Coug to be named to the preseason first team since CJ Elleby earned the award during its inaugural season in 2019. Williams finished the regular season leading the team in total points with 381 while scoring 14.1 points per game, 14th in the conference and an eight-point jump from his freshman season. He showed off his elite scoring in the most epic weekend of action against Cal and Stanford as the then second-year guard scored a program record 72 points over the weekend and earned both Pac-12 and National Player of the Week honors, just the third in program history.
Sophomore Efe Abogidi was named a Preseason All-Pac-12 Honorable Mention following his stellar freshman campaign in 2020-21. The high-flying forward capped off his first chapter at WSU with a selection to the Pac-12 All-Freshman team and was one of two Cougars to play in and start all 27 games while averaging 8.9 ppg, 7.2 rpg and 1.3 bpg. He finished the year fourth in the Pac-12 in rebounding (7.3 pg) and fifth in defensive rebounding (4.9pg) while his 1.3 bpg ranked sixth in the conference and tied for the best mark for a Coug freshman in program history.

PRESEASON POLL
The Cougars were picked to finish 8th in the preseason media poll in a vote by 34 media members who cover the league. UCLA was nearly-unanimously selected as the preseason conference favorite and the Oregon was a distant second. The selection was the Cougs' highest in the Pac-12 era and highest since the Cougs were selected fifth in the 2010-11 Pac-10 poll.

0

EFE**ABOGIDI**

6-10 | SOPHOMORE | FORWARD | DELTA STATE, NIGERIA

2021-22 GAME-BY-GAME STATISTICS

DATE	OPPONENT	GS	MIN	FGM/A	%	3FG/A	%	FTM/A	%	OFF	DEF	TOT	AVG	PF	AST	T/O	BLK	STL	PTS	PPG
11/09/21	ALCORN		23	3-5	.600	0-2	.000	3-3	1.000	3	4	7	7.0	2	0	1	2	1	9	9.0
11/12/21	SEATTLE U	*	15	0-3	.000	0-1	.000	2-4	.500	1	1	2	4.5	1	0	2	4	0	2	5.5
1/15/21	UCSB	*	29	6-7	.857	0-0	.000	6-7	.857	2	6	8	5.7	2	2	0	6	2	18	9.7
11/18/21	AT IDAHO	*	17	5-6	.833	0-0	.000	2-2	1.000	1	4	5	5.5	2	1	1	1	0	12	10.3
11/22/21	WINTHROP	*	12	2-4	.500	0-0	.000	0-0	.000	3	1	4	5.2	4	0	0	0	0	4	9.0
11/27/21	EASTERN WASH.	*	13	1-6	.167	0-0	.000	1-2	.500	3	1	4	5.0	2	0	0	0	0	3	8.0
12/01/21	AT ARIZONA ST.		16	2-3	.667	0-1	.000	0-0	.000	2	4	6	5.1	2	1	2	0	0	4	7.4
12/04/21	USC	*	23	3-4	.750	1-1	1.000	0-0	.000	3	2	5	5.1	2	1	1	3	0	7	7.4
12/08/21	WEBER ST.	*	20	3-5	.600	0-0	.000	0-0	.000	1	4	5	5.1	1	1	2	1	0	6	7.2
12/11/21	VS SOUTH DAKOTA ST.	*	19	1-2	.500	0-0	.000	2-2	1.000	0	5	5	5.1	1	0	2	2	0	4	6.9
12/15/21	NEW MEXICO ST.	*	28	4-6	.667	0-1	.000	3-5	.600	3	4	7	5.3	3	0	3	1	1	11	7.3
12/18/21	NORTHERN COLO.		22	4-5	.800	0-0	.000	4-4	1.000	3	1	4	5.2	3	1	1	2	1	12	7.7
12/22/21	VS BOISE ST.		11	0-0	.000	0-0	.000	0-0	.000	0	2	2	4.9	0	0	0	1	1	0	7.1
01/06/22	AT COLORADO		24	6-6	1.000	0-0	.000	4-6	.667	4	6	10	5.3	5	1	0	0	1	16	7.7
01/08/22	AT UTAH	*	19	1-2	.500	0-0	.000	4-4	1.000	0	5	5	5.3	3	2	0	0	2	6	7.6
01/13/22	STANFORD	*	12	1-2	.500	0-1	.000	0-0	.000	1	1	2	5.1	1	1	2	0	0	2	7.3
01/15/22	CALIFORNIA	*	24	4-8	.500	0-1	.000	1-2	.500	2	3	5	5.1	4	1	1	2	1	9	7.4
01/26/22	UTAH		19	2-3	.667	0-0	.000	2-2	1.000	3	5	8	5.2	4	0	2	2	0	6	7.3
01/30/22	COLORADO	*	25	4-8	.500	1-3	.333	0-0	.000	7	4	11	5.5	1	0	0	2	1	9	7.4
02/03/22	AT STANFORD	*	28	2-4	.500	1-2	.500	4-6	.667	1	4	5	5.5	3	0	0	3	1	9	7.5
02/05/22	AT CALIFORNIA	*	33	5-9	.556	0-1	.000	7-8	.875	4	7	11	5.8	0	0	1	2	4	17	7.9
02/10/22	ARIZONA	*	28	3-13	.231	1-5	.200	2-3	.667	2	4	6	5.8	1	1	0	2	2	9	8.0
02/12/22	ARIZONA ST.	*	14	0-2	.000	0-0	.000	0-0	.000	2	4	6	5.8	2	0	4	1	1	0	7.6
02/14/22	AT OREGON	*	19	2-6	.333	0-3	.000	0-1	.000	3	3	6	5.8	3	0	2	2	0	4	7.5
02/17/22	AT UCLA	*	17	0-5	.000	0-2	.000	0-0	.000	0	3	3	5.7	3	0	2	1	0	0	7.2
02/20/22	AT USC	*	15	0-4	.000	0-1	.000	0-0	.000	0	1	1	5.5	2	1	2	1	0	0	6.9
02/23/22	WASHINGTON	*	32	7-9	.778	0-0	.000	7-8	.875	10	4	14	5.8	1	0	0	2	1	21	7.4
02/26/22	AT WASHINGTON	*	19	2-4	.500	0-0	.000	0-0	.000	1	1	2	5.7	0	0	1	2	3	4	7.3
TOTAL			**576**	**73-141**	**.518**	**4-25**	**.160**	**54-69**	**.783**	**65**	**94**	**159**	**5.7**	**58**	**14**	**32**	**45**	**23**	**204**	**7.3**

CAREER/SEASON HIGHS

Minutes	
Career	48 vs Stanford, 2/20/21
Season	33 at Cal, 2/25/22
Pac-12	48 vs Stanford, 2/20/21
Points	
Career	21 vs Washington, 2/23/22
Season	21 vs Washington, 2/23/22
Pac-12	21 vs Washington, 2/23/22
Field Goals Made	
Career	7 vs Washington, 2/23/22
Season	7 vs Washington, 2/23/22
Pac-12	7 vs Washington, 2/23/22
Field Goal Attempts	
Career	10 (three times) vs Cal, 2/18/21
Season	9 (twice) vs Washington, 2/23/22
Pac-12	10 (twice) vs Cal, 2/18/21
3-Pt Field Goals Made	
Career	3 (twice) at Stanford, 1/9/21
Season	1 (twice) vs Colorado, 1/30/22
Pac-12	3 (twice) at Stanford, 1/9/21
3-Pt Field Goal Attempts	
Career	6 at Stanford, 1/9/21
Season	5 vs Arizona, 2/10/22
Pac-12	6 at Stanford, 1/9/21
Free Throws Made	
Career	8 vs Arizona, 1/2/21
Season	7 (twice) vs Washington, 2/23/22
Pac-12	8 vs Arizona, 1/2/21
Free Throws Attempted	
Career	9 vs Arizona, 1/2/21
Season	8 (twice) vs Washington, 2/23/22
Pac-12	9 vs Arizona, 1/2/21
Rebounds	
Career	15 vs Montana St., 12/18/20
Season	14 vs Washington, 2/23/22
Pac-12	14 vs Washington, 2/23/22
Assists	
Career	2 (twice) at Utah, 1/8/22
Season	2 (twice) at Utah, 1/8/22
Pac-12	2 at Utah, 1/8/22
Blocks	
Career	6 vs UCSB, 11/15/21
Season	6 vs UCSB, 11/15/21
Pac-12	3 (four times) at Stanford, 2/3/22
Steals	
Career	4 at Cal, 2/25/22
Season	4 at Cal, 2/25/22
Pac-12	4 at Cal, 2/25/22

Most Recent Occurrences Noted

MISC. STATS

Category	Season	Career
Double-Figure Scoring	7	19
Double-Figure Rebounding	4	9
Double-Doubles	3	8
Triple-Doubles	0	0
Led WSU in Scoring	1	3
Led WSU in Rebounding	7	20
20+ Point Games	1	1
30+ Point Games	0	0

CAREER STATS

YEAR	GP	GS	MIN	AVG	FG	FGA	PCT	3FG	3FGA	3PCT	FT	FTA	PCT	OFF	DEF	TOT	AVG	PF	FO	AST	A/G	TO	BLK	STL	PTS	AVG
2020-21	27	27	658	24.4	83	169	.491	15	55	.273	60	74	.811	62	133	195	7.2	75	3	10	0.4	46	36	20	241	8.9
2021-22	28	22	572	20.4	73	141	.518	4	25	.160	54	69	.783	65	94	159	5.7	58	1	14	0.5	32	45	23	204	7.3
TOTAL	55	49	1230	22.4	156	310	.503	19	80	.238	114	143	.797	127	227	354	6.4	133	4	24	0.4	78	81	43	445	8.1

2

TYRELL**ROBERTS**

5-11 | R-JUNIOR | GUARD | SACRAMENTO, CALIF.

2021-22 GAME-BY-GAME STATISTICS

DATE	OPPONENT	GS	MIN	FGM/A	%	3FG/A	%	FTM/A	%	OFF	DEF	TOT	AVG	PF	AST	T/O	BLK	STL	PTS	PPG
11/09/21	ALCORN	*	31	6-12	.500	4-9	.444	0-0	.000	0	0	0	0.0	1	2	2	0	0	16	16.0
11/12/21	SEATTLE U	*	20	4-9	.444	4-8	.500	5-5	1.000	0	1	1	0.5	3	1	0	0	0	17	16.5
11/15/21	UCSB	*	31	4-13	.308	1-5	.200	2-2	1.000	0	3	3	1.3	3	1	3	0	0	11	14.7
11/18/21	AT IDAHO	*	21	0-5	.000	0-4	.000	4-4	1.000	2	1	3	1.8	3	0	0	0	1	4	12.0
11/22/21	WINTHROP	*	30	3-5	.600	3-5	.600	4-4	1.000	0	2	2	1.8	2	1	1	0	0	13	12.2
11/27/21	EASTERN WASH.	*	29	6-13	.462	3-8	.375	8-8	1.000	0	1	1	1.7	5	1	2	0	2	23	14.0
12/01/21	AT ARIZONA ST.	*	30	2-11	.182	2-6	.333	0-0	.000	1	3	4	2.0	1	2	1	0	1	6	12.9
12/04/21	USC	*	17	0-7	.000	0-3	.000	0-0	.000	0	0	0	1.8	2	1	1	0	0	0	11.3
12/08/21	WEBER ST.		21	3-8	.375	1-3	.333	1-1	1.000	0	4	4	2.0	2	5	0	0	0	8	10.9
12/11/21	VS SOUTH DAKOTA ST.		7	0-5	.000	0-4	.000	0-0	.000	1	0	1	1.9	1	0	0	0	0	0	9.8
12/15/21	NEW MEXICO ST.								DNP											
12/18/21	NORTHERN COLO.		26	1-7	.143	0-5	.000	0-0	.000	0	1	1	1.8	3	1	1	0	1	2	9.1
12/22/21	VS BOISE ST.		26	5-16	.313	3-10	.300	3-4	.750	0	3	3	1.9	2	0	3	0	0	16	9.7
01/06/22	AT COLORADO	*	35	9-20	.450	3-10	.300	4-4	1.000	0	3	3	2.0	2	2	2	0	1	25	10.8
01/08/22	AT UTAH	*	30	6-13	.462	5-9	.556	0-1	.000	0	6	6	2.3	2	1	1	0	0	17	11.3
01/13/22	STANFORD		33	4-10	.400	2-6	.333	0-0	.000	0	2	2	2.3	4	4	3	0	2	10	11.2
01/15/22	CALIFORNIA	*	36	2-10	.200	0-4	.000	0-0	.000	0	4	4	2.4	1	5	0	0	0	4	10.8
01/26/22	UTAH	*	30	5-15	.333	3-8	.375	2-2	1.000	0	2	2	2.4	1	2	1	0	1	15	11.0
01/30/22	COLORADO	*	29	4-7	.571	2-4	.500	0-0	.000	0	1	1	2.3	1	4	3	0	2	10	10.9
02/03/22	AT STANFORD	*	32	5-10	.500	2-5	.400	0-0	.000	1	3	4	2.4	1	4	4	0	1	12	11.0
02/05/22	AT CALIFORNIA	*	32	5-13	.385	2-7	.286	0-0	.000	0	0	0	2.3	2	2	2	0	0	12	11.1
02/10/22	ARIZONA	*	29	3-11	.273	2-8	.250	0-0	.000	0	1	1	2.2	2	2	2	0	3	8	10.9
02/12/22	ARIZONA ST.	*	32	5-15	.333	4-11	.364	0-0	.000	1	0	1	2.1	1	1	0	0	0	14	11.0
02/14/22	AT OREGON	*	36	1-11	.091	1-6	.167	0-0	.000	1	6	7	2.3	2	3	1	0	2	3	10.7
02/17/22	AT UCLA	*	26	5-14	.357	4-11	.364	0-0	.000	0	2	2	2.3	1	0	3	0	1	14	10.8
02/20/22	AT USC	*	27	5-12	.417	4-8	.500	2-2	1.000	1	2	3	2.4	4	4	2	0	1	16	11.0
02/23/22	WASHINGTON	*	35	2-6	.333	1-4	.250	0-0	.000	0	2	2	2.3	1	1	1	0	1	5	10.8
02/26/22	AT WASHINGTON	*	30	3-12	.250	1-6	.167	0-0	.000	3	4	7	2.5	3	3	1	0	0	7	10.7
TOTAL			**761**	**98-290**	**.338**	**57-177**	**.322**	**35-37**	**.946**	**11**	**57**	**68**	**2.5**	**56**	**53**	**40**	**0**	**20**	**288**	**10.7**

CAREER/SEASON HIGHS

Minutes	
Career	36 at Oregon, 2/14/22
Season	36 at Oregon, 2/14/22
Pac-12	36 at Oregon, 2/14/22
Points	
Career	25 at Colorado, 1/6/22
Season	25 at Colorado, 1/6/22
Pac-12	25 at Colorado, 1/6/22
Field Goals Made	
Career	9 at Colorado, 1/6/22
Season	9 at Colorado, 1/6/22
Pac-12	9 at Colorado, 1/6/22
Field Goal Attempts	
Career	20 at Colorado, 1/6/22
Season	20 at Colorado, 1/6/22
Pac-12	20 at Colorado, 1/6/22
3-Pt Field Goals Made	
Career	5 at Utah, 1/8/22
Season	5 at Utah, 1/8/22
Pac-12	5 at Utah, 1/8/22
3-Pt Field Goal Attempts	
Career	11 vs ASU, 2/12/22
Season	11 vs ASU, 2/12/22
Pac-12	11 vs ASU, 2/12/22
Free Throws Made	
Career	8 vs EWU, 11/27/21
Season	8 vs EWU, 11/27/21
Pac-12	4 at Colorado, 1/6/22
Free Throws Attempted	
Career	8 vs EWU, 11/27/21
Season	8 vs EWU, 11/27/21
Pac-12	4 at Colorado, 1/6/22
Rebounds	
Career	7 (twice) at Washington, 2/26/22
Season	7 (twice) at Washington, 2/26/22
Pac-12	7 (twice) at Washington, 2/26/22
Assists	
Career	5 (twice) vs Cal, 1/15/22
Season	5 (twice) vs Cal, 1/15/22
Pac-12	5 vs Cal, 1/15/22
Blocks	
Career	-
Season	-
Pac-12	-
Steals	
Career	3 vs Arizona, 2/10/22
Season	3 vs Arizona, 2/10/22
Pac-12	3 vs Arizona, 2/10/22

Most Recent Occurrences Noted

MISC. STATS

Category	Season	Career
Double-Figure Scoring	16	16
Double-Figure Rebounding	0	0
Double-Doubles	0	0
Triple-Doubles	0	0
Led WSU in Scoring	10	10
Led WSU in Rebounding	2	2
20+ Point Games	2	2
30+ Point Games	0	0

CAREER STATS

YEAR	GP	GS	MIN	AVG	FG	FGA	PCT	3FG	3FGA	3PCT	FT	FTA	PCT	OFF	DEF	TOT	AVG	PF	FO	AST	A/G	TO	BLK	STL	PTS	AVG
2021-22	27	22	762	28.2	98	290	.338	57	177	.322	35	37	.946	11	57	68	2.5	56	1	53	2.0	40	0	20	288	10.7
TOTAL	27	22	762	28.2	98	290	.338	57	177	.322	35	37	.946	11	57	68	2.5	56	1	53	2.0	40	0	20	288	10.7

5

TJ BAMBA

6-5 | SOPHOMORE | GUARD | BRONX, N.Y.

2021-22 GAME-BY-GAME STATISTICS

DATE	OPPONENT	GS	MIN	FGM/A	%	3FG/A	%	FTM/A	%	OFF	DEF	TOT	AVG	PF	AST	T/O	BLK	STL	PTS	PPG
11/09/21	ALCORN		15	2-3	.667	2-3	.667	5-6	.833	0	0	0	0.0	0	1	1	1	0	11	11.0
11/12/21	SEATTLE U		26	2-7	.286	2-4	.500	2-4	.500	5	4	9	4.5	3	2	0	1	0	8	9.5
11/15/21	UCSB		18	1-6	.167	0-3	.000	2-2	1.000	1	1	2	3.7	2	1	1	1	1	4	7.7
11/18/21	AT IDAHO		23	4-6	.667	1-3	.333	2-2	1.000	1	4	5	4.0	0	1	1	0	1	11	8.5
11/22/21	WINTHROP		18	3-6	.500	1-2	.500	1-2	.500	1	2	3	3.8	0	0	1	0	2	8	8.4
11/27/21	EASTERN WASH.								DNP											
12/01/21	AT ARIZONA ST.		12	0-4	.000	0-2	.000	0-2	.000	1	1	2	3.5	0	0	2	0	1	0	7.0
12/04/21	USC		21	3-5	.600	3-3	1.000	0-0	.000	0	4	4	3.6	4	1	2	0	3	9	7.3
12/08/21	WEBER ST.	*	24	6-9	.667	2-3	.667	0-0	.000	0	2	2	3.4	3	1	3	1	0	14	8.1
12/11/21	VS SOUTH DAKOTA ST.	*	38	7-15	.467	2-8	.250	3-4	.750	2	3	5	3.6	1	0	0	2	0	19	9.3
12/15/21	NEW MEXICO ST.	*	29	3-11	.273	2-7	.286	3-4	.750	2	3	5	3.7	3	0	4	1	3	11	9.5
12/18/21	NORTHERN COLO.	*	17	1-4	.250	0-1	.000	0-0	.000	0	5	5	3.8	2	0	1	0	1	2	8.8
12/22/21	VS BOISE ST.	*	16	0-4	.000	0-1	.000	0-0	.000	1	1	2	3.7	5	0	2	0	0	0	8.1
01/06/22	AT COLORADO	*	28	5-10	.500	2-4	.500	2-4	.500	0	3	3	3.6	2	2	2	0	2	14	8.5
01/08/22	AT UTAH	*	15	2-8	.250	1-5	.200	0-0	.000	1	1	2	3.5	3	0	2	0	0	5	8.3
01/13/22	STANFORD	*	36	3-7	.429	0-2	.000	2-3	.667	1	4	5	3.6	3	0	1	1	3	8	8.3
01/15/22	CALIFORNIA	*	17	3-6	.500	1-1	1.000	0-1	.000	2	3	5	3.7	1	0	0	0	2	7	8.2
01/26/22	UTAH		16	2-3	.667	1-2	.500	5-5	1.000	3	1	4	3.7	0	0	0	0	0	10	8.3
01/30/22	COLORADO								DNP											
02/03/22	AT STANFORD		9	0-1	.000	0-1	.000	0-0	.000	1	1	2	3.6	3	0	0	0	0	0	7.8
02/05/22	AT CALIFORNIA		12	0-2	.000	0-1	.000	0-0	.000	0	0	0	3.4	2	1	1	0	0	0	7.4
02/10/22	ARIZONA	*	24	1-6	.167	0-2	.000	0-0	.000	0	5	5	3.5	2	2	0	0	2	2	7.2
02/12/22	ARIZONA ST.	*	26	2-7	.286	1-2	.500	4-4	1.000	2	1	3	3.5	3	3	0	0	0	9	7.2
02/14/22	AT OREGON	*	15	2-5	.400	0-1	.000	2-2	1.000	4	3	7	3.6	2	1	2	0	0	6	7.2
02/17/22	AT UCLA								DNP											
02/20/22	AT USC								DNP											
02/23/22	WASHINGTON								DNP											
02/26/22	AT WASHINGTON		9	0-2	.000	0-1	.000	2-2	1.000	1	0	1	3.5	3	0	1	0	0	2	7.0
TOTAL			**464**	**52-137**	**.380**	**21-62**	**.339**	**35-47**	**.745**	**29**	**52**	**81**	**3.5**	**47**	**16**	**27**	**8**	**21**	**160**	**7.0**

CAREER/SEASON HIGHS

Minutes
Career — 38 vs SDSU, 12/11/21
Season — 38 vs SDSU, 12/11/21
Pac-12 — 36 vs Stanford, 1/13/22

Points
Career — 19 vs SDSU, 12/11/21
Season — 19 vs SDSU, 12/11/21
Pac-12 — 14 (twice) at Colorado, 1/6/22

Field Goals Made
Career — 7 vs SDSU, 12/11/21
Season — 7 vs SDSU, 12/11/21
Pac-12 — 5 (twice) at Colorado, 1/6/22

Field Goal Attempts
Career — 15 vs SDSU, 12/11/21
Season — 15 vs SDSU, 12/11/21
Pac-12 — 10 at Colorado, 1/6/22

3-Pt Field Goals Made
Career — 3 (three times) vs USC, 12/4/21
Season — 3 vs USC, 12/4/21
Pac-12 — 3 (three times) vs USC, 12/4/21

3-Pt Field Goal Attempts
Career — 8 vs SDSU, 12/11/21
Season — 8 vs SDSU, 12/11/21
Pac-12 — 5 at Utah, 1/8/22

Free Throws Made
Career — 8 vs Portland St., 12/13/20
Season — 5 (twice) vs Utah, 1/26/22
Pac-12 — 5 vs Utah, 1/26/22

Free Throws Attempted
Career — 11 vs Portland St., 12/13/20
Season — 6 vs Alcorn State, 11/9/21
Pac-12 — 5 vs Utah, 1/26/22

Rebounds
Career — 9 vs Seattle U, 11/12/21
Season — 9 vs Seattle U, 11/12/21
Pac-12 — 7 at Oregon, 2/14/22

Assists
Career — 3 (twice) vs ASU, 2/12/22
Season — 3 vs ASU, 2/12/22
Pac-12 — 3 vs ASU, 2/12/22

Blocks
Career — 2 vs SDSU, 12/11/21
Season — 2 vs SDSU, 12/11/21
Pac-12 — 1 (three times) vs Stanford, 1/13/22

Steals
Career — 3 (four times) vs Stanford, 1/13/22
Season — 3 (three times) vs Stanford, 1/13/22
Pac-12 — 3 (twice) vs Stanford, 1/13/22

Most Recent Occurrences Noted

MISC. STATS

Category	Season	Career
Double-Figure Scoring	7	11
Double-Figure Rebounding	0	0
Double-Doubles	0	0
Triple-Doubles	0	0
Led WSU in Scoring	0	1
Led WSU in Rebounding	2	3
20+ Point Games	0	0
30+ Point Games	0	0

CAREER STATS

YEAR	GP	GS	MIN	AVG	FG	FGA	PCT	3FG	3FGA	3PCT	FT	FTA	PCT	OFF	DEF	TOT	AVG	PF	FO	AST	A/G	TO	BLK	STL	PTS	AVG
2020-21	23	4	314	13.7	34	70	.486	12	20	.600	17	23	.739	8	29	37	1.6	36	0	14	0.6	31	2	10	97	4.2
2021-22	23	12	466	20.3	52	137	.380	21	62	.339	35	47	.745	29	52	81	3.5	47	1	16	0.7	27	8	21	160	7.0
TOTAL	46	16	780	17.0	86	207	.415	33	82	.402	52	70	.743	37	81	118	2.6	83	1	30	0.7	58	10	31	257	5.6

11

DJ**RODMAN**

6-6 | JUNIOR | FORWARD | NEWPORT BEACH, CALIF.

2021-22 GAME-BY-GAME STATISTICS

DATE	OPPONENT	GS	MIN	FGM/A	%	3FG/A	%	FTM/A	%	OFF	DEF	TOT	AVG	PF	AST	T/O	BLK	STL	PTS	PPG
11/09/21	ALCORN		7	0-1	.000	0-1	.000	0-0	.000	1	1	2	2.0	2	0	0	0	0	0	0.0
11/12/21	SEATTLE U		5	1-1	1.000	0-0	.000	0-0	.000	1	0	1	1.5	2	0	0	0	0	2	1.0
11/15/21	UCSB		20	2-3	.667	0-0	.000	0-0	.000	1	1	2	1.7	0	0	0	0	0	4	2.0
11/18/21	AT IDAHO		19	3-6	.500	1-3	.333	1-2	.500	2	2	4	2.3	0	5	0	0	1	8	3.5
11/22/21	WINTHROP		15	3-5	.600	0-2	.000	3-4	.750	1	1	2	2.2	1	0	0	0	0	9	4.6
11/27/21	EASTERN WASH.	*	32	1-6	.167	0-3	.000	2-2	1.000	4	4	8	3.2	1	1	1	0	0	4	4.5
12/01/21	AT ARIZONA ST.		15	1-3	.333	0-1	.000	1-2	.500	3	1	4	3.3	0	0	0	0	0	3	4.3
12/04/21	USC		19	2-4	.500	0-1	.000	1-1	1.000	4	0	4	3.4	0	1	1	0	0	5	4.4
12/08/21	WEBER ST.		19	5-5	1.000	4-4	1.000	0-0	.000	1	3	4	3.4	3	1	0	0	0	14	5.4
12/11/21	VS SOUTH DAKOTA ST.		24	2-4	.500	1-3	.333	2-2	1.000	2	1	3	3.4	3	1	0	0	1	7	5.6
12/15/21	NEW MEXICO ST.	*	28	1-6	.167	0-5	.000	0-0	.000	2	1	3	3.4	4	1	2	0	0	2	5.3
12/18/21	NORTHERN COLO.		24	7-13	.538	6-11	.545	1-2	.500	3	7	10	3.9	3	2	0	0	0	21	6.6
12/22/21	VS BOISE ST.		22	0-0	.000	0-0	.000	0-0	.000	1	3	4	3.9	5	0	0	1	1	0	6.1
01/06/22	AT COLORADO		17	2-3	.667	1-2	.500	1-1	1.000	2	3	5	4.0	2	0	3	0	1	6	6.1
01/08/22	AT UTAH		20	1-6	.167	1-4	.250	0-0	.000	2	2	4	4.0	0	2	2	1	0	3	5.9
01/13/22	STANFORD								DNP											
01/15/22	CALIFORNIA								DNP											
01/26/22	UTAH		14	0-1	.000	0-1	.000	0-0	.000	4	0	4	4.0	0	0	0	0	0	0	5.5
01/30/22	COLORADO		27	2-3	.667	0-1	.000	0-0	.000	2	3	5	4.1	2	0	0	2	1	4	5.4
02/03/22	AT STANFORD		21	4-5	.800	1-2	.500	0-0	.000	0	2	2	3.9	2	1	1	0	1	9	5.6
02/05/22	AT CALIFORNIA		21	2-5	.400	1-3	.333	0-0	.000	0	0	0	3.7	0	2	0	0	0	5	5.6
02/10/22	ARIZONA		19	1-2	.500	0-1	.000	0-0	.000	2	0	2	3.7	1	0	1	0	0	2	5.4
02/12/22	ARIZONA ST.		16	0-1	.000	0-1	.000	0-0	.000	1	0	1	3.5	0	1	0	0	0	0	5.1
02/14/22	AT OREGON		25	1-3	.333	1-2	.500	0-0	.000	2	4	6	3.6	3	2	0	1	0	3	5.0
02/17/22	AT UCLA		30	1-4	.250	1-3	.333	6-7	.857	0	2	2	3.6	2	1	0	1	0	9	5.2
02/20/22	AT USC		33	1-5	.200	1-3	.333	0-0	.000	2	6	8	3.8	2	1	1	1	2	3	5.1
02/23/22	WASHINGTON		19	0-1	.000	0-0	.000	2-2	1.000	0	5	5	3.8	3	4	1	0	2	2	5.0
02/26/22	AT WASHINGTON		20	0-2	.000	0-1	.000	2-2	1.000	1	4	5	3.8	2	0	2	0	1	2	4.9
TOTAL			**531**	**43-98**	**.439**	**19-58**	**.328**	**22-27**	**.815**	**44**	**56**	**100**	**3.8**	**43**	**26**	**15**	**7**	**11**	**127**	**4.9**

CAREER/SEASON HIGHS

Minutes	
Career	41 vs Stanford, 2/20/21
Season	32 vs EWU, 11/27/21
Pac-12	41 vs Stanford, 2/20/21
Points	
Career	21 vs Northern Colorado, 12/18/21
Season	21 vs Northern Colorado, 12/18/21
Pac-12	14 at Oregon St., 2/6/21
Field Goals Made	
Career	7 vs Northern Colorado, 12/18/21
Season	7 vs Northern Colorado, 12/18/21
Pac-12	5 (twice) at Oregon St., 2/6/21
Field Goal Attempts	
Career	13 vs Northern Colorado, 12/18/21
Season	13 vs Northern Colorado, 12/18/21
Pac-12	10 at Oregon St., 2/6/21
3-Pt Field Goals Made	
Career	6 vs Northern Colorado, 12/18/21
Season	6 vs Northern Colorado, 12/18/21
Pac-12	4 at Oregon St., 2/6/21
3-Pt Field Goal Attempts	
Career	11 vs Northern Colorado, 12/18/21
Season	11 vs Northern Colorado, 12/18/21
Pac-12	7 at Oregon St., 2/6/21
Free Throws Made	
Career	6 at UCLA, 2/17/22
Season	6 at UCLA, 2/17/22
Pac-12	6 at UCLA, 2/17/22
Free Throws Attempted	
Career	7 at UCLA, 2/17/22
Season	7 at UCLA, 2/17/22
Pac-12	7 at UCLA, 2/17/22
Rebounds	
Career	10 vs Northern Colorado, 12/18/21
Season	10 vs Northern Colorado, 12/18/21
Pac-12	8 at USC, 2/20/22
Assists	
Career	5 at Idaho, 11/18/21
Season	5 at Idaho, 11/18/21
Pac-12	4 vs Washington, 2/23/22
Blocks	
Career	2 vs Colorado, 1/30/22
Season	2 vs Colorado, 1/30/22
Pac-12	2 vs Colorado, 1/30/22
Steals	
Career	2 (four times) vs Washington, 2/23/22
Season	2 (three times) vs Washington, 2/23/22
Pac-12	2 (four times) vs Washington, 2/23/22

Most Recent Occurrences Noted

MISC. STATS

Category	Season	Career
Double-Figure Scoring	2	8
Double-Figure Rebounding	1	1
Double-Doubles	1	1
Triple-Doubles	0	0
Led WSU in Scoring	1	1
Led WSU in Rebounding	1	2
20+ Point Games	1	1
30+ Point Games	0	0

CAREER STATS

YEAR	GP	GS	MIN	AVG	FG	FGA	PCT	3FG	3FGA	3PCT	FT	FTA	PCT	OFF	DEF	TOT	AVG	PF	FO	AST	A/G	TO	BLK	STL	PTS	AVG
2019-20	26	0	310	11.9	14	51	.275	10	35	.286	6	10	.600	18	32	50	1.9	22	0	7	0.3	8	0	5	44	1.7
2020-21	19	10	443	23.3	39	97	.402	23	56	.411	15	20	.750	28	42	70	3.7	33	0	17	0.9	15	2	7	116	6.1
2021-22	26	2	536	20.6	43	98	.439	19	58	.328	22	27	.815	44	56	100	3.8	43	1	26	1.0	15	7	11	127	4.9
TOTAL	71	12	1289	18.2	96	246	.390	52	149	.349	43	57	.754	90	130	220	3.1	98	1	50	0.7	38	9	23	287	4.0

12

MICHAEL**FLOWERS**

6-1 | 5TH YEAR | GUARD | SOUTHFIELD, MICH.

2021-22 GAME-BY-GAME STATISTICS

DATE	OPPONENT	GS	MIN	FGM/A	%	3FG/A	%	FTM/A	%	OFF	DEF	TOT	AVG	PF	AST	T/O	BLK	STL	PTS	PPG
11/09/21	ALCORN	*	28	2-7	.286	1-5	.200	4-4	1.000	1	10	11	11.0	2	6	2	1	2	9	9.0
11/12/21	SEATTLE U	*	25	2-5	.400	1-4	.250	3-3	1.000	0	0	0	5.5	1	1	0	0	0	8	8.5
11/15/21	UCSB	*	30	4-10	.400	1-7	.143	2-2	1.000	0	4	4	5.0	2	5	1	0	1	11	9.3
11/18/21	AT IDAHO	*	23	5-7	.714	3-4	.750	0-0	.000	0	2	2	4.3	2	0	1	0	0	13	10.3
11/22/21	WINTHROP	*	30	5-8	.625	2-4	.500	8-11	.727	0	1	1	3.6	1	2	1	0	0	20	12.2
11/27/21	EASTERN WASH.	*	36	7-18	.389	5-13	.385	2-2	1.000	2	7	9	4.5	1	1	2	0	0	21	13.7
12/01/21	AT ARIZONA ST.	*	36	3-12	.250	3-8	.375	0-0	.000	1	5	6	4.7	1	1	1	0	0	9	13.0
12/04/21	USC	*	32	4-9	.444	3-5	.600	2-3	.667	1	2	3	4.5	1	1	1	0	1	13	13.0
12/08/21	WEBER ST.	*	27	5-9	.556	3-7	.429	0-0	.000	0	4	4	4.4	1	5	2	0	0	13	13.0
12/11/21	VS SOUTH DAKOTA ST.	*	32	9-19	.474	4-11	.364	2-2	1.000	0	1	1	4.1	1	5	1	0	0	24	14.1
12/15/21	NEW MEXICO ST.	*	38	5-13	.385	5-10	.500	0-0	.000	1	4	5	4.2	2	3	2	0	3	15	14.2
12/18/21	NORTHERN COLO.	*	36	5-7	.714	3-5	.600	3-4	.750	1	3	4	4.2	1	4	1	0	0	16	14.3
12/22/21	VS BOISE ST.	*	36	2-10	.200	2-6	.333	2-2	1.000	1	3	4	4.2	1	2	1	0	3	8	13.8
01/06/22	AT COLORADO	*	37	2-10	.200	1-9	.111	2-2	1.000	0	1	1	3.9	2	5	2	0	2	7	13.4
01/08/22	AT UTAH	*	32	4-10	.400	2-5	.400	2-2	1.000	0	3	3	3.9	3	6	3	0	2	12	13.3
01/13/22	STANFORD	*	34	4-9	.444	4-8	.500	0-0	.000	0	1	1	3.7	2	1	2	0	0	12	13.2
01/15/22	CALIFORNIA	*	34	2-8	.250	1-6	.167	8-9	.889	0	5	5	3.8	1	3	0	0	0	13	13.2
01/26/22	UTAH	*	35	1-10	.100	1-8	.125	2-2	1.000	0	0	0	3.6	1	3	1	0	2	5	12.7
01/30/22	COLORADO	*	27	6-9	.667	4-7	.571	0-0	.000	1	4	5	3.6	0	5	3	0	1	16	12.9
02/03/22	AT STANFORD	*	37	7-14	.500	4-7	.571	4-6	.667	0	1	1	3.5	0	5	1	0	1	22	13.4
02/05/22	AT CALIFORNIA	*	29	5-11	.455	4-5	.800	7-7	1.000	0	5	5	3.6	2	1	1	0	0	21	13.7
02/10/22	ARIZONA	*	35	7-19	.368	2-7	.286	0-0	.000	1	1	2	3.5	1	3	0	0	0	16	13.8
02/12/22	ARIZONA ST.	*	26	2-9	.222	2-8	.250	0-0	.000	0	2	2	3.4	1	2	6	0	5	6	13.5
02/14/22	AT OREGON	*	36	8-21	.381	4-14	.286	3-4	.750	2	3	5	3.5	0	3	1	0	1	23	13.9
02/17/22	AT UCLA	*	28	1-8	.125	1-6	.167	0-0	.000	0	1	1	3.4	2	3	2	0	1	3	13.4
02/20/22	AT USC	*	26	4-11	.364	4-9	.444	0-0	.000	1	1	2	3.3	2	2	2	0	0	12	13.4
02/23/22	WASHINGTON	*	34	2-9	.222	2-7	.286	6-7	.857	1	2	3	3.3	3	7	1	0	0	12	13.3
02/26/22	AT WASHINGTON	*	37	9-18	.500	7-12	.583	5-5	1.000	1	4	5	3.4	2	4	3	0	0	30	13.9
TOTAL			**896**	**122-310**	**.394**	**79-207**	**.382**	**67-77**	**.870**	**15**	**80**	**95**	**3.4**	**39**	**89**	**44**	**1**	**25**	**390**	**13.9**

CAREER/SEASON HIGHS

Minutes
Career (at South Alabama) 49 at Alabama A&M, 12/29/20
Season 38 vs NMSU, 12/15/21
Pac-12 37 (twice) at Washington, 2/26/22

Points
Career (at Western Michigan) 35 at Toledo, 3/9/20
Season 30 at Washington, 2/26/22
Pac-12 30 at Washington, 2/26/22

Field Goals Made
Career (at Western Michigan) 13 at Toledo, 3/9/20
Season 9 (twice) at Washington, 2/26/22
Pac-12 9 at Washington, 2/26/22

Field Goal Attempts
Career (at South Alabama) 29 vs Georgia Southern, 1/22/21
Season 21 at Oregon, 2/14/22
Pac-12 21 at Oregon, 2/14/22

3-Pt Field Goals Made
Career 7 (three times) at Washington, 2/26/22
Season 7 at Washington, 2/26/22
Pac-12 7 at Washington, 2/26/22

3-Pt Field Goal Attempts
Career (at South Alabama) 17, vs Georgia Southern, 1/22/21
Season 14 at Oregon, 2/14/22
Pac-12 14 at Oregon, 2/14/22

Free Throws Made
Career (at Western Michigan) 12 vs UCR, 12/30/18
Season 8 (twice) vs Cal, 1/15/22
Pac-12 8 vs Cal, 1/15/22

Free Throws Attempted
Career (at South Alabama 14, at Costal Carolina, 1/9/21
Season 11 vs Winthrop, 11/22/21
Pac-12 9 vs Cal, 1/15/22

Rebounds
Career (at Western Michigan) 12, at Oakland, 11/13/18
Season 11 vs Alcorn State, 11/9/21
Pac-12 6 at ASU, 12/1/21

Assists
Career 7 (six times) vs Washington, 2/23/22
Season 7 vs Washington, 2/23/22
Pac-12 7 vs Washington, 2/23/22

Blocks
Career (at Western Michigan) 2 at Oakland, 11/13/18
Season 1 vs Alcorn State, 11/9/21
Pac-12 -

Steals
Career (at South Alabama) 6, at Alabama A&M, 12/19/20
Season 5 vs ASU, 2/12/22
Pac-12 5 vs ASU, 2/12/22

Most Recent Occurrences Noted

MISC. STATS

Category	Season	Career
Double-Figure Scoring	20	105
Double-Figure Rebounding	1	3
Double-Doubles	0	2
Triple-Doubles	0	0
Led WSU in Scoring	10	10
Led WSU in Rebounding	2	2
20+ Point Games	7	41
30+ Point Games	1	9

CAREER STATS

YEAR	GP	GS	MIN	AVG	FG	FGA	PCT	3FG	3FGA	3PCT	FT	FTA	PCT	OFF	DEF	TOT	AVG	PF	FO	AST	A/G	TO	BLK	STL	PTS	AVG
2021-22	28	28	892	31.9	122	310	.394	79	207	.382	67	77	.870	15	80	95	3.4	39	0	89	3.2	44	1	25	390	13.9
TOTAL	28	28	892	31.9	122	310	.394	79	207	.382	67	77	.870	15	80	95	3.4	39	0	89	3.2	44	1	25	390	13.9

14

MATT**DEWOLF**

6-9 | SENIOR | FORWARD | BARRINGTON, R.I.

2021-22 GAME-BY-GAME STATISTICS

DATE	OPPONENT	GS	MIN	FGM/A	%	3FG/A	%	FTM/A	%	OFF	DEF	TOT	AVG	PF	AST	T/O	BLK	STL	PTS	PPG
11/09/21	ALCORN		6	0-0	.000	0-0	.000	2-2	1.000	0	0	0	0.0	2	0	0	0	0	2	2.0
11/12/21	SEATTLE U		1	0-1	.000	0-0	.000	0-0	.000	0	0	0	0.0	0	0	0	0	1	0	1.0
11/15/21	UCSB		6	1-1	1.000	0-0	.000	0-0	.000	1	0	1	0.3	1	0	1	0	0	2	1.3
11/18/21	AT IDAHO		4	0-0	.000	0-0	.000	0-0	.000	0	0	0	0.3	0	1	0	0	0	0	1.0
11/22/21	WINTHROP								DNP											
11/27/21	EASTERN WASH.								DNP											
12/01/21	AT ARIZONA ST.		0	0-0	.000	0-0	.000	0-0	.000	0	0	0	0.2	1	0	0	0	0	0	0.8
12/04/21	USC								DNP											
12/08/21	WEBER ST.		2	1-1	1.000	0-0	.000	0-0	.000	0	1	1	0.3	0	0	0	0	0	2	1.0
12/11/21	VS SOUTH DAKOTA ST.		8	1-1	1.000	0-0	.000	0-0	.000	0	4	4	0.9	0	0	0	0	1	2	1.1
12/15/21	NEW MEXICO ST.								DNP											
12/18/21	NORTHERN COLO.		2	0-0	.000	0-0	.000	2-2	1.000	1	1	2	1.0	0	0	0	0	0	2	1.3
12/22/21	BOISE ST.								DNP											
01/06/22	AT COLORADO								DNP											
01/08/22	AT UTAH		0	0-0	.000	0-0	.000	0-0	.000	0	0	0	0.9	0	0	0	0	0	0	1.1
01/13/22	STANFORD								DNP											
01/15/22	CALIFORNIA								DNP											
01/26/22	UTAH		4	0-0	.000	0-0	.000	0-0	.000	0	1	1	0.9	0	1	0	0	0	0	1.0
01/30/22	COLORADO		5	0-0	.000	0-0	.000	0-0	.000	0	0	0	0.8	0	0	1	1	0	0	0.9
02/03/22	AT STANFORD		1	0-0	.000	0-0	.000	0-1	.000	0	0	0	0.8	1	0	1	0	0	0	0.8
02/05/22	AT CALIFORNIA								DNP											
02/10/22	ARIZONA		4	2-2	1.000	0-0	.000	0-0	.000	1	0	1	0.8	0	0	0	0	0	4	1.1
02/12/22	ARIZONA ST.		2	0-0	.000	0-0	.000	0-0	.000	0	0	0	0.7	0	0	0	0	0	0	1.0
02/14/22	AT OREGON								DNP											
02/17/22	AT UCLA		4	0-0	.000	0-0	.000	1-4	.250	0	0	0	0.7	1	0	0	0	0	1	1.0
02/20/22	AT USC								DNP											
02/23/22	WASHINGTON								DNP											
02/26/22	AT WASHINGTON								DNP											
TOTAL			**50**	**5-6**	**.833**	**0-0**	**.000**	**5-9**	**.556**	**3**	**7**	**10**	**0.7**	**6**	**2**	**3**	**1**	**2**	**15**	**1.0**

CAREER/SEASON HIGHS

Minutes
Career (at Brown) — 28 vs Dartmouth, 1/26/18
Season — 8 vs SDSU, 12/11/21
Pac-12 — 5 vs Colorado, 1/30/22

Points
Career (at Brown) — 11 vs JWU, 1/14/19
Season — 4 vs Arizona, 2/10/22
Pac-12 — 4 vs Arizona, 2/10/22

Field Goals Made
Career (at Brown) — 5 at Bryant, 11/5/19
Season — 2 vs Arizona, 2/10/22
Pac-12 — 2 vs Arizona, 2/10/22

Field Goal Attempts
Career (at Brown) — 7 at Bryant, 11/5/19
Season — 2 vs Arizona, 2/10/22
Pac-12 — 2 vs Arizona, 2/10/22

3-Pt Field Goals Made
Career (at Brown) — 1 vs Canisius, 11/9/19
Season — -
Pac-12 — -

3-Pt Field Goal Attempts
Career (at Brown) — 1 (three times, vs Princeton, 2/28/20)
Season — -
Pac-12 — -

Free Throws Made
Career (at Brown) — 5 vs Harvard, 1/27/18
Season — 2 (twice) vs Northern Colorado, 12/18/21
Pac-12 — 1 at UCLA, 2/17/22

Free Throws Attempted
Career (at Brown) — 7 vs Harvard, 1/27/18
Season — 4 at UCLA, 2/17/22
Pac-12 — 4 at UCLA, 2/17/22

Rebounds
Career (at Brown) — 13 vs Dartmouth, 1/26/18
Season — 4 vs SDSU, 12/11/21
Pac-12 — 1 (twice) vs Arizona, 2/10/22

Assists
Career (at Brown) — 4 (twice), vs JWU, 1/7/20
Season — 1 (twice) vs Utah, 1/26/22
Pac-12 — 1 vs Utah, 1/26/22

Blocks
Career (at Brown) — 1 (15 times) vs Colorado, 1/30/22
Season — 1 vs Colorado, 1/30/22
Pac-12 — 1 vs Colorado, 1/30/22

Steals
Career (at Brown) — 3 (twice), vs Salve Regina, 11/21/18
Season — 1 (twice) vs SDSU, 12/11/21
Pac-12 — -

Most Recent Occurrences Noted

MISC. STATS

Category	Season	Career
Double-Figure Scoring	0	2
Double-Figure Rebounding	0	1
Double-Doubles	0	0
Triple-Doubles	0	0
Led WSU in Scoring	0	0
Led WSU in Rebounding	0	0
20+ Point Games	0	0
30+ Point Games	0	0

CAREER STATS

YEAR	GP	GS	MIN	AVG	FG	FGA	PCT	3FG	3FGA	3PCT	FT	FTA	PCT	OFF	DEF	TOT	AVG	PF	FO	AST	A/G	TO	BLK	STL	PTS	AVG
2021-22	15	0	49	3.3	5	6	.833	0	0	.000	5	9	.556	3	7	10	0.7	6	0	2	0.1	3	1	2	15	1.0
TOTAL	15	0	49	3.3	5	6	.833	0	0	.000	5	9	.556	3	7	10	0.7	6	0	2	0.1	3	1	2	15	1.0

21

DISHON**JACKSON**

6-10 | SOPHOMORE | CENTER | OAKLAND, CALIF.

2021-22 GAME-BY-GAME STATISTICS

DATE	OPPONENT	GS	MIN	FGM/A	%	3FG/A	%	FTM/A	%	OFF	DEF	TOT	AVG	PF	AST	T/O	BLK	STL	PTS	PPG
11/09/21	ALCORN	*	12	1-2	.500	0-0	.000	0-0	.000	3	0	3	3.0	2	0	2	0	0	2	2.0
11/12/21	SEATTLE U		19	6-7	.857	0-0	.000	1-3	.333	2	7	9	6.0	3	1	3	1	0	13	7.5
11/15/21	UCSB		6	0-0	.000	0-0	.000	0-0	.000	0	0	0	4.0	4	0	0	0	0	0	5.0
11/18/21	AT IDAHO		16	0-1	.000	0-0	.000	3-4	.750	2	2	4	4.0	4	0	0	0	0	3	4.5
11/22/21	WINTHROP		27	2-4	.500	0-0	.000	3-6	.500	2	6	8	4.8	2	0	1	2	1	7	5.0
11/27/21	EASTERN WASH.		21	2-3	.667	0-0	.000	5-7	.714	2	2	4	4.7	2	0	2	5	0	9	5.7
12/01/21	AT ARIZONA ST.	*	26	4-8	.500	0-0	.000	2-2	1.000	2	8	10	5.4	1	1	0	2	0	10	6.3
12/04/21	USC		20	2-5	.400	0-0	.000	2-3	.667	2	5	7	5.6	4	0	0	1	0	6	6.3
12/08/21	WEBER ST.								DNP											
12/11/21	VS SOUTH DAKOTA ST.								DNP											
12/15/21	NEW MEXICO ST.		11	0-2	.000	0-0	.000	0-0	.000	3	1	4	5.4	1	0	0	0	0	0	5.6
12/18/21	NORTHERN COLO.	*	8	0-2	.000	0-1	.000	0-0	.000	0	0	0	4.9	0	1	0	0	0	0	5.0
12/22/21	VS BOISE ST.	*	15	1-3	.333	0-0	.000	1-4	.250	2	1	3	4.7	1	0	1	0	0	3	4.8
01/06/22	AT COLORADO	*	17	3-6	.500	0-0	.000	2-2	1.000	0	1	1	4.4	5	0	1	1	0	8	5.1
01/08/22	AT UTAH		6	1-1	1.000	0-0	.000	0-0	.000	0	1	1	4.2	2	0	1	0	0	2	4.8
01/13/22	STANFORD								DNP											
01/15/22	CALIFORNIA								DNP											
01/26/22	UTAH								DNP											
01/30/22	COLORADO								DNP											
02/03/22	AT STANFORD								DNP											
02/05/22	AT CALIFORNIA								DNP											
02/10/22	ARIZONA								DNP											
02/12/22	ARIZONA ST.								DNP											
02/14/22	AT OREGON								DNP											
02/17/22	AT UCLA								DNP											
02/20/22	AT USC		24	2-5	.400	0-0	.000	1-2	.500	1	3	4	4.1	1	1	0	3	1	5	4.9
02/23/22	WASHINGTON		11	3-4	.750	0-0	.000	2-3	.667	1	1	2	4.0	2	0	2	0	1	8	5.1
02/26/22	AT WASHINGTON		13	3-5	.600	0-0	.000	2-2	1.000	1	0	1	3.8	3	0	1	2	0	8	5.3
TOTAL			**252**	**30-58**	**.517**	**0-1**	**.000**	**24-38**	**.632**	**23**	**38**	**61**	**3.8**	**37**	**4**	**14**	**17**	**3**	**84**	**5.3**

CAREER/SEASON HIGHS

Minutes	
Career	37 at ASU, 2/27/21
Season	27 vs Winthrop, 11/22/21
Pac-12	37 at ASU, 2/27/21
Points	
Career	18 vs USC, 2/13/21
Season	13 vs Seattle U, 11/12/21
Pac-12	18 vs USC, 2/13/21
Field Goals Made	
Career	8 vs USC, 2/13/21
Season	6 vs Seattle U, 11/12/21
Pac-12	8 vs USC, 2/13/21
Field Goal Attempts	
Career	12 vs USC, 2/13/21
Season	8 at ASU, 12/1/21
Pac-12	12 vs USC, 2/13/21
3-Pt Field Goals Made	
Career	-
Season	-
Pac-12	-
3-Pt Field Goal Attempts	
Career	1 vs Northern Colorado, 12/18/21
Season	1 vs Northern Colorado, 12/18/21
Pac-12	-
Free Throws Made	
Career	7 at ASU, 2/27/21
Season	5 vs EWU, 11/27/21
Pac-12	7 at ASU, 2/27/21
Free Throws Attempted	
Career	8 at Colorado, 1/27/21
Season	7 vs EWU, 11/27/21
Pac-12	8 at Colorado, 1/27/21
Rebounds	
Career	10 (twice) at ASU, 12/1/21
Season	10 at ASU, 12/1/21
Pac-12	10 (twice) at ASU, 12/1/21
Assists	
Career	2 vs Stanford, 2/20/21
Season	1 (three times) vs Northern Colorado, 12/18/21
Pac-12	2 vs Stanford, 2/20/21
Blocks	
Career	5 vs EWU, 11/27/21
Season	5 vs EWU, 11/27/21
Pac-12	3 (twice) at USC, 2/202/22
Steals	
Career	2 (three times) at ASU, 2/27/21
Season	1 (three times) vs Washington, 2/23/22
Pac-12	2 (three times) at ASU, 2/27/21

Most Recent Occurrences Noted

MISC. STATS

Category	Season	Career
Double-Figure Scoring	2	11
Double-Figure Rebounding	1	2
Double-Doubles	1	1
Triple-Doubles	0	0
Led WSU in Scoring	0	1
Led WSU in Rebounding	4	8
20+ Point Games	0	0
30+ Point Games	0	0

CAREER STATS

YEAR	GP	GS	MIN	AVG	FG	FGA	PCT	3FG	3FGA	3PCT	FT	FTA	PCT	OFF	DEF	TOT	AVG	PF	FO	AST	A/G	TO	BLK	STL	PTS	AVG
2020-21	24	13	489	20.4	60	124	.484	0	0	.000	52	77	.675	35	67	102	4.3	65	5	6	0.3	29	22	9	172	7.2
2021-22	16	5	252	15.8	30	58	.517	0	1	.000	24	38	.632	23	38	61	3.8	37	1	4	0.3	14	17	3	84	5.3
TOTAL	40	18	741	18.5	90	182	.495	0	1	.000	76	115	.661	58	105	163	4.1	102	6	10	0.3	43	39	12	256	6.4

22

RYAN**RAPP**

6-5 | JUNIOR | GUARD | MELBOURNE, AUSTRALIA

2021-22 GAME-BY-GAME STATISTICS

DATE	OPPONENT	GS	MIN	FGM/A	%	3FG/A	%	FTM/A	%	OFF	DEF	TOT	AVG	PF	AST	T/O	BLK	STL	PTS	PPG
11/09/21	ALCORN		1	0-0	.000	0-0	.000	0-0	.000	0	0	0	0.0	0	0	0	0	0	0	0.0
11/12/21	SEATTLE U								DNP											
11/15/21	UCSB								DNP											
11/18/21	AT IDAHO		6	3-4	.750	2-3	.667	4-4	1.000	0	1	1	0.5	1	0	0	0	0	12	6.0
11/22/21	WINTHROP								DNP											
11/27/21	EASTERN WASH.		7	0-0	.000	0-0	.000	0-0	.000	0	1	1	0.7	0	0	0	0	0	0	4.0
12/01/21	AT ARIZONA ST.		1	0-0	.000	0-0	.000	0-0	.000	0	0	0	0.5	0	0	0	0	0	0	3.0
12/04/21	USC								DNP											
12/08/21	WEBER ST.		6	0-1	.000	0-1	.000	0-0	.000	0	1	1	0.6	0	0	0	1	0	0	2.4
12/11/21	VS SOUTH DAKOTA ST.		11	1-5	.200	1-5	.200	0-0	.000	0	1	1	0.7	2	1	0	0	1	3	2.5
12/15/21	NEW MEXICO ST.								DNP											
12/18/21	NORTHERN COLO.		4	0-1	.000	0-1	.000	0-0	.000	0	1	1	0.7	0	1	1	0	0	0	2.1
12/22/21	BOISE ST.								DNP											
01/06/22	AT COLORADO								DNP											
01/08/22	AT UTAH								DNP											
01/13/22	STANFORD								DNP											
01/15/22	CALIFORNIA		5	0-0	.000	0-0	.000	0-0	.000	0	0	0	0.6	0	0	0	0	0	0	1.9
01/26/22	UTAH								DNP											
01/30/22	COLORADO		5	0-0	.000	0-0	.000	0-0	.000	0	1	1	0.7	1	0	1	0	0	0	1.7
02/03/22	AT STANFORD								DNP											
02/05/22	AT CALIFORNIA								DNP											
02/10/22	ARIZONA								DNP											
02/12/22	ARIZONA ST.		3	0-2	.000	0-2	.000	0-0	.000	0	1	1	0.7	0	0	0	0	0	0	1.5
02/14/22	AT OREGON								DNP											
02/17/22	AT UCLA		10	0-1	.000	0-0	.000	4-4	1.000	0	3	3	0.9	0	1	1	0	0	4	1.7
02/20/22	AT USC								DNP											
02/23/22	WASHINGTON								DNP											
02/26/22	AT WASHINGTON								DNP											
TOTAL			**59**	**4-14**	**.286**	**3-12**	**.250**	**8-8**	**1.000**	**0**	**10**	**10**	**0.9**	**4**	**3**	**3**	**1**	**1**	**19**	**1.7**

CAREER/SEASON HIGHS

Minutes	
Career	35 vs UCLA, 2/11/21
Season	11 vs SDSU, 12/11/21
Pac-12	35 vs UCLA, 2/11/21
Points	
Career	15 at Oregon St., 2/6/21
Season	12 at Idaho, 11/18/21
Pac-12	15 at Oregon St., 2/6/21
Field Goals Made	
Career	5 at Oregon St., 2/6/21
Season	3 at Idaho, 11/18/21
Pac-12	5 at Oregon St., 2/6/21
Field Goal Attempts	
Career	8 vs USC, 2/13/21
Season	5 vs SDSU, 12/11/21
Pac-12	8 vs USC, 2/13/21
3-Pt Field Goals Made	
Career	3 at Oregon St., 2/6/21
Season	2 at Idaho, 11/18/21
Pac-12	3 at Oregon St., 2/6/21
3-Pt Field Goal Attempts	
Career	5 (twice) vs USC, 2/13/21
Season	3 at Idaho, 11/18/21
Pac-12	5 (twice) vs USC, 2/13/21
Free Throws Made	
Career	5 vs Montana St., 12/18/20
Season	4 (twice) at UCLA, 2/17/22
Pac-12	4 at UCLA, 2/17/22
Free Throws Attempted	
Career	6 vs Montana St., 12/18/20
Season	4 (twice) at UCLA, 2/17/22
Pac-12	5 vs UCLA, 2/11/21
Rebounds	
Career	8 vs UCLA, 2/11/21
Season	3 at UCLA, 2/17/22
Pac-12	8 vs UCLA, 2/11/21
Assists	
Career	8 vs UCLA, 2/11/21
Season	1 (three times) at UCLA, 2/17/22
Pac-12	8 vs UCLA, 2/11/21
Blocks	
Career	1 (three times) vs Weber St., 12/8/21
Season	1 vs Weber St., 12/8/21
Pac-12	1 vs USC, 2/13/21
Steals	
Career	2 (twice) vs USC, 2/13/21
Season	1 vs SDSU, 12/11/21
Pac-12	2 vs USC, 2/13/21

Most Recent Occurrences Noted

MISC. STATS

Category	Season	Career
Double-Figure Scoring	3	3
Double-Figure Rebounding	1	1
Double-Doubles	0	0
Triple-Doubles	0	0
Led WSU in Scoring	1	1
Led WSU in Rebounding	0	0
20+ Point Games	0	0
30+ Point Games	0	0

CAREER STATS

YEAR	GP	GS	MIN	AVG	FG	FGA	PCT	3FG	3FGA	3PCT	FT	FTA	PCT	OFF	DEF	TOT	AVG	PF	FO	AST	A/G	TO	BLK	STL	PTS	AVG
2019-20	19	0	137	7.2	11	26	.423	4	13	.308	4	4	1.000	3	9	12	0.6	9	0	9	0.5	8	0	3	30	1.6
2020-21	19	4	394	20.7	21	69	.304	11	40	.275	14	21	.667	5	44	49	2.6	34	1	39	2.1	29	2	6	67	3.5
2021-22	11	0	59	5.4	4	14	.286	3	12	.250	8	8	1.000	0	10	10	0.9	4	0	3	0.3	3	1	1	19	1.7
TOTAL	49	4	590	12.0	36	109	.330	18	65	.277	26	33	.788	8	63	71	1.4	47	1	51	1.0	40	3	10	116	2.4



23

ANDREJ**JAKIMOVSKI**

6-8 | SOPHOMORE | FORWARD | KRIVA PALANKA, NORTH MACEDONIA

2021-22 GAME-BY-GAME STATISTICS

DATE	OPPONENT	GS	MIN	FGM/A	%	3FG/A	%	FTM/A	%	OFF	DEF	TOT	AVG	PF	AST	T/O	BLK	STL	PTS	PPG
11/09/21	ALCORN		19	3-9	.333	2-6	.333	1-2	.500	4	4	8	8.0	3	1	2	0	0	9	9.0
11/12/21	SEATTLE U		20	0-2	.000	0-1	.000	0-0	.000	0	4	4	6.0	1	2	2	0	0	0	4.5
11/15/21	UCSB		5	1-1	1.000	0-0	.000	0-0	.000	0	0	0	4.0	0	0	0	0	0	2	3.7
11/18/21	AT IDAHO		10	3-4	.750	2-2	1.000	0-0	.000	0	0	0	3.0	0	2	0	1	0	8	4.8
11/22/21	WINTHROP		7	2-2	1.000	2-2	1.000	0-0	.000	0	1	1	2.6	1	0	1	0	0	6	5.0
11/27/21	EASTERN WASH.		27	1-5	.200	1-3	.333	4-4	1.000	0	3	3	2.7	4	0	1	0	3	7	5.3
12/01/21	AT ARIZONA ST.		5	0-1	.000	0-1	.000	0-0	.000	0	2	2	2.6	2	0	0	1	0	0	4.6
12/04/21	USC		11	1-4	.250	0-1	.000	0-0	.000	0	2	2	2.5	1	0	0	0	0	2	4.3
12/08/21	WEBER ST.		24	2-3	.667	2-2	1.000	0-0	.000	1	3	4	2.7	4	1	2	0	2	6	4.4
12/11/21	VS SOUTH DAKOTA ST.		18	1-1	1.000	0-0	.000	2-2	1.000	2	0	2	2.6	0	0	1	0	0	4	4.4
12/15/21	NEW MEXICO ST.		14	1-3	.333	1-3	.333	0-0	.000	2	0	2	2.5	1	1	1	0	1	3	4.3
12/18/21	NORTHERN COLO.		23	5-9	.556	2-5	.400	2-2	1.000	1	4	5	2.8	2	1	0	0	0	14	5.1
12/22/21	VS BOISE ST.		30	4-6	.667	1-2	.500	2-3	.667	7	5	12	3.5	2	3	3	0	1	11	5.5
01/06/22	AT COLORADO		17	0-2	.000	0-1	.000	0-0	.000	0	2	2	3.4	4	1	0	0	0	0	5.1
01/08/22	AT UTAH		31	3-5	.600	3-5	.600	1-2	.500	3	4	7	3.6	2	2	3	0	0	10	5.5
01/13/22	STANFORD		19	0-3	.000	0-3	.000	0-0	.000	1	1	2	3.5	2	0	2	0	0	0	5.1
01/15/22	CALIFORNIA		30	6-11	.545	4-7	.571	0-0	.000	2	5	7	3.7	0	1	1	0	0	16	5.8
01/26/22	UTAH	*	30	5-12	.417	3-8	.375	2-2	1.000	2	6	8	3.9	1	0	0	1	2	15	6.3
01/30/22	COLORADO		32	4-8	.500	4-8	.500	2-3	.667	1	9	10	4.3	2	0	3	0	3	14	6.7
02/03/22	AT STANFORD		21	1-3	.333	1-3	.333	0-0	.000	0	1	1	4.1	2	0	1	0	0	3	6.5
02/05/22	AT CALIFORNIA		16	1-2	.500	1-1	1.000	0-0	.000	0	3	3	4.0	0	0	0	0	0	3	6.3
02/10/22	ARIZONA		13	0-2	.000	0-2	.000	0-0	.000	0	3	3	4.0	1	1	2	0	0	0	6.0
02/12/22	ARIZONA ST.		23	3-6	.500	2-5	.400	0-0	.000	1	2	3	4.0	5	2	2	1	0	8	6.1
02/14/22	AT OREGON		9	0-4	.000	0-1	.000	0-0	.000	2	0	2	3.9	2	0	1	0	0	0	5.9
02/17/22	AT UCLA		33	4-9	.444	1-5	.200	2-2	1.000	2	4	6	4.0	1	0	0	1	2	11	6.1
02/20/22	AT USC	*	38	3-12	.250	3-7	.429	1-4	.250	4	7	11	4.2	1	0	0	0	0	10	6.2
02/23/22	WASHINGTON		6	0-1	.000	0-1	.000	0-0	.000	0	1	1	4.1	2	0	0	0	0	0	6.0
02/26/22	AT WASHINGTON		7	0-2	.000	0-1	.000	0-0	.000	0	0	0	4.0	1	0	0	0	0	0	5.8
TOTAL			**538**	**54-132**	**.409**	**35-86**	**.407**	**19-26**	**.731**	**35**	**76**	**111**	**4.0**	**47**	**18**	**28**	**5**	**14**	**162**	**5.8**

CAREER/SEASON HIGHS

Minutes	
Career	52 vs Stanford, 2/20/21
Season	38 at USC, 2/20/22
Pac-12	52 vs Stanford, 2/20/21
Points	
Career	19 at Stanford, 1/9/21
Season	16 vs Cal, 1/15/22
Pac-12	19 at Stanford, 1/9/21
Field Goals Made	
Career	7 at Stanford, 1/9/21
Season	6 vs Cal, 1/15/22
Pac-12	7 at Stanford, 1/9/21
Field Goal Attempts	
Career	13 at Stanford, 1/9/21
Season	12 vs Utah, 1/26/22
Pac-12	13 at Stanford, 1/9/21
3-Pt Field Goals Made	
Career	5 at Stanford, 1/9/21
Season	4 (twice) vs Colorado, 1/30/22
Pac-12	5 at Stanford, 1/9/21
3-Pt Field Goal Attempts	
Career	9 (twice) at Stanford, 1/9/21
Season	8 (twice) vs Colorado, 1/30/22
Pac-12	9 at Stanford, 1/9/21
Free Throws Made	
Career	3 (twice) vs Stanford, 2/20/21
Season	4 vs EWU, 11/27/21
Pac-12	3 vs Stanford, 2/20/21
Free Throws Attempted	
Career	6 vs Northwestern St., 12/23/20
Season	4 vs EWU, 11/27/21
Pac-12	4 vs Stanford, 2/20/21
Rebounds	
Career	12 (twice) vs Boise State, 12/22/21
Season	12 vs Boise State, 12/22/21
Pac-12	11 at USC, 2/20/22
Assists	
Career	9 (twice) vs Stanford, 2/20/21
Season	3 vs Boise State, 12/22/21
Pac-12	9 (twice) vs Stanford, 2/20/21
Blocks	
Career	1 (nine times) at UCLA, 2/17/22
Season	1 (five times) at UCLA, 2/17/22
Pac-12	1 (seven times) at UCLA, 2/17/22
Steals	
Career	3 (twice) vs Colorado, 1/30/22
Season	3 (twice) vs Colorado, 1/30/22
Pac-12	3 vs Colorado, 1/30/22

Most Recent Occurrences Noted

MISC. STATS

Category	Season	Career
Double-Figure Scoring	8	16
Double-Figure Rebounding	3	5
Double-Doubles	3	3
Triple-Doubles	0	0
Led WSU in Scoring	2	3
Led WSU in Rebounding	5	9
20+ Point Games	0	0
30+ Point Games	0	0

CAREER STATS

YEAR	GP	GS	MIN	AVG	FG	FGA	PCT	3FG	3FGA	3PCT	FT	FTA	PCT	OFF	DEF	TOT	AVG	PF	FO	AST	A/G	TO	BLK	STL	PTS	AVG
2020-21	25	19	630	25.2	46	147	.313	33	103	.320	12	20	.600	25	78	103	4.1	38	0	44	1.8	40	4	8	137	5.5
2021-22	28	2	537	19.2	54	132	.409	35	86	.407	19	26	.731	35	76	111	4.0	47	1	18	0.6	28	5	14	162	5.8
TOTAL	53	21	1167	22.0	100	279	.358	68	189	.360	31	46	.674	60	154	214	4.0	85	1	62	1.2	68	9	22	299	5.6



24

NOAH**WILLIAMS**

6-5 | JUNIOR | GUARD | SEATTLE, WASH.

2021-22 GAME-BY-GAME STATISTICS

DATE	OPPONENT	GS	MIN	FGM/A	%	3FG/A	%	FTM/A	%	OFF	DEF	TOT	AVG	PF	AST	T/O	BLK	STL	PTS	PPG
11/09/21	ALCORN	*	24	1-7	.143	0-5	.000	6-6	1.000	2	2	4	4.0	2	3	2	0	2	8	8.0
11/12/21	SEATTLE U	*	30	6-10	.600	0-1	.000	1-5	.200	2	5	7	5.5	2	2	1	1	0	13	10.5
11/15/21	UCSB	*	27	6-12	.500	0-1	.000	1-1	1.000	0	5	5	5.3	3	1	1	0	3	13	11.3
11/18/21	AT IDAHO	*	26	7-12	.583	0-0	.000	2-3	.667	0	2	2	4.5	2	5	0	1	0	16	12.5
11/22/21	WINTHROP	*	29	5-11	.455	2-2	1.000	7-8	.875	1	4	5	4.6	2	3	5	0	1	19	13.8
11/27/21	EASTERN WASH.								DNP											
12/01/21	AT ARIZONA ST.	*	28	4-11	.364	2-4	.500	4-6	.667	1	3	4	4.5	4	1	4	3	1	14	13.8
12/04/21	USC	*	27	4-14	.286	0-4	.000	4-4	1.000	0	1	1	4.0	1	2	3	1	0	12	13.6
12/08/21	WEBER ST.	*	30	6-12	.500	1-2	.500	4-6	.667	0	5	5	4.1	3	4	1	0	0	17	14.0
12/11/21	VS SOUTH DAKOTA ST.	*	27	1-9	.111	1-4	.250	3-4	.750	2	1	3	4.0	4	4	3	0	2	6	13.1
12/15/21	NEW MEXICO ST.		28	4-14	.286	1-6	.167	4-4	1.000	2	4	6	4.2	4	2	4	2	2	13	13.1
12/18/21	NORTHERN COLO.	*	21	3-13	.231	1-3	.333	4-4	1.000	0	3	3	4.1	2	3	1	0	3	11	12.9
12/22/21	VS BOISE ST.	*	22	5-16	.313	1-4	.250	0-0	.000	3	0	3	4.0	3	0	2	0	1	11	12.8
01/06/22	AT COLORADO								DNP											
01/08/22	AT UTAH		23	3-7	.429	0-2	.000	5-7	.714	3	3	6	4.2	2	3	1	0	0	11	12.6
01/13/22	STANFORD	*	29	2-9	.222	0-3	.000	2-5	.400	1	4	5	4.2	4	4	3	0	2	6	12.1
01/15/22	CALIFORNIA		27	2-6	.333	0-2	.000	3-4	.750	2	1	3	4.1	1	1	1	0	0	7	11.8
01/26/22	UTAH	*	24	4-11	.364	0-2	.000	2-2	1.000	3	1	4	4.1	3	2	2	0	3	10	11.7
01/30/22	COLORADO	*	28	3-10	.300	0-2	.000	4-6	.667	1	0	1	3.9	2	3	3	0	0	10	11.6
02/03/22	AT STANFORD	*	23	1-5	.200	1-2	.500	0-0	.000	1	0	1	3.8	4	2	2	0	1	3	11.1
02/05/22	AT CALIFORNIA	*	24	0-7	.000	0-1	.000	0-1	.000	0	2	2	3.7	2	2	2	0	1	0	10.5
02/10/22	ARIZONA		19	4-10	.400	2-5	.400	0-0	.000	0	2	2	3.6	4	1	1	0	0	10	10.5
02/12/22	ARIZONA ST.		22	2-8	.250	0-3	.000	2-2	1.000	0	1	1	3.5	0	0	1	0	0	6	10.3
02/14/22	AT OREGON		33	5-16	.313	2-5	.400	1-2	.500	1	3	4	3.5	2	0	0	0	2	13	10.4
02/17/22	AT UCLA	*	27	3-7	.429	0-2	.000	5-7	.714	1	2	3	3.5	3	3	0	0	1	11	10.4
02/20/22	AT USC	*	29	5-13	.385	3-3	1.000	1-2	.500	2	2	4	3.5	3	2	3	0	2	14	10.6
02/23/22	WASHINGTON	*	29	2-8	.250	1-5	.200	0-0	.000	0	2	2	3.4	4	4	1	0	1	5	10.4
02/26/22	AT WASHINGTON	*	34	2-13	.154	1-4	.250	2-2	1.000	2	2	4	3.5	5	3	3	0	1	7	10.2
TOTAL			**690**	**90-271**	**.332**	**19-77**	**.247**	**67-91**	**.736**	**30**	**60**	**90**	**3.5**	**71**	**60**	**50**	**8**	**29**	**266**	**10.2**

CAREER/SEASON HIGHS

Minutes
Career — 54 vs Stanford, 2/20/21
Season — 33 at Oregon, 2/14/22
Pac-12 — 54 vs Stanford, 2/20/21

Points
Career — 40 vs Stanford, 2/20/21
Season — 19 vs Winthrop, 11/22/21
Pac-12 — 40 vs Stanford, 2/20/21

Field Goals Made
Career — 12 (twice) vs Stanford, 2/20/21
Season — 7 at Idaho, 11/18/21
Pac-12 — 12 (twice) vs Stanford, 2/20/21

Field Goal Attempts
Career — 35 vs Stanford, 2/20/21
Season — 16 (twice) at Oregon, 2/14/22
Pac-12 — 35 vs Stanford, 2/20/21

3-Pt Field Goals Made
Career — 8 vs Stanford, 2/20/21
Season — 3 at USC, 2/20/22
Pac-12 — 8 vs Stanford, 2/20/21

3-Pt Field Goal Attempts
Career — 18 vs Stanford, 2/20/21
Season — 6 vs NMSU, 12/15/21
Pac-12 — 18 vs Stanford, 2/20/21

Free Throws Made
Career — 9 (twice) at Washington, 2/28/20
Season — 7 vs Winthrop, 11/22/21
Pac-12 — 9 (twice) at Washington, 2/28/20

Free Throws Attempted
Career — 10 (four times) vs Stanford, 2/20/21
Season — 8 vs Winthrop, 11/22/21
Pac-12 — 10 (four times) vs Stanford, 2/20/21

Rebounds
Career — 9 (twice) vs Cal, 2/18/21
Season — 7 vs Seattle U, 11/12/21
Pac-12 — 9 vs Cal, 2/18/21

Assists
Career — 7 (twice) vs Cal, 2/18/21
Season — 5 at Idaho, 11/18/21
Pac-12 — 7 (twice) vs Cal, 2/18/21

Blocks
Career — 3 at ASU, 12/1/21
Season — 3 at ASU, 12/1/21
Pac-12 — 3 at ASU, 12/1/21

Steals
Career — 5, vs Colorado, 3/11/20
Season — 3 (three times) vs Utah, 1/26/22
Pac-12 — 4 (twice) vs Utah, 1/21/21

Most Recent Occurrences Noted

MISC. STATS

Category	Season	Career
Double-Figure Scoring	17	45
Double-Figure Rebounding	0	0
Double-Doubles	0	0
Triple-Doubles	0	0
Led WSU in Scoring	3	11
Led WSU in Rebounding	0	4
20+ Point Games	0	4
30+ Point Games	0	2
40+ Point Games	0	1

CAREER STATS

YEAR	GP	GS	MIN	AVG	FG	FGA	PCT	3FG	3FGA	3PCT	FT	FTA	PCT	OFF	DEF	TOT	AVG	PF	FO	AST	A/G	TO	BLK	STL	PTS	AVG
2019-20	29	13	628	21.7	59	161	.366	4	27	.148	57	79	.722	32	69	101	3.5	86	3	56	1.9	54	9	31	179	6.2
2020-21	27	27	808	29.9	128	315	.406	47	124	.379	78	97	.804	19	77	96	3.6	64	4	72	2.7	72	6	42	381	14.1
2021-22	26	20	694	26.7	90	271	.332	19	77	.247	67	91	.736	30	60	90	3.5	71	1	60	2.3	50	8	29	266	10.2
TOTAL	82	60	2130	26.0	277	747	.371	70	228	.307	202	267	.757	81	206	287	3.5	221	8	188	2.3	176	23	102	826	10.1

33

WILL**BURGHARDT**

5-11 | SENIOR | GUARD | LONGVIEW, WASH.

2021-22 GAME-BY-GAME STATISTICS

DATE	OPPONENT	GS	MIN	FGM/A	%	3FG/A	%	FTM/A	%	OFF	DEF	TOT	AVG	PF	AST	T/O	BLK	STL	PTS	PPG
11/09/21	ALCORN								DNP											
11/12/21	SEATTLE U								DNP											
11/15/21	UCSB								DNP											
11/18/21	AT IDAHO		1	0-0	.000	0-0	.000	0-0	.000	0	0	0	0.0	0	0	0	0	0	0	0.0
11/22/21	WINTHROP								DNP											
11/27/21	EASTERN WASH.								DNP											
12/01/21	AT ARIZONA ST.								DNP											
12/04/21	USC								DNP											
12/08/21	WEBER ST.		1	0-1	.000	0-0	.000	0-0	.000	0	0	0	0.0	0	0	0	0	0	0	0.0
12/11/21	VS SOUTH DAKOTA ST.								DNP											
12/15/21	NEW MEXICO ST.								DNP											
12/18/21	NORTHERN COLO.		0	0-0	.000	0-0	.000	0-0	.000	0	0	0	0.0	0	0	0	0	0	0	0.0
12/22/21	BOISE ST.								DNP											
01/06/22	AT COLORADO								DNP											
01/08/22	AT UTAH								DNP											
01/13/22	STANFORD								DNP											
01/15/22	CALIFORNIA								DNP											
01/26/22	UTAH								DNP											
01/30/22	COLORADO		1	0-0	.000	0-0	.000	0-0	.000	0	0	0	0.0	0	0	0	0	0	0	0.0
02/03/22	AT STANFORD								DNP											
02/05/22	AT CALIFORNIA								DNP											
02/10/22	ARIZONA								DNP											
02/12/22	ARIZONA ST.								DNP											
02/14/22	AT OREGON								DNP											
02/17/22	AT UCLA		1	0-0	.000	0-0	.000	0-0	.000	0	0	0	0.0	0	0	0	0	0	0	0.0
02/20/22	AT USC								DNP											
02/23/22	WASHINGTON								DNP											
02/26/22	AT WASHINGTON								DNP											
TOTAL			**4**	**0-1**	**.000**	**0-0**	**.000**	**0-0**	**.000**	**0**	**0**	**0**	**0.0**	**0**	**0**	**0**	**0**	**0**	**0**	**0.0**

CAREER/SEASON HIGHS

Minutes	
Career	1 (twice) vs Weber St., 12/8/21
Season	1 (twice) vs Weber St., 12/8/21
Pac-12	-
Points	
Career	-
Season	-
Pac-12	-
Field Goals Made	
Career	-
Season	-
Pac-12	-
Field Goal Attempts	
Career	1 vs Weber St., 12/8/21
Season	1 vs Weber St., 12/8/21
Pac-12	-
3-Pt Field Goals Made	
Career	-
Season	-
Pac-12	-
3-Pt Field Goal Attempts	
Career	-
Season	-
Pac-12	-
Free Throws Made	
Career	-
Season	-
Pac-12	-
Free Throws Attempted	
Career	-
Season	-
Pac-12	-
Rebounds	
Career	-
Season	-
Pac-12	-
Assists	
Career	-
Season	-
Pac-12	-
Blocks	
Career	-
Season	-
Pac-12	-
Steals	
Career	-
Season	-
Pac-12	-

Most Recent Occurrences Noted

MISC. STATS

Category	Season	Career
Double-Figure Scoring	0	0
Double-Figure Rebounding	0	0
Double-Doubles	0	0
Triple-Doubles	0	0
Led WSU in Scoring	0	0
Led WSU in Rebounding	0	0
20+ Point Games	0	0
30+ Point Games	0	0

CAREER STATS

YEAR	GP	GS	MIN	AVG	FG	FGA	PCT	3FG	3FGA	3PCT	FT	FTA	PCT	OFF	DEF	TOT	AVG	PF	FO	AST	A/G	TO	BLK	STL	PTS	AVG
2021-22	5	0	4	0.8	0	1	.000	0	0	.000	0	0	.000	0	0	0	0.0	0	0	0	0.0	0	0	0	0	0.0
TOTAL	5	0	4	0.8	0	1	.000	0	0	.000	0	0	.000	0	0	0	0.0	0	0	0	0.0	0	0	0	0	0.0



35

MOUHAMED**GUEYE**

6-11 | FRESHMAN | FORWARD | DAKAR, SENEGAL

2021-22 GAME-BY-GAME STATISTICS

DATE	OPPONENT	GS	MIN	FGM/A	%	3FG/A	%	FTM/A	%	OFF	DEF	TOT	AVG	PF	AST	T/O	BLK	STL	PTS	PPG
11/09/21	ALCORN	*	16	3-4	.750	0-0	.000	0-0	.000	1	1	2	2.0	3	0	1	0	0	6	6.0
11/12/21	SEATTLE U	*	21	3-7	.429	0-3	.000	4-7	.571	0	2	2	2.0	3	0	2	0	3	10	8.0
11/15/21	UCSB	*	23	3-8	.375	0-0	.000	2-4	.500	6	3	9	4.3	3	0	1	0	0	8	8.0
11/18/21	AT IDAHO	*	13	6-7	.857	0-0	.000	1-2	.500	0	6	6	4.8	3	0	1	1	1	13	9.3
11/22/21	WINTHROP	*	26	2-5	.400	0-1	.000	2-2	1.000	1	7	8	5.4	4	0	4	2	1	6	8.6
11/27/21	EASTERN WASH.	*	18	0-4	.000	0-0	.000	0-1	.000	1	1	2	4.8	4	2	2	2	2	0	7.2
12/01/21	AT ARIZONA ST.	*	26	2-6	.333	0-1	.000	1-2	.500	3	7	10	5.6	1	1	2	2	0	5	6.9
12/04/21	USC	*	24	2-5	.400	0-1	.000	0-0	.000	1	3	4	5.4	2	0	1	0	0	4	6.5
12/08/21	WEBER ST.	*	26	7-12	.583	0-0	.000	0-1	.000	5	5	10	5.9	2	1	1	1	0	14	7.3
12/11/21	VS SOUTH DAKOTA ST.	*	16	2-6	.333	0-0	.000	1-2	.500	4	2	6	5.9	4	0	1	0	1	5	7.1
12/15/21	NEW MEXICO ST.	*	24	2-5	.400	1-1	1.000	1-2	.500	1	0	1	5.5	3	0	0	0	1	6	7.0
12/18/21	NORTHERN COLO.	*	15	1-1	1.000	0-0	.000	0-0	.000	1	4	5	5.4	3	0	1	0	2	2	6.6
12/22/21	VS BOISE ST.	*	20	1-4	.250	0-1	.000	1-2	.500	0	4	4	5.3	5	0	1	0	0	3	6.3
01/06/22	AT COLORADO	*	17	1-2	.500	0-0	.000	0-2	.000	0	1	1	5.0	3	1	1	3	0	2	6.0
01/08/22	AT UTAH	*	22	5-6	.833	0-0	.000	1-1	1.000	1	2	3	4.9	3	0	0	1	1	11	6.3
01/13/22	STANFORD	*	29	8-13	.615	0-1	.000	0-2	.000	5	6	11	5.3	0	0	1	2	1	16	6.9
01/15/22	CALIFORNIA	*	23	3-7	.429	0-1	.000	3-5	.600	5	3	8	5.4	5	0	2	2	0	9	7.1
01/26/22	UTAH	*	22	4-5	.800	0-0	.000	0-1	.000	1	5	6	5.4	4	0	1	1	2	8	7.1
01/30/22	COLORADO	*	16	2-5	.400	1-2	.500	0-0	.000	1	2	3	5.3	4	0	1	0	0	5	7.0
02/03/22	AT STANFORD	*	28	4-7	.571	0-1	.000	0-3	.000	1	8	9	5.5	2	0	1	1	2	8	7.1
02/05/22	AT CALIFORNIA	*	33	4-6	.667	2-2	1.000	0-1	.000	1	4	5	5.5	1	1	2	3	2	10	7.2
02/10/22	ARIZONA	*	29	4-8	.500	1-2	.500	0-0	.000	3	2	5	5.5	0	0	0	1	3	9	7.3
02/12/22	ARIZONA ST.	*	36	4-9	.444	1-1	1.000	3-4	.750	7	4	11	5.7	3	0	0	1	2	12	7.5
02/14/22	AT OREGON	*	27	3-7	.429	0-1	.000	1-2	.500	3	3	6	5.7	1	0	1	0	0	7	7.5
02/17/22	AT UCLA	*	24	1-5	.200	0-1	.000	1-2	.500	0	2	2	5.6	1	0	0	0	0	3	7.3
02/20/22	AT USC		8	0-1	.000	0-0	.000	0-0	.000	0	2	2	5.4	2	0	1	0	0	0	7.0
02/23/22	WASHINGTON	*	34	11-23	.478	0-0	.000	3-3	1.000	2	3	5	5.4	3	3	3	1	1	25	7.7
02/26/22	AT WASHINGTON	*	31	5-12	.417	0-2	.000	0-0	.000	3	4	7	5.5	4	4	0	1	0	10	7.8
TOTAL			**647**	**93-190**	**.489**	**6-22**	**.273**	**25-51**	**.490**	**57**	**96**	**153**	**5.5**	**76**	**13**	**32**	**25**	**25**	**217**	**7.8**

CAREER/SEASON HIGHS

Minutes	
Career	36 vs ASU, 2/12/22
Season	36 vs ASU, 2/12/22
Pac-12	36 vs ASU, 2/12/22
Points	
Career	25 vs Washington, 2/23/22
Season	25 vs Washington, 2/23/22
Pac-12	25 vs Washington, 2/23/22
Field Goals Made	
Career	11 vs Washington, 2/23/22
Season	11 vs Washington, 2/23/22
Pac-12	11 vs Washington, 2/23/22
Field Goal Attempts	
Career	23 vs Washington, 2/23/22
Season	23 vs Washington, 2/23/22
Pac-12	23 vs Washington, 2/23/22
3-Pt Field Goals Made	
Career	2 at Cal, 2/5/22
Season	2 at Cal, 2/5/22
Pac-12	2 at Cal, 2/5/22
3-Pt Field Goal Attempts	
Career	3 vs Seattle U, 11/12/21
Season	3 vs Seattle U, 11/12/21
Pac-12	2 (three times) vs Arizona, 2/10/22
Free Throws Made	
Career	4 vs Seattle U, 11/12/21
Season	4 vs Seattle U, 11/12/21
Pac-12	3 (three times) vs Washington, 2/23/22
Free Throws Attempted	
Career	7 vs Seattle U, 11/12/21
Season	7 vs Seattle U, 11/12/21
Pac-12	5 vs Cal, 1/15/22
Rebounds	
Career	11 (twice) vs ASU, 2/12/22
Season	11 (twice) vs ASU, 2/12/22
Pac-12	11 (twice) vs ASU, 2/12/22
Assists	
Career	4 at Washington, 2/26/22
Season	4 at Washington, 2/26/22
Pac-12	4 at Washington, 2/26/22
Blocks	
Career	3 (twice) at Cal, 2/5/22
Season	3 (twice) at Cal, 2/5/22
Pac-12	3 (twice) at Cal, 2/5/22
Steals	
Career	3 (twice) vs Arizona, 2/10/22
Season	3 (twice) vs Arizona, 2/10/22
Pac-12	3 vs Arizona, 2/10/22

Most Recent Occurrences Noted

MISC. STATS

Category	Season	Career
Double-Figure Scoring	9	9
Double-Figure Rebounding	4	4
Double-Doubles	3	3
Triple-Doubles	0	0
Led WSU in Scoring	2	2
Led WSU in Rebounding	11	11
20+ Point Games	1	1
30+ Point Games	0	0

CAREER STATS

YEAR	GP	GS	MIN	AVG	FG	FGA	PCT	3FG	3FGA	3PCT	FT	FTA	PCT	OFF	DEF	TOT	AVG	PF	FO	AST	A/G	TO	BLK	STL	PTS	AVG
2021-22	28	27	647	23.1	93	190	.489	6	22	.273	25	51	.490	57	96	153	5.5	76	2	13	0.5	32	25	25	217	7.8
TOTAL	28	27	647	23.1	93	190	.489	6	22	.273	25	51	.490	57	96	153	5.5	76	2	13	0.5	32	25	25	217	7.8

THE **LAST** TIME

A COUG SCORED 30 OR MORE POINTS:
30, Michael Flowers, at Washington, Feb. 26, 2022

AN OPP SCORED 30 OR MORE POINTS:
33, Patrick Good, Winthrop, Nov. 22, 2021

A COUG COLLECTED 15 OR MORE REBOUNDS:
15, Efe Abogidi, vs Montana State, Dec. 18, 2020

AN OPP COLLECTED 15 OR MORE REBOUNDS:
16, Cheatham Zylan, Arizona State, Feb. 7, 2019

A COUG COLLECTED 10 OR MORE ASSISTS:
11, Malachi Flynn, vs Oregon, Mar. 1, 2018

AN OPP COLLECTED 10 OR MORE ASSISTS:
10, Rylan Jones, Utah, Jan. 21, 2021

A COUG HAD 5 OR MORE STEALS:
5, Noah Williams, vs Colorado, March 20, 2020

AN OPP HAD 5 OR MORE STEALS:
5, Chris Duarte, Oregon, Jan. 16, 2020

A COUG HAD 5 OR MORE BLOCKED SHOTS:
5, Dishon Jackson, vs Eastern Washington, Nov. 27, 2021

AN OPP HAD 5 OR MORE BLOCKED SHOTS:
5, Even Mobley, USC, Feb. 13, 2021

A COUG MADE 10 OR MORE FIELD GOALS:
11, Mouhamed Gueye, vs Washington, Feb. 23, 2022

AN OPP MADE 10 OR MORE FIELD GOALS:
11, Patrick Good, Winthrop, Nov. 22, 2021

A COUG ATTEMPTED 20 OR MORE FIELD GOALS:
23, Mouhamed Gueye, vs Washington, Feb. 23, 2022

AN OPP ATTEMPTED 20 OR MORE FIELD GOALS:
21, Terrell Brown Jr., Washington, Feb. 26, 2022

A COUG MADE 10 OR MORE FREE THROWS:
11, Isaac Bonton, vs Texas Southern, Nov. 25, 2020

AN OPP MADE 10 OR MORE FREE THROWS:
12, Mason Landdeck, Eastern Washington, Nov. 27, 2021

A COUG MADE 5 OR MORE 3-PT FIELD GOALS:
7, Michael Flowers, at Washington, Feb. 26, 2022

AN OPP MADE 5 OR MORE 3-PT FIELD GOALS:
5, PJ Fuller, Washington, Feb. 23, 2022

A COUG ATTEMPTED 10 OR MORE 3-PT FGS:
12, Michael Flowers, at Washington, Feb. 26, 2022

AN OPP ATTEMPTED 10 OR MORE 3-PT FGS:
19, Patrick Good, Winthrop, Nov. 22, 2021

WSU HAD 5 OR MORE COUGS IN DOUBLE-FIGURES:
at Utah, Jan. 8, 2022

AN OPP HAD 5 OR MORE PLAYERS IN DOUBLE-FIGURES:
Stanford, Feb. 20, 2021

WSU HAD 2 OR MORE COUGS POST A DOUBLE-DOUBLE:
CJ Elleby (20 pts, 10 rbd)
& Robert Franks (18 pts, 12 rbd) vs Cal, Mar. 2, 2019

AN OPP HAD 2 OR MORE PLAYERS POST A DOUBLE-DOUBLE:
Stone Gettings (19 pts, 12 rbds)
& Zeke Nnaji (10 pts, 10 rbds) Arizona, Feb. 1, 2020

WSU HAD A TRIPLE-DOUBLE:
Kyle Weaver (14 pts, 13 rbd, 10 ast), vs Stanford, Jan. 13, 2007

AN OPP HAD A TRIPLE-DOUBLE:

RECORD **WHEN**

Overall	**15-13**	Allowing fewer than five 3-pointers	3-3
At home	10-6	Allowing 5-9 3-pointers	11-8
On the road/Neutral	5-7	Allowing 10+ 3-pointers	1-2
In overtime	0-0	Making more FTs	11-5
After a win (won opener)	8-7	Making fewer FTs	3-7
After a loss	6-6	Making same FTs	0-1
Leading at halftime	13-9	Making fewer than 10 FTs	4-7
Trailing at halftime	1-4	Making 10-19 FTst	8-5
Tied at halftime	1-0	Making 20+ FTs	3-1
Leading by 1-5 at half	2-5	Opponent makes fewer than 10 FTs	4-4
Leading by 6-10 at half	2-2	Opponent makes 10-19 FTs	10-8
Leading by 10+ at half	9-2	Opponent makes 20+ FTs	1-1
Outscoring opp. in 2nd half	10-3	Outrebounding opponent	13-5
Outscored by opp. in 2nd half	5-10	Outrebounded by opponent	2-7
Scoring same points in 2nd half	0-0	Same rebounds	0-1
Leading with 5 minutes remaining	15-3	Fewer than 10 assists	5-7
Trailing with 5 minutes remaining	0-10	10-19 assists	10-6
Tied with 5 minutes remaining	0-0	20+ assists	0-0
Scoring fewer than 50 points	0-0	No blocks	0-0
Scoring 50-59 points	1-5	1-4 blocks	10-10
Scoring 60-69 points	3-4	5+ blocks	6-3
Scoring 70-79 points	6-4	Committing more turnovers	3-2
Scoring 80-89 points	2-0	Committing fewer turnovers	9-9
Scoring 90-99 points	2-0	Committing same turnovers	3-2
Scoring 100+ points	1-0	Committing fewer than 10 turnovers	4-4
Allowing 39 or fewer points	1-0	Committing 10-19 turnovers	11-9
Allowing 40-49 points	1-0	Committing 20+ turnovers	0-0
Allowing 50-59 points	3-2	Forcing fewer than 10 turnovers	1-0
Allowing 60-69 points	8-5	Forcing 10-19 turnovers	14-13
Allowing 70-79 points	1-5	Forcing 20+ turnovers	0-0
Allowing 80-89 points	1-1	In day games	5-6
Allowing 90+ points	0-0	In night games	10-7
Decided by 1 point	0-0	On Sunday	1-1
Decided by 2-3 points	0-6	On Monday	2-1
Decided by 4-5 points	1-3	On Tuesday	1-0
Decided by 6-9 points	5-2	On Wednesday	3-1
Decided by 10-19 points	4-1	On Thursday	3-4
Decided by 20+ points	5-1	On Friday	1-0
Higher field goal percentage	11-0	On Saturday	4-6
Lower field goal percentage	4-13	In November	5-1
Same field goal percentage	0-0	In December	3-4
Shooting less than 30%	0-1	In January	4-2
Shooting 30-39%	3-10	In February	3-6
Shooting 40-49%	9-2	In March	0-0
Shooting 50+ %	3-0	vs. Pac-12	8-9
Opponent shoots less than 30%	2-0	vs. Pac-12 at home	4-4
Opponent shoots 30-39%	10-1	vs. Pac-12 on the road	4-5
Opponent shoots 40-49%	3-8	vs. ranked opponents	0-4
Opponent shoots 50+ %	0-4	Winning the opening tip	9-7
More made 3-pt than opponent	11-10	Losing the opening tip	6-6
Fewer made 3-pt than opponent	2-2	Wearing White	9-5
Same made 3-pt than opponent	2-1	Wearing Crimson	3-5
Making fewer than five 3-pointers	2-0	Wearing Anthracite	3-3
Making 5-9 3-pointers	4-10		
Making 10+ 3-pointers	9-3		

THE LAST TIME **WSU BASKETBALL**

SCORING

Less than 40 points	25 Arizona at Tucson, 1/2/14
40-49 points	49 vs Arizona at Pullman, 2/1/20
90-99 points	94 vs Weber State at Pullman, 12/8/21
100+ points (regulation)	109 vs Idaho at Moscow, 11/18/21
100+ points	109 vs Idaho at Moscow, 11/18/21

OPPONENT SCORING

Less than 40 points	29 Arizona State at Tempe, 12/1/21
40-49 points	43 Colorado at Pullman, 1/30/22
90-99 points	91 UCLA at Los Angeles, 1/14/21
100+ points (regulation)	103 Creighton at St. Thomas, Virgin Islands, 11/18/16
100+ points	103 Creighton at St. Thomas, Virgin Islands, 11/18/16

FIELD GOAL PERCENTAGE

Less than .200 shooting	UNKNOWN
.200-.299 shooting	.283 (15-53) at UCLA at Los Angeles, 2/17/22
.300-.399 shooting	.343 (24-70) at Washington at Seattle, 2/26/22
.300-.399 shooting and won	.369 (24-65) vs Utah at Pullman, 1/26/22
.600 shooting or higher	.606 (40-66) vs Idaho at Moscow, 11/18/21

OPPONENT FIELD GOAL PERCENTAGE

Less than .200 shooting	.167 (9-54) Miss.Valley St. at Pullman, 11/15/08
.200-.299 shooting	.286 (16-56) Colorado at Pullman, 1/30/22
.300-.399 shooting	.390 (23-59) Stanford at Stanford, 2/3/22
.300-399 shooting and won	.360 (18-50) Boise St. at Spokane, 12/22/21
.600 shooting or higher	.630 (29-46) Utah at Salt Lake City, 1/25/20

BASKETS MADE

40+ field goals made	(40-66) vs Idaho at Moscow, 11/18/21
10+ 3-point field goals made	(10-33) vs Arizona State at Pullman, 2/12/2
15+ 3-point field goals made	(15-31) at USC, at Los Angeles, 2/20/22
Did not make a 3-pointer	(0-6) vs. Oregon at Los Angeles, 3/12/09
Made 30+ free throws	(39-51) vs. Rider at Pullman, 12/17/18
Attempted 45+ free throws	(39-51) vs. Rider at Pullman, 12/17/18
Attempted less than five free throws	(2-3) vs. Arizona at Pullman, 2/10/22
Attempted 5-10 free throws	(5-10) at USC, at Los Angeles, 2/20/22
Attempted 11-15 free throws	(13-13) at Washington at Seattle, 2/26/22
Attempted zero free throws in a half	at Oregon (1st) at Eugene, 2/14/22

OPPONENT BASKETS MADE

40+ field goals made	(40-71) Creighton at St. Thomas, Virgin Islands, 11/18/16
10+ 3-point field goals made	(10-20) UCLA at Los Angeles, 2/17/22
15+ 3-point field goals made	(16-30) Winthrop at Pullman, 11/22/21
Did not make a 3-pointer	(0-15) Mississippi Valley State at Spokane, 11/24/07
Made 30+ free throws	(31-40) Colorado at Boulder, 2/11/16
Attempted 45+ free throws	(32-47) Colorado State at Fort Collins, 12/14/02
Attempted less than five free throws	(4-4) Santa Clara at Pullman, 12/17/16
Attempted 5-10 free throws	(4-6) Arizona State at Pullman, 2/12/2
Attempted 11-15 free throws	(7-14) Oregon at Eugene, 2/14/22
Attempted zero free throws in a half	Arizona State (2nd) at Pullman, 2/12/2

REBOUNDS

Less than 10 rebounds	UNKNOWN
10-20 rebounds	20 (3 off/17 def) vs. Arizona at Tucson, 1/26/17
50+ rebounds	53 (15 off/38 def) at Arizona State at Tempe, 12/1/21
20+ rebound margin	+20 (48/24) at Washington at Seattle, 1/31/21

OPPONENT REBOUNDS

Less than 10 rebounds	7 Princeton at East Lansing, Mich., 12/29/92
10-20 rebounds	16 (2 off/14 def) Idaho State at Kennewick, 12/29/12
50+ rebounds	53 (15/38) Arizona at Pullman, 1/2/21
20+ rebound margin	+20 (49/29) Stanford at Palo Alto, 2/28/19

STEALS

10-14 steals	10 vs Arizona at Pullman, 2/10/22
15+ steals	16 vs Wyoming at Pullman, 11/30/05

OPPONENT STEALS

10-14 steals	10 Stanford at Pullman, 1/13/22
15+ steals	15 Washington at Seattle, 2/28/20

ASSISTS

15-19 assists	19 vs Washington at Pullman, 2/23/22
20-25 assists	22 vs Cal at Pullman, 2/18/21
More than 25 assists	27 vs. CSUN at Pullman, 11/27/18

OPPONENT ASSISTS

15-19 assists	18 UCLA at Los Angeles, 2/17/22
20-25 assists	20 Stanford at Pullman, 2/20/21
More than 25 assists	30 Arizona at Tucson, 2/1/01

TURNOVERS

Less than 5 turnovers	3 vs Seattle U at Pullman, 11/7/19
5-10 turnovers	9 vs Washington at Pullman, 2/23/22
25-30 turnovers	25 vs. Kansas State at Manhattan, Kan., 12/5/09
31-35 turnovers	31 vs. UCLA at Los Angeles, 2/25/99
35 or more turnovers	37 vs. USC at Pullman, 1/10/65

OPPONENT TURNOVERS

Less than 5 turnovers	4 Washington at Seattle, 3/2/16
5-10 turnovers	8 Cal at Pullman, 1/15/22
25-30 turnovers	25 Gonzaga at Spokane, 12/8/10
31-35 turnovers	32 Prairie View A&M at Pullman, 11/24/01
35 or more turnovers	35 Central Connecticut State, 11/22/91

BLOCKED SHOTS

10+ blocked shots	11 vs Portland at Seattle, 11/23/10

OPPONENT BLOCKED SHOTS

10+ blocked shots	11 California at Berkeley, 1/12/13

FREE THROW PERCENTAGE

Less than .500	.400 (4-10) vs Stanford at Pullman, 1/13/22
.900-.999	.900 (9-10) vs Arizona State at Pullman, 2/12/2
1.000	1.000 (13-13) at Washington at Seattle, 2/26/22

OPPONENT FREE THROW PERCENTAGE

Less than .500	.250 (2-8) Arizona State at Tempe, 12/1/21
.900-.999	.909 (10-11) Incarnate Word at Pullman, 12/21/19
1.000	1.000 (5-5) Cal at Berkeley, 2/5/22

MARGIN OF VICTORY

1-point	69-68 vs. Santa Clara at Pullman, 12/17/16
2-points	67-65 vs Arizona St. at Pullman, 1/29/20
20-29 points	27 (70-43) vs Colorado at Pullman, 1/30/22
Back-to-back 20+ points	28 (82-54) vs Montana St. at Pullman, 12/18/20
	28 (90-62) vs Prairie View A&M at Pullman, 12/21/20
30-40 points	34 (94-60) vs Weber State at Pullman, 12/8/21
41-50 points	48 (109-61) vs Idaho at Moscow, 11/18/21
50+ points	51 (76-25) vs. Mississippi Valley State at Pullman, 11/15/08
30+ halftime lead	30 (47-17) vs. Sacramento State at Pullman, 11/30/10
Single-overtime win	vs. UCLA at Pullman, 1/4/20 (79-71)
Double-overtime win	vs. Washington at Pullman, 3/8/08 (76-73)
Triple-overtime win	vs Stanford at Pullman, 2/20/21 (85-76)

OPPONENT MARGIN OF VICTORY

1-point	71-70 (OT) Colorado at Spokane, 1/8/14
2-points	62-60 USC at Los Angeles, 2/20/22
20-29 points	20 (76-56) UCLA at Los Angeles, 2/17/22
Back-to-back 20+ points	20 (78-58) Oregon at Eugene, 1/27/19
	20 (87-67) UCLA at Pullman, 1/30/19
30-40 points	31 (91-61) UCLA at Los Angeles, 1/14/21
40+ points	48 (98-50) Stanford at Palo Alto, 2/28/19
30+ halftime lead	34 (19-53) Arizona at Pullman, 2/15/15
Single-overtime win	Arizona State at Tempe, 2/27/21 (77-74)
Double-overtime win	Arizona at Pullman, 1/2/21 (86-82)
Triple-overtime win	Oregon at Pullman, 1/14/99 (87-83)

TEAM GAME HIGH/LOWS

Washington St. - Game Highs

POINTS	109		at Idaho (11/18/2021)
	94		Weber St. (12/08/2021)
	92		Winthrop (11/22/2021)
	85		Alcorn (11/09/2021)
	82		Northern Colo. (12/18/2021)
FIELD GOALS MADE	40		at Idaho (11/18/2021)
	38		Weber St. (12/08/2021)
FIELD GOAL ATTEMPTS	73		at Oregon (02/14/2022)
	73		Arizona (02/10/2022)
FIELD GOAL PERCENTAGE	.606	(40-66)	at Idaho (11/18/2021)
	.576	(38-66)	Weber St. (12/08/2021)
3 PT FG MADE	15		at Southern California (02/20/202
	13		Weber St. (12/08/2021)
3 PT FG ATTEMPTS	36		Alcorn (11/09/2021)
	35		vs South Dakota St. (N) (12/11/2(
3 PT FG PERCENTAGE	.591	(13-22)	Weber St. (12/08/2021)
	.556	(10-18)	Winthrop (11/22/2021)
FREE THROWS MADE	28		Winthrop (11/22/2021)
	24		Eastern Wash. (11/27/2021)
	24		Alcorn (11/09/2021)
FREE THROW ATTEMPTS	37		Winthrop (11/22/2021)
	33		Seattle U (11/12/2021)
FREE THROW PERCENTAGE	1.000	(13-13)	at Washington (02/26/2022)
	.938	(15-16)	Utah (01/26/2022)
REBOUNDS	53		at Arizona St. (12/01/2021)
	49		at Oregon (02/14/2022)
ASSISTS	19		Washington (02/23/2022)
	19		Weber St. (12/08/2021)
STEALS	11		New Mexico St. (12/15/2021)
	10		Arizona (02/10/2022)
	10		Utah (01/26/2022)
BLOCKED SHOTS	8		at Arizona St. (12/01/2021)
	7		Eastern Wash. (11/27/2021)
	7		UC Santa Barbara (11/15/2021)
	7		Seattle U (11/12/2021)
TURNOVERS	17		Colorado (01/30/2022)
	17		Stanford (01/13/2022)
	17		New Mexico St. (12/15/2021)
FOULS	25		at Colorado (01/06/2022)
	24		vs Boise St. (N) (12/22/2021)

Washington St. - Game Lows

POINTS	51		at Arizona St. (12/01/2021)
	52		vs Boise St. (N) (12/22/2021)
	55		Arizona St. (02/12/2022)
	56		at UCLA (02/17/2022)
	57		Stanford (01/13/2022)
FIELD GOALS MADE	15		at UCLA (02/17/2022)
	18		Arizona St. (02/12/2022)
	18		vs Boise St. (N) (12/22/2021)
	18		at Arizona St. (12/01/2021)
FIELD GOAL ATTEMPTS	49		at Stanford (02/03/2022)
	52		Winthrop (11/22/2021)
FIELD GOAL PERCENTAGE	.283	(15-53)	at UCLA (02/17/2022)
	.301	(22-73)	at Oregon (02/14/2022)
3 PT FG MADE	2		UC Santa Barbara (11/15/2021)
	4		Washington (02/23/2022)
3 PT FG ATTEMPTS	16		UC Santa Barbara (11/15/2021)
	17		Washington (02/23/2022)
3 PT FG PERCENTAGE	.125	(2-16)	UC Santa Barbara (11/15/2021)
	.233	(7-30)	at UCLA (02/17/2022)
FREE THROWS MADE	2		Arizona (02/10/2022)
	4		Stanford (01/13/2022)
FREE THROW ATTEMPTS	3		Arizona (02/10/2022)
	8		Weber St. (12/08/2021)
FREE THROW PERCENTAGE	.400	(4-10)	Stanford (01/13/2022)
	.500	(8-16)	at Stanford (02/03/2022)
	.500	(5-10)	at Southern California (02/20/202
REBOUNDS	26		at UCLA (02/17/2022)
	26		at Stanford (02/03/2022)
ASSISTS	5		vs Boise St. (N) (12/22/2021)
	5		Eastern Wash. (11/27/2021)
STEALS	2		Weber St. (12/08/2021)
	3		California (01/15/2022)
BLOCKED SHOTS	2		at Utah (01/08/2022)
	2		vs Boise St. (N) (12/22/2021)
	2		Northern Colo. (12/18/2021)
TURNOVERS	5		at Idaho (11/18/2021)
	6		California (01/15/2022)
FOULS	9		at California (02/05/2022)
	12		Arizona (02/10/2022)

Opponent - Game Highs

POINTS	86		Winthrop (11/22/2021)
	83		at Colorado (01/06/2022)
	78		at Washington (02/26/2022)
	77		vs South Dakota St. (N) (12/11/2021)
	76		at UCLA (02/17/2022)
	76		Eastern Wash. (11/27/2021)
FIELD GOALS MADE	30		Winthrop (11/22/2021)
	29		at Colorado (01/06/2022)
FIELD GOAL ATTEMPTS	65		Winthrop (11/22/2021)
	61		at California (02/05/2022)
FIELD GOAL PERCENTAGE	.538	(28-52)	vs South Dakota St. (N) (12/11/2021)
	.519	(28-54)	at UCLA (02/17/2022)
3 PT FG MADE	16		Winthrop (11/22/2021)
	10		at UCLA (02/17/2022)
	10		vs South Dakota St. (N) (12/11/2021)
3 PT FG ATTEMPTS	32		Northern Colo. (12/18/2021)
	31		at Stanford (02/03/2022)
3 PT FG PERCENTAGE	.625	(10-16)	vs South Dakota St. (N) (12/11/2021)
	.538	(7-13)	at Southern California (02/20/2022)
FREE THROWS MADE	22		at Washington (02/26/2022)
	20		at Utah (01/08/2022)
FREE THROW ATTEMPTS	29		at Washington (02/26/2022)
	27		at Colorado (01/06/2022)
FREE THROW PERCENTAGE	1.000	(5-5)	at California (02/05/2022)
	.857	(18-21)	vs Boise St. (N) (12/22/2021)
REBOUNDS	46		Arizona (02/10/2022)
	43		at Oregon (02/14/2022)
ASSISTS	18		at UCLA (02/17/2022)
	17		Arizona (02/10/2022)
	17		at Colorado (01/06/2022)
STEALS	10		Stanford (01/13/2022)
	8		at Colorado (01/06/2022)
	8		Southern California (12/04/2021)
BLOCKED SHOTS	6		at Washington (02/26/2022)
	6		at Oregon (02/14/2022)
	6		vs Boise St. (N) (12/22/2021)
	6		at Arizona St. (12/01/2021)
TURNOVERS	19		Arizona St. (02/12/2022)
	19		Utah (01/26/2022)
	19		Stanford (01/13/2022)
FOULS	29		Winthrop (11/22/2021)
	28		Alcorn (11/09/2021)

Opponent - Game Lows

POINTS	29		at Arizona St. (12/01/2021)
	43		Colorado (01/30/2022)
	54		Utah (01/26/2022)
	56		Northern Colo. (12/18/2021)
	57		California (01/15/2022)
FIELD GOALS MADE	12		at Arizona St. (12/01/2021)
	16		Colorado (01/30/2022)
FIELD GOAL ATTEMPTS	45		at Southern California (02/20/2022)
	46		Utah (01/26/2022)
FIELD GOAL PERCENTAGE	.211	(12-57)	at Arizona St. (12/01/2021)
	.286	(16-56)	Colorado (01/30/2022)
3 PT FG MADE	2		Southern California (12/04/2021)
	2		UC Santa Barbara (11/15/2021)
3 PT FG ATTEMPTS	11		at Washington (02/26/2022)
	12		Southern California (12/04/2021)
3 PT FG PERCENTAGE	.115	(3-26)	at Arizona St. (12/01/2021)
	.154	(2-13)	UC Santa Barbara (11/15/2021)
FREE THROWS MADE	2		at Arizona St. (12/01/2021)
	4		Arizona St. (02/12/2022)
FREE THROW ATTEMPTS	5		at California (02/05/2022)
	6		Arizona St. (02/12/2022)
FREE THROW PERCENTAGE	.250	(2-8)	at Arizona St. (12/01/2021)
	.500	(7-14)	at Oregon (02/14/2022)
REBOUNDS	24		Weber St. (12/08/2021)
	27		Alcorn (11/09/2021)
ASSISTS	4		vs Boise St. (N) (12/22/2021)
	6		Weber St. (12/08/2021)
	6		at Arizona St. (12/01/2021)
STEALS	0		at Idaho (11/18/2021)
	1		Northern Colo. (12/18/2021)
BLOCKED SHOTS	0		at Stanford (02/03/2022)
	0		vs South Dakota St. (N) (12/11/2021)
TURNOVERS	8		California (01/15/2022)
	11		at Washington (02/26/2022)
	11		Southern California (12/04/2021)
	11		UC Santa Barbara (11/15/2021)
FOULS	10		Arizona (02/10/2022)
	11		Colorado (01/30/2022)

INDIVIDUAL GAME HIGHS

Washington St. - Individual Game Highs

POINTS	30		Michael Flowers at Washington (02/26/2022)
	25		Mouhamed Gueye vs Washington (02/23/2022)
	25		Tyrell Roberts at Colorado (01/06/2022)
	24		Michael Flowers vs South Dakota St. (N) (12/11/2021)
	23		Michael Flowers at Oregon (02/14/2022)
	23		Tyrell Roberts vs Eastern Wash. (11/27/2021)
FIELD GOALS MADE	11		Mouhamed Gueye vs Washington (02/23/2022)
	9		Michael Flowers at Washington (02/26/2022)
	9		Tyrell Roberts at Colorado (01/06/2022)
	9		Michael Flowers vs South Dakota St. (N) (12/11/2021)
FIELD GOAL ATTEMPTS	23		Mouhamed Gueye vs Washington (02/23/2022)
	21		Michael Flowers at Oregon (02/14/2022)
FIELD GOAL PERCENTAGE (min 5 made)	1.000	(6-6)	Efe Abogidi at Colorado (01/06/2022)
	1.000	(5-5)	DJ Rodman vs Weber St. (12/08/2021)
3 PT FG MADE	7		Michael Flowers at Washington (02/26/2022)
	6		DJ Rodman vs Northern Colo. (12/18/2021)
3 PT FG ATTEMPTS	14		Michael Flowers at Oregon (02/14/2022)
	13		Michael Flowers vs Eastern Wash. (11/27/2021)
3 PT FG PERCENTAGE (min 2 made)	1.000	(4-4)	DJ Rodman vs Weber St. (12/08/2021)
	1.000	(3-3)	Noah Williams at Southern California (02/20/2022)
	1.000	(3-3)	TJ Bamba vs Southern California (12/04/2021)
	1.000	(2-2)	Mouhamed Gueye at California (02/05/2022)
	1.000	(2-2)	Andrej Jakimovski vs Weber St. (12/08/2021)
	1.000	(2-2)	Noah Williams vs Winthrop (11/22/2021)
	1.000	(2-2)	Andrej Jakimovski vs Winthrop (11/22/2021)
	1.000	(2-2)	Andrej Jakimovski at Idaho (11/18/2021)
FREE THROWS MADE	8		Michael Flowers vs California (01/15/2022)
	8		Tyrell Roberts vs Eastern Wash. (11/27/2021)
	8		Michael Flowers vs Winthrop (11/22/2021)
FREE THROW ATTEMPTS	11		Michael Flowers vs Winthrop (11/22/2021)
	9		Michael Flowers vs California (01/15/2022)
FREE THROW PERCENTAGE (min 3 made)	1.000	(8-8)	Tyrell Roberts vs Eastern Wash. (11/27/2021)
	1.000	(7-7)	Michael Flowers at California (02/05/2022)
	1.000	(6-6)	Noah Williams vs Alcorn (11/09/2021)
	1.000	(5-5)	Michael Flowers at Washington (02/26/2022)
	1.000	(5-5)	TJ Bamba vs Utah (01/26/2022)
	1.000	(5-5)	Tyrell Roberts vs Seattle U (11/12/2021)
	1.000	(4-4)	Ryan Rapp at UCLA (02/17/2022)
	1.000	(4-4)	TJ Bamba vs Arizona St. (02/12/2022)
	1.000	(4-4)	Efe Abogidi at Utah (01/08/2022)
	1.000	(4-4)	Tyrell Roberts at Colorado (01/06/2022)
	1.000	(4-4)	Noah Williams vs Northern Colo. (12/18/2021)
	1.000	(4-4)	Efe Abogidi vs Northern Colo. (12/18/2021)
	1.000	(4-4)	Noah Williams vs New Mexico St. (12/15/2021)
	1.000	(4-4)	Noah Williams vs Southern California (12/04/2021)
	1.000	(4-4)	Andrej Jakimovski vs Eastern Wash. (11/27/2021)
	1.000	(4-4)	Tyrell Roberts vs Winthrop (11/22/2021)
	1.000	(4-4)	Tyrell Roberts at Idaho (11/18/2021)
	1.000	(4-4)	Ryan Rapp at Idaho (11/18/2021)
	1.000	(4-4)	Michael Flowers vs Alcorn (11/09/2021)
	1.000	(3-3)	Mouhamed Gueye vs Washington (02/23/2022)
REBOUNDS	14		Efe Abogidi vs Washington (02/23/2022)
	12		Andrej Jakimovski vs Boise St. (N) (12/22/2021)
ASSISTS	7		Michael Flowers vs Washington (02/23/2022)
	6		Michael Flowers at Utah (01/08/2022)
	6		Michael Flowers vs Alcorn (11/09/2021)
STEALS	5		Michael Flowers vs Arizona St. (02/12/2022)
	4		Efe Abogidi at California (02/05/2022)
BLOCKED SHOTS	6		Efe Abogidi vs UC Santa Barbara (11/15/2021)
	5		Dishon Jackson vs Eastern Wash. (11/27/2021)
TURNOVERS	6		Michael Flowers vs Arizona St. (02/12/2022)
	5		Noah Williams vs Winthrop (11/22/2021)

Opponent - Individual Game Highs

POINTS	33		Patrick Good vs Winthrop (11/22/2021)
	25		Terrell Brown Jr. at Washington (02/26/2022)
	25		Amadou Sow vs UC Santa Barbara (11/15/2021)
	24		Spencer Jones at Stanford (02/03/2022)
	24		Mason Landdeck vs Eastern Wash. (11/27/2021)
FIELD GOALS MADE	11		Patrick Good vs Winthrop (11/22/2021)
	10		Spencer Jones at Stanford (02/03/2022)
FIELD GOAL ATTEMPTS	21		Terrell Brown Jr. at Washington (02/26/2022)
	19		Patrick Good vs Winthrop (11/22/2021)
FIELD GOAL PERCENTAGE (min 5 made)	1.000	(5-5)	Kur Jongkuch vs Northern Colo. (12/18/2021)
	.875	(7-8)	Evan Battey at Colorado (01/06/2022)
3 PT FG MADE	11		Patrick Good vs Winthrop (11/22/2021)
	5		PJ Fuller vs Washington (02/23/2022)
3 PT FG ATTEMPTS	19		Patrick Good vs Winthrop (11/22/2021)
	9		PJ Fuller vs Washington (02/23/2022)
3 PT FG PERCENTAGE (min 2 made)	1.000	(3-3)	Johnny Juzang at UCLA (02/17/2022)
	1.000	(3-3)	Zeke Mayo vs South Dakota St. (N) (12/11/2021)
	1.000	(2-2)	Boogie Ellis at Southern California (02/20/2022)
	1.000	(2-2)	Max Agbonkpolo at Southern California (02/20/2022)
	1.000	(2-2)	Jake Kyman at UCLA (02/17/2022)
FREE THROWS MADE	12		Mason Landdeck vs Eastern Wash. (11/27/2021)
	9		Terrell Brown Jr. at Washington (02/26/2022)
	9		Abu Kigab vs Boise St. (N) (12/22/2021)
	9		Amadou Sow vs UC Santa Barbara (11/15/2021)
FREE THROW ATTEMPTS	14		Mason Landdeck vs Eastern Wash. (11/27/2021)
	12		Terrell Brown Jr. at Washington (02/26/2022)
FREE THROW PERCENTAGE (min 3 made)	1.000	(8-8)	Sir'Jabari Rice vs New Mexico St. (12/15/2021)
	1.000	(6-6)	Dusan Mahorcic at Utah (01/08/2022)
	1.000	(5-5)	Keeshawn Barthelemy at Colorado (01/06/2022)
	1.000	(5-5)	Teddy Allen vs New Mexico St. (12/15/2021)
	1.000	(4-4)	Emmitt Matthews Jr. at Washington (02/26/2022)
	1.000	(4-4)	Max Agbonkpolo at Southern California (02/20/2022)
	1.000	(4-4)	Rollie Worster vs Utah (01/26/2022)
	1.000	(4-4)	Both Gach at Utah (01/08/2022)
	1.000	(4-4)	Tyson Degenhart vs Boise St. (N) (12/22/2021)
	1.000	(4-4)	Matt Johnson vs Northern Colo. (12/18/2021)
	1.000	(4-4)	Tre'Shon Smoots vs Northern Colo. (12/18/2021)
	1.000	(4-4)	JJ Overton vs Weber St. (12/08/2021)
	1.000	(4-4)	Ethan Kilgore at Idaho (11/18/2021)
	1.000	(4-4)	Darrious Agnew vs Alcorn (11/09/2021)
	1.000	(4-4)	Dontrell McQuarter vs Alcorn (11/09/2021)
	1.000	(3-3)	Cody Riley at UCLA (02/17/2022)
	1.000	(3-3)	Bennedict Mathurin vs Arizona (02/10/2022)
	1.000	(3-3)	Jalen Celestine at California (02/05/2022)
	1.000	(3-3)	Nique Clifford at Colorado (01/06/2022)
	1.000	(3-3)	Dillon Jones vs Weber St. (12/08/2021)
REBOUNDS	14		Andre Kelly vs California (01/15/2022)
	12		Dalen Terry vs Arizona (02/10/2022)
ASSISTS	8		Terrell Brown Jr. vs Washington (02/23/2022)
	7		Darrion Trammell vs Seattle U (11/12/2021)
STEALS	4		Jaylen Clark at UCLA (02/17/2022)
	4		Julian Hammond III at Colorado (01/06/2022)
BLOCKED SHOTS	4		Franck Kepnang at Oregon (02/14/2022)
	4		Christian Koloko vs Arizona (02/10/2022)
TURNOVERS	6		Isaiah Mobley at Southern California (02/20/2022)
	6		Jalen Graham vs Arizona St. (02/12/2022)

CHARTING THE COUGS

Times Led WSU in Scoring

Tyrell Roberts	10
Michael Flowers	10
Noah Williams	3
Mouhamed Gueye	2
Andrej Jakimovski	2
Efe Abogidi	1
DJ Rodman	1

Times Led WSU in Rebounding

Mouhamed Gueye	11
Efe Abogidi	7
Andrej Jakimovski	5
Dishon Jackson	4
Michael Flowers	2
TJ Bamba	2
Tyrell Roberts	2
DJ Rodman	1

Times Led WSU in Assists

Michael Flowers	16
Noah Williams	7
Tyrell Roberts	7
Andrej Jakimovski	2
DJ Rodman	2
TJ Bamba	2
Mouhamed Gueye	2

Times Led WSU in Steals

Noah Williams	8
TJ Bamba	7
Michael Flowers	6
Andrej Jakimovski	4
Mouhamed Gueye	3
Tyrell Roberts	3
Efe Abogidi	3
Jefferson Koulibaly	2
DJ Rodman	2

Times Led WSU in Blocks

Efe Abogidi	19
Mouhamed Gueye	9
Dishon Jackson	4
DJ Rodman	3
Andrej Jakimovski	3
TJ Bamba	2
Noah Williams	2
Noah Williams	1
Ryan Rapp	1

Double-Figure Scoring Games

Michael Flowers	20
Tyrell Roberts	16
Noah Williams	16
Mouhamed Gueye	9
Andrej Jakimovski	8
Efe Abogidi	7
TJ Bamba	7
Dishon Jackson	2
DJ Rodman	2
Jefferson Koulibaly	1
Ryan Rapp	1

20-Plus Point Games

Michael Flowers	7
Tyrell Roberts	2
DJ Rodman	1
Mouhamed Gueye	1
Efe Abogidi	1

30-Plus Point Games

Michael Flowers	1

40-Plus Point Games

Double-Doubles

Mouhamed Gueye	3
Andrej Jakimovski	3
Efe Abogidi	3
Dishon Jackson	1
DJ Rodman	1

Consecutive Double-Figure Scoring Games (Active)

Michael Flowers	3
Mouhamed Gueye	2

Double-Digit Scoring Halves

Michael Flowers	15 (6/9)
Tyrell Roberts	11 (6/5)
Noah Williams	7 (4/3)
Mouhamed Gueye	4 (3/1)
Efe Abogidi	3 (1/2)
TJ Bamba	2 (0/2)
DJ Rodman	2 (0/2)

Technical Fouls

Washington State	4
Opponents	3

Jump Balls Controlled

Washington State	16
Opponents	12

Dishon Jackson	*0/1*
Mouhamed Gueye	*15/26*
Efe Abogidi	*1/1*

Record when winning tip (9-7)

Three-Point Plays	**(Made/Att)**
Washington State	21/34
Opponents	33/48

Dishon Jackson	*5/7*
Efe Abogidi	*4/6*
DJ Rodman	*3/4*
Mouhamed Gueye	*2/5*
Noah Williams	*2/4*
Michael Flowers	*2/2*
TJ Bamba	*1/3*
Tyrell Roberts	*1/2*
Andrej Jakimovski	*1/1*

Four-Point Plays

Washington State	0/1
Opponents	1/1

Consecutive Free Throws Made (Active)

TJ Bamba	13
Ryan Rapp	10
Michael Flowers	9
DJ Rodman	5
Tyrell Roberts	4
Dishon Jackson	4
Jefferson Koulibaly	3
Noah Williams	3
Mouhamed Gueye	3
Carlos Rosario	2
Andrej Jakimovski	-
Efe Abogidi	-

Longest streak of the season

Tyrell Roberts	25

(third longest streak in program history)

Five-Second Violations

Washington State	1
Opponents	2

Shot Clock Violations

Washington State	22
Opponents	19

Ten-Second Violations

Washington State	-
Opponents	1

First to Score

Washington State	14
Opponents	14

Record when scoring first (10-4)
Record when opp scores first (5-9)

First to Score for WSU

Michael Flowers	6
Tyrell Roberts	5
Mouhamed Gueye	5
TJ Bamba	4
Efe Abogidi	3
Dishon Jackson	2
Noah Williams	2
DJ Rodman	1

How WSU Scored First Points

3-Pointer	12
Layup	10
Jump Shot	3
Free Throw	2
Dunk	1

First Substitutions

Dishon Jackson	9
DJ Rodman	6
Andrej Jakimovski	5
Noah Williams	5
Efe Abogidi	4
Tyrell Roberts	3
TJ Bamba	2
Jefferson Koulibaly	1
Mouhamed Gueye	1

Charges Drawn

Washington State	55
Opponents	22

Noah Williams	*13*
Tyrell Roberts	*9*
DJ Rodman	*8*
TJ Bamba	*7*
Michael Flowers	*5*
Mouhamed Gueye	*4*
Jefferson Koulibaly	*3*
Dishon Jackson	*2*
Andrej Jakimovski	*2*
Matt DeWolf	*1*
Ryan Rapp	*1*

FIRST HALF POINTS

WASHINGTON STATE	949
OPPONENTS	777

SECOND HALF POINTS

WASHINGTON STATE	1025
OPPONENTS	1008

OVERTIME POINTS

WASHINGTON STATE	-
OPPONENTS	-

POINTS OFF TURNOVERS

WASHINGTON STATE	449 (16.0)
OPPONENTS	289 (10.3)

SECOND CHANCE POINTS

WASHINGTON STATE	344 (12.3)
OPPONENTS	263 (9.4)

POINTS IN THE PAINT

WASHINGTON STATE	698 (24.9)
OPPONENTS	675 (24.1)

FASTBREAK POINTS

WASHINGTON STATE	156 (5.6)
OPPONENTS	176 (6.3)

BENCH POINTS

WASHINGTON STATE	583 (20.8)
OPPONENTS	540 (19.3)

LARGEST WSU HALFTIME LEAD
21 vs Colorado (Jan. 30)

LARGEST WSU HALFTIME DEFICIT
13 vs Arizona (Feb. 10)

LARGEST WSU WIN
48 at Idaho (Nov. 18)

LARGEST WSU LOSS
20 at UCLA (Feb. 17)

LARGEST WSU LEAD
54 (2nd) at Idaho (Nov. 18)

LARGEST WSU DEFICIT
25 (2nd) at UCLA (Feb. 17)

LARGEST WSU DEFICIT IN WIN
6 (1st) vs Northern Colorado (Dec. 18)

SMALLEST WSU MARGIN OF VICTORY
4 at Cal (Feb. 5)

SMALLEST OPP. MARGIN OF VICTORY
2 vs USC (Dec. 4)
2 at USC (Feb. 20)

GAME **COMPARISONS**

Opponent	1st	2nd	Score	Mar	Total FG	FG Pct	3-Pointers	3FG Pct	Free Throws	FT Pct	Rbds	Mar	Assist	TOver	Block	Steal	Fouls
Alcorn (11/09/21)	39-25	46-42	85-67	18	25-58/23-60	.431/.383	11-36/4-17	.306/.235	24-30/17-21	.800-.810	46/27	19	16/7	14/12	4/3	5/5	20/28
Seattle U (11/12/21)	35-32	44-29	79-61	18	26-54/19-55	.481/.345	8-23/8-24	.348/.333	19-33/15-20	.576-.750	39/35	4	9/9	12/13	7/4	4/4	22/26
UC Santa Barbara (11/15/21)	41-25	32-40	73-65	8	28-61/23-59	.459/.390	2-16/2-13	.125/.154	15-18/17-25	.833-.680	36/33	3	10/10	11/11	7/2	7/6	21/18
at Idaho (11/18/21)	47-29	62-32	109-61	48	40-66/18-59	.606/.305	10-22/7-24	.455/.292	19-23/18-22	.826-.818	43/29	14	18/11	5/13	4/3	7/0	20/19
Winthrop (11/22/21)	47-28	45-58	92-86	6	27-52/30-65	.519/.462	10-18/16-30	.556/.533	28-37/10-14	.757-.714	36/29	7	6/13	16/12	4/3	5/3	18/29
Eastern Wash. (11/27/21)	40-28	31-48	71-76	(5)	19-61/25-54	.311/.463	9-31/8-22	.290/.364	24-28/18-24	.857-.750	34/38	(4)	5/10	13/17	7/1	9/7	22/24
at Arizona St. (12/01/21)	18-10	33-19	51-29	22	18-59/12-57	.305/.211	7-24/3-26	.292/.115	8-14/2-8	.571-.250	53/39	14	8/6	15/15	8/6	4/5	13/16
Southern California (12/04/21)	32-30	33-29	61-63	(2)	22-58/27-54	.379/.500	8-20/2-12	.400/.167	9-11/7-13	.818-.538	34/32	2	8/11	12/11	5/4	4/8	17/16
Weber St. (12/08/21)	35-24	59-36	94-60	34	38-66/20-56	.576/.357	13-22/5-23	.591/.217	5-8/15-19	.625-.789	43/24	19	19/6	11/12	4/4	2/5	19/13
vs South Dakota St. (12/11/21)	31-39	43-38	74-77	(3)	25-67/28-52	.373/.538	9-35/10-16	.257/.625	15-18/11-15	.833-.733	34/36	(2)	11/13	8/18	4/0	6/5	17/15
New Mexico St. (12/15/21)	35-22	26-42	61-64	(3)	20-60/22-51	.333/.431	10-33/5-17	.303/.294	11-15/15-22	.733-.682	37/34	3	7/11	17/17	4/4	11/7	21/15
Northern Colo. (12/18/21)	41-26	41-30	82-56	26	27-63/17-53	.429/.321	12-33/9-32	.364/.281	16-18/13-17	.889-.765	42/32	10	14/9	8/17	2/2	8/1	19/17
vs Boise St. (12/22/21)	24-19	28-39	52-58	(6)	18-59/18-50	.305/.360	7-24/4-16	.292/.250	9-15/18-21	.600-.857	38/40	(2)	5/4	15/15	2/6	7/5	24/17
at Colorado (01/06/22)	38-37	40-46	78-83	(5)	28-61/29-56	.459/.518	7-26/6-15	.269/.400	15-21/19-27	.714-.704	31/36	(5)	12/17	11/17	4/2	8/8	25/17
at Utah (01/08/22)	40-30	37-31	77-61	16	26-58/18-51	.448/.353	12-30/5-22	.400/.227	13-17/20-24	.765-.833	39/33	6	16/8	13/13	2/1	5/4	22/17
Stanford (01/13/22)	35-26	22-36	57-62	(5)	23-57/23-49	.404/.469	7-26/6-19	.269/.316	4-10/10-17	.400-.588	34/34	0	10/13	17/19	3/3	8/10	16/17
California (01/15/22)	27-29	38-28	65-57	8	22-56/21-53	.393/.396	6-22/5-20	.273/.250	15-21/10-14	.714-.714	39/32	7	11/7	6/8	4/2	3/2	13/17
Utah (01/26/22)	33-25	38-29	71-54	17	24-65/18-46	.369/.391	8-31/7-20	.258/.350	15-16/11-14	.938-.786	39/29	10	8/13	10/19	4/3	10/3	14/20
Colorado (01/30/22)	39-18	31-25	70-43	27	26-53/16-56	.491/.286	12-28/6-18	.429/.333	6-9/5-7	.667-.714	39/30	9	12/8	17/16	5/1	8/6	13/11
at Stanford (02/03/22)	33-21	33-39	66-60	6	24-49/23-59	.490/.390	10-23/7-31	.435/.226	8-16/7-10	.500-.700	26/36	(10)	12/13	11/13	4/0	7/4	18/17
at California (02/05/22)	33-31	35-33	68-64	4	22-55/26-61	.400/.426	10-21/7-21	.476/.333	14-17/5-5	.824-1.000	30/41	(11)	9/16	10/14	5/5	7/4	9/15
Arizona (02/10/22)	20-33	39-40	60-72	(12)	25-73/28-57	.342/.491	8-32/8-19	.250/.421	2-3/8-11	.667-.727	31/46	(15)	10/17	9/18	3/5	10/4	12/10
Arizona St. (02/12/22)	29-27	26-31	55-58	(3)	18-59/24-49	.305/.490	10-33/6-16	.303/.375	9-10/4-6	.900-.667	32/34	(2)	9/13	14/19	3/3	8/5	15/16
at Oregon (02/14/22)	29-35	30-27	59-62	(3)	22-73/25-60	.301/.417	8-33/5-19	.242/.263	7-11/7-14	.636-.500	49/43	6	9/13	8/12	3/6	5/5	15/17
at UCLA (02/17/22)	29-39	27-37	56-76	(20)	15-53/28-54	.283/.519	7-30/10-20	.233/.500	19-26/10-16	.731-.625	26/41	(15)	8/18	9/16	3/3	5/6	14/19
at Southern California (02/20/22)	32-28	28-34	60-62	(2)	20-63/18-45	.317/.400	15-31/7-13	.484/.538	5-10/19-25	.500-.760	41/34	7	11/8	12/14	5/3	6/6	17/14
Washington (02/23/22)	33-33	45-37	78-70	8	27-61/25-54	.443/.463	4-17/7-20	.235/.350	20-23/13-18	.870-.722	35/31	4	19/13	9/12	3/2	7/3	19/20
at Washington (02/26/22)	34-28	36-50	70-78	(8)	24-70/26-54	.343/.481	9-27/4-11	.333/.364	13-13/22-29	1.000-.759	38/35	3	14/8	12/11	5/6	5/7	23/12

Note: Game totals are displayed in the format TEAM/OPPONENT for each category

WSU **GAME** LEADERS

DATE	TIME	OPPONENT	W/L	SCORE	ATTEND	OVERALL	PAC-12	HIGH POINTS	HIGH REBOUNDS
11/9/21	12:00 pm	ALCORN STATE	W	85-67	2,572	1-0	0-0	(16)Roberts,Tyrell	(11)Flowers,Michael
11/12/21	7:00 pm	SEATTLE U	W	79-81	3,878	2-0	0-0	(17)Roberts,Tyrell	(9)Bamba,TJ
									(9)Jackson,Dishon
11/15/21	8:00 pm	UC SANTA BARBARA	W	73-65	2,927	3-0	0-0	(18)Abogidi,Efe	(9)Gueye,Mouhamed
11/18/21	6:00 pm	at Idaho	W	109-61	2,727	4-0	0-0	(16)Williams,Noah	(6)Gueye,Mouhamed
11/22/21	6:00 pm	WINTHROP	W	92-86	2,370	5-0	0-0	(20)Flowers,Michel	(8)Gueye,Mouhamed
									(8)Jackson,Dishon
11/27/21	4:30 pm	EASTERN WASHINGTON	L	71-76	2,720	5-1	0-0	(23)Roberts,Tyrell	(9)Flowers,Michael
12/1/21	5:30 pm	at Arizona State	W	51-29	6,793	6-1	1-0	(14)Williams,Noah	(10)Jackson,Dishon
									(10)Gueye, Mouhamed
12/4/21	3:00 pm	#20 USC	L	61-63	4,069	6-2	1-1	(13)Flowers,Michael	(7)Jackson,Dishon
12/8/21	7:00 pm	WEBER STATE	W	94-60	2,900	7-2	1-1	(17)Williams,Noah	(10)Gueye,Mouhamed
12/11/21	12:00 pm	vs South Dakota State	L	74-77	1,686	7-3	1-1	(24)Flowers,Michael	(6)Gueye,Mouhamed
12/15/21	7:00 pm	NEW MEXICO STATE	L	61-66	2,702	7-4	1-1	(15)Flowers,Michael	(7)Abogidi,Efe
12/18/21	1:00 pm	NORTHERN COLORADO	W	82-56	2,438	8-4	1-1	(21)Rodman,DJ	(10)Rodman,DJ
12/22/21	5:00 pm	vs Boise State	L	52-58	4,018	8-5	1-1	(16)Roberts,Tyrell	(12)Jakimovski,Andrej
1/6/22	7:00 pm	at Colorado	L	78-83	5,5,43	8-6	1-2	(25)Roberts,Tyrell	(10)Abogidi,Efe
1/8/22	4:00 pm	at Utah	W	77-61	7,578	9-6	2-2	(17)Roberts,Tyrell	(7)Jakimovski,Andrej
1/13/22	3:15 pm	STANFORD	L	57-62	2,612	9-7	2-3	(16)Gueye,Mouhamed	(11)Gueye,Mouhamed
1/15/22	1:00 pm	CALIFORNIA	W	65-57	3,051	10-7	3-3	(16)Jakimovski,Andrej	(8)Gueye,Mouhamed
1/26/22	7:00 pm	UTAH	W	71-54	3,064	11-7	4-3	(15)Jakimovski,Andrej	(8)Jakimovski, Andrej
								(15)Roberts,Tyrell	(8)Abogidi,Efe
1/30/22	7:00 pm	COLORADO	W	70-43	2,647	12-7	5-3	(16)Flowers,Michael	(11)Abogidi,Efe
2/3/22	6:00 pm	at Stanford	W	66-60	2,172	13-7	6-3	(22)Flowers,Michael	(9)Gueye,Mouhamed
2/5/22	1:00 pm	at California	W	68-64	4,361	14-7	7-3	(21)Flowers,Michael	(11)Abogidi,Efe
2/10/22	6:00 pm	#4 ARIZONA	L	60-72	5,012	14-8	7-4	(16)Flowers,Michael	(6)Abogidi,Efe
2/12/22	7:00 pm	ARIZONA STATE	L	55-58	3,394	14-9	7-5	(14)Roberts,Tyrell	(11)Gueye,Mouhamed
2/14/22	6:00 pm	at Oregon	L	59-62	5,786	14-10	7-6	(23)Flowers,Michael	(7)Roberts,Tyrell
									(7)Bamba,TJ
2/17/22	8:00 pm	at #13 UCLA	L	56-76	7,916	14-11	7-7	(14)Roberts,Tyrell	(6)Jakimovski,Andrej
2/20/22	4:30 pm	at #17 USC	L	60-62	4,268	14-12	7-8	(16)Roberts,Tyrell	(11)Jakimovski,Andrej
2/23/22	8:00 pm	WASHINGTON	W	78-70	4,510	15-12	8-8	(25)Gueye,Mouhamed	(14)Abogidi,Efe
2/26/22	3:00 pm	at Washington	L	70-78	7,269	15-13	8-9	(30)Flowers,Michael	(7)Roberts,Tyrell
									(7)Gueye,Mouhamed

SEASON **HIGHLIGHTS**

Opponent	Result	Notes
ALCORN STATE (Nov. 9)	W, 85-67	Tyrell Roberts scored 16 points in his debut, the most for a Coug in their debut since 2016
SEATTLE U (Nov. 12)	W, 79-61	Four Cougs scored in double-figures including freshman Mouhamed Gueye (10pts) for the first time in his career
UCSB (Nov. 15)	W, 73-65	Efe Abogidi came up with a career-best 6 blocks, the most in a single game since 2015 for a Coug
at Idaho (Nov. 18)	W, 109-61	6 Cougs in double-figures as the Cougs posted the biggest win in the rivalry series in the 277th game all-time
WINTHROP (Nov. 22)	W, 92-86	Michael Flowers recorded his first 20-point game at WSU while hitting 8-of-11 from the line
EASTERN WASHINGTON (Nov. 27)	L, 71-76	The shorthanded Cougs fell short against regional rival, EWU, despite a pair of 20+ pt performances from their guards
at Arizona State (Dec. 1)	W, 51-29	The 29 points allowed were an all-time low in Pac play (dating back to 1968)
USC (Dec. 4)	L, 61-63	The Cougs just missed the upset of #20 USC as a game-winning three hit the front iron in the final seconds
WEBER ST. (Dec. 8)	W, 94-60	Defeated the previously unbeaten Wildcats as five Cougs scored in double-figures (Gueye posted a double-double)
vs South Dakota State (Dec. 11)	L, 74-77	WSU came back from two 10 point deficits before falling on a buzzer beating 3 in Spokane
NEW MEXICO STATE (Dec. 15)	L, 61-64	A last second game-tying three hit the side of the iron as the Cougs fell to the Aggies
NORTHERN COLORADO (Dec. 18)	W, 82-56	DJ Rodman produced a career game going for his first double-double with 21&10
vs Boise State (Dec. 22)	L, 52-58	Andrej Jakimovski produced his first career double-double with 11 points and a career high 12 rebounds
at Colorado (Jan. 6)	L, 78-83	The Cougs returned from a two-week pause led by Tyrell Robrerts 25 points and Efe Abogidi's double-double (16&10)
at Utah (Jan. 8)	W, 77-61	WSU won at Salt Lake City for the first time since 1946 as five Cougs scored in double-figures
STANFORD (Jan. 13)	L, 57-62	Mouhamed Gueye posted his first career Pac-12 double-double going for 16&11
CALIFORNIA (Jan. 15)	W, 65-57	Andrej Jakimovski scored a season-high 16 points to lead the Cougs to a comeback win over Cal
UTAH (Jan. 26)	W, 71-54	Off a Covid pause, the Cougs swept the season series with the Utes for the first time in program history
COLORADO (Jan. 30)	W, 70-43	WSU came up with it's largest margin of victory over Colorado (27 points) allowinng just 43 points in the win
at Stanford (Feb. 3)	W, 66-60	The Cougs won on the road at Stanford for the first time since 2011 thanks to a season-high 22 from Michael Flowers
at California (Feb. 5)	W, 68-64	Flowers had 21 while Abogidi had a double-double as the Cougs swept the Bay Area schools on the road for the first time since 1993
ARIZONA (Feb. 10)	L, 60-72	Flowers led the Cougs in scoring for the 4th straight game netting 16 in the loss to the Wildcats
ARIZONA STATE (Feb. 12)	L, 55-58	Mouhamed Gueye came up with his 3rd career double-double tying a career high with 11 rebounds
at Oregon (Feb. 14)	L, 59-62	Flowers scored 23 points but a last second three rimmed out as the Cougs comeback fell short
at #13 UCLA (Feb. 17)	L, 56-76	Roberts scored 14 while Williams and Jakimovski added 11 in the loss in Pauley Pavilion
at #17 USC (Feb. 20)	L, 60-62	Made 15 threes, the most in the Kyle Smith Era
WASHINGTON (Feb. 23)	W, 78-70	The duo of Gueye (25) and Abogidi (21) dominated the paint to give the Cougs the first half of the Apple Cup
at Washington (Feb. 26)	L, 70-78	The Cougs fell in Seattle for the firs time under Coach Smith despite a 30-point outing from Flowers

PREVIOUS **BOX SCORES**

Official Basketball Box Score - Final
Alcorn at Washington St.
11/09/21 Beasley Coliseum, Pullman
2021-22 Men's Basketball

Game Time: 12:06 PM
Game Duration: 3:33
Attendance: 2,572

Officials: Randy McCall, Tim Marrion, John Paul Guerrero

Alcorn - 67 **Record: 0-1**

NO.	Name		Min	FG M-A	3P M-A	FT M-A	Rebounds OR	DR	TOT	Fouls PF	FD	TP	AS	TO	ST	Blocks BS	BA	+/-
0	Lenell Henry	C	23:26	3-10	1-2	2-4	0	0	0	4	4	9	0	0	0	2	0	-12
1	Dontrell McQuarter	G	20:30	2-4	0-1	4-4	1	1	2	4	3	8	0	1	0	0	0	-7
2	Byron Joshua	G	24:10	3-4	0-0	2-2	1	2	3	3	3	8	1	3	0	0	0	-14
3	Justin Thomas	G	24:08	3-6	0-1	0-0	0	2	2	2	0	6	3	1	1	0	0	-23
11	Oddyst Walker	G	24:29	3-10	1-5	1-1	2	0	2	3	1	8	0	0	0	0	0	-9
4	Darrious Agnew		16:56	2-9	0-0	4-4	3	2	5	4	6	8	0	3	1	1	3	-11
10	Paul King		19:29	4-7	0-2	2-2	0	2	2	1	0	10	2	1	2	0	0	0
13	Marco Morency		10:09	0-2	0-0	0-0	1	0	1	1	0	0	1	1	1	0	1	1
21	Ladarius Marshall		07:16	0-1	0-0	1-2	0	1	1	4	1	1	0	1	0	0	0	-4
5	Keondre Montgomery		14:55	0-3	0-3	0-0	0	1	1	0	0	0	0	0	0	0	0	-13
12	Dekedran Thorn		07:02	2-3	2-3	0-0	0	0	0	1	1	6	0	0	0	0	0	0
24	Mike Pajeaud		07:30	1-1	0-0	1-2	0	2	2	1	0	3	0	0	0	0	0	2
Team							3	3	6			0		1				
Totals				23-60	4-17	17-21	11	16	27	28	19	67	7	12	5	3	4	-18

Technical Fouls: Thomas 2nd 12:35

Shooting By Period		
1st FG%	10-28	35.7%
3PT%	1-9	11.1%
FT%	4-5	80%
2nd FG%	13-32	40.6%
3PT%	3-8	37.5%
FT%	13-16	81.3%
GM FG%	23-60	38.3%
3PT%	4-17	23.5%
FT%	17-21	81.0%

Dead Ball Rebounds: 3, 1

Washington St. - 85 **Record: 1-0**

NO.	Name		Min	FG M-A	3P M-A	FT M-A	Rebounds OR	DR	TOT	Fouls PF	FD	TP	AS	TO	ST	Blocks BS	BA	+/-
35	Mouhamed Gueye	F	16:14	3-4	0-0	0-0	1	1	2	3	1	6	0	1	0	0	0	11
21	Dishon Jackson	C	12:24	1-2	0-0	0-0	3	0	3	2	1	2	0	2	0	0	0	-3
2	Tyrell Roberts	G	31:15	6-12	4-9	0-0	0	0	0	1	0	16	2	2	0	0	1	20
12	Michael Flowers	G	27:26	2-7	1-5	4-4	1	10	11	2	3	9	6	2	2	1	0	8
24	Noah Williams	G	24:41	1-7	0-5	6-6	2	2	4	2	4	8	3	2	2	0	1	16
0	Efe Abogidi		22:09	3-5	0-2	3-3	3	4	7	2	5	9	0	1	1	2	0	19
11	DJ Rodman		07:33	0-1	0-1	0-0	1	1	2	2	2	0	0	0	0	0	0	-1
3	Jefferson Koulibaly		18:12	4-8	2-5	3-7	2	1	3	1	6	13	3	1	0	0	0	6
5	TJ Bamba		14:51	2-3	2-3	5-6	0	0	0	0	2	11	1	1	0	1	0	8
23	Andrej Jakimovski		19:00	3-9	2-6	1-2	4	4	8	3	2	9	1	2	0	0	1	7
14	Matt DeWolf		05:27	0-0	0-0	2-2	0	0	0	2	1	2	0	0	0	0	0	2
22	Ryan Rapp		00:48	0-0	0-0	0-0	0	0	0	0	0	0	0	0	0	0	0	-3
Team							2	4	6			0		0				
Totals				25-58	11-36	24-30	19	27	46	20	27	85	16	14	5	4	3	18

Technical Fouls: Flowers 2nd 15:23

Shooting By Period		
1st FG%	13-27	48.1%
3PT%	7-18	38.9%
FT%	6-7	85.7%
2nd FG%	12-31	38.7%
3PT%	4-18	22.2%
FT%	18-23	78.3%
GM FG%	25-58	43.1%
3PT%	11-36	30.6%
FT%	24-30	80.0%

Dead Ball Rebounds: 3, 0

	Alcorn	WSU
Biggest lead	2 (1st 16:53)	23 (2nd 17:05)
Best Scoring Run	8(2nd 13:45)	10(2nd 17:34)
Lead Changes	4	
Times Tied	3	
Time with Lead	01:52	35:36

Points from	Alcorn	WSU
Turnovers	9	13
Paint	20	24
Second Chance	16	18
Fast Breaks	10	14
Bench	28	44

Period by Period Scoring	1st	2nd	TOT
Alcorn	25	42	67
WSU	39	46	85

Official Basketball Box Score - Final
Seattle U at Washington St.
11/12/21 Beasley Coliseum, Pullman
2021-22 Men's Basketball

Game Time: 7:06 PM
Game Duration: 2:07
Attendance: 3,878

Officials: Michael Greenstein, Gregory Nixon, Casey McClellan

Seattle U - 61 **Record: 1-1**

NO.	Name		Min	FG M-A	3P M-A	FT M-A	Rebounds OR	DR	TOT	Fouls PF	FD	TP	AS	TO	ST	Blocks BS	BA	+/-
15	Emeka Udenyi	F	14:52	1-3	0-0	2-2	1	1	2	3	1	4	0	1	1	0	1	-16
2	Darrion Trammell	G	29:25	3-13	1-3	4-5	0	1	1	5	8	11	7	2	2	1	2	-6
5	Cameron Tyson	G	20:51	1-8	1-6	0-0	1	6	7	4	0	3	0	2	0	0	1	-16
11	Riley Grigsby	G	28:17	4-9	0-2	4-7	1	0	1	4	6	12	0	0	0	0	1	-23
33	Kobe Williamson	G	10:30	0-2	0-2	0-0	0	1	1	1	0	0	0	2	0	1	0	-12
13	Kyree Brown		17:45	0-1	0-1	2-2	0	2	2	2	3	2	1	3	0	0	0	-13
24	Nate Robinson		25:39	6-11	4-7	1-1	0	1	1	2	1	17	0	1	0	0	0	0
25	Brandton Chatfield		25:08	1-2	0-0	0-0	2	4	6	3	1	2	0	0	0	2	0	-2
21	Viktor Rajković		27:33	3-6	2-3	2-3	6	2	8	2	2	10	1	1	1	0	2	-6
Team							3	3	6			0		1				
Totals				19-55	8-24	15-20	14	21	35	26	22	61	9	13	4	4	7	-18

Technical Fouls: Trammell 2nd 3:52

Shooting By Period		
1st FG%	11-26	42.3%
3PT%	5-13	38.5%
FT%	5-7	71.4%
2nd FG%	8-29	27.6%
3PT%	3-11	27.3%
FT%	10-13	76.9%
GM FG%	19-55	34.5%
3PT%	8-24	33.3%
FT%	15-20	75.0%

Dead Ball Rebounds: 2, 0

Washington St. - 79 **Record: 2-0**

NO.	Name		Min	FG M-A	3P M-A	FT M-A	Rebounds OR	DR	TOT	Fouls PF	FD	TP	AS	TO	ST	Blocks BS	BA	+/-
0	Efe Abogidi	F	14:41	0-3	0-1	2-4	1	1	2	1	2	2	0	2	0	4	1	4
35	Mouhamed Gueye	F	21:16	3-7	0-3	4-7	0	2	2	3	7	10	0	2	3	0	0	5
2	Tyrell Roberts	G	19:20	4-9	4-8	5-5	0	1	1	3	2	17	1	0	0	0	0	21
12	Michael Flowers	G	25:49	2-5	1-4	3-3	0	0	0	1	1	8	1	0	0	0	0	9
24	Noah Williams	G	30:18	6-10	0-1	1-5	2	5	7	2	7	13	2	1	0	1	1	22
21	Dishon Jackson		18:19	6-7	0-0	1-3	2	7	9	3	3	13	1	3	0	1	0	15
3	Jefferson Koulibaly		17:23	2-2	1-1	1-2	1	0	1	3	1	6	0	2	0	0	0	-8
5	TJ Bamba		26:25	2-7	2-4	2-4	5	4	9	3	2	8	2	0	0	1	1	11
23	Andrej Jakimovski		21:03	0-2	0-1	0-0	0	4	4	1	1	0	2	2	0	0	0	6
11	DJ Rodman		04:42	1-1	0-0	0-0	1	0	1	2	0	2	0	0	0	0	0	6
14	Matt DeWolf		00:44	0-1	0-0	0-0	0	0	0	0	0	0	0	0	1	0	1	-1
Team							2	1	3			0		0				
Totals				26-54	8-23	19-33	14	25	39	22	26	79	9	12	4	7	4	18

Technical Fouls: NONE

Shooting By Period		
1st FG%	13-29	44.8%
3PT%	6-15	40.0%
FT%	3-9	33.3%
2nd FG%	13-25	52.0%
3PT%	2-8	25.0%
FT%	16-24	66.7%
GM FG%	26-54	48.1%
3PT%	8-23	34.8%
FT%	19-33	57.6%

Dead Ball Rebounds: 7, 0

	SU	WSU
Biggest lead	4 (1st 18:16)	20 (2nd 1:10)
Best Scoring Run	6(1st 7:37)	10(1st 15:46)
Lead Changes	1	
Times Tied	0	
Time with Lead	02:01	37:05

Points from	SU	WSU
Turnovers	10	14
Paint	18	28
Second Chance	10	23
Fast Breaks	2	0
Bench	31	29

Period by Period Scoring	1st	2nd	TOT
SU	32	29	61
WSU	35	44	79

Official Basketball Box Score - Final
UC Santa Barbara at Washington St.
11/15/21 Beasley Coliseum, Pullman
2021-22 Men's Basketball

Game Time: 8:05 PM
Game Duration: 1:47
Attendance: 2,928

Officials: Eric Curry, Deron White, Jimmy Casas

UC Santa Barbara - 65 **Record: 1-1**

NO.	Name		Min	FG M-A	3P M-A	FT M-A	Rebounds OR	DR	TOT	Fouls PF	FD	TP	AS	TO	ST	Blocks BS	BA	+/-
5	Miles Norris	F	32:07	1-6	0-2	0-0	2	3	5	0	0	2	0	1	1	1	1	-19
12	Amadou Sow	F	32:59	8-16	0-1	9-11	6	5	11	3	7	25	0	1	1	0	1	-13
2	Josh Pierre-Louis	G	28:31	1-7	0-0	1-2	1	3	4	2	4	3	2	1	0	0	2	-18
3	Ajare Sanni	G	30:20	4-17	1-6	3-4	2	2	4	2	3	12	5	1	1	0	2	-16
10	Calvin Wishart	G	19:17	2-4	0-1	0-0	0	3	3	2	2	4	1	3	3	1	1	-13
0	Sekou Touré		09:38	2-2	0-0	0-0	0	1	1	1	0	4	0	2	0	0	0	6
13	Ajay Mitchell		25:10	2-3	0-1	2-3	0	0	0	3	2	6	2	1	0	0	0	10
24	Robinson Idehen		12:33	2-2	0-0	2-5	2	0	2	3	3	6	0	0	0	0	0	13
1	Jay Nagle		02:21	0-0	0-0	0-0	0	0	0	0	0	0	0	0	0	0	0	3
4	Cole Anderson		07:04	1-2	1-2	0-0	0	0	0	2	0	3	0	0	0	0	0	7
Team							3	0	3			0		1				
Totals				23-59	2-13	17-25	16	17	33	18	21	65	10	11	6	2	7	-8

Technical Fouls: NONE

Shooting By Period		
1st FG%	8-26	30.8%
3PT%	1-6	16.7%
FT%	8-11	72.7%
2nd FG%	15-33	45.5%
3PT%	1-7	14.3%
FT%	9-14	64.3%
GM FG%	23-59	39.0%
3PT%	2-13	15.4%
FT%	17-25	68.0%

Dead Ball Rebounds: 5, 1

Washington St. - 73 **Record: 3-0**

NO.	Name		Min	FG M-A	3P M-A	FT M-A	Rebounds OR	DR	TOT	Fouls PF	FD	TP	AS	TO	ST	Blocks BS	BA	+/-
0	Efe Abogidi	F	28:08	6-7	0-0	6-7	2	6	8	2	5	18	2	0	2	6	0	13
35	Mouhamed Gueye	F	22:48	3-8	0-0	2-4	6	3	9	3	2	8	0	1	0	0	0	5
2	Tyrell Roberts	G	31:42	4-13	1-5	2-2	0	3	3	3	4	11	1	3	0	0	1	12
12	Michael Flowers	G	30:02	4-10	1-7	2-2	0	4	4	2	2	11	5	1	1	0	1	14
24	Noah Williams	G	26:54	6-12	0-1	1-1	0	5	5	3	4	13	1	1	3	0	0	10
5	TJ Bamba		18:14	1-6	0-3	2-2	1	1	2	2	0	4	1	1	1	1	0	-1
21	Dishon Jackson		05:30	0-0	0-0	0-0	0	0	0	4	1	0	0	0	0	0	0	0
11	DJ Rodman		20:05	2-3	0-0	0-0	1	1	2	0	0	4	0	0	0	0	0	-2
3	Jefferson Koulibaly		05:02	0-0	0-0	0-0	0	0	0	1	0	0	0	1	0	0	0	-5
14	Matt DeWolf		06:22	1-1	0-0	0-0	1	0	1	1	0	2	0	1	0	0	0	-5
23	Andrej Jakimovski		05:13	1-1	0-0	0-0	0	0	0	0	0	2	0	0	0	0	0	-1
Team							2	0	2			0		2				
Totals				28-61	2-16	15-18	13	23	36	21	18	73	10	11	7	7	2	8

Technical Fouls: NONE

Shooting By Period		
1st FG%	18-34	52.9%
3PT%	1-9	11.1%
FT%	4-4	100%
2nd FG%	10-27	37.0%
3PT%	1-7	14.3%
FT%	11-14	78.6%
GM FG%	28-61	45.9%
3PT%	2-16	12.5%
FT%	15-18	83.3%

Dead Ball Rebounds: 5, 0

	UCSB	WSU
Biggest lead	1 (1st 18:26)	23 (1st 3:09)
Best Scoring Run	7(1st 1:03)	10(1st 15:40)
Lead Changes	2	
Times Tied	0	
Time with Lead	00:20	39:16

Points from	UCSB	WSU
Turnovers	19	16
Paint	38	44
Second Chance	16	11
Fast Breaks	8	12
Bench	19	12

Period by Period Scoring	1st	2nd	TOT
UCSB	25	40	65
WSU	41	32	73

Official Basketball Box Score - Final
Washington St. at Idaho
11/18/21 ICCU Arena, Moscow
2021-22 Men's Basketball

Game Time: 6:00 PM
Game Duration: 1:53
Attendance: 2,727

Officials: Tommy Nunez, Shawn Lehigh, D.G. Nelson

Washington St. - 109 **Record: 4-0**

NO.	Name		Min	FG M-A	3P M-A	FT M-A	Rebounds OR	DR	TOT	Fouls PF	FD	TP	AS	TO	ST	Blocks BS	BA	+/-
0	Efe Abogidi	F	17:02	5-6	0-0	2-2	1	4	5	2	1	12	1	1	0	1	0	22
35	Mouhamed Gueye	F	13:34	6-7	0-0	1-2	0	6	6	3	3	13	0	1	1	1	0	17
2	Tyrell Roberts	G	21:14	0-5	0-4	4-4	2	1	3	3	2	4	0	0	1	0	0	19
12	Michael Flowers	G	22:50	5-7	3-4	0-0	0	2	2	2	0	13	0	1	0	0	0	23
24	Noah Williams	G	26:26	7-12	0-0	2-3	0	2	2	2	3	16	5	0	0	1	1	29
21	Dishon Jackson		16:40	0-1	0-0	3-4	2	2	4	4	4	3	0	0	0	0	0	27
5	TJ Bamba		22:37	4-6	1-3	2-2	1	4	5	0	2	11	1	1	1	0	0	30
11	DJ Rodman		18:13	3-6	1-3	1-2	2	2	4	0	1	8	5	0	1	0	1	18
3	Jefferson Koulibaly		20:11	4-8	1-3	0-0	0	5	5	3	1	9	3	1	3	0	1	35
14	Matt DeWolf		04:11	0-0	0-0	0-0	0	0	0	0	0	0	1	0	0	0	0	-4
23	Andrej Jakimovski		09:55	3-4	2-2	0-0	0	0	0	0	0	8	2	0	0	1	0	18
22	Ryan Rapp		06:05	3-4	2-3	4-4	0	1	1	1	2	12	0	0	0	0	0	9
33	Will Burghardt		01:02	0-0	0-0	0-0	0	0	0	0	0	0	0	0	0	0	0	-3
Team							2	4	6			0		0				
Totals				40-66	10-22	19-23	10	33	43	20	19	109	18	5	7	4	3	48

Technical Fouls: NONE

Shooting By Period		
1st FG%	21-36	58.3%
3PT%	1-6	16.7%
FT%	4-4	100%
2nd FG%	19-30	63.3%
3PT%	9-16	56.3%
FT%	15-19	78.9%
GM FG%	40-66	60.6%
3PT%	10-22	45.5%
FT%	19-23	82.6%

Dead Ball Rebounds: 1, 0

Idaho - 61 **Record: 1-3**

NO.	Name		Min	FG M-A	3P M-A	FT M-A	Rebounds OR	DR	TOT	Fouls PF	FD	TP	AS	TO	ST	Blocks BS	BA	+/-
15	Philip Pepple, Jr.	F	23:11	0-4	0-0	3-4	3	5	8	3	3	3	0	0	0	0	1	-43
3	Mikey Dixon	G	24:21	2-9	1-3	7-8	0	3	3	1	6	12	2	2	0	0	0	-25
4	Trevante Anderson	G	27:55	3-10	1-4	0-0	0	2	2	2	2	7	2	4	0	0	1	-24
21	Gabe Quinnett	G	22:41	2-9	2-8	0-0	0	1	1	1	0	6	0	0	0	0	1	-8
23	Rashad Smith	G	24:35	1-6	0-1	1-1	1	2	3	1	2	3	1	1	0	0	1	-28
2	Yusef Salih		12:49	2-8	1-3	0-0	1	0	1	1	0	5	1	0	0	0	0	-21
32	Tanner Christensen		16:49	2-2	0-0	3-4	0	2	2	5	3	7	0	2	0	2	0	-5
10	Nolan Bertain		17:19	2-5	1-4	0-0	0	0	0	2	0	5	0	0	0	1	0	-40
20	Ethan Kilgore		15:25	2-3	0-0	4-4	4	1	5	1	3	8	1	1	0	0	0	-20
5	Jemeil King		12:05	1-2	0-0	0-1	0	1	1	1	1	2	4	3	0	0	0	-24
11	Kendall McHugh		02:50	1-1	1-1	0-0	0	0	0	1	0	3	0	0	0	0	0	-2
Team							1	2	3			0		0				
Totals				18-59	7-24	18-22	10	19	29	19	20	61	11	13	0	3	4	-48

Technical Fouls: NONE

Shooting By Period		
1st FG%	9-25	36.0%
3PT%	4-9	44.4%
FT%	7-10	70%
2nd FG%	9-34	26.5%
3PT%	3-15	20.0%
FT%	11-12	91.7%
GM FG%	18-59	30.5%
3PT%	7-24	29.2%
FT%	18-22	81.8%

Dead Ball Rebounds: 2, 0

	WSU	UID
Biggest lead	54 (2nd 1:39)	4 (1st 17:03)
Best Scoring Run	13(2nd 4:59)	8(1st 4:13)
Lead Changes	2	
Times Tied	2	
Time with Lead	35:38	01:40

Points from	WSU	UID
Turnovers	28	6
Paint	40	16
Second Chance	14	11
Fast Breaks	12	3
Bench	51	30

Period by Period Scoring	1st	2nd	TOT
WSU	47	62	109
UID	29	32	61

PREVIOUS **BOX SCORES**

Official Basketball Box Score - Final

Winthrop at Washington St.

11/22/21 Beasley Coliseum, Pullman
2021-22 Men's Basketball

Game Time: 6:02 PM
Game Duration: 2:13
Attendance: 2,370

Officials: Frank Harvey, Rick Batsell, Randy Richardson

Winthrop - 86 **Record: 2-3**

NO.	Name		Min	FG M-A	3P M-A	FT M-A	Rebounds OR	DR	TOT	Fouls PF	FD	TP	AS	TO	ST	Blocks BS	BA	+/-
30	D.J. Burns Jr.	F	24:16	7-14	0-0	0-0	2	1	3	5	4	14	0	2	0	1	0	-9
33	Chase Claxton	F	28:16	2-5	0-1	1-3	2	3	5	4	4	5	0	1	0	0	1	-12
3	Micheal Anumba	G	33:18	1-5	1-2	8-9	1	4	5	5	6	11	2	1	0	1	1	6
11	Drew Buggs	G	11:42	0-1	0-0	0-0	0	0	0	1	1	0	1	1	0	0	0	-6
32	Josh Corbin	G	11:53	0-2	0-2	0-0	0	0	0	1	0	0	0	3	0	1	0	-10
5	Patrick Good		35:50	11-19	11-19	0-0	0	7	7	3	0	33	2	1	1	0	0	-2
21	Jamal King		09:36	0-3	0-1	0-0	0	1	1	3	1	0	1	0	1	0	1	0
2	Sin'Cere McMahon		07:29	0-0	0-0	0-0	0	0	0	0	0	0	0	1	0	0	0	-13
00	Russell Jones Jr.		23:08	7-11	4-5	1-2	1	0	1	5	1	19	6	1	0	0	0	11
4	Kelton Talford		14:32	2-5	0-0	0-0	0	3	3	2	1	4	1	1	1	0	1	5
Team							3	1	4			0		0				
Totals				30-65	16-30	10-14	9	20	29	29	18	86	13	12	3	3	4	-6

Shooting By Period		
1st FG%	12-31	38.7%
3PT%	3-8	37.5%
FT%	1-2	50%
2nd FG%	18-34	52.9%
3PT%	13-22	59.1%
FT%	9-12	75%
GM FG%	30-65	46.2%
3PT%	16-30	53.3%
FT%	10-14	71.4%

Dead Ball Rebounds: 3, 0

Technical Fouls::NONE

Washington St. - 92 **Record: 5-0**

NO.	Name		Min	FG M-A	3P M-A	FT M-A	Rebounds OR	DR	TOT	Fouls PF	FD	TP	AS	TO	ST	Blocks BS	BA	+/-
0	Efe Abogidi	F	11:56	2-4	0-0	0-0	3	1	4	4	1	4	0	0	0	0	0	-4
35	Mouhamed Gueye	F	26:16	2-5	0-1	2-2	1	7	8	4	4	6	0	4	1	2	0	5
2	Tyrell Roberts	G	29:21	3-5	3-5	4-4	0	2	2	2	2	13	1	1	0	0	0	8
12	Michael Flowers	G	29:25	5-8	2-4	8-11	0	1	1	1	7	20	2	1	0	0	0	9
24	Noah Williams	G	29:41	5-11	2-2	7-8	1	4	5	2	6	19	3	5	1	0	1	4
21	Dishon Jackson		27:22	2-4	0-0	3-6	2	6	8	2	5	7	0	1	1	2	1	6
11	DJ Rodman		14:59	3-5	0-2	3-4	1	1	2	1	2	9	0	0	0	0	0	5
5	TJ Bamba		17:28	3-6	1-2	1-2	1	2	3	0	2	8	0	1	2	0	1	0
3	Jefferson Koulibaly		05:47	0-2	0-0	0-0	0	0	0	1	0	0	0	1	0	0	0	-5
23	Andrej Jakimovski		07:45	2-2	2-2	0-0	0	1	1	1	0	6	0	1	0	0	0	2
Team							0	2	2			0		1				
Totals				27-52	10-18	28-37	9	27	36	18	29	92	6	16	5	4	3	6

Shooting By Period		
1st FG%	18-33	54.5%
3PT%	7-14	50.0%
FT%	4-4	100%
2nd FG%	9-19	47.4%
3PT%	3-4	75.0%
FT%	24-33	72.7%
GM FG%	27-52	51.9%
3PT%	10-18	55.6%
FT%	28-37	75.7%

Dead Ball Rebounds: 5, 0

Technical Fouls::NONE

	WIN	WSU
Biggest lead	0 (1st 20:00)	24 (2nd 13:42)
Best Scoring Run	7(1st 2:00)	9(1st 14:07)
Lead Changes	0	
Times Tied	0	
Time with Lead	00:00	38:19

Points from	WIN	WSU
Turnovers	11	14
Paint	24	28
Second Chance	16	10
Fast Breaks	5	2
Bench	56	30

Period by Period Scoring	1st	2nd	TOT
WIN	28	58	86
WSU	47	45	92

Official Basketball Box Score - Final

Eastern Wash. at Washington St.

11/27/21 Beasley Coliseum, Pullman
2021-22 Men's Basketball

Game Time: 4:36 PM
Game Duration: 2:15
Attendance: 2,720

Officials: Mike Scyphers, Mike Reed, Crystal Hogan

Eastern Wash. - 76 **Record: 3-3**

NO.	Name		Min	FG M-A	3P M-A	FT M-A	Rebounds OR	DR	TOT	Fouls PF	FD	TP	AS	TO	ST	Blocks BS	BA	+/-
2	Steele Venters	F	20:54	3-6	2-3	0-0	0	2	2	4	1	8	1	2	0	0	0	4
10	Ethan Price	F	29:14	4-7	2-3	2-3	1	3	4	5	5	12	1	3	0	1	2	13
13	Angelo Allegri	F	32:38	4-11	1-5	1-1	1	5	6	1	1	10	2	1	1	0	0	-1
20	Linton Acliese	F	13:14	4-6	0-2	0-0	1	2	3	2	0	8	0	1	0	0	0	-7
11	Rylan Bergersen	G	32:24	4-6	1-1	1-1	1	7	8	2	3	10	3	4	3	0	1	6
24	Mason Landdeck		28:49	5-12	2-6	12-14	0	2	2	3	7	24	2	3	2	0	2	18
25	Imhotep George		12:43	0-1	0-1	0-1	0	4	4	2	1	0	0	0	0	0	0	1
31	Casey Jones		14:48	1-1	0-0	2-4	2	0	2	2	3	4	1	2	0	0	0	5
55	Ellis Magnuson		02:10	0-1	0-0	0-0	0	1	1	0	0	0	0	1	0	0	1	-8
15	Yousef Elkugia		11:13	0-3	0-1	0-0	1	2	3	1	0	0	0	0	1	0	1	-3
23	Michael Folarin		01:53	0-0	0-0	0-0	0	0	0	2	0	0	0	0	0	0	0	-3
Team							1	2	3			0		0				
Totals				25-54	8-22	18-24	8	30	38	24	21	76	10	17	7	1	7	5

Shooting By Period		
1st FG%	11-26	42.3%
3PT%	2-10	20.0%
FT%	4-6	66.7%
2nd FG%	14-28	50.0%
3PT%	6-12	50.0%
FT%	14-18	77.8%
GM FG%	25-54	46.3%
3PT%	8-22	36.4%
FT%	18-24	75.0%

Dead Ball Rebounds: 5, 0

Technical Fouls::George 2nd 12:04

Washington St. - 71 **Record: 5-1**

NO.	Name		Min	FG M-A	3P M-A	FT M-A	Rebounds OR	DR	TOT	Fouls PF	FD	TP	AS	TO	ST	Blocks BS	BA	+/-
0	Efe Abogidi	F	12:36	1-6	0-0	1-2	3	1	4	2	5	3	0	0	0	0	1	1
11	DJ Rodman	F	31:55	1-6	0-3	2-2	4	4	8	1	1	4	1	1	0	0	0	-5
35	Mouhamed Gueye	F	18:12	0-4	0-0	0-1	1	1	2	4	2	0	2	2	2	2	0	7
2	Tyrell Roberts	G	29:20	6-13	3-8	8-8	0	1	1	5	3	23	1	2	2	0	0	14
12	Michael Flowers	G	35:16	7-18	5-13	2-2	2	7	9	1	1	21	1	2	0	0	0	-4
3	Jefferson Koulibaly		16:20	1-6	0-4	2-2	0	1	1	3	4	4	0	3	2	0	0	-10
21	Dishon Jackson		21:31	2-3	0-0	5-7	2	2	4	2	6	9	0	2	0	5	0	-9
23	Andrej Jakimovski		27:27	1-5	1-3	4-4	0	3	3	4	2	7	0	1	3	0	0	-12
22	Ryan Rapp		07:23	0-0	0-0	0-0	0	1	1	0	0	0	0	0	0	0	0	-7
Team							0	1	1			0		0				
Totals				19-61	9-31	24-28	12	22	34	22	24	71	5	13	9	7	1	-5

Shooting By Period		
1st FG%	10-33	30.3%
3PT%	5-15	33.3%
FT%	15-16	93.8%
2nd FG%	9-28	32.1%
3PT%	4-16	25.0%
FT%	9-12	75%
GM FG%	19-61	31.1%
3PT%	9-31	29.0%
FT%	24-28	85.7%

Dead Ball Rebounds: 4, 0

Technical Fouls::Jackson 2nd 4:47

	EWU	WSU
Biggest lead	7 (2nd 1:02)	19 (1st 1:58)
Best Scoring Run	17(2nd 17:30)	13(1st 16:45)
Lead Changes	8	
Times Tied	2	
Time with Lead	10:16	28:21

Points from	EWU	WSU
Turnovers	13	26
Paint	28	14
Second Chance	11	10
Fast Breaks	6	6
Bench	28	20

Period by Period Scoring	1st	2nd	TOT
EWU	28	48	76
WSU	40	31	71

Official Basketball Box Score - Final

Washington St. at Arizona St.

12/02/21 Desert Financial Arena, Tempe
2021-22 Men's Basketball

Game Time: 12:30 AM
Game Duration: 1:52
Attendance: 6,793

Officials: Randy McCall, Gerry Pollard, Frank Harvey,III

Washington St. - 51 **Record: 6-1 (1-0)**

NO.	Name		Min	FG M-A	3P M-A	FT M-A	Rebounds OR	DR	TOT	Fouls PF	FD	TP	AS	TO	ST	Blocks BS	BA	+/-
35	Mouhamed Gueye	F	26:28	2-6	0-1	1-2	3	7	10	1	1	5	1	2	0	2	1	22
21	Dishon Jackson	C	26:07	4-8	0-0	2-2	2	8	10	1	2	10	1	0	0	2	2	20
2	Tyrell Roberts	G	29:49	2-11	2-6	0-0	1	3	4	1	1	6	2	1	1	0	1	20
12	Michael Flowers	G	35:51	3-12	3-8	0-0	1	5	6	1	0	9	1	1	0	0	0	27
24	Noah Williams	G	28:32	4-11	2-4	4-6	1	3	4	4	7	14	1	4	1	3	2	28
0	Efe Abogidi		15:27	2-3	0-1	0-0	2	4	6	2	1	4	1	2	0	0	0	3
11	DJ Rodman		15:01	1-3	0-1	1-2	3	1	4	0	3	3	0	0	0	0	0	3
5	TJ Bamba		11:35	0-4	0-2	0-2	1	1	2	0	1	0	0	2	1	0	0	0
3	Jefferson Koulibaly		03:56	0-0	0-0	0-0	0	1	1	0	0	0	1	2	1	0	0	-7
23	Andrej Jakimovski		05:14	0-1	0-1	0-0	0	2	2	2	0	0	0	0	0	1	0	2
14	Matt DeWolf		01:00	0-0	0-0	0-0	0	0	0	1	0	0	0	0	0	0	0	-4
22	Ryan Rapp		01:00	0-0	0-0	0-0	0	0	0	0	0	0	0	0	0	0	0	-4
Team							1	3	4			0		1				
Totals				18-59	7-24	8-14	15	38	53	13	16	51	8	15	4	8	6	22

Shooting By Period		
1st FG%	7-29	24.1%
3PT%	2-10	20.0%
FT%	2-7	28.6%
2nd FG%	11-30	36.7%
3PT%	5-14	35.7%
FT%	6-7	85.7%
GM FG%	18-59	30.5%
3PT%	7-24	29.2%
FT%	8-14	57.1%

Dead Ball Rebounds: 3, 0

Technical Fouls::NONE

Arizona St. - 29 **Record: 2-6 (0-1)**

NO.	Name		Min	FG M-A	3P M-A	FT M-A	Rebounds OR	DR	TOT	Fouls PF	FD	TP	AS	TO	ST	Blocks BS	BA	+/-
2	Jalen Graham	F	18:37	0-1	0-1	0-2	0	4	4	1	2	0	0	1	0	1	0	-17
4	Kimani Lawrence	F	21:27	2-4	0-0	2-2	1	2	3	2	2	6	0	2	0	0	2	-13
0	DJ Horne	G	34:38	5-13	2-7	0-0	0	1	1	2	1	12	1	3	1	0	0	-19
1	Luther Muhammad	G	16:33	1-3	0-2	0-0	0	2	2	1	0	2	1	1	2	0	0	-14
3	Marreon Jackson	G	19:09	1-10	0-5	0-0	0	2	2	3	2	2	1	2	0	0	1	-16
5	Jay Heath		25:19	1-8	0-3	0-0	0	2	2	1	2	2	0	1	0	0	2	-12
14	Enoch Boakye		16:58	0-2	0-0	0-2	1	7	8	2	2	0	0	2	0	3	1	-9
32	Alonzo Gaffney		24:25	1-8	1-4	0-0	0	5	5	3	0	3	0	1	0	2	1	-12
55	Jamiya Neal		20:52	1-8	0-4	0-2	1	0	1	1	2	2	3	0	2	0	1	-6
12	Micah Burno		01:00	0-0	0-0	0-0	0	0	0	0	0	0	0	0	0	0	0	4
15	John Olmsted		01:00	0-0	0-0	0-0	0	1	1	0	0	0	0	0	0	0	0	4
Team							7	3	10			0		2				
Totals				12-57	3-26	2-8	10	29	39	16	13	29	6	15	5	6	8	-22

Shooting By Period		
1st FG%	4-24	16.7%
3PT%	2-15	13.3%
FT%	0-6	0%
2nd FG%	8-33	24.2%
3PT%	1-11	9.1%
FT%	2-2	100%
GM FG%	12-57	21.1%
3PT%	3-26	11.5%
FT%	2-8	25.0%

Dead Ball Rebounds: 3, 0

Technical Fouls::NONE

	WSU	ASU
Biggest lead	26 (2nd 1:04)	0 (1st 20:00)
Best Scoring Run	10(1st 17:25)	5(1st 9:32)
Lead Changes	0	
Times Tied	0	
Time with Lead	39:39	00:00

Points from	WSU	ASU
Turnovers	9	11
Paint	22	14
Second Chance	12	6
Fast Breaks	6	7
Bench	7	7

Period by Period Scoring	1st	2nd	TOT
WSU	18	33	51
ASU	10	19	29

Official Basketball Box Score - Final

Southern California at Washington St.

12/04/21 Beasley Coliseum, Pullman
2021-22 Men's Basketball

Game Time: 3:00 PM
Game Duration: 1:53
Attendance: 4,069

Officials: Chris Rastatter, Verne Harris, Mike Scyphers

Southern California - 63 **Record: 8-0 (2-0)**

NO.	Name		Min	FG M-A	3P M-A	FT M-A	Rebounds OR	DR	TOT	Fouls PF	FD	TP	AS	TO	ST	Blocks BS	BA	+/-
1	Chevez Goodwin	F	22:44	6-11	0-0	2-2	3	2	5	4	3	14	0	3	1	0	1	7
3	Isaiah Mobley	F	36:50	3-11	1-4	2-4	1	4	5	1	3	9	2	1	1	0	2	5
0	Boogie Ellis	G	29:07	3-7	0-3	0-0	0	4	4	3	0	6	2	1	1	0	0	6
13	Drew Peterson	G	32:11	5-7	0-0	3-6	2	4	6	3	5	13	2	3	1	1	1	2
20	Ethan Anderson	G	22:40	2-5	0-2	0-0	0	4	4	0	1	4	4	1	0	1	0	4
23	Max Agbonkpolo		23:43	4-5	1-1	0-0	0	1	1	2	2	9	0	1	1	1	0	-4
24	Joshua Morgan		17:16	4-5	0-0	0-1	1	1	2	1	3	8	0	1	0	1	0	-5
5	Isaiah White		03:10	0-1	0-0	0-0	0	0	0	1	0	0	0	0	0	0	1	-3
21	Reese Dixon-Waters		12:19	0-2	0-2	0-0	0	1	1	1	0	0	1	0	3	0	0	-2
Team							2	2	4			0		0				
Totals				27-54	2-12	7-13	9	23	32	16	17	63	11	11	8	4	5	2

Shooting By Period		
1st FG%	13-25	52.0%
3PT%	1-5	20.0%
FT%	3-6	50%
2nd FG%	14-29	48.3%
3PT%	1-7	14.3%
FT%	4-7	57.1%
GM FG%	27-54	50.0%
3PT%	2-12	16.7%
FT%	7-13	53.8%

Dead Ball Rebounds: 1, 1

Technical Fouls::NONE

Washington St. - 61 **Record: 6-2 (1-1)**

NO.	Name		Min	FG M-A	3P M-A	FT M-A	Rebounds OR	DR	TOT	Fouls PF	FD	TP	AS	TO	ST	Blocks BS	BA	+/-
0	Efe Abogidi	F	23:05	3-4	1-1	0-0	3	2	5	2	3	7	1	1	0	3	0	1
35	Mouhamed Gueye	F	23:23	2-5	0-1	0-0	1	3	4	2	0	4	0	1	0	0	0	-9
2	Tyrell Roberts	G	17:27	0-7	0-3	0-0	0	0	0	2	0	0	1	1	0	0	0	-5
12	Michael Flowers	G	31:40	4-9	3-5	2-3	1	2	3	1	3	13	1	1	1	0	0	-5
24	Noah Williams	G	27:32	4-14	0-4	4-4	0	1	1	1	4	12	2	3	0	1	2	-14
21	Dishon Jackson		19:49	2-5	0-0	2-3	2	5	7	4	2	6	0	0	0	1	0	0
5	TJ Bamba		20:58	3-5	3-3	0-0	0	4	4	4	2	9	1	2	3	0	0	6
3	Jefferson Koulibaly		05:53	1-1	1-1	0-0	0	0	0	0	0	3	1	1	0	0	0	4
11	DJ Rodman		19:05	2-4	0-1	1-1	4	0	4	0	1	5	1	1	0	0	1	9
23	Andrej Jakimovski		11:08	1-4	0-1	0-0	0	2	2	1	1	2	0	0	0	0	1	3
Team							0	4	4			0		1				
Totals				22-58	8-20	9-11	11	23	34	17	16	61	8	12	4	5	4	-2

Shooting By Period		
1st FG%	11-27	40.7%
3PT%	4-7	57.1%
FT%	6-8	75%
2nd FG%	11-31	35.5%
3PT%	4-13	30.8%
FT%	3-3	100%
GM FG%	22-58	37.9%
3PT%	8-20	40.0%
FT%	9-11	81.8%

Dead Ball Rebounds: 3, 0

Technical Fouls::NONE

	USC	WSU
Biggest lead	7 (2nd 17:32)	7 (1st 9:27)
Best Scoring Run	12(2nd 17:32)	9(1st 9:27)
Lead Changes	7	
Times Tied	7	
Time with Lead	10:37	24:12

Points from	USC	WSU
Turnovers	9	9
Paint	38	28
Second Chance	8	13
Fast Breaks	4	0
Bench	17	25

Period by Period Scoring	1st	2nd	TOT
USC	30	33	63
WSU	32	29	61

PREVIOUS **BOX SCORES**

Official Basketball Box Score - Final

Weber St. at Washington St.

12/08/21 Beasley Coliseum, Pullman
2021-22 Men's Basketball

Game Time: 7:06 PM
Game Duration: 1:50
Attendance: 2,900

Officials: Michael Irving, Shawn Lehigh, Glen Mayberry

Weber St. - 60 Record: 8-1

NO.	Name		Min	FG M-A	3P M-A	FT M-A	Rebounds OR	DR	TOT	Fouls PF	FD	TP	AS	TO	ST	Blocks BS	BA	+/-
2	Dillon Jones	F	32:50	6-12	1-2	3-3	2	5	7	1	4	16	2	3	3	0	2	-12
34	Cody Carlson	C	17:34	1-3	0-2	0-0	0	1	1	1	0	2	0	0	0	1	0	-32
5	Seikou Sisoho Jawara	G	32:44	3-8	1-3	4-5	0	0	0	3	3	11	1	2	0	0	0	-20
15	Koby McEwen	G	36:12	3-11	3-7	3-6	0	3	3	3	5	12	1	2	1	0	1	-23
24	JJ Overton	G	34:18	4-9	0-1	4-4	1	5	6	3	5	12	1	3	1	0	1	-24
11	Michal Kozak		12:16	0-4	0-3	0-0	0	2	2	0	0	0	0	0	0	2	0	-4
0	Zahir Porter		15:18	3-7	0-3	1-1	0	2	2	0	1	7	1	1	0	0	0	-17
44	Dyson Koehler		13:56	0-1	0-1	0-0	0	1	1	2	1	0	0	0	0	1	0	-23
3	KJ Cunningham		02:26	0-1	0-1	0-0	0	0	0	0	0	0	0	1	0	0	0	-7
4	David Nzekwesi		02:26	0-0	0-0	0-0	0	0	0	0	0	0	0	0	0	0	0	-8
Team							1	1	2			0		0				
Totals				20-56	5-23	15-19	4	20	24	13	19	60	6	12	5	4	4	-34

Technical Fouls::NONE

Shooting By Period		
1st FG%	8-26	30.8%
3PT%	3-10	30.0%
FT%	5-7	71.4%
2nd FG%	12-30	40.0%
3PT%	2-13	15.4%
FT%	10-12	83.3%
GM FG%	20-56	35.7%
3PT%	5-23	21.7%
FT%	15-19	78.9%

Dead Ball Rebounds: 2, 1

Washington St. - 94 Record: 7-2

NO.	Name		Min	FG M-A	3P M-A	FT M-A	Rebounds OR	DR	TOT	Fouls PF	FD	TP	AS	TO	ST	Blocks BS	BA	+/-
0	Efe Abogidi	F	19:06	3-5	0-0	0-0	1	4	5	1	0	6	1	2	0	1	0	-2
35	Mouhamed Gueye	F	25:28	7-12	0-0	0-1	5	5	10	2	2	14	1	1	0	1	1	29
5	TJ Bamba	G	23:53	6-9	2-3	0-0	0	2	2	3	1	14	1	3	0	1	0	2
12	Michael Flowers	G	26:49	5-9	3-7	0-0	0	4	4	1	1	13	5	2	0	0	0	21
24	Noah Williams	G	29:48	6-12	1-2	4-6	0	5	5	3	5	17	4	1	0	0	3	10
23	Andrej Jakimovski		24:42	2-3	2-2	0-0	1	3	4	4	0	6	1	2	2	0	0	20
2	Tyrell Roberts		21:20	3-8	1-3	1-1	0	4	4	2	3	8	5	0	0	0	0	28
22	Ryan Rapp		06:39	0-1	0-1	0-0	0	1	1	0	0	0	0	0	0	1	0	18
11	DJ Rodman		18:59	5-5	4-4	0-0	1	3	4	3	1	14	1	0	0	0	0	34
14	Matt DeWolf		02:26	1-1	0-0	0-0	0	1	1	0	0	2	0	0	0	0	0	8
33	Will Burghardt		00:50	0-1	0-0	0-0	0	0	0	0	0	0	0	0	0	0	0	2
Team							1	2	3			0		0				
Totals				38-66	13-22	5-8	9	34	43	19	13	94	19	11	2	4	4	34

Technical Fouls: Flowers 2nd4:20

Shooting By Period		
1st FG%	15-34	44.1%
3PT%	4-10	40.0%
FT%	1-1	100%
2nd FG%	23-32	71.9%
3PT%	9-12	75.0%
FT%	4-7	57.1%
GM FG%	38-66	57.6%
3PT%	13-22	59.1%
FT%	5-8	62.5%

Dead Ball Rebounds: 1, 0

	Weber	WSU
Biggest lead	3 (1st 17:20)	34 (2nd 0:33)
Best Scoring Run	8(2nd 7:28)	10(1st 8:15)
Lead Changes	6	
Times Tied	2	
Time with Lead	07:08	31:16

Points from	Weber	WSU
Turnovers	8	14
Paint	28	40
Second Chance	5	11
Fast Breaks	4	7
Bench	7	30

Period by Period Scoring	1st	2nd	TOT
Weber	24	36	60
WSU	35	59	94

Official Basketball Box Score - Final

South Dakota St. at Washington St.

12/11/21 Spokane Veterans Memorial Arena, Spokane
2021-22 Men's Basketball

Game Time: 12:00 PM
Game Duration: 2:25
Attendance: 1,686

Officials: Michael Greenstein, Kevin Brill, Rick O'Neil

South Dakota St. - 77 Record: 9-3

NO.	Name		Min	FG M-A	3P M-A	FT M-A	Rebounds OR	DR	TOT	Fouls PF	FD	TP	AS	TO	ST	Blocks BS	BA	+/-
32	Matt Dentlinger	F	17:32	4-6	0-0	0-0	1	2	3	2	0	8	1	1	0	0	1	-2
35	Douglas Wilson	F	22:03	1-4	0-0	2-3	1	1	2	3	3	4	1	3	0	0	0	-15
3	Baylor Scheierman	G	35:28	4-10	3-6	0-0	0	8	8	0	3	11	3	3	3	0	0	0
15	Noah Freidel	G	35:28	7-13	4-6	5-7	0	3	3	2	3	23	0	4	1	0	2	0
34	Alex Arians	G	15:11	0-0	0-0	0-0	0	0	0	0	0	0	1	1	0	0	0	-10
2	Zeke Mayo		30:19	6-7	3-3	2-2	1	6	7	3	5	17	3	2	0	0	0	19
13	Luke Appel		16:50	2-6	0-0	2-3	2	3	5	4	3	6	2	4	0	0	1	7
30	Charlie Easley		27:09	4-6	0-1	0-0	1	2	3	1	0	8	2	0	1	0	0	16
Team							2	3	5			0		0				
Totals				28-52	10-16	11-15	8	28	36	15	17	77	13	18	5	0	4	3

Technical Fouls::NONE

Shooting By Period		
1st FG%	13-26	50.0%
3PT%	7-10	70.0%
FT%	6-8	75%
2nd FG%	15-26	57.7%
3PT%	3-6	50.0%
FT%	5-7	71.4%
GM FG%	28-52	53.8%
3PT%	10-16	62.5%
FT%	11-15	73.3%

Dead Ball Rebounds: 1, 0

Washington St. - 74 Record: 7-3

NO.	Name		Min	FG M-A	3P M-A	FT M-A	Rebounds OR	DR	TOT	Fouls PF	FD	TP	AS	TO	ST	Blocks BS	BA	+/-
0	Efe Abogidi	F	18:27	1-2	0-0	2-2	0	5	5	1	1	4	0	2	0	2	0	6
35	Mouhamed Gueye	F	15:49	2-6	0-0	1-2	4	2	6	4	1	5	0	1	1	0	0	-10
5	TJ Bamba	G	38:11	7-15	2-8	3-4	2	3	5	1	3	19	0	0	0	2	0	-1
12	Michael Flowers	G	32:15	9-19	4-11	2-2	0	1	1	1	2	24	5	1	0	0	0	14
24	Noah Williams	G	27:18	1-9	1-4	3-4	2	1	3	4	2	6	4	3	2	0	0	3
2	Tyrell Roberts		07:17	0-5	0-4	0-0	1	0	1	1	0	0	0	0	0	0	0	-18
11	DJ Rodman		23:34	2-4	1-3	2-2	2	1	3	3	3	7	1	0	1	0	0	2
14	Matt DeWolf		07:39	1-1	0-0	0-0	0	4	4	0	1	2	0	0	1	0	0	-5
23	Andrej Jakimovski		18:51	1-1	0-0	2-2	2	0	2	0	1	4	0	1	0	0	0	-7
22	Ryan Rapp		10:39	1-5	1-5	0-0	0	1	1	2	1	3	1	0	1	0	0	1
Team							2	1	3			0		0				
Totals				25-67	9-35	15-18	15	19	34	17	15	74	11	8	6	4	0	-3

Technical Fouls::NONE

Shooting By Period		
1st FG%	11-33	33.3%
3PT%	4-15	26.7%
FT%	5-6	83.3%
2nd FG%	14-34	41.2%
3PT%	5-20	25.0%
FT%	10-12	83.3%
GM FG%	25-67	37.3%
3PT%	9-35	25.7%
FT%	15-18	83.3%

Dead Ball Rebounds: 2, 0

	SDSU	WSU
Biggest lead	10 (1st 0:40)	8 (1st 14:05)
Best Scoring Run	8(1st 11:34)	10(2nd 18:23)
Lead Changes	8	
Times Tied	8	
Time with Lead	23:45	12:09

Points from	SDSU	WSU
Turnovers	17	23
Paint	30	28
Second Chance	9	16
Fast Breaks	14	6
Bench	31	16

Period by Period Scoring	1st	2nd	TOT
SDSU	39	38	77
WSU	31	43	74

Official Basketball Box Score - Final

New Mexico St. at Washington St.

12/15/21 Beasley Coliseum, Pullman
2021-22 Men's Basketball

Game Time: 7:00 PM
Game Duration: 2:05
Attendance: 2,702

Officials: Tommy Nunez, Gregory Nixon, Chuck Jones

New Mexico St. - 64 Record: 9-2

NO.	Name		Min	FG M-A	3P M-A	FT M-A	Rebounds OR	DR	TOT	Fouls PF	FD	TP	AS	TO	ST	Blocks BS	BA	+/-
13	Will McNair Jr.	F	32:30	5-12	0-0	0-2	4	4	8	3	3	10	0	1	0	1	1	9
35	Johnny McCants	F	32:20	2-4	0-2	1-3	1	1	2	3	4	5	3	3	2	2	0	19
0	Teddy Allen	G	37:54	6-18	1-8	5-5	1	5	6	1	5	18	5	2	2	0	2	0
3	Nate Pryor	G	32:35	2-2	0-0	0-0	1	3	4	0	1	4	2	1	1	0	0	16
10	Sir'Jabari Rice	G	33:12	5-8	4-7	8-8	1	4	5	4	5	22	0	3	2	0	0	23
4	Mario McKinney Jr.		07:25	0-2	0-0	0-1	0	1	1	0	1	0	0	3	0	1	1	-13
42	Yuat Alok		06:30	2-3	0-0	0-0	1	0	1	3	0	4	0	1	0	0	0	-1
15	Mike Peake		07:15	0-0	0-0	1-3	1	0	1	1	2	1	0	0	0	0	0	-20
1	Marchelus Avery		05:47	0-1	0-0	0-0	1	0	1	0	0	0	1	1	0	0	0	-4
5	Clayton Henry		04:32	0-1	0-0	0-0	0	0	0	0	0	0	0	0	0	0	0	-14
Team							2	3	5			0		2				
Totals				22-51	5-17	15-22	13	21	34	15	21	64	11	17	7	4	4	3

Technical Fouls::NONE

Shooting By Period		
1st FG%	9-24	37.5%
3PT%	1-8	12.5%
FT%	3-6	50%
2nd FG%	13-27	48.1%
3PT%	4-9	44.4%
FT%	12-16	75%
GM FG%	22-51	43.1%
3PT%	5-17	29.4%
FT%	15-22	68.2%

Dead Ball Rebounds: 4, 0

Washington St. - 61 Record: 7-4

NO.	Name		Min	FG M-A	3P M-A	FT M-A	Rebounds OR	DR	TOT	Fouls PF	FD	TP	AS	TO	ST	Blocks BS	BA	+/-
0	Efe Abogidi	F	28:30	4-6	0-1	3-5	3	4	7	3	4	11	0	3	1	1	0	8
11	DJ Rodman	F	27:46	1-6	0-5	0-0	2	1	3	4	2	2	1	2	0	0	0	-6
35	Mouhamed Gueye	F	24:18	2-5	1-1	1-2	1	0	1	3	2	6	0	0	1	0	0	-9
5	TJ Bamba	G	28:50	3-11	2-7	3-4	2	3	5	3	3	11	0	4	3	1	2	-9
12	Michael Flowers	G	37:48	5-13	5-10	0-0	1	4	5	2	0	15	3	2	3	0	1	-3
24	Noah Williams		28:28	4-14	1-6	4-4	2	4	6	4	2	13	2	4	2	2	0	8
21	Dishon Jackson		11:14	0-2	0-0	0-0	3	1	4	1	1	0	0	0	0	0	1	-11
23	Andrej Jakimovski		13:06	1-3	1-3	0-0	2	0	2	1	1	3	1	1	1	0	0	7
Team							2	2	4			0		1				
Totals				20-60	10-33	11-15	18	19	37	21	15	61	7	17	11	4	4	-3

Technical Fouls::NONE

Shooting By Period		
1st FG%	11-32	34.4%
3PT%	6-19	31.6%
FT%	7-9	77.8%
2nd FG%	9-28	32.1%
3PT%	4-14	28.6%
FT%	4-6	66.7%
GM FG%	20-60	33.3%
3PT%	10-33	30.3%
FT%	11-15	73.3%

Dead Ball Rebounds: 5, 0

	NMSU	WSU
Biggest lead	3 (1st 19:31)	18 (2nd 17:51)
Best Scoring Run	10(1st 4:44)	10(1st 1:07)
Lead Changes	4	
Times Tied	4	
Time with Lead	03:22	33:27

Points from	NMSU	WSU
Turnovers	15	20
Paint	30	20
Second Chance	6	12
Fast Breaks	2	2
Bench	5	16

Period by Period Scoring	1st	2nd	TOT
NMSU	22	42	64
WSU	35	26	61

Official Basketball Box Score - Final

Northern Colo. at Washington St.

12/18/21 Beasley Coliseum, Pullman
2021-22 Men's Basketball

Game Time: 1:00 PM
Game Duration: 1:52
Attendance: 2,438

Officials: Mike Scyphers, Randy Richardson, Shawn Lehigh

Northern Colo. - 56 Record: 6-7

NO.	Name		Min	FG M-A	3P M-A	FT M-A	Rebounds OR	DR	TOT	Fouls PF	FD	TP	AS	TO	ST	Blocks BS	BA	+/-
13	Bodie Hume	F	23:35	2-8	1-6	0-1	0	3	3	4	3	5	0	5	0	2	0	-16
15	Kur Jongkuch	F	21:58	5-5	0-0	1-2	0	4	4	1	3	11	1	4	0	0	0	-5
0	Dru Kuxhausen	G	27:50	3-8	3-8	2-3	0	3	3	3	3	11	2	0	0	0	0	-9
1	Daylen Kountz	G	10:34	1-3	1-1	0-0	0	3	3	1	0	3	2	3	1	0	0	-2
2	Matt Johnson	G	28:33	2-5	1-3	4-4	0	3	3	1	2	9	2	1	0	0	0	-17
32	Theo Hughes		09:39	1-3	0-0	0-1	0	1	1	1	1	2	0	0	0	0	2	-12
21	Bryce Kennedy		28:24	0-4	0-2	2-2	4	4	8	3	3	2	1	0	0	0	0	-18
11	Zach Bloch		21:55	2-8	2-5	0-0	0	1	1	1	1	6	1	0	0	0	0	-25
14	Tre'Shon Smoots		10:46	1-5	1-5	4-4	1	1	2	2	3	7	0	3	0	0	0	-8
10	Jamel Melvin		08:23	0-0	0-0	0-0	0	1	1	0	0	0	0	0	0	0	0	-9
24	Trent Hudgens Jr.		08:23	0-4	0-2	0-0	0	0	0	0	0	0	0	0	0	0	0	-9
Team							1	2	3			0		1				
Totals				17-53	9-32	13-17	6	26	32	17	19	56	9	17	1	2	2	-26

Technical Fouls::NONE

Shooting By Period		
1st FG%	9-25	36.0%
3PT%	4-13	30.8%
FT%	4-5	80%
2nd FG%	8-28	28.6%
3PT%	5-19	26.3%
FT%	9-12	75%
GM FG%	17-53	32.1%
3PT%	9-32	28.1%
FT%	13-17	76.5%

Dead Ball Rebounds: 2, 1

Washington St. - 82 Record: 8-4

NO.	Name		Min	FG M-A	3P M-A	FT M-A	Rebounds OR	DR	TOT	Fouls PF	FD	TP	AS	TO	ST	Blocks BS	BA	+/-
35	Mouhamed Gueye	F	14:29	1-1	0-0	0-0	1	4	5	3	2	2	0	1	2	0	0	8
21	Dishon Jackson	C	08:42	0-2	0-1	0-0	0	0	0	0	0	0	1	0	0	0	0	-2
5	TJ Bamba	G	16:51	1-4	0-1	0-0	0	5	5	2	1	2	0	1	1	0	0	2
12	Michael Flowers	G	35:47	5-7	3-5	3-4	1	3	4	1	2	16	4	1	0	0	1	27
24	Noah Williams	G	21:20	3-13	1-3	4-4	0	3	3	2	4	11	3	1	3	0	1	2
0	Efe Abogidi		21:52	4-5	0-0	4-4	3	1	4	3	3	12	1	1	1	2	0	20
2	Tyrell Roberts		26:31	1-7	0-5	0-0	0	1	1	3	0	2	1	1	1	0	0	20
11	DJ Rodman		24:07	7-13	6-11	1-2	3	7	10	3	3	21	2	0	0	0	0	26
23	Andrej Jakimovski		23:29	5-9	2-5	2-2	1	4	5	2	1	14	1	0	0	0	0	17
22	Ryan Rapp		03:33	0-1	0-1	0-0	0	1	1	0	0	0	1	1	0	0	0	5
3	Jefferson Koulibaly		01:33	0-1	0-1	0-0	0	0	0	0	0	0	0	0	0	0	0	2
14	Matt DeWolf		01:33	0-0	0-0	2-2	1	1	2	0	1	2	0	0	0	0	0	2
33	Will Burghardt		00:13	0-0	0-0	0-0	0	0	0	0	0	0	0	0	0	0	0	1
Team							0	2	2			0		1				
Totals				27-63	12-33	16-18	10	32	42	19	17	82	14	8	8	2	2	26

Technical Fouls::NONE

Shooting By Period		
1st FG%	15-32	46.9%
3PT%	7-17	41.2%
FT%	4-4	100%
2nd FG%	12-31	38.7%
3PT%	5-16	31.3%
FT%	12-14	85.7%
GM FG%	27-63	42.9%
3PT%	12-33	36.4%
FT%	16-18	88.9%

Dead Ball Rebounds: 1, 0

	UNC	WSU
Biggest lead	6 (1st 19:17)	26 (2nd 0:12)
Best Scoring Run	11(2nd 16:43)	13(2nd 10:07)
Lead Changes	1	
Times Tied	0	
Time with Lead	05:21	34:26

Points from	UNC	WSU
Turnovers	6	16
Paint	16	28
Second Chance	3	15
Fast Breaks	11	5
Bench	17	51

Period by Period Scoring	1st	2nd	TOT
UNC	26	30	56
WSU	41	41	82

PREVIOUS **BOX SCORES**

Official Basketball Box Score - Final
Boise St. at Washington St.
12/22/21 Spokane Veterans Memorial Arena, Spokane
2021-22 Men's Basketball

Game Time: 5:00 PM
Game Duration: 2:52
Attendance: 4,018

Officials: Chris Rastatter, Deron White, Rick O'Neill

Boise St. - 58 Record: 9-4

NO.	Name		Min	FG M-A	3P M-A	FT M-A	Rebounds OR	DR	TOT	Fouls PF	FD	TP	AS	TO	ST	Blocks BS	BA	+/-
2	Tyson Degenhart	F	37:37	3-10	1-4	4-4	3	3	6	3	4	11	0	2	0	1	0	9
24	Abu Kigab	F	30:48	5-11	0-0	9-11	0	5	5	2	7	19	1	4	2	0	1	1
33	Mladen Armus	F	13:02	0-1	0-0	0-0	0	6	6	4	0	0	0	1	0	1	0	5
10	Marcus Shaver Jr.	G	37:33	5-11	2-5	3-4	1	5	6	2	4	15	0	3	1	1	1	6
14	Emmanuel Akot	G	33:51	3-9	1-3	0-0	1	4	5	1	4	7	1	2	0	0	0	17
12	Max Rice		13:43	0-2	0-2	0-0	1	0	1	2	0	0	1	1	0	0	0	1
25	Lukas Milner		05:39	0-0	0-0	0-0	1	0	1	0	3	0	0	1	0	0	0	-2
23	Naje Smith		22:48	2-5	0-1	2-2	2	2	4	3	2	6	0	0	2	3	0	-1
13	Pavle Kuzmanovic		04:59	0-1	0-1	0-0	0	0	0	0	0	0	1	0	0	0	0	-6
Team							2	4	6			0		1				
Totals				18-50	4-16	18-21	11	29	40	17	24	58	4	15	5	6	2	6

Shooting By Period		
1st FG%	6-24	25.0%
3PT%	2-11	18.2%
FT%	5-6	83.3%
2nd FG%	12-26	46.2%
3PT%	2-5	40.0%
FT%	13-15	86.7%
GM FG%	18-50	36.0%
3PT%	4-16	25.0%
FT%	18-21	85.7%

Dead Ball Rebounds: 1, 0

Technical Fouls::NONE

Washington St. - 52 Record: 8-5

NO.	Name		Min	FG M-A	3P M-A	FT M-A	Rebounds OR	DR	TOT	Fouls PF	FD	TP	AS	TO	ST	Blocks BS	BA	+/-
35	Mouhamed Gueye	F	19:50	1-4	0-1	1-2	0	4	4	5	2	3	0	1	0	0	0	-1
21	Dishon Jackson	C	14:57	1-3	0-0	1-4	2	1	3	1	4	3	0	1	0	0	0	-7
5	TJ Bamba	G	16:26	0-4	0-1	0-0	1	1	2	5	1	0	0	2	0	0	1	-1
12	Michael Flowers	G	35:57	2-10	2-6	2-2	1	3	4	1	2	8	2	1	3	0	2	-7
24	Noah Williams	G	21:31	5-16	1-4	0-0	3	0	3	3	0	11	0	2	1	0	2	-10
2	Tyrell Roberts		26:46	5-16	3-10	3-4	0	3	3	2	4	16	0	3	0	0	1	-2
0	Efe Abogidi		10:13	0-0	0-0	0-0	0	2	2	0	1	0	0	0	1	1	0	1
11	DJ Rodman		21:48	0-0	0-0	0-0	1	3	4	5	0	0	0	0	1	1	0	8
23	Andrej Jakimovski		30:23	4-6	1-2	2-3	7	5	12	2	3	11	3	3	1	0	0	-6
3	Jefferson Koulibaly		02:09	0-0	0-0	0-0	0	0	0	0	0	0	0	0	0	0	0	-5
Team							0	1	1			0		2				
Totals				18-59	7-24	9-15	15	23	38	24	17	52	5	15	7	2	6	-6

Shooting By Period		
1st FG%	9-24	37.5%
3PT%	3-10	30.0%
FT%	3-4	75%
2nd FG%	9-35	25.7%
3PT%	4-14	28.6%
FT%	6-11	54.5%
GM FG%	18-59	30.5%
3PT%	7-24	29.2%
FT%	9-15	60.0%

Dead Ball Rebounds: 3, 0

Technical Fouls::NONE

	BSU	WSU
Biggest lead	6 (2nd 1:06)	9 (1st 8:29)
Best Scoring Run	8(2nd 15:23)	7(1st 8:29)
Lead Changes	7	
Times Tied	6	
Time with Lead	11:59	22:25

Points from	BSU	WSU
Turnovers	9	5
Paint	22	18
Second Chance	15	18
Fast Breaks	7	4
Bench	6	27

Period by Period Scoring	1st	2nd	TOT
BSU	19	39	58
WSU	24	28	52

Official Basketball Box Score - Final
Washington St. at Colorado
01/06/22 CU Events Center, Boulder
2021-22 Men's Basketball

Game Time: 7:00 PM
Game Duration: 2:18
Attendance: 5,543

Officials: Michael Greenstein, D.G. Nelson, Randy Richardson

Washington St. - 78 Record: 8-6 (1-2)

NO.	Name		Min	FG M-A	3P M-A	FT M-A	Rebounds OR	DR	TOT	Fouls PF	FD	TP	AS	TO	ST	Blocks BS	BA	+/-
35	Mouhamed Gueye	F	17:41	1-2	0-0	0-2	0	1	1	3	2	2	1	1	0	3	0	-18
21	Dishon Jackson	C	17:00	3-6	0-0	2-2	0	1	1	5	1	8	0	1	0	1	0	-10
2	Tyrell Roberts	G	35:04	9-20	3-10	4-4	0	3	3	2	3	25	2	2	1	0	1	-5
5	TJ Bamba	G	27:43	5-10	2-4	2-4	0	3	3	2	2	14	2	2	2	0	0	-11
12	Michael Flowers	G	36:27	2-10	1-9	2-2	0	1	1	2	1	7	5	2	2	0	0	0
0	Efe Abogidi		24:03	6-6	0-0	4-6	4	6	10	5	7	16	1	0	1	0	0	12
11	DJ Rodman		17:12	2-3	1-2	1-1	2	3	5	2	1	6	0	3	1	0	1	7
23	Andrej Jakimovski		16:59	0-2	0-1	0-0	0	2	2	4	0	0	1	0	0	0	0	2
3	Jefferson Koulibaly		07:51	0-2	0-0	0-0	0	0	0	0	0	0	0	0	0	1	0	-2
Team							2	3	5			0		0				
Totals				28-61	7-26	15-21	8	23	31	25	17	78	12	11	8	4	2	-5

Shooting By Period		
1st FG%	14-30	46.7%
3PT%	3-12	25.0%
FT%	7-9	77.8%
2nd FG%	14-31	45.2%
3PT%	4-14	28.6%
FT%	8-12	66.7%
GM FG%	28-61	45.9%
3PT%	7-26	26.9%
FT%	15-21	71.4%

Dead Ball Rebounds: 5, 0

Technical Fouls: Team 2nd0:04

Colorado - 83 Record: 10-3 (2-1)

NO.	Name		Min	FG M-A	3P M-A	FT M-A	Rebounds OR	DR	TOT	Fouls PF	FD	TP	AS	TO	ST	Blocks BS	BA	+/-
12	Jabari Walker	F	28:15	7-11	0-2	2-5	1	7	8	4	7	16	0	4	0	0	1	14
21	Evan Battey	F	25:02	7-8	2-3	4-6	1	2	3	4	7	20	2	1	1	0	0	12
23	Tristan da Silva	F	29:05	3-6	2-3	2-2	0	3	3	2	1	10	1	3	1	0	1	9
3	Keeshawn Barthelemy	G	29:07	5-12	2-5	5-5	1	3	4	1	2	17	4	2	0	1	0	-4
24	Elijah Parquet	G	33:25	2-6	0-2	2-2	1	0	1	0	1	6	4	1	0	0	0	9
2	K.J. Simpson		05:46	0-1	0-0	0-0	0	0	0	0	1	0	2	1	1	0	1	-5
32	Nique Clifford		21:39	3-6	0-0	3-3	2	1	3	1	3	9	0	3	0	1	1	-7
34	Lawson Lovering		11:43	1-2	0-0	1-4	0	2	2	4	2	3	0	1	1	0	0	-9
0	Luke O'Brien		02:16	0-0	0-0	0-0	0	0	0	0	0	0	0	0	0	0	0	-4
1	Julian Hammond III		13:42	1-4	0-0	0-0	1	4	5	1	1	2	4	0	4	0	0	10
Team							3	4	7			0		1				
Totals				29-56	6-15	19-27	10	26	36	17	25	83	17	17	8	2	4	5

Shooting By Period		
1st FG%	11-28	39.3%
3PT%	3-8	37.5%
FT%	12-13	92.3%
2nd FG%	18-28	64.3%
3PT%	3-7	42.9%
FT%	7-14	50%
GM FG%	29-56	51.8%
3PT%	6-15	40.0%
FT%	19-27	70.4%

Dead Ball Rebounds: 2, 0

Technical Fouls: Team 2nd1:13

	WSU	COLO
Biggest lead	6 (1st 11:32)	8 (2nd 8:52)
Best Scoring Run	7(1st 11:32)	11(2nd 8:52)
Lead Changes	14	
Times Tied	5	
Time with Lead	18:54	18:03

Points from	WSU	COLO
Turnovers	19	14
Paint	34	36
Second Chance	11	10
Fast Breaks	8	11
Bench	22	14

Period by Period Scoring	1st	2nd	TOT
WSU	38	40	78
COLO	37	46	83

Official Basketball Box Score - Final
Washington State at Utah
01/08/22 Jon M. Huntsman Center, Salt Lake City
2021-22 Utah Men's Basketball

Game Time: 4:00 PM
Game Duration: 2:01
Attendance: 7,578

Officials: Mike Scyphers, Kevin Brill, Rick O'Neil

Washington State - 77 Record: 9-6 (2-2)

NO.	Name		Min	FG M-A	3P M-A	FT M-A	Rebounds OR	DR	TOT	Fouls PF	FD	TP	AS	TO	ST	Blocks BS	BA	+/-
0	Efe Abogidi	F	18:48	1-2	0-0	4-4	0	5	5	3	3	6	2	0	2	0	0	14
35	Mouhamed Gueye	F	21:13	5-6	0-0	1-1	1	2	3	3	1	11	0	0	1	1	0	7
2	Tyrell Roberts	G	30:24	6-13	5-9	0-1	0	6	6	2	2	17	1	1	0	0	0	7
5	TJ Bamba	G	15:05	2-8	1-5	0-0	1	1	2	3	0	5	0	2	0	0	0	-6
12	Michael Flowers	G	31:23	4-10	2-5	2-2	0	3	3	3	1	12	6	3	2	0	0	13
21	Dishon Jackson		05:58	1-1	0-0	0-0	0	1	1	2	0	2	0	1	0	0	0	-7
23	Andrej Jakimovski		31:02	3-5	3-5	1-2	3	4	7	2	1	10	2	3	0	0	0	16
3	Jefferson Koulibaly		01:51	0-0	0-0	0-0	0	0	0	2	0	0	0	0	0	0	0	-2
24	Noah Williams		23:48	3-7	0-2	5-7	3	3	6	2	7	11	3	1	0	0	1	25
11	DJ Rodman		20:09	1-6	1-4	0-0	2	2	4	0	2	3	2	2	0	1	0	13
14	Matt DeWolf		00:19	0-0	0-0	0-0	0	0	0	0	0	0	0	0	0	0	0	0
Team							2	0	2			0		0				
Totals				26-58	12-30	13-17	12	27	39	22	17	77	16	13	5	2	1	16

Shooting By Period		
1st FG%	16-26	61.5%
3PT%	7-11	63.6%
FT%	1-1	100%
2nd FG%	10-32	31.3%
3PT%	5-19	26.3%
FT%	12-16	75%
GM FG%	26-58	44.8%
3PT%	12-30	40.0%
FT%	13-17	76.5%

Dead Ball Rebounds: 0, 0

Technical Fouls::NONE

Utah - 61 Record: 8-8 (1-5)

NO.	Name		Min	FG M-A	3P M-A	FT M-A	Rebounds OR	DR	TOT	Fouls PF	FD	TP	AS	TO	ST	Blocks BS	BA	+/-
11	Riley Battin	F	19:59	1-6	1-5	0-0	0	2	2	1	0	3	1	0	0	0	0	-4
0	Lahat Thioune	C	16:02	3-3	0-0	0-0	2	3	5	1	1	6	1	2	0	0	0	-3
10	Marco Anthony	G	33:36	3-8	1-3	3-4	2	5	7	1	2	10	0	2	1	1	1	-21
20	Lazar Stefanovic	G	26:49	2-6	1-4	2-2	2	0	2	5	4	7	1	1	0	0	0	-14
25	Rollie Worster	G	23:45	1-3	0-1	0-0	0	2	2	4	1	2	1	0	2	0	0	-10
2	Both Gach		27:47	5-10	1-3	4-4	1	1	2	3	4	15	3	4	1	0	0	-2
1	David Jenkins Jr.		21:02	2-5	1-2	5-7	0	1	1	2	5	10	0	1	0	0	0	-9
21	Dusan Mahorcic		17:16	1-6	0-0	6-6	1	7	8	0	5	8	1	2	0	0	1	-4
55	Gabe Madsen		13:44	0-4	0-4	0-1	1	0	1	0	0	0	0	1	0	0	0	-13
Team							0	3	3			0		0				
Totals				18-51	5-22	20-24	9	24	33	17	22	61	8	13	4	1	2	-16

Shooting By Period		
1st FG%	9-20	45.0%
3PT%	1-5	20.0%
FT%	11-11	100%
2nd FG%	9-31	29.0%
3PT%	4-17	23.5%
FT%	9-13	69.2%
GM FG%	18-51	35.3%
3PT%	5-22	22.7%
FT%	20-24	83.3%

Dead Ball Rebounds: 1, 0

Technical Fouls::NONE

	WSU	Utes
Biggest lead	19 (2nd 13:34)	5 (1st 10:58)
Best Scoring Run	9(1st 9:05)	10(1st 10:58)
Lead Changes	4	
Times Tied	3	
Time with Lead	34:22	03:30

Points from	WSU	Utes
Turnovers	12	18
Paint	28	18
Second Chance	10	6
Fast Breaks	6	8
Bench	26	33

Period by Period Scoring	1st	2nd	TOT
WSU	40	37	77
Utes	30	31	61

Official Basketball Box Score - Final
Stanford at Washington St.
01/13/22 Beasley Coliseum, Pullman
2021-22 Men's Basketball

Game Time: 2:01 PM
Game Duration: 1:59
Attendance: 2,612

Officials: Tony Padilla, Deldre Carr, Ryan McDaniel

Stanford - 62 Record: 10-4 (3-1)

NO.	Name		Min	FG M-A	3P M-A	FT M-A	Rebounds OR	DR	TOT	Fouls PF	FD	TP	AS	TO	ST	Blocks BS	BA	+/-
11	Jaiden Delaire	F	17:21	4-7	1-1	5-7	2	1	3	3	4	14	0	1	1	0	2	4
14	Spencer Jones	F	32:28	6-11	3-7	1-2	2	3	5	0	4	16	1	2	1	0	0	-2
22	James Keefe	F	24:49	4-4	0-0	0-1	1	5	6	3	1	8	1	1	1	0	0	3
55	Harrison Ingram	F	30:52	1-6	0-3	2-3	0	4	4	2	2	4	3	3	0	0	0	-6
5	Michael O'Connell	G	21:07	1-4	0-1	0-1	0	3	3	1	2	2	4	3	1	0	0	-14
23	Brandon Angel		22:10	6-11	2-4	2-2	0	3	3	2	1	16	0	0	3	0	1	3
32	Lukas Kisunas		11:05	1-1	0-0	0-0	0	4	4	3	0	2	1	2	0	1	0	7
1	Isa Silva		18:53	0-1	0-0	0-1	0	2	2	2	2	0	2	2	3	1	0	19
20	Noah Taitz		12:39	0-3	0-2	0-0	0	2	2	1	0	0	0	1	0	0	0	12
10	Max Murrell		08:36	0-1	0-1	0-0	0	0	0	0	0	0	1	0	0	1	0	-1
Team							2	0	2			0		4				
Totals				23-49	6-19	10-17	7	27	34	17	16	62	13	19	10	3	3	5

Shooting By Period		
1st FG%	10-26	38.5%
3PT%	3-10	30.0%
FT%	3-5	60%
2nd FG%	13-23	56.5%
3PT%	3-9	33.3%
FT%	7-12	58.3%
GM FG%	23-49	46.9%
3PT%	6-19	31.6%
FT%	10-17	58.8%

Dead Ball Rebounds: 3, 0

Technical Fouls::NONE

Washington St. - 57 Record: 9-7 (2-3)

NO.	Name		Min	FG M-A	3P M-A	FT M-A	Rebounds OR	DR	TOT	Fouls PF	FD	TP	AS	TO	ST	Blocks BS	BA	+/-
0	Efe Abogidi	F	12:03	1-2	0-1	0-0	1	1	2	1	1	2	1	2	0	0	0	1
35	Mouhamed Gueye	F	29:20	8-13	0-1	0-2	5	6	11	0	4	16	0	1	1	2	0	-4
5	TJ Bamba	G	35:38	3-7	0-2	2-3	1	4	5	3	4	8	0	1	3	1	0	-4
12	Michael Flowers	G	33:46	4-9	4-8	0-0	0	1	1	2	1	12	1	2	0	0	1	4
24	Noah Williams	G	29:17	2-9	0-3	2-5	1	4	5	4	7	6	4	3	2	0	1	8
23	Andrej Jakimovski		18:57	0-3	0-3	0-0	1	1	2	2	0	0	2	0	0	0	0	-14
2	Tyrell Roberts		33:22	4-10	2-6	0-0	0	2	2	4	0	10	4	3	2	0	0	-8
3	Jefferson Koulibaly		07:37	1-4	1-2	0-0	0	1	1	0	0	3	0	1	0	0	1	-8
Team							2	3	5			0		2				
Totals				23-57	7-26	4-10	11	23	34	16	17	57	10	17	8	3	3	-5

Shooting By Period		
1st FG%	15-29	51.7%
3PT%	5-14	35.7%
FT%	0-2	0%
2nd FG%	8-28	28.6%
3PT%	2-12	16.7%
FT%	4-8	50%
GM FG%	23-57	40.4%
3PT%	7-26	26.9%
FT%	4-10	40.0%

Dead Ball Rebounds: 2, 0

Technical Fouls::NONE

	STAN	WSU
Biggest lead	14 (2nd 3:50)	12 (1st 0:45)
Best Scoring Run	23(2nd 6:48)	7(1st 16:05)
Lead Changes	1	
Times Tied	1	
Time with Lead	10:42	26:43

Points from	STAN	WSU
Turnovers	13	18
Paint	32	28
Second Chance	11	9
Fast Breaks	2	4
Bench	18	13

Period by Period Scoring	1st	2nd	TOT
STAN	26	36	62
WSU	35	22	57

PREVIOUS **BOX SCORES**

Official Basketball Box Score - Final

California at Washington St.

01/15/22 Beasley Coliseum, Pullman
2021-22 Men's Basketball

Game Time: 1:02 PM
Game Duration: 1:59
Attendance: 3,051

Officials: Michael Irving, Rick Batsell, Kurt Walker

California - 57 — **Record: 9-9 (2-5)**

NO.	Name		Min	FG M-A	3P M-A	FT M-A	Rebounds OR	DR	TOT	Fouls PF	FD	TP	AS	TO	ST	Blocks BS	BA	+/-
15	Grant Anticevich	F	33:54	3-8	0-3	0-0	0	5	5	1	1	6	0	0	1	1	0	-11
22	Andre Kelly	F	30:27	5-9	0-0	2-3	5	9	14	5	3	12	0	0	1	1	0	0
3	Jarred Hyder	G	18:07	2-7	0-2	0-0	0	0	0	2	0	4	1	0	0	0	1	-4
31	Jordan Shepherd	G	36:33	6-12	3-6	2-2	0	2	2	2	3	17	2	4	0	0	1	-5
32	Jalen Celestine	G	33:59	3-9	1-5	2-2	1	2	3	3	1	9	1	1	0	0	1	-16
10	Makale Foreman		13:39	0-3	0-2	1-2	0	0	0	0	1	1	1	0	0	0	0	-3
13	Kuany Kuany		12:51	1-2	1-2	3-5	0	0	0	2	3	6	0	1	0	0	0	0
21	Lars Thiemann		07:59	1-3	0-0	0-0	2	2	4	2	1	2	1	0	0	0	1	-7
24	Sam Alajiki		07:40	0-0	0-0	0-0	0	0	0	0	0	0	1	0	0	0	0	2
0	Marsalis Roberson		03:23	0-0	0-0	0-0	0	0	0	0	0	0	0	0	0	0	0	5
1	Joel Brown		01:28	0-0	0-0	0-0	0	0	0	0	0	0	0	0	0	0	0	-1
Team							1	3	4			0		2				
Totals				21-53	5-20	10-14	9	23	32	17	13	57	7	8	2	2	4	-8

Technical Fouls::NONE

Shooting By Period		
1st FG%	10-24	41.7%
3PT%	2-8	25.0%
FT%	7-10	70%
2nd FG%	11-29	37.9%
3PT%	3-12	25.0%
FT%	3-4	75%
GM FG%	21-53	39.6%
3PT%	5-20	25.0%
FT%	10-14	71.4%

Dead Ball Rebounds: 2, 0

Washington St. - 65 — **Record: 10-7 (3-3)**

NO.	Name		Min	FG M-A	3P M-A	FT M-A	Rebounds OR	DR	TOT	Fouls PF	FD	TP	AS	TO	ST	Blocks BS	BA	+/-
0	Efe Abogidi	F	24:13	4-8	0-1	1-2	2	3	5	4	1	9	1	1	1	2	1	0
35	Mouhamed Gueye	F	23:02	3-7	0-1	3-5	5	3	8	5	3	9	0	2	0	2	0	14
2	Tyrell Roberts	G	35:56	2-10	0-4	0-0	0	4	4	1	1	4	5	0	0	0	0	7
5	TJ Bamba	G	17:19	3-6	1-1	0-1	2	3	5	1	1	7	0	0	2	0	1	-1
12	Michael Flowers	G	34:11	2-8	1-6	8-9	0	5	5	1	6	13	3	0	0	0	0	6
23	Andrej Jakimovski		29:41	6-11	4-7	0-0	2	5	7	0	0	16	1	1	0	0	0	6
24	Noah Williams		27:09	2-6	0-2	3-4	2	1	3	1	5	7	1	1	0	0	0	7
3	Jefferson Koulibaly		03:54	0-0	0-0	0-0	0	0	0	0	0	0	0	0	0	0	0	0
22	Ryan Rapp		04:35	0-0	0-0	0-0	0	0	0	0	0	0	0	0	0	0	0	1
Team							1	1	2			0		1				
Totals				22-56	6-22	15-21	14	25	39	13	17	65	11	6	3	4	2	8

Technical Fouls::NONE

Shooting By Period		
1st FG%	12-31	38.7%
3PT%	1-10	10.0%
FT%	2-3	66.7%
2nd FG%	10-25	40.0%
3PT%	5-12	41.7%
FT%	13-18	72.2%
GM FG%	22-56	39.3%
3PT%	6-22	27.3%
FT%	15-21	71.4%

Dead Ball Rebounds: 3, 0

	CAL	WSU
Biggest lead	2 (1st 19:33)	8 (2nd 1:33)
Best Scoring Run	7(1st 4:26)	6(2nd 1:33)
Lead Changes	11	
Times Tied	11	
Time with Lead	06:27	29:29

Points from	CAL	WSU
Turnovers	8	9
Paint	26	30
Second Chance	11	16
Fast Breaks	7	4
Bench	9	23

Period by Period Scoring	1st	2nd	TOT
CAL	29	28	57
WSU	27	38	65

Official Basketball Box Score - Final

Utah at Washington St.

01/26/22 Beasley Coliseum, Pullman
2021-22 Men's Basketball

Game Time: 7:00 PM
Game Duration: 1:54
Attendance: 3,064

Officials: Mike Reed, Frank Harvey III, Deron White

Utah - 54 — **Record: 8-13 (1-10)**

NO.	Name		Min	FG M-A	3P M-A	FT M-A	Rebounds OR	DR	TOT	Fouls PF	FD	TP	AS	TO	ST	Blocks BS	BA	+/-
21	Dusan Mahorcic	F	09:31	2-3	0-0	0-0	1	0	1	1	0	4	1	1	0	0	0	-2
10	Marco Anthony	G	25:37	2-8	0-0	1-2	0	6	6	1	2	5	2	4	0	0	2	-6
20	Lazar Stefanovic	G	29:59	3-6	2-3	3-4	0	1	1	2	1	11	1	0	0	0	1	-23
25	Rollie Worster	G	27:16	2-4	0-2	4-4	0	6	6	2	5	8	3	5	2	0	0	-9
55	Gabe Madsen	G	16:42	0-3	0-3	0-0	0	2	2	3	1	0	1	1	0	0	0	-1
2	Both Gach		26:10	1-5	1-4	0-0	0	2	2	2	0	3	4	4	0	0	0	-15
35	Branden Carlson		19:29	3-4	1-1	1-2	0	2	2	1	3	8	0	3	0	1	0	-18
5	Jaxon Brenchley		17:04	2-4	0-1	0-0	2	0	2	1	0	4	1	0	0	1	0	-13
13	Eli Ballstaedt		06:56	1-1	1-1	0-0	0	0	0	5	0	3	0	0	0	0	0	4
1	David Jenkins Jr.		09:12	1-5	1-3	0-0	0	0	0	0	0	3	0	0	1	0	1	-3
0	Lahat Thioune		03:59	0-1	0-0	2-2	1	2	3	0	1	2	0	0	0	0	0	5
11	Riley Battin		07:01	1-2	1-2	0-0	0	0	0	2	0	3	0	1	0	1	0	-2
34	Harrison Creer		01:04	0-0	0-0	0-0	0	0	0	0	0	0	0	0	0	0	0	-2
Team							2	2	4			0		0				
Totals				18-46	7-20	11-14	6	23	29	20	13	54	13	19	3	3	4	-17

Technical Fouls::NONE

Shooting By Period		
1st FG%	8-17	47.1%
3PT%	2-4	50.0%
FT%	7-9	77.8%
2nd FG%	10-29	34.5%
3PT%	5-16	31.3%
FT%	4-5	80%
GM FG%	18-46	39.1%
3PT%	7-20	35.0%
FT%	11-14	78.6%

Dead Ball Rebounds: 4, 0

Washington St. - 71 — **Record: 11-7 (4-3)**

NO.	Name		Min	FG M-A	3P M-A	FT M-A	Rebounds OR	DR	TOT	Fouls PF	FD	TP	AS	TO	ST	Blocks BS	BA	+/-
23	Andrej Jakimovski	F	29:57	5-12	3-8	2-2	2	6	8	1	2	15	0	0	2	1	1	12
35	Mouhamed Gueye	F	22:51	4-5	0-0	0-1	1	5	6	4	4	8	0	1	2	1	0	8
2	Tyrell Roberts	G	30:30	5-15	3-8	2-2	0	2	2	1	1	15	2	1	1	0	1	16
12	Michael Flowers	G	35:03	1-10	1-8	2-2	0	0	0	1	2	5	3	1	2	0	0	24
24	Noah Williams	G	24:43	4-11	0-2	2-2	3	1	4	3	4	10	2	2	3	0	1	-1
5	TJ Bamba		17:36	2-3	1-2	5-5	3	1	4	0	3	10	0	0	0	0	0	20
0	Efe Abogidi		19:21	2-3	0-0	2-2	3	5	8	4	1	6	0	2	0	2	0	15
11	DJ Rodman		15:36	0-1	0-1	0-0	4	0	4	0	3	0	0	0	0	0	0	-1
3	Jefferson Koulibaly		06:35	1-5	0-2	0-0	1	0	1	0	0	2	0	0	0	0	0	-2
14	Matt DeWolf		04:29	0-0	0-0	0-0	0	1	1	0	0	0	1	0	0	0	0	-6
Team							1	0	1			0		3				
Totals				24-65	8-31	15-16	18	21	39	14	20	71	8	10	10	4	3	17

Technical Fouls::Williams 1st5:23

Shooting By Period		
1st FG%	11-33	33.3%
3PT%	4-16	25.0%
FT%	7-7	100%
2nd FG%	13-32	40.6%
3PT%	4-15	26.7%
FT%	8-9	88.9%
GM FG%	24-65	36.9%
3PT%	8-31	25.8%
FT%	15-16	93.8%

Dead Ball Rebounds: 1, 0

	UTAH	WSU
Biggest lead	4 (1st 18:41)	24 (2nd 12:21)
Best Scoring Run	8(2nd 8:12)	14(2nd 12:21)
Lead Changes	5	
Times Tied	3	
Time with Lead	06:02	28:16

Points from	UTAH	WSU
Turnovers	3	19
Paint	22	28
Second Chance	4	15
Fast Breaks	8	4
Bench	26	18

Period by Period Scoring	1st	2nd	TOT
UTAH	25	29	54
WSU	33	38	71

Official Basketball Box Score - Final

Colorado at Washington St.

01/30/22 Beasley Coliseum, Pullman
2021-22 Men's Basketball

Game Time: 7:01 PM
Game Duration: 1:44
Attendance: 2,647

Officials: John Higgins, Chris Rastlatter, Eric Curry

Colorado - 43 — **Record: 13-8 (5-6)**

NO.	Name		Min	FG M-A	3P M-A	FT M-A	Rebounds OR	DR	TOT	Fouls PF	FD	TP	AS	TO	ST	Blocks BS	BA	+/-
12	Jabari Walker	F	27:23	5-9	0-0	1-2	2	6	8	2	4	11	1	3	1	0	1	-23
21	Evan Battey	F	29:42	2-9	1-2	0-0	5	2	7	2	2	5	0	1	1	0	1	-31
2	K.J. Simpson	G	33:02	1-7	0-1	2-2	0	3	3	0	2	4	5	3	2	1	1	-15
3	Keeshawn Barthelemy	G	25:55	2-6	1-4	0-0	0	1	1	1	1	5	0	2	0	0	0	-26
32	Nique Clifford	G	20:38	3-9	2-4	0-0	1	1	2	2	0	8	0	1	1	0	1	-13
0	Luke O'Brien		22:20	1-6	1-2	0-1	3	2	5	2	2	3	1	1	0	0	0	-13
1	Julian Hammond III		26:04	1-6	1-5	2-2	2	1	3	2	2	5	1	4	0	0	0	-12
30	Will Loughlin		14:56	1-4	0-0	0-0	1	0	1	0	0	2	0	0	1	0	1	-2
Team							0	0	0			0		1				
Totals				16-56	6-18	5-7	14	16	30	11	13	43	8	16	6	1	5	-27

Technical Fouls::NONE

Shooting By Period		
1st FG%	7-27	25.9%
3PT%	3-7	42.9%
FT%	1-3	33.3%
2nd FG%	9-29	31.0%
3PT%	3-11	27.3%
FT%	4-4	100%
GM FG%	16-56	28.6%
3PT%	6-18	33.3%
FT%	5-7	71.4%

Dead Ball Rebounds: 2, 0

Washington St. - 70 — **Record: 12-7 (5-3)**

NO.	Name		Min	FG M-A	3P M-A	FT M-A	Rebounds OR	DR	TOT	Fouls PF	FD	TP	AS	TO	ST	Blocks BS	BA	+/-
0	Efe Abogidi	F	24:48	4-8	1-3	0-0	7	4	11	1	2	9	0	0	1	2	0	15
35	Mouhamed Gueye	F	16:42	2-5	1-2	0-0	1	2	3	4	0	5	0	1	0	0	0	18
2	Tyrell Roberts	G	29:10	4-7	2-4	0-0	0	1	1	1	0	10	4	3	2	0	0	19
12	Michael Flowers	G	27:10	6-9	4-7	0-0	1	4	5	0	2	16	5	3	1	0	0	24
24	Noah Williams	G	27:26	3-10	0-2	4-6	1	0	1	2	4	10	3	3	0	0	1	32
23	Andrej Jakimovski		31:27	4-8	4-8	2-3	1	9	10	2	3	14	0	3	3	0	0	27
11	DJ Rodman		27:20	2-3	0-1	0-0	2	3	5	2	0	4	0	0	1	2	0	15
14	Matt DeWolf		05:21	0-0	0-0	0-0	0	0	0	0	0	0	0	1	0	1	0	-3
3	Jefferson Koulibaly		04:58	1-3	0-1	0-0	0	1	1	0	0	2	0	1	0	0	0	-6
22	Ryan Rapp		04:58	0-0	0-0	0-0	0	1	1	1	0	0	0	1	0	0	0	-6
33	Will Burghardt		00:40	0-0	0-0	0-0	0	0	0	0	0	0	0	0	0	0	0	0
Team							0	1	1			0		1				
Totals				26-53	12-28	6-9	13	26	39	13	11	70	12	17	8	5	1	27

Technical Fouls::NONE

Shooting By Period		
1st FG%	13-30	43.3%
3PT%	7-17	41.2%
FT%	6-9	66.7%
2nd FG%	13-23	56.5%
3PT%	5-11	45.5%
FT%	0-0	0%
GM FG%	26-53	49.1%
3PT%	12-28	42.9%
FT%	6-9	66.7%

Dead Ball Rebounds: 1, 0

	COLO	WSU
Biggest lead	0 (1st 20:00)	35 (2nd 7:07)
Best Scoring Run	6(2nd 1:09)	12(1st 10:00)
Lead Changes	0	
Times Tied	1	
Time with Lead	00:00	38:32

Points from	COLO	WSU
Turnovers	14	26
Paint	18	24
Second Chance	11	13
Fast Breaks	0	2
Bench	10	20

Period by Period Scoring	1st	2nd	TOT
COLO	18	25	43
WSU	39	31	70

Official Basketball Box Score - Final

Washington St. at Stanford

02/03/22 Maples Pavilion, Stanford
2021-22 Men's Basketball

Game Time: 6:00 PM
Game Duration: 2:00
Attendance: 2,172

Officials: Michael Greenstein, Kevin Brill, Casey McClellan

Washington St. - 66 — **Record: 13-7 (6-3)**

NO.	Name		Min	FG M-A	3P M-A	FT M-A	Rebounds OR	DR	TOT	Fouls PF	FD	TP	AS	TO	ST	Blocks BS	BA	+/-
0	Efe Abogidi	F	27:15	2-4	1-2	4-6	1	4	5	3	3	9	0	0	1	3	0	21
35	Mouhamed Gueye	F	28:09	4-7	0-1	0-3	1	8	9	2	3	8	0	1	2	1	0	9
2	Tyrell Roberts	G	31:51	5-10	2-5	0-0	1	3	4	1	1	12	4	4	1	0	0	5
12	Michael Flowers	G	36:16	7-14	4-7	4-6	0	1	1	0	4	22	5	1	1	0	0	1
24	Noah Williams	G	23:21	1-5	1-2	0-0	1	0	1	4	2	3	2	2	1	0	0	16
11	DJ Rodman		21:22	4-5	1-2	0-0	0	2	2	2	1	9	1	1	1	0	0	-4
23	Andrej Jakimovski		20:31	1-3	1-3	0-0	0	1	1	2	0	3	0	1	0	0	0	-10
5	TJ Bamba		09:55	0-1	0-1	0-0	1	1	2	3	2	0	0	0	0	0	0	-6
14	Matt DeWolf		01:20	0-0	0-0	0-1	0	0	0	1	1	0	0	1	0	0	0	-2
Team							0	1	1			0		0				
Totals				24-49	10-23	8-16	5	21	26	18	17	66	12	11	7	4	0	6

Technical Fouls::NONE

Shooting By Period		
1st FG%	13-24	54.2%
3PT%	6-12	50.0%
FT%	1-3	33.3%
2nd FG%	11-25	44.0%
3PT%	4-11	36.4%
FT%	7-13	53.8%
GM FG%	24-49	49.0%
3PT%	10-23	43.5%
FT%	8-16	50.0%

Dead Ball Rebounds: 5, 1

Stanford - 60 — **Record: 13-8 (6-5)**

NO.	Name		Min	FG M-A	3P M-A	FT M-A	Rebounds OR	DR	TOT	Fouls PF	FD	TP	AS	TO	ST	Blocks BS	BA	+/-
11	Jaiden Delaire	F	25:48	1-6	0-1	6-7	0	3	3	1	6	8	1	0	1	0	1	-10
14	Spencer Jones	F	33:25	10-14	4-8	0-0	3	1	4	4	1	24	1	5	0	0	0	3
22	James Keefe	F	23:27	3-6	0-0	0-1	7	3	10	1	3	6	3	0	0	0	1	-6
55	Harrison Ingram	F	31:23	2-11	0-7	1-2	2	2	4	1	5	5	1	2	1	0	1	-4
5	Michael O'Connell	G	26:43	2-6	1-4	0-0	0	3	3	2	1	5	3	4	2	0	0	-14
23	Brandon Angel		14:43	1-5	0-4	0-0	0	0	0	1	0	2	0	0	0	0	1	-12
1	Isa Silva		13:30	2-4	1-2	0-0	1	1	2	1	0	5	0	0	0	0	0	9
10	Max Murrell		13:18	2-5	1-4	0-0	0	3	3	0	2	5	1	1	0	0	0	-10
32	Lukas Kisunas		01:23	0-0	0-0	0-0	0	0	0	1	0	0	0	0	0	0	0	-3
24	Sam Beskind		09:26	0-1	0-1	0-0	0	0	0	2	0	0	1	1	0	0	0	3
42	Maxime Raynaud		06:54	0-1	0-0	0-0	1	2	3	3	0	0	2	0	0	0	0	14
Team							2	2	4			0		0				
Totals				23-59	7-31	7-10	16	20	36	17	18	60	13	13	4	0	4	-6

Technical Fouls::NONE

Shooting By Period		
1st FG%	8-28	28.6%
3PT%	3-16	18.8%
FT%	2-4	50%
2nd FG%	15-31	48.4%
3PT%	4-15	26.7%
FT%	5-6	83.3%
GM FG%	23-59	39.0%
3PT%	7-31	22.6%
FT%	7-10	70.0%

Dead Ball Rebounds: 1, 3

	WSU	STAN
Biggest lead	16 (2nd 8:04)	0 (1st 20:00)
Best Scoring Run	10(2nd 9:19)	8(2nd 13:02)
Lead Changes	0	
Times Tied	0	
Time with Lead	39:07	00:00

Points from	WSU	STAN
Turnovers	21	12
Paint	22	28
Second Chance	7	13
Fast Breaks	9	6
Bench	12	12

Period by Period Scoring	1st	2nd	TOT
WSU	33	33	66
STAN	21	39	60

PREVIOUS **BOX SCORES**

Official Basketball Box Score - Final
Washington St. at California
02/05/22 Haas Pavilion, Berkeley
2021-22 Men's Basketball

Game Time: 1:00 PM
Game Duration: 1:56
Attendance: 4,361

Officials: Gregory Nixon, Rick Batsell, Tom Nally

Washington St. - 68 — **Record: 14-7 (7-3)**

NO.	Name		Min	FG M-A	3P M-A	FT M-A	Rebounds OR	DR	TOT	Fouls PF	FD	TP	AS	TO	ST	Blocks BS	BA	+/-
0	Efe Abogidi	F	32:39	5-9	0-1	7-8	4	7	11	0	7	17	0	1	4	2	0	2
35	Mouhamed Gueye	F	32:57	4-6	2-2	0-1	1	4	5	1	2	10	1	2	2	3	1	7
2	Tyrell Roberts	G	32:09	5-13	2-7	0-0	0	0	0	2	1	12	2	2	0	0	0	-3
12	Michael Flowers	G	29:06	5-11	4-5	7-7	0	5	5	2	3	21	1	1	0	0	1	0
24	Noah Williams	G	23:39	0-7	0-1	0-1	0	2	2	2	2	0	2	2	1	0	2	6
11	DJ Rodman		21:48	2-5	1-3	0-0	0	0	0	0	0	5	2	0	0	0	0	8
23	Andrej Jakimovski		15:17	1-2	1-1	0-0	0	3	3	0	0	3	0	0	0	0	0	-6
5	TJ Bamba		12:25	0-2	0-1	0-0	0	0	0	2	0	0	1	1	0	0	1	6
Team							2	2	4			0		1				
Totals				22-55	10-21	14-17	7	23	30	9	15	68	9	10	7	5	5	4

Technical Fouls::NONE

Shooting By Period		
1st FG%	12-27	44.4%
3PT%	6-12	50.0%
FT%	3-4	75%
2nd FG%	10-28	35.7%
3PT%	4-9	44.4%
FT%	11-13	84.6%
GM FG%	22-55	40.0%
3PT%	10-21	47.6%
FT%	14-17	82.4%

Dead Ball Rebounds: 0, 0

California - 64 — **Record: 9-15 (2-11)**

NO.	Name		Min	FG M-A	3P M-A	FT M-A	Rebounds OR	DR	TOT	Fouls PF	FD	TP	AS	TO	ST	Blocks BS	BA	+/-
13	Kuany Kuany	F	17:16	0-3	0-2	0-0	0	3	3	3	0	0	0	2	0	1	0	-2
24	Sam Alajiki	F	11:22	0-3	0-1	0-0	1	2	3	2	1	0	1	0	0	0	1	-4
21	Lars Thiemann	C	34:13	3-7	0-0	2-2	2	4	6	2	2	8	1	3	2	3	1	5
1	Joel Brown	G	28:36	3-6	0-0	0-0	1	2	3	2	1	6	6	2	0	0	2	1
31	Jordan Shepherd	G	32:45	5-18	0-7	0-0	0	3	3	2	2	10	4	1	1	0	1	-14
15	Grant Anticevich		36:32	6-11	4-5	0-0	0	4	4	2	0	16	1	2	1	1	0	-4
23	Obinna Anyanwu		01:44	0-0	0-0	0-0	0	1	1	0	0	0	0	0	0	0	0	-2
32	Jalen Celestine		28:38	7-11	3-6	3-3	0	7	7	2	2	20	2	2	0	0	0	1
10	Makale Foreman		08:54	2-2	0-0	0-0	0	0	0	0	1	4	1	0	0	0	0	-1
Team							8	3	11			0		2				
Totals				26-61	7-21	5-5	12	29	41	15	9	64	16	14	4	5	5	-4

Technical Fouls::NONE

Shooting By Period		
1st FG%	13-31	41.9%
3PT%	3-11	27.3%
FT%	2-2	100%
2nd FG%	13-30	43.3%
3PT%	4-10	40.0%
FT%	3-3	100%
GM FG%	26-61	42.6%
3PT%	7-21	33.3%
FT%	5-5	100.0%

Dead Ball Rebounds: 0, 0

	WSU	CAL
Biggest lead	12 (2nd 7:24)	4 (1st 9:20)
Best Scoring Run	7(1st 4:55)	7(1st 9:20)
Lead Changes	7	
Times Tied	5	
Time with Lead	30:08	06:49

Points from	WSU	CAL
Turnovers	10	9
Paint	20	26
Second Chance	5	4
Fast Breaks	8	6
Bench	8	40

Period by Period Scoring	1st	2nd	TOT
WSU	33	35	68
CAL	31	33	64

Official Basketball Box Score - Final
#4 Arizona at Washington St.
02/10/22 Beasley Coliseum, Pullman
2021-22 Men's Basketball

Game Time: 6:00 PM
Game Duration: 1:50
Attendance: 5,012

Officials: John Higgins, Frank Harvey, Mike Scyphers

#4 Arizona - 72 — **Record: 21-2 (11-1)**

NO.	Name		Min	FG M-A	3P M-A	FT M-A	Rebounds OR	DR	TOT	Fouls PF	FD	TP	AS	TO	ST	Blocks BS	BA	+/-
10	Azuolas Tubelis	F	24:27	5-10	1-2	4-6	1	4	5	2	5	15	1	4	0	1	1	-3
35	Christian Koloko	C	20:01	3-5	0-0	0-0	1	8	9	3	0	6	1	1	1	4	0	16
0	Bennedict Mathurin	G	34:02	7-12	3-6	3-3	1	4	5	0	4	20	4	3	1	0	1	16
4	Dalen Terry	G	29:16	1-4	0-0	1-2	4	8	12	0	1	3	5	1	2	0	0	5
25	Kerr Kriisa	G	26:31	2-7	2-5	0-0	0	2	2	0	1	6	2	3	0	0	0	8
3	Pelle Larsson		26:45	3-7	1-2	0-0	2	1	3	3	0	7	2	3	0	0	1	10
11	Oumar Ballo		21:34	5-7	0-0	0-0	1	2	3	2	0	10	0	1	0	0	0	0
5	Justin Kier		17:24	2-5	1-4	0-0	0	5	5	0	1	5	2	2	0	0	0	8
Team							0	2	2			0		0				
Totals				28-57	8-19	8-11	10	36	46	10	12	72	17	18	4	5	3	12

Technical Fouls::NONE

Shooting By Period		
1st FG%	12-28	42.9%
3PT%	4-9	44.4%
FT%	5-5	100%
2nd FG%	16-29	55.2%
3PT%	4-10	40.0%
FT%	3-6	50%
GM FG%	28-57	49.1%
3PT%	8-19	42.1%
FT%	8-11	72.7%

Dead Ball Rebounds: 2, 0

Washington St. - 60 — **Record: 14-8 (7-4)**

NO.	Name		Min	FG M-A	3P M-A	FT M-A	Rebounds OR	DR	TOT	Fouls PF	FD	TP	AS	TO	ST	Blocks BS	BA	+/-
35	Mouhamed Gueye	F	28:42	4-8	1-2	0-0	3	2	5	0	1	9	0	0	3	1	1	-19
44	Efe Abogidi	F	27:30	3-13	1-5	2-3	2	4	6	1	4	9	1	0	2	2	0	-10
2	Tyrell Roberts	G	28:50	3-11	2-8	0-0	0	1	1	2	1	8	2	2	3	0	0	-8
5	TJ Bamba	G	24:01	1-6	0-2	0-0	0	5	5	2	1	2	2	0	2	0	0	6
12	Michael Flowers	G	35:18	7-19	2-7	0-0	1	1	2	1	1	16	3	0	0	0	3	-6
24	Noah Williams		18:56	4-10	2-5	0-0	0	2	2	4	1	10	1	1	0	0	1	-13
11	DJ Rodman		19:00	1-2	0-1	0-0	2	0	2	1	0	2	0	1	0	0	0	-11
23	Andrej Jakimovski		13:20	0-2	0-2	0-0	0	3	3	1	1	0	1	2	0	0	0	-7
14	Matt DeWolf		04:23	2-2	0-0	0-0	1	0	1	0	0	4	0	0	0	0	0	8
Team							2	2	4			0		3				
Totals				25-73	8-32	2-3	11	20	31	12	10	60	10	9	10	3	5	-12

Technical Fouls::NONE

Shooting By Period		
1st FG%	9-34	26.5%
3PT%	0-12	0.0%
FT%	2-2	100%
2nd FG%	16-39	41.0%
3PT%	8-20	40.0%
FT%	0-1	0%
GM FG%	25-73	34.2%
3PT%	8-32	25.0%
FT%	2-3	66.7%

Dead Ball Rebounds: 2, 0

	ARIZ	WSU
Biggest lead	22 (2nd 7:51)	0 (1st 20:00)
Best Scoring Run	13(1st 1:37)	8(2nd 18:14)
Lead Changes	0	
Times Tied	2	
Time with Lead	38:14	00:00

Points from	ARIZ	WSU
Turnovers	14	24
Paint	36	32
Second Chance	9	15
Fast Breaks	10	6
Bench	22	16

Period by Period Scoring	1st	2nd	TOT
ARIZ	33	39	72
WSU	20	40	60

Official Basketball Box Score - Final
Arizona St. at Washington St.
02/12/22 Beasley Coliseum, Pullman
2021-22 Men's Basketball

Game Time: 7:00 PM
Game Duration: 1:59
Attendance: 3,394

Officials: David Hall, Gregory Nixon, Jim Schipper

Arizona St. - 58 — **Record: 8-15 (4-9)**

NO.	Name		Min	FG M-A	3P M-A	FT M-A	Rebounds OR	DR	TOT	Fouls PF	FD	TP	AS	TO	ST	Blocks BS	BA	+/-
2	Jalen Graham	F	27:38	6-12	0-1	2-2	1	3	4	4	3	14	2	6	1	1	2	7
4	Kimani Lawrence	F	30:48	1-2	0-0	0-0	0	4	4	1	3	2	2	1	1	0	0	-7
32	Alonzo Gaffney	F	12:34	0-0	0-0	0-2	1	2	3	5	1	0	1	0	0	0	0	4
0	DJ Horne	G	27:43	2-11	1-6	0-0	0	2	2	0	1	5	0	2	0	0	0	-7
5	Jay Heath	G	25:23	2-5	0-0	0-0	0	0	0	1	3	4	2	1	1	0	1	-7
3	Marreon Jackson		23:42	5-8	4-7	0-0	1	3	4	2	0	14	4	5	0	0	0	0
14	Enoch Boakye		14:28	2-2	0-0	0-0	1	5	6	3	1	4	1	2	0	1	0	1
1	Luther Muhammad		26:06	5-8	0-1	2-2	1	7	8	0	3	12	1	1	1	0	0	8
55	Jamiya Neal		11:38	1-1	1-1	0-0	0	1	1	0	0	3	0	0	1	1	0	16
Team							2	0	2			0		1				
Totals				24-49	6-16	4-6	7	27	34	16	15	58	13	19	5	3	3	3

Technical Fouls::NONE

Shooting By Period		
1st FG%	10-24	41.7%
3PT%	3-8	37.5%
FT%	4-6	66.7%
2nd FG%	14-25	56.0%
3PT%	3-8	37.5%
FT%	0-0	0%
GM FG%	24-49	49.0%
3PT%	6-16	37.5%
FT%	4-6	66.7%

Dead Ball Rebounds: 1, 0

Washington St. - 55 — **Record: 14-9 (7-5)**

NO.	Name		Min	FG M-A	3P M-A	FT M-A	Rebounds OR	DR	TOT	Fouls PF	FD	TP	AS	TO	ST	Blocks BS	BA	+/-
0	Efe Abogidi	F	14:35	0-2	0-0	0-0	2	4	6	2	3	0	0	4	1	1	0	-11
35	Mouhamed Gueye	F	36:15	4-9	1-1	3-4	7	4	11	3	4	12	0	0	2	1	0	0
2	Tyrell Roberts	G	32:00	5-15	4-11	0-0	1	0	1	1	1	14	1	0	0	0	2	-1
5	TJ Bamba	G	25:36	2-7	1-2	4-4	2	1	3	3	3	9	3	0	0	0	0	10
12	Michael Flowers	G	26:13	2-9	2-8	0-0	0	2	2	1	1	6	2	6	5	0	0	-13
11	DJ Rodman		16:03	0-1	0-1	0-0	1	0	1	0	2	0	1	0	0	0	0	11
24	Noah Williams		21:51	2-8	0-3	2-2	0	1	1	0	1	6	0	1	0	0	1	-10
14	Matt DeWolf		01:39	0-0	0-0	0-0	0	0	0	0	0	0	0	0	0	0	0	-1
23	Andrej Jakimovski		23:00	3-6	2-5	0-0	1	2	3	5	0	8	2	2	0	1	0	-2
22	Ryan Rapp		02:48	0-2	0-2	0-0	0	1	1	0	1	0	0	0	0	0	0	2
Team							0	3	3			0		1				
Totals				18-59	10-33	9-10	14	18	32	15	16	55	9	14	8	3	3	-3

Technical Fouls::NONE

Shooting By Period		
1st FG%	9-31	29.0%
3PT%	5-18	27.8%
FT%	6-6	100%
2nd FG%	9-28	32.1%
3PT%	5-15	33.3%
FT%	3-4	75%
GM FG%	18-59	30.5%
3PT%	10-33	30.3%
FT%	9-10	90.0%

Dead Ball Rebounds: 1, 1

	ASU	WSU
Biggest lead	8 (2nd 13:16)	6 (1st 15:32)
Best Scoring Run	7(2nd 15:10)	6(1st 17:09)
Lead Changes	6	
Times Tied	5	
Time with Lead	20:13	15:36

Points from	ASU	WSU
Turnovers	0	12
Paint	30	16
Second Chance	10	10
Fast Breaks	0	0
Bench	33	14

Period by Period Scoring	1st	2nd	TOT
ASU	27	31	58
WSU	29	26	55

Official Basketball Box Score - Final
Washington St. at Oregon
02/14/22 Matthew Knight Arena, Eugene
2021-22 Men's Basketball

Game Time: 6:00 PM
Game Duration: 1:58
Attendance: 5,786

Officials: Chris Rastatter, Deldre Carr, Kevin Brill

Washington St. - 59 — **Record: 14-10 (7-6)**

NO.	Name		Min	FG M-A	3P M-A	FT M-A	Rebounds OR	DR	TOT	Fouls PF	FD	TP	AS	TO	ST	Blocks BS	BA	+/-
0	Efe Abogidi	F	19:20	2-6	0-3	0-1	3	3	6	3	2	4	0	2	0	2	0	-5
35	Mouhamed Gueye	F	27:09	3-7	0-1	1-2	3	3	6	1	2	7	0	1	0	0	0	-5
2	Tyrell Roberts	G	35:41	1-11	1-6	0-0	1	6	7	2	2	3	3	1	2	0	3	-1
5	TJ Bamba	G	15:00	2-5	0-1	2-2	4	3	7	2	2	6	1	2	0	0	1	1
12	Michael Flowers	G	36:07	8-21	4-14	3-4	2	3	5	0	2	23	3	1	1	0	0	0
24	Noah Williams		32:10	5-16	2-5	1-2	1	3	4	2	5	13	0	0	2	0	2	-3
11	DJ Rodman		25:25	1-3	1-2	0-0	2	4	6	3	2	3	2	0	0	1	0	4
23	Andrej Jakimovski		09:08	0-4	0-1	0-0	2	0	2	2	0	0	0	1	0	0	0	-6
Team							4	2	6			0		0				
Totals				22-73	8-33	7-11	22	27	49	15	17	59	9	8	5	3	6	-3

Technical Fouls: Abogidi 2nd 14:49

Shooting By Period		
1st FG%	13-35	37.1%
3PT%	3-13	23.1%
FT%	0-0	0%
2nd FG%	9-38	23.7%
3PT%	5-20	25.0%
FT%	7-11	63.6%
GM FG%	22-73	30.1%
3PT%	8-33	24.2%
FT%	7-11	63.6%

Dead Ball Rebounds: 2, 2

Oregon - 62 — **Record: 17-8 (10-4)**

NO.	Name		Min	FG M-A	3P M-A	FT M-A	Rebounds OR	DR	TOT	Fouls PF	FD	TP	AS	TO	ST	Blocks BS	BA	+/-
13	Quincy Guerrier	F	29:46	2-8	0-4	4-8	3	3	6	1	5	8	1	0	1	0	0	5
1	N'Faly Dante	C	20:03	6-9	0-0	1-1	3	7	10	1	1	13	0	1	1	1	1	7
0	Will Richardson	G	30:34	3-7	1-3	0-0	1	5	6	4	1	7	5	4	1	0	0	1
5	De'Vion Harmon	G	35:28	5-14	2-6	1-3	1	5	6	3	3	13	2	2	2	0	2	-3
42	Jacob Young	G	31:09	4-9	1-1	0-0	0	4	4	2	1	9	4	2	0	0	0	8
11	Rivaldo Soares		05:35	0-1	0-0	0-0	0	1	1	0	0	0	1	0	0	1	0	-4
22	Franck Kepnang		19:57	4-6	0-0	1-2	1	1	2	4	4	9	0	1	0	4	0	-4
50	Eric Williams Jr.		27:28	1-6	1-5	0-0	0	3	3	2	0	3	0	2	0	0	0	5
Team							3	2	5			0		0				
Totals				25-60	5-19	7-14	12	31	43	17	15	62	13	12	5	6	3	3

Technical Fouls::NONE

Shooting By Period		
1st FG%	14-30	46.7%
3PT%	3-12	25.0%
FT%	4-7	57.1%
2nd FG%	11-30	36.7%
3PT%	2-7	28.6%
FT%	3-7	42.9%
GM FG%	25-60	41.7%
3PT%	5-19	26.3%
FT%	7-14	50.0%

Dead Ball Rebounds: 1, 0

	WSU	ORE
Biggest lead	5 (2nd 13:18)	12 (1st 3:48)
Best Scoring Run	12(2nd 14:17)	8(1st 10:04)
Lead Changes	5	
Times Tied	5	
Time with Lead	03:27	31:28

Points from	WSU	ORE
Turnovers	12	15
Paint	22	34
Second Chance	21	8
Fast Breaks	11	6
Bench	16	12

Period by Period Scoring	1st	2nd	TOT
WSU	29	30	59
ORE	35	27	62

PREVIOUS **BOX SCORES**

Official Basketball Box Score - Final
Washington St. at UCLA
02/17/22 Pauley Pavilion, Los Angeles
2021-22 Men's Basketball

Game Time: 8:00 PM
Game Duration: 1:58
Attendance: 7,916

Officials: Randy McCall, Verne Harris, Marc Beasley

Washington St. - 56 Record: 14-11 (7-7)

NO.	Name		Min	FG M-A	3P M-A	FT M-A	Rebounds OR	DR	TOT	Fouls PF	FD	TP	AS	TO	ST	Blocks BS	BA	+/-
0	Efe Abogidi	F	16:10	0-5	0-2	0-0	0	3	3	3	1	0	0	2	0	1	1	-9
35	Mouhamed Gueye	F	24:03	1-5	0-1	1-2	0	2	2	1	1	3	0	0	0	0	0	-14
2	Tyrell Roberts	G	26:00	5-14	4-11	0-0	0	2	2	1	3	14	0	3	1	0	0	-19
12	Michael Flowers	G	27:48	1-8	1-6	0-0	0	1	1	2	0	3	3	2	1	0	2	-23
24	Noah Williams	G	27:42	3-7	0-2	5-7	1	2	3	3	5	11	3	0	1	0	0	-9
11	DJ Rodman		29:53	1-4	1-3	6-7	0	2	2	2	4	9	1	0	0	1	0	-24
23	Andrej Jakimovski		33:14	4-9	1-5	2-2	2	4	6	1	1	11	0	0	2	1	0	-6
22	Ryan Rapp		10:06	0-1	0-0	4-4	0	3	3	0	2	4	1	1	0	0	0	6
14	Matt DeWolf		04:01	0-0	0-0	1-4	0	0	0	1	2	1	0	0	0	0	0	-2
33	Will Burghardt		01:03	0-0	0-0	0-0	0	0	0	0	0	0	0	0	0	0	0	0
Team							3	1	4			0		1				
Totals				15-53	7-30	19-26	6	20	26	14	19	56	8	9	5	3	3	-20

Technical Fouls::NONE

Shooting By Period		
1st FG%	9-28	32.1%
3PT%	5-17	29.4%
FT%	6-6	100%
2nd FG%	6-25	24.0%
3PT%	2-13	15.4%
FT%	13-20	65%
GM FG%	15-53	28.3%
3PT%	7-30	23.3%
FT%	19-26	73.1%

Dead Ball Rebounds: 4, 0

UCLA - 76 Record: 18-5 (10-4)

NO.	Name		Min	FG M-A	3P M-A	FT M-A	Rebounds OR	DR	TOT	Fouls PF	FD	TP	AS	TO	ST	Blocks BS	BA	+/-
15	Myles Johnson	C	18:40	1-1	0-0	0-0	0	5	5	2	1	2	1	5	2	2	0	13
0	Jaylen Clark	G	34:05	7-11	1-3	3-7	3	8	11	0	5	18	5	0	4	0	0	27
1	Jules Bernard	G	26:18	3-8	2-5	0-0	0	4	4	3	1	8	2	2	0	0	0	18
3	Johnny Juzang	G	18:45	6-9	3-3	4-5	1	2	3	3	3	19	3	2	0	0	1	16
24	Jaime Jaquez Jr.	G	24:18	2-3	0-0	0-0	1	2	3	3	1	4	3	0	0	0	0	21
2	Cody Riley		18:24	3-5	0-0	3-3	2	1	3	1	2	9	1	1	0	0	1	10
34	David Singleton		19:47	2-5	2-5	0-0	0	1	1	0	0	6	1	0	0	0	0	3
23	Peyton Watson		17:58	1-7	0-1	0-0	2	3	5	3	0	2	1	3	0	1	1	-8
13	Jake Kyman		17:10	3-4	2-2	0-0	0	3	3	3	0	8	1	1	0	0	0	5
14	Kenneth Nwuba		02:56	0-0	0-0	0-1	0	0	0	1	1	0	0	0	0	0	0	-3
43	Russell Stong		01:39	0-1	0-1	0-0	0	0	0	0	0	0	0	0	0	0	0	-2
Team							1	2	3			0		2				
Totals				28-54	10-20	10-16	10	31	41	19	14	76	18	16	6	3	3	20

Technical Fouls::NONE

Shooting By Period		
1st FG%	16-27	59.3%
3PT%	6-9	66.7%
FT%	1-4	25%
2nd FG%	12-27	44.4%
3PT%	4-11	36.4%
FT%	9-12	75%
GM FG%	28-54	51.9%
3PT%	10-20	50.0%
FT%	10-16	62.5%

Dead Ball Rebounds: 2, 4

	WSU	UCLA
Biggest lead	0 (1st 20:00)	25 (2nd 7:19)
Best Scoring Run	5(1st 9:00)	11(2nd 13:04)
Lead Changes	0	
Times Tied	0	
Time with Lead	00:00	39:15

Points from	WSU	UCLA
Turnovers	18	11
Paint	14	26
Second Chance	2	11
Fast Breaks	5	13
Bench	25	25

Period by Period Scoring	1st	2nd	TOT
WSU	29	27	56
UCLA	39	37	76

Official Basketball Box Score - Final
Washington St. at USC
02/20/22 Galen Center, Los Angeles
2021-22 Men's Basketball

Game Time: 4:30 PM
Game Duration: 2:04
Attendance: 4,268

Officials: Bo Boroski, Gerry Pollard, Paul Szelc

Washington St. - 60 Record: 14-12 (7-8)

NO.	Name		Min	FG M-A	3P M-A	FT M-A	Rebounds OR	DR	TOT	Fouls PF	FD	TP	AS	TO	ST	Blocks BS	BA	+/-
0	Efe Abogidi	F	14:38	0-4	0-1	0-0	0	1	1	2	1	0	1	2	0	1	1	1
23	Andrej Jakimovski	F	37:25	3-12	3-7	1-4	4	7	11	1	4	10	0	0	0	0	0	-9
2	Tyrell Roberts	G	27:25	5-12	4-8	2-2	1	2	3	4	1	16	4	2	1	0	0	-4
12	Michael Flowers	G	26:04	4-11	4-9	0-0	1	1	2	2	0	12	2	2	0	0	1	5
24	Noah Williams	G	29:21	5-13	3-3	1-2	2	2	4	3	3	14	2	3	2	0	1	-10
35	Mouhamed Gueye		08:45	0-1	0-0	0-0	0	2	2	2	0	0	0	1	0	0	0	3
21	Dishon Jackson		23:50	2-5	0-0	1-2	1	3	4	1	2	5	1	0	1	3	0	-4
11	DJ Rodman		32:32	1-5	1-3	0-0	2	6	8	2	3	3	1	1	2	1	0	8
Team							5	1	6			0		1				
Totals				20-63	15-31	5-10	16	25	41	17	14	60	11	12	6	5	3	-2

Technical Fouls::NONE

Shooting By Period		
1st FG%	11-35	31.4%
3PT%	9-17	52.9%
FT%	1-2	50%
2nd FG%	9-28	32.1%
3PT%	6-14	42.9%
FT%	4-8	50%
GM FG%	20-63	31.7%
3PT%	15-31	48.4%
FT%	5-10	50.0%

Dead Ball Rebounds: 4, 0

USC - 62 Record: 23-4 (12-4)

NO.	Name		Min	FG M-A	3P M-A	FT M-A	Rebounds OR	DR	TOT	Fouls PF	FD	TP	AS	TO	ST	Blocks BS	BA	+/-
1	Chevez Goodwin	F	29:27	2-8	0-0	0-1	2	3	5	3	1	4	1	2	1	0	2	4
3	Isaiah Mobley	F	34:06	2-6	0-1	4-6	2	7	9	4	3	8	4	6	2	2	0	9
0	Boogie Ellis	G	36:27	6-10	2-2	7-8	0	2	2	2	6	21	1	0	0	0	1	12
5	Isaiah White	G	15:42	0-0	0-0	1-2	0	2	2	1	1	1	0	0	0	0	0	11
13	Drew Peterson	G	36:49	6-14	3-5	2-2	0	3	3	1	3	17	2	3	1	0	2	1
24	Joshua Morgan		07:04	0-1	0-0	0-0	1	0	1	1	0	0	0	0	0	1	1	0
23	Max Agbonkpolo		18:39	2-2	2-2	4-4	0	2	2	1	2	10	0	1	0	0	0	-7
20	Ethan Anderson		10:40	0-2	0-1	1-2	0	1	1	0	1	1	0	0	0	0	0	-16
21	Reese Dixon-Waters		08:39	0-1	0-1	0-0	0	3	3	1	0	0	0	1	0	0	0	1
30	Harrison Hornery		02:27	0-1	0-1	0-0	0	0	0	0	0	0	0	0	1	0	0	-4
Team							1	5	6			0		1				
Totals				18-45	7-13	19-25	6	28	34	14	17	62	8	14	6	3	5	2

Technical Fouls::NONE

Shooting By Period		
1st FG%	9-22	40.9%
3PT%	2-6	33.3%
FT%	8-13	61.5%
2nd FG%	9-23	39.1%
3PT%	5-7	71.4%
FT%	11-12	91.7%
GM FG%	18-45	40.0%
3PT%	7-13	53.8%
FT%	19-25	76.0%

Dead Ball Rebounds: 2, 0

	WASU	USC
Biggest lead	8 (2nd 12:33)	10 (1st 15:16)
Best Scoring Run	8(2nd 12:33)	7(1st 18:01)
Lead Changes	10	
Times Tied	7	
Time with Lead	17:11	15:36

Points from	WASU	USC
Turnovers	25	7
Paint	6	18
Second Chance	5	12
Fast Breaks	6	3
Bench	8	11

Period by Period Scoring	1st	2nd	TOT
WASU	32	28	60
USC	28	34	62

Official Basketball Box Score - Final
Washington at Washington St.
02/23/22 Beasley Coliseum, Pullman
2021-22 Men's Basketball

Game Time: 8:05 PM
Game Duration: 1:55
Attendance: 4,510

Officials: Mike Reed, Eric Curry, Tommy Nunez

Washington - 70 Record: 13-13 (8-8)

NO.	Name		Min	FG M-A	3P M-A	FT M-A	Rebounds OR	DR	TOT	Fouls PF	FD	TP	AS	TO	ST	Blocks BS	BA	+/-
1	Nate Roberts	F	21:10	3-5	0-0	0-0	4	2	6	5	1	6	0	0	1	0	0	-3
13	Langston Wilson	F	18:55	2-2	0-0	2-4	2	1	3	3	3	6	0	2	0	0	0	-6
4	PJ Fuller	G	37:20	7-14	5-9	4-6	1	3	4	1	7	23	2	2	0	0	1	-11
5	Jamal Bey	G	35:20	2-8	1-4	2-2	1	2	3	4	1	7	2	1	1	0	1	-7
23	Terrell Brown Jr.	G	40:00	5-13	0-2	1-2	0	3	3	1	4	11	8	4	0	0	1	-8
22	Cole Bajema		32:07	4-10	1-5	2-2	1	5	6	2	2	11	1	0	1	0	0	2
12	Jackson Grant		03:51	0-0	0-0	0-0	0	0	0	2	0	0	0	1	0	0	0	0
52	Riley Sorn		11:17	2-2	0-0	2-2	0	3	3	2	1	6	0	1	0	2	0	-7
Team							2	1	3			0		1				
Totals				25-54	7-20	13-18	11	20	31	20	19	70	13	12	3	2	3	-8

Technical Fouls::NONE

Shooting By Period		
1st FG%	14-32	43.8%
3PT%	3-11	27.3%
FT%	2-3	66.7%
2nd FG%	11-22	50.0%
3PT%	4-9	44.4%
FT%	11-15	73.3%
GM FG%	25-54	46.3%
3PT%	7-20	35.0%
FT%	13-18	72.2%

Dead Ball Rebounds: 3, 0

Washington St. - 78 Record: 15-12 (8-8)

NO.	Name		Min	FG M-A	3P M-A	FT M-A	Rebounds OR	DR	TOT	Fouls PF	FD	TP	AS	TO	ST	Blocks BS	BA	+/-
0	Efe Abogidi	F	31:42	7-9	0-0	7-8	10	4	14	1	8	21	0	0	1	2	1	10
35	Mouhamed Gueye	F	33:45	11-23	0-0	3-3	2	3	5	3	2	25	3	3	1	1	1	16
2	Tyrell Roberts	G	35:22	2-6	1-4	0-0	0	2	2	1	1	5	1	1	1	0	0	10
12	Michael Flowers	G	33:51	2-9	2-7	6-7	1	2	3	3	5	12	7	1	0	0	0	10
24	Noah Williams	G	29:27	2-8	1-5	0-0	0	2	2	4	1	5	4	1	1	0	0	2
11	DJ Rodman		19:04	0-1	0-0	2-2	0	5	5	3	1	2	4	1	2	0	0	2
21	Dishon Jackson		10:44	3-4	0-0	2-3	1	1	2	2	2	8	0	2	1	0	0	-7
23	Andrej Jakimovski		06:05	0-1	0-1	0-0	0	1	1	2	0	0	0	0	0	0	0	-3
Team							1	0	1			0		0				
Totals				27-61	4-17	20-23	15	20	35	19	20	78	19	9	7	3	2	8

Technical Fouls::NONE

Shooting By Period		
1st FG%	12-27	44.4%
3PT%	1-8	12.5%
FT%	8-10	80%
2nd FG%	15-34	44.1%
3PT%	3-9	33.3%
FT%	12-13	92.3%
GM FG%	27-61	44.3%
3PT%	4-17	23.5%
FT%	20-23	87.0%

Dead Ball Rebounds: 2, 0

	UW	WSU
Biggest lead	4 (1st 17:56)	12 (2nd 16:42)
Best Scoring Run	6(1st 17:56)	10(2nd 16:42)
Lead Changes	6	
Times Tied	8	
Time with Lead	13:42	21:17

Points from	UW	WSU
Turnovers	11	16
Paint	32	40
Second Chance	7	26
Fast Breaks	11	9
Bench	17	10

Period by Period Scoring	1st	2nd	TOT
UW	33	37	70
WSU	33	45	78

Official Basketball Box Score - Final
Washington St. at Washington
02/26/22 Alaska Airlines Arena, Seattle. Wash.
2021-22 Men's Basketball

Game Time: 3:00 PM
Game Duration: 2:17
Attendance: 7,269

Officials: Chris Rastatter, Kevin Brill, Olandis Poole

Washington - 70 Record: 15-13 (8-9)

NO.	Name		Min	FG M-A	3P M-A	FT M-A	Rebounds OR	DR	TOT	Fouls PF	FD	TP	AS	TO	ST	Blocks BS	BA	+/-
0	Efe Abogidi	F	18:41	2-4	0-0	0-0	1	1	2	0	2	4	0	1	3	2	0	-2
35	Mouhamed Gueye	F	30:22	5-12	0-2	0-0	3	4	7	4	0	10	4	0	0	1	0	0
2	Tyrell Roberts	G	30:20	3-12	1-6	0-0	3	4	7	3	1	7	3	1	0	0	2	-2
12	Michael Flowers	G	36:57	9-18	7-12	5-5	1	4	5	2	3	30	4	3	0	0	1	-7
24	Noah Williams	G	34:07	2-13	1-4	2-2	2	2	4	5	2	7	3	3	1	0	1	-8
11	DJ Rodman		20:35	0-2	0-1	2-2	1	4	5	2	1	2	0	2	1	0	1	-7
21	Dishon Jackson		12:56	3-5	0-0	2-2	1	0	1	3	1	8	0	1	0	2	0	-4
23	Andrej Jakimovski		06:52	0-2	0-1	0-0	0	0	0	1	0	0	0	0	0	0	0	-8
5	TJ Bamba		09:10	0-2	0-1	2-2	1	0	1	3	1	2	0	1	0	0	1	-2
Team							4	2	6			0		0				
Totals				24-70	9-27	13-13	17	21	38	23	11	70	14	12	5	5	6	-8

Technical Fouls: Williams 2nd0:04

Shooting By Period		
1st FG%	12-35	34.3%
3PT%	5-13	38.5%
FT%	5-5	100%
2nd FG%	12-35	34.3%
3PT%	4-14	28.6%
FT%	8-8	100%
GM FG%	24-70	34.3%
3PT%	9-27	33.3%
FT%	13-13	100.0%

Dead Ball Rebounds: 3, 0

Washington - 78 Record: 14-13 (9-8)

NO.	Name		Min	FG M-A	3P M-A	FT M-A	Rebounds OR	DR	TOT	Fouls PF	FD	TP	AS	TO	ST	Blocks BS	BA	+/-
0	Emmitt Matthews Jr.	F	37:36	5-11	1-4	4-4	3	5	8	3	4	15	0	2	1	2	1	10
1	Nate Roberts	F	36:27	4-4	0-0	1-1	3	5	8	2	2	9	0	3	0	0	0	7
4	PJ Fuller	G	22:58	2-6	1-3	0-0	0	1	1	1	1	5	2	2	0	0	1	4
5	Jamal Bey	G	23:11	3-6	2-3	5-6	0	1	1	4	3	13	0	1	1	0	1	-2
23	Terrell Brown Jr.	G	35:08	8-21	0-0	9-12	1	5	6	1	7	25	1	2	2	2	2	4
13	Langston Wilson		04:28	0-0	0-0	0-0	0	0	0	0	0	0	0	0	0	0	0	0
22	Cole Bajema		09:09	1-2	0-1	0-0	0	1	1	0	1	2	0	0	0	0	0	-1
52	Riley Sorn		03:21	0-0	0-0	0-0	0	0	0	0	0	0	0	0	0	1	0	2
11	Daejon Davis		27:42	3-4	0-0	3-6	1	6	7	1	4	9	5	1	3	1	0	16
Team							2	1	3			0		0				
Totals				26-54	4-11	22-29	10	25	35	13	22	78	8	11	7	6	5	8

Technical Fouls: Neubauer 2nd12:45Brown Jr. 2nd0:04

Shooting By Period		
1st FG%	10-29	34.5%
3PT%	3-9	33.3%
FT%	5-7	71.4%
2nd FG%	16-25	64.0%
3PT%	1-2	50.0%
FT%	17-22	77.3%
GM FG%	26-54	48.1%
3PT%	4-11	36.4%
FT%	22-29	75.9%

Dead Ball Rebounds: 4, 1

	WSU	WASH
Biggest lead	7 (1st 13:05)	9 (2nd 7:14)
Best Scoring Run	7(1st 13:05)	10(2nd 14:45)
Lead Changes	4	
Times Tied	3	
Time with Lead	21:00	15:57

Points from	WSU	WASH
Turnovers	12	9
Paint	24	38
Second Chance	13	11
Fast Breaks	0	8
Bench	12	11

Period by Period Scoring	1st	2nd	TOT
WSU	34	36	70
WASH	28	50	78

2021-22 PAC-12 STATISTICS

Game Records

Record	Overall	Home	Away	Neutral
ALL GAMES	8-9	4-4	4-5	0-0
CONFERENCE	8-9	4-4	4-5	0-0
NON-CONFERENCE	0-0	0-0	0-0	0-0

Score by Periods

Team	1st	2nd	OT	TOT
Washington St.	534	568	0	1102
Opponents	480	574	0	1054

Team Box Score

No.	Player				Total		3-Point		F-Throw		Rebounds											
		GP-GS	MIN	AVG	FG-FGA	FG%	3FG-3FGA	3FG%	FT-FTA	FT%	OFF	DEF	TOT	AVG	PF	DQ	A	TO	BLK	STL	PTS	AVG
12	FLOWERS, Michael	17-17	553:10	32.5	71-197	.360	49-131	.374	41-47	.872	9	41	50	2.9	24	0	55	30	0	16	232	13.6
2	ROBERTS, Tyrell	17-16	521:21	30.7	66-197	.335	38-116	.328	8-9	.889	8	41	49	2.9	31	0	41	28	0	16	178	10.5
24	WILLIAMS, Noah	16-11	429:03	26.8	46-155	.297	12-49	.245	35-50	.700	18	29	47	2.9	44	1	33	30	4	15	139	8.7
35	GUEYE, Mouhamed	17-16	430:48	25.3	63-127	.496	5-16	.313	13-28	.464	37	61	98	5.8	39	1	10	17	19	14	144	8.5
0	ABOGIDI, Efe	17-14	357:38	21.0	44-92	.478	4-21	.190	31-40	.775	45	61	106	6.2	37	1	9	20	25	17	123	7.2
21	JACKSON, Dishon	7-2	116:24	16.6	18-34	.529	0-0	.000	11-14	.786	7	19	26	3.7	18	1	2	5	9	2	47	6.7
5	BAMBA, TJ	13-7	242:01	18.6	23-66	.348	9-27	.333	17-23	.739	16	27	43	3.3	28	0	10	13	1	13	72	5.5
23	JAKIMOVSKI, Andrej	17-2	339:16	20.0	31-87	.356	22-60	.367	8-13	.615	18	52	70	4.1	29	1	7	15	4	7	92	5.4
11	RODMAN, DJ	15-0	320:04	21.3	18-48	.375	7-26	.269	13-15	.867	25	32	57	3.8	19	0	15	12	6	8	56	3.7
3	KOULIBALY, Jefferson	8-0	42:35	5.3	4-15	.267	2-6	.333	0-0	.000	1	3	4	0.5	2	0	2	5	0	2	10	1.3
22	RAPP, Ryan	5-0	23:27	4.7	0-3	.000	0-2	.000	4-4	1.000	0	5	5	1.0	1	0	1	2	0	0	4	0.8
14	DEWOLF, Matt	8-0	22:32	2.8	2-2	1.000	0-0	.000	1-5	.200	1	1	2	0.3	3	0	1	2	1	0	5	0.6
33	BURGHARDT, Will	2-0	01:43	0.9	0-0	.000	0-0	.000	0-0	.000	0	0	0	0.0	0	0	0	0	0	0	0	0.0
Team											30	29	59					16				
Total		**17**	**3400**		**386-1023**	**.377**	**148-454**	**.326**	**182-248**	**.734**	**215**	**401**	**616**	**36.2**	**275**	**5**	**186**	**195**	**69**	**110**	**1102**	**64.8**
Opponents		**17**	**3400**		**387-915**	**.423**	**101-322**	**.314**	**179-258**	**.694**	**168**	**438**	**606**	**35.6**	**272**	**5**	**202**	**247**	**55**	**90**	**1054**	**62.0**

Team Statistics

	WSU	OPP
Scoring	**1102**	**1054**
Points per game	64.8	62.0
Scoring margin	+2.8	-
Field goals-att	**386-1023**	**387-915**
Field goal pct	.377	.423
3 point fg-att	**148-454**	**101-322**
3-point FG pct	.326	.314
3-pt FG made per game	8.7	5.9
Free throws-att	**182-248**	**179-258**
Free throw pct	.734	.694
F-Throws made per game	10.7	10.5
Rebounds	**616**	**606**
Rebounds per game	36.2	35.6
Rebounding margin	+0.6	-
Assists	**186**	**202**
Assists per game	10.9	11.9
Turnovers	**195**	**247**
Turnovers per game	11.5	14.5
Turnover margin	+3.1	-
Assist/turnover ratio	1.0	0.8
Steals	**110**	**90**
Steals per game	6.5	5.3
Blocks	**69**	**55**
Blocks per game	4.1	3.2
Winning streak	**0**	**-**
Home win streak	1	-
Attendance	**28359**	**51686**
Home games-Avg/Game	8-3545	9-5743
Neutral site-Avg/Game	-	0-0

Team Results

Date	Opponent		Score	Att.
12/01/2021	at Arizona St.	W	51-29	6793
12/04/2021	Southern California	L	61-63	4069
01/06/2022	at Colorado	L	78-83	5543
01/08/2022	at Utah	W	77-61	7578
01/13/2022	Stanford	L	57-62	2612
01/15/2022	California	W	65-57	3051
01/26/2022	Utah	W	71-54	3064
01/30/2022	Colorado	W	70-43	2647
02/03/2022	at Stanford	W	66-60	2172
02/05/2022	at California	W	68-64	4361
02/10/2022	Arizona	L	60-72	5012
02/12/2022	Arizona St.	L	55-58	3394
02/14/2022	at Oregon	L	59-62	5786
02/17/2022	at UCLA	L	56-76	7916
02/20/2022	at Southern California	L	60-62	4268
02/23/2022	Washington	W	78-70	4510
02/26/2022	at Washington	L	70-78	7269

2021-22 COMBINED STATISTICS

Game Records

Record	Overall	Home	Away	Neutral
ALL GAMES	15-13	10-6	5-5	0-2
CONFERENCE	8-9	4-4	4-5	0-0
NON-CONFERENCE	7-4	6-2	1-0	0-2

Score by Periods

Team	1st	2nd	OT	TOT
Washington St.	949	1025	0	1974
Opponents	777	1008	0	1785

Team Box Score

No.	Player				Total		3-Point		F-Throw		Rebounds											
		GP-GS	MIN	AVG	FG-FGA	FG%	3FG-3FGA	3FG%	FT-FTA	FT%	OFF	DEF	TOT	AVG	PF	DQ	A	TO	BLK	STL	PTS	AVG
12	FLOWERS, Michael	28-28	892:34	31.9	122-310	.394	79-207	.382	67-77	.870	15	80	95	3.4	39	0	89	44	1	25	390	13.9
2	ROBERTS, Tyrell	27-22	765:27	28.3	98-290	.338	57-177	.322	35-37	.946	11	57	68	2.5	56	1	53	40	0	20	288	10.7
24	WILLIAMS, Noah	26-20	695:27	26.7	90-271	.332	19-77	.247	67-91	.736	30	60	90	3.5	71	1	60	50	8	29	266	10.2
35	GUEYE, Mouhamed	28-27	649:01	23.2	93-190	.489	6-22	.273	25-51	.490	57	96	153	5.5	76	2	13	32	25	25	217	7.8
0	ABOGIDI, Efe	28-22	562:18	20.1	73-141	.518	4-25	.160	54-69	.783	65	94	159	5.7	58	1	14	32	45	23	204	7.3
5	BAMBA, TJ	23-12	465:47	20.3	52-137	.380	21-62	.339	35-47	.745	29	52	81	3.5	47	1	16	27	8	21	160	7.0
23	JAKIMOVSKI, Andrej	28-2	540:10	19.3	54-132	.409	35-86	.407	19-26	.731	35	76	111	4.0	47	1	18	28	5	14	162	5.8
21	JACKSON, Dishon	16-5	253:03	15.8	30-58	.517	0-1	.000	24-38	.632	23	38	61	3.8	37	1	4	14	17	3	84	5.3
11	RODMAN, DJ	26-2	533:45	20.5	43-98	.439	19-58	.328	22-27	.815	44	56	100	3.8	43	1	26	15	7	11	127	4.9
3	KOULIBALY, Jefferson	16-0	129:12	8.1	15-42	.357	6-20	.300	6-11	.545	4	10	14	0.9	14	0	8	14	0	7	42	2.6
22	RAPP, Ryan	11-0	58:34	5.3	4-14	.286	3-12	.250	8-8	1.000	0	10	10	0.9	4	0	3	3	1	1	19	1.7
14	DEWOLF, Matt	15-0	50:54	3.4	5-6	.833	0-0	.000	5-9	.556	3	7	10	0.7	6	0	2	3	1	2	15	1.0
33	BURGHARDT, Will	5-0	03:48	0.8	0-1	.000	0-0	.000	0-0	.000	0	0	0	0.0	0	0	0	0	0	0	0	0.0
Team											43	49	92					23				
Total		**28**	**5600**		**679-1690**	**.402**	**249-747**	**.333**	**367-491**	**.747**	**359**	**685**	**1044**	**37.3**	**498**	**9**	**306**	**325**	**118**	**181**	**1974**	**70.5**
Opponents		**28**	**5600**		**630-1529**	**.412**	**179-556**	**.322**	**346-478**	**.724**	**278**	**685**	**963**	**34.4**	**493**	**11**	**305**	**404**	**87**	**138**	**1785**	**63.8**

Team Statistics

	WSU	OPP
Scoring	**1974**	**1785**
Points per game	70.5	63.8
Scoring margin	+6.8	-
Field goals-att	**679-1690**	**630-1529**
Field goal pct	.402	.412
3 point fg-att	**249-747**	**179-556**
3-point FG pct	.333	.322
3-pt FG made per game	8.9	6.4
Free throws-att	**367-491**	**346-478**
Free throw pct	.747	.724
F-Throws made per game	13.1	12.4
Rebounds	**1044**	**963**
Rebounds per game	37.3	34.4
Rebounding margin	+2.9	-
Assists	**306**	**305**
Assists per game	10.9	10.9
Turnovers	**325**	**404**
Turnovers per game	11.6	14.4
Turnover margin	+2.8	-
Assist/turnover ratio	0.9	0.8
Steals	**181**	**138**
Steals per game	6.5	4.9
Blocks	**118**	**87**
Blocks per game	4.2	3.1
Winning streak	**0**	**-**
Home win streak	1	-
Attendance	**50867**	**54413**
Home games-Avg/Game	16-3179	10-5441
Neutral site-Avg/Game	-	2-2852

Team Results

Date	Opponent		Score	Att.
11/09/2021	Alcorn	W	85-67	2572
11/12/2021	Seattle U	W	79-61	3878
11/15/2021	UC Santa Barbara	W	73-65	2928
11/18/2021	at Idaho	W	109-61	2727
11/22/2021	Winthrop	W	92-86	2370
11/27/2021	Eastern Wash.	L	71-76	2720
12/01/2021	at Arizona St.	W	51-29	6793
12/04/2021	Southern California	L	61-63	4069
12/08/2021	Weber St.	W	94-60	2900
12/11/2021	vs South Dakota St.	L	74-77	1686
12/15/2021	New Mexico St.	L	61-64	2702
12/18/2021	Northern Colo.	W	82-56	2438
12/22/2021	vs Boise St.	L	52-58	4018
01/06/2022	at Colorado	L	78-83	5543
01/08/2022	at Utah	W	77-61	7578
01/13/2022	Stanford	L	57-62	2612
01/15/2022	California	W	65-57	3051
01/26/2022	Utah	W	71-54	3064
01/30/2022	Colorado	W	70-43	2647
02/03/2022	at Stanford	W	66-60	2172
02/05/2022	at California	W	68-64	4361
02/10/2022	Arizona	L	60-72	5012
02/12/2022	Arizona St.	L	55-58	3394
02/14/2022	at Oregon	L	59-62	5786
02/17/2022	at UCLA	L	56-76	7916
02/20/2022	at Southern California	L	60-62	4268
02/23/2022	Washington	W	78-70	4510
02/26/2022	at Washington	L	70-78	7269

TV/RADIO ROSTER

#0 EFE ABOGIDI
6-10 / SO / F / DELTA STATE, NIGERIA

#2 TYRELL ROBERTS
5-11 / R-JR / G / SACRAMENTO, CA

#3 JEFFERSON KOULIBALY
6-3 / R-FR / G / LASALLE MONTREAL, QUEBEC

#4 MYLES RICE
6-2 / FR / G / COLUMBIA, S.C.

#5 TJ BAMBA
6-5 / SO / G / BRONX, NY

#11 DJ RODMAN
6-6 / JR / F / NEWPORT BEACH, CA

#12 MICHAEL FLOWERS
6-1 / 5TH / G / SOUTHFIELD, MI



#13 CARLOS ROSARIO
6-7 / SO / F / SANTO DOMINGO, DR

#14 MATT DEWOLF
6-9 / SR / F / BARRINGTON, R.I.

#21 DISHON JACKSON
6-10 / SO / C / OAKLAND, CA



#22 RYAN RAPP
6-5 / JR / G / MELBOURNE, AUSTRALIA



#23 ANDREJ JAKIMOVSKI
6-8 / SO / F / KRIVA PALANKA, N. MACEDONIA



#24 NOAH WILLIAMS
6-5 / JR / G / SEATTLE, WA

#32 TONY MILLER
6-6 / 5TH / F / WOODINVILLE, WA

#33 WILL BURGHARDT
5-11 / SR / G / LONGVIEW, WA



#35 MOUHAMED GUEYE
6-11 / FR / F / DAKAR, SENEGAL

KYLE SMITH
HEAD COACH

JIM SHAW
ASSOCIATE HEAD COACH

DERRICK PHELPS
ASSISTANT COACH



JOHN ANDRZEJEK
ASSISTANT COACH