WASHINGTON STATE BASKETBALL

SCHEDULE & RESULTS

NOVEMBER		
9	ALCORN STATE	W, 85-67
12	SEATTLE U	W, 79-61
15	UC SANTA BARBARA	W, 73-65
18	at Idaho	W, 109-61
22	WINTHROP	W, 92-86
27	EASTERN WASHINGTON	L, 71-76
DECEMBER		
1	at Arizona State *	W, 51-29
4	(20/18) USC *	L, 61-63
8	WEBER STATE	W, 94-60
11	*vs SOUTH DAKOTA STATE $*	*L, 74-77*
15	NEW MEXICO STATE	L, 61-64
18	NORTHERN COLORADO	W, 82-56
22	*vs BOISE STATE $*	*L, 52-58*
29	WASHINGTON *	Postponed
JANUARY		
6	at Colorado *	L, 78-83
8	at Utah *	W, 77-61
13	STANFORD *	L, 57-62
15	CAL *	W, 65-57
20	at Oregon *	Postponed to Feb. 14
22	at Oregon State *	Postponed
26	UTAH *	W, 71-54
30	COLORADO *	W, 70-43
FEBRUARY		
3	at Stanford *	6 PM (P12N)
5	at Cal *	1 PM (P12N)
10	ARIZONA *	6 PM (FS1)
12	ARIZONA STATE *	7 PM (ESPN 2)
14	at Oregon *	6 PM (ESPNU)
17	at UCLA *	8 PM (FS1)
20	at USC *	4:30 PM (FS1)
26	at Washington *	3 PM (P12N)
MARCH		
3	OREGON STATE *	8 PM (FS1)
5	OREGON *	1 PM (CBS)
9-12	at Pac-12 Tournament #	

* - Pac-12 Game
$ - played at the Spokane Arena
\# - played at T-Mobile Arena (Las Vegas)

All home games played at Beasley Coliseum
All times listed are Pacific time and subject to change
Rankings: AP Top-25 / Coaches Poll

GAME 20

WASHINGTON ST. (12-7, 5-3) at STANFORD (13-7, 6-4)

Thursday, Feb. 3 // 6 p.m. // Palo Alto, Calif. // Maples Pavilion
Watch // Pac-12 Network (JB Long and Eddie House)
Listen // Washington State Learfield Sports Network (Matt Chazanow & Craig Ehlo)
Live Stats // WSUCougars.com

SERIES HISTORY

vs STANFORD	
Games	145
Standing	61-84
At Pullman	38-31
At Stanford	22-47
At Neutral Site	1-6
Last Win	85-76 (3OT), 2/20/21 at Pullman
Last Home Win	85-76 (3OT), 2/20/21
Last Road Win	61-58, 1/15/11
Last Neutral Win	65-55, 12/30/70 at Portland
Last Loss	62-57, 1/13/21 at Pullman
Last Home Loss	62-57, 1/13/21
Last Road Loss	88-62, 1/11/20
Last Neutral Loss	75-60, 1/9/21 at Santa Cruz
Current Streak	L1

PREVIOUS 5 MEETINGS

Date	Location	Result	Score
1/11/20	Stanford	L	62-88
2/23/20	Pullman	L	57-75
1/9/21	Santa Cruz	L	60-75
2/20/21	Pullman	W	85-76 (3OT)
1/13/22	Pullman	L	57-62

2021-22 COMPARISON

CATEGORY		
Overall Record	13-7	12-7
Points Per Game	67.4	73.8
Opp. Points Per Game	68.4	62.3
Rebounds Per Game	37.5	38.7
Rebounding Margin	+7.6	+6.0
Field Goal Pct.	.428	.425
Opp. Field Goal Pct.	.441	.393
3-Point Pct.	.341	.336
Opp. 3-Point Pct.	.314	.306
Free Throw Pct.	.666	.746
Assists Per Game	13.0	10.8
Turnovers Per Game	15.5	12.2
Turnover Margin	-3.6	+2.3
Assist/Turnover Ratio	0.8	0.9
Blocked Shots Per Game	2.5	4.4
Steals Per Game	6.0	6.4

OPENING FIVE

> Winners of three-straight the Cougs hit the road for round two against the Bay Area schools beginning with a rematch against Stanford. The Cardinal escaped with a 5-point win at Beasley in January, the last loss for the Cougs before the current winning streak.

> Andrej Jakimovski continues his blistering play on the wing going for 29 &1 9 combined against the Mountain Schools including his first Pac-12 double-double with 14 & 10 against Colorado. He is 3rd in the Pac-12 shooing 45.0% (27-of-60) from deep.

> The Cougs defense continues to be among the elite ranking 21st in defensive rating at 92.2 per 100. WSU has allowed opponents to shoot and effective FG% of just 45.0% (18th in the country).

> WSU became the first Pac-12 team since Utah in 2014-15 to hold multiple conference opponents under 45 points in the same season (29 at ASU, 43 vs Colorado). The last time the Cougs achieved the feat was in 2005-06 when they held the Bay Area schools under 45 in the same weekend in Pullman.

> WSU's NET jumped to 37 after last week, tying for the all-time high set earlier this season in December.

PAC-12 STANDINGS

	PAC-12			OVERALL				
	W-L	PCT	GP	W-L	PCT	GP	L10	STRK
UCLA	8-1	0.889	9	16-2	0.889	18	9-1	Won 6
ARIZONA	7-1	0.875	8	17-2	0.895	19	8-2	Won 1
USC	8-3	0.727	11	18-3	0.857	21	7-3	Won 1
OREGON	6-3	0.667	9	13-7	0.650	20	8-2	Won 1
WASHINGTON	6-3	0.667	9	11-8	0.579	19	6-4	Won 2
WASHINGTON STATE	5-3	0.625	8	12-7	0.632	19	5-5	Won 3
STANFORD	6-4	0.600	10	13-7	0.650	20	7-3	Won 1
COLORADO	5-6	0.455	11	13-8	0.619	21	5-5	Lost 2
ARIZONA STATE	2-6	0.250	8	6-12	0.333	18	4-6	Lost 3
CALIFORNIA	2-9	0.182	11	9-13	0.409	22	2-8	Lost 8
OREGON STATE	1-7	0.125	8	3-15	0.167	18	2-8	Lost 5
UTAH	1-11	0.083	12	8-14	0.364	22	0-10	Lost 10

PROBABLE STARTERS

PLAYER	HT	YR	HOMETOWN	PPG	RPG	OTHER
F #0 EFE ABOGIDI	6-10	SO	Delta State, Nigeria	7.4	5.5	1.5 bpg
G #2 TYRELL ROBERTS	5-11	RJR	Sacramento, Calif.	10.9	2.3	1.8 apg
G #12 MICHAEL FLOWERS	6-1	5TH	Southfield, Mich.	12.9	3.6	3.1 apg
G #24 NOAH WILLIAMS	6-5	JR	Seattle, Wash.	11.6	3.9	2.5 apg
F #35 MOUHAMED GUEYE	6-11	FR	Dakar, Senegal	7.0	5.3	0.9 bpg
ROTATION OFF THE BENCH						
G #3 JEFFERSON KOULIBALY	6-3	RFR	LaSalle, Montreal	2.6	0.9	0.5 apg
G #5 TJ BAMBA	6-5	SO	Bronx, NY	8.3	3.7	1.1 spg
F #11 DJ RODMAN	6-6	JR	Newport Beach, Calif.	5.4	4.1	0.8 apg
F #14 MATT DEWOLF	6-9	SR	Barrington, RI	0.9	0.8	0.2 spg
C #21 DISHON JACKSON	6-10	SO	Oakland, Calif.	5.1	4.4	1.0 bpg
G #22 RYAN RAPP	6-5	JR	Melbourne, Australia	1.7	0.7	0.2 apg
F #23 ANDREJ JAKIMOVSKI	6-8	SO	Kriva Palanka, N. Macedonia	6.7	3.9	2.5 apg

QUICK **FACTS**

THE UNIVERSITY
LOCATION: Pullman, Wash.
AFFILIATION: NCAA Division I
CONFERENCE: Pac-12
ENROLLMENT: 20,286
NICKNAME: Cougars
COLORS: Crimson and Gray
PRESIDENT: Kirk H. Schulz
DIRECTOR OF ATHLETICS: Pat Chun
SWA: Anne McCoy
FACULTY ATHLETICS REPRESENTATIVE: Nancy Swanger

COUGAR MEN'S BASKETBALL INFORMATION
HEAD COACH: Kyle Smith, Third Season
ASSOCIATE HEAD COACH: Jim Shaw
ASSISTANTS: Derrick Phelps, John Andrzejek
RECRUITING COORDINATOR: Derrick Wrobel
COORD. OF OPERATIONS: Anthony Lorenzo
GRADUATE MANAGER: Steve Frankoski
HOME VENUE: Friel Court at Beasley Coliseum (11,671)

2020-21 RECORD: 14-13
PAC-12 RECORD: 7-12
PAC-12 FINISH: 10th
POSTSEASON: N/A
LETTERWINNERS RETURNING/LOST: 9/4
STARTERS RETURNING/LOST: 4/1
NEWCOMERS: 6, +1 RS

ATHLETIC COMMUNICATIONS
ASSOCIATE ATHLETIC DIRECTOR: Bill Stevens
MBB CONTACT: Ben Laskey
E-MAIL: ben.laskey@wsu.edu
PHONE: 509-335-0265 (W) | 209-608-2173 (C)
ATHLETIC WEBSITE: www.wsucougars.com

MEDIA AVAILABILITY
Player and coach media availability typically takes place after practice Monday - Wednesday afternoon Practices at this time take place either at PEB or Beasley. Please contact the Ben Laskey early in the week to confirm practice times and availability. Media requests should be made 24 hours in advance.

CREDENTIALS
Credential requests for both home and road games must be made 24 hours prior to game time by emailing Ben Laskey (ben.laskey@wsu.edu).

CREDENTIAL PICKUP
Credentials can be picked up on game day at the media entrance (Southeast Tunnel) of Beasley Coliseum.

MEDIA SEATING
Media seating is available in the upper bowl of section 14 on the south side of Beasley Coliseum

PHOTOGRAPHY AREAS
Credentialed photographers are permitted to shoot from the baseline and sidelines. No photographers are allowed in the team bench areas.

POSTGAME PROCEDURE
Head coach Kyle Smith and selected players will be available to the media in the Cougar Lounge and via zoom after a cooling-off period.

NUMERICAL **ROSTER**

No.	Name	Pos.	Ht.	Wt.	Yr.	Hometown / Previous School
0	Efe Abogidi	F	6-10	225	So.	Delta State, Nigeria / NBA Global Academy
2	Tyrell Roberts	G	5-11	175	R-Jr.	Sacramento, Calif. / UC San Diego
3	Jefferson Koulibaly	G	6-3	185	R-Fr.	Lasalle Montreal, Quebec / Lincoln Prep
4	*Myles Rice*	*G*	*6-2*	*175*	*Fr.*	*Columbia, S.C. / Sandy Creek HS*
5	TJ Bamba	G	6-5	215	So.	Bronx, NY / Abraham Lincoln HS
11	DJ Rodman	F	6-6	215	Jr.	Newport Beach, Calif. / JSerra Catholic
12	Michael Flowers (C)	G	6-1	190	5th	Southfield, Mich. / South Alabama
13	*Carlos Rosario*	*F*	*6-7*	*180*	*So.*	*Santo Domingo, Dominican Republic / Veritas Prep*
14	Matt DeWolf (C)	F	6-9	235	Sr.	Barrington, R.I. / Brown
21	Dishon Jackson	C	6-10	250	So.	Oakland, Calif. / St. Patrick-St. Vincent
22	Ryan Rapp	G	6-5	189	Jr.	Melbourne, Australia / Mazenod College
23	Andrej Jakimovski	F	6-8	215	So.	Kriva Palanka, N. Macedonia / Reale Mutua Torino
24	Noah Williams	G	6-5	195	Jr.	Seattle, Wash. / O'Dea HS
32	Tony Miller	F	6-6	215	5th	Woodinville, Wash. / Montana
33	Will Burghardt	G	5-11	185	Sr.	Longview, Wash. / Linfield University
35	Mouhamed Gueye	F	6-11	210	Fr.	Dakar, Senegal / Prolific Prep

Unofficially redshirting 2021-22

(C) - Captain

HEAD COACH: Kyle Smith (Third Year)
ASSOCIATE HEAD COACHES: Jim Shaw
ASSISTANT COACHES: Derrick Phelps, John Andrzejek
RECRUITING COORDINATOR: Derrick Wrobel
COORDINATOR OF OPERATIONS: Anthony Lorenzo
GRADUATE MANAGER: Steve Frankoski

PRONUNCIATION GUIDE

Efe Abogidi	eff-A ah-bo-GHEE-dee
TJ Bamba	bomb-buh
Mouhamed Gueye	gay
Andrej Jakimovski	on-dre yack-eh-mohv-skee
Jefferson Koulibaly	cool-eh-ball-ee
Carlos Rosario	row-sar-ee-oh
Tyrell Roberts	tie-rell

HEAD COACH **KYLE SMITH**

CAREER RECORDS
Overall: 206-158 - 13th season
At WSU (Pac-12): 42-36 – (19-27) - 3rd Season

NOTABLES:
» Won career victory #200 on Dec. 1, 2021 as the Cougs dominated Arizona State, 51-29. It was the best defensive effort for WSU in the history of Pac play dating back to 1968.
» Won his debut at WSU, 85-54, Nov. 7 against Seattle U. The win was the largest margin of victory in for a debut in modern history trailing only Jack Friel's 44-point win in 1928.
» Earned his first Pac-12 win in dramatic fashion as the Cougs defeated UCLA, 79-71, in overtime, Jan. 4, 2020.
» Picked up a signature win Jan. 16, 2020 knocking off #8 Oregon, 72-61, for the Cougs first win over a top-10 team since 2007.
» Defeated UW, 79-67, in his first Apple Cup contest, Feb. 9, 2020, the second-largest margin of victory over the Huskies in over a decade.
» Became the fourth coach at WSU to sweep UW in his first season on the Palouse.
» Defeated UW 77-62 at Seattle in 2021, the largest win on the road since 1994 to become just the second coach to start 3-0 against the Huskies.
» Led the Cougs to an opening win in the Pac-12 Tournament for the first time since 2009.
» Became the first coach to win at Matthew Knight Arena, defeating Oregon 74-71 Feb. 4, 2021.
» Led the Cougs to a 31 point win (82-51) over Cal, Feb. 18, 2021, the largest win in Pac play since 1993.
» Led the Cougs to it's first 3OT win since 1982, defeating Stanford, Feb. 20 (85-76), earning the Cougs first weekend sweep of the Bay Area schools since the 2011-12 season.
» Posted the Cougs' first winning season in 2020-21 since 2011-12.
» Architect of the Cougs' largest win in program history over Idaho defeating their Palouse rival 109-61, Nov. 18, 2021 - it was the third largest margin of victory for the Cougs in program history as well.
» Led the Cougs to their first win in Salt Lake City, 77-61 (Jan. 8, 2022) since 1946 while becoming the first Cougar coach to sweep the season series against the Utes in 2021-22.
» First coach to beat Utah and Colorado in a home weekend sweep (Jan. 2022).
» Compiled a 63-40 (.612) record at USF, notching 20 or more wins each season and two postseason tournament appearances.
» Throughout his tenure at San Francisco, Smith produced seven All-West Coast Conference selections, including two-time first team honoree Frankie Ferrari, two second team honorees and three all-freshman. Ferrari also picked up NABC District 9 All-Region Second Team honors in 2019 as his 73 3-pointers rank third in school history.
» Served as the head coach at Columbia where he put together a 101-82 overall mark including a CIT Championship his final season (2015-16).
» Prior to his appointment at Columbia in May of 2010, Smith spent 18 seasons as an assistant coach on the NCAA Division I level, including nine seasons (2001-10) at Saint Mary's College, one season at Air Force (2000-01) and eight years at the University of San Diego (1992-2000).

STATISTICAL RANKINGS

TEAM	P-12 Overall AVG.	P-12 Overall RNK	Conference AVG.	Conference RNK
Points	1402	7th	530	11th
Points per game	73.8	5th	66.3	8th
FG made per game	25.4	6th	23.6	8th
FG attempts per game	59.7	5th	58.4	6th
FG Pct	42.5	9th	40.5	10th
3PT made per game	8.8	1st	8.4	1st
3PT attempts per game	26.3	1st	25.9	1st
3PT Pct	33.6	8th	32.4	6th
FT made per game	14.2	4th	10.6	9th
FT attempt per game	19.1	5th	14.9	10th
FT Pct	74.6	2nd	71.4	6th
Off rebounds per game	12.9	1st	12.8	2nd
Def rebounds per game	25.8	7th	25.8	3rd
Total rebounds per game	38.7	3rd	38.5	3rd
Rebound margin per game	6.0	4th	5.4	3rd
Assists per game	10.8	10th	10.6	11th
Turnovers per game	12.2	6th	12.6	7th
Steals per game	6.4	7th	6.3	7th
Blocks per game	4.4	4th	4.4	3rd
Personal fouls per game	18.7	11th	16.6	7th
Points per game allowed	62.3	1st	56.5	1st
Opponents' Field goal percentage	39.3	3rd	38.9	2nd
Opponents' 3PT percentage	30.6	3rd	26.3	1st

Statistic	Player	National Rank	Conference Rank	Value
3-pt Field Goal Attempts (345 ranked)	Michael Flowers	93	2	132
	Tyrell Roberts	247	6	111
Assist Turnover Ratio (350 ranked)	Michael Flowers	62	6	2.19
Assists Per Game (334 ranked)	Michael Flowers	303	10	3.1
Blocked Shots Per Game (348 ranked)	Efe Abogidi	81	4	1.53
	Mouhamed Gueye	290	13	0.89
Defensive Rebounds per Game (350 ranked)				
Double Doubles (258 ranked)	Mouhamed Gueye	258	10	2
	Andrej Jakimovski	258	10	2
Field-Goal Percentage (314 ranked)				
Free Throw Attempts (347 ranked)	Noah Williams	268	7	75
Free Throws Made (343 ranked)	Noah Williams	270	8	56
Free-Throw Percentage (350 ranked)	Noah Williams	276	9	74.7
Minutes Per Game (350 ranked)	Michael Flowers	313	5	31:50
Offensive Rebounds Per Game (349 ranked)	Efe Abogidi	219	8	2.21
	DJ Rodman	251	10	2.12
	Mouhamed Gueye	317	13	1.95
Points Per Game (350 ranked)				
Rebounds Per Game (350 ranked)				
Steals Per Game (345 ranked)				
Three-Point Field Goals Per Game (350 ranked)	Michael Flowers	84	2	2.58
	Tyrell Roberts	278	7	2.00
Three-Point Field-Goal Percentage (101 ranked)	Michael Flowers	79	2	37.1
Total 3-point FGM (349 ranked)	Michael Flowers	102	2	49
	Tyrell Roberts	349	8	36
Total Assists (336 ranked)	Michael Flowers	324	13	59
Total Blocks (320 ranked)	Efe Abogidi	85	3	29
	Mouhamed Gueye	261	11	17

PAC-12 PLAYER OF THE WEEK

Week	Player
11/15	Johnny Juzang, UCLA
11/22	Christian Koloko, ARIZONA
11/29	Terrell Brown Jr., WASHINGTON
12/6	Bennedict Mathurin, ARIZONA
12/13	Bennedict Mathurin, ARIZONA
12/20	Chevez Goodwin, USC
12/27	Grant Anticevich, CALIFORNIA
1/3	Will Richardson, OREGON
1/10	Tyger Campbell, UCLA
1/17	Will Richardson, OREGON
1/24	Johnny Juzang, UCLA
1/31	Terrell Brown Jr., WASHINGTON
2/7	
2/14	
2/21	
2/28	
3/7	

PAC-12 FRESHMAN OF THE WEEK

Week	Player
11/15	Harrison Ingram, STANFORD
11/22	***Mouhamed Gueye, WASHINGTON STATE***
11/29	K.J. Simpson, COLORADO
12/6	Lazar Stefanovic, UTAH
12/13	Harrison Ingram, STANFORD
12/20	Harrison Ingram, STANFORD
12/27	Harrison Ingram, STANFORD
1/3	Glenn Taylor Jr., OREGON STATE
1/10	Julian Hammond III, COLORADO
1/17	***Mouhamed Gueye, WASHINGTON STATE***
1/24	Lazar Stefanovic, UTAH
1/31	Harrison Ingram, STANFORD
2/7	
2/14	
2/21	
2/28	
3/7	

COUGAR NOTES

GAME INFORMATION - VS STANFORD

The Cougs hit the road for the first time in a month as the team heads to the Bay Area for part two of their season series with Stanford and Cal. First up the Cougs look for revenge against the Cardinal after dropping a tough one at home to Stanford Jan. 13, 62-57. Playing shorthanded the Cougs built a double-digit lead only to let it slip away before a furious late rally fell just short in the end. In the loss freshman Mouhamed Gueye was at his best pulling down his first career Pac-12 double-double with 16 points and 11 rebounds. Stanford recently defeated USC for the second time on the year before getting blasted by UCLA to finish the weekend. The Cardinal take on the Bears Tuesday night.

LAST TIME OUT - VS COLORADO

WSU 70 - COLO 43 | JAN. 30, 2022 | PULLMAN, WASH.

GAME LEADERS	WSU	COLO
Points	Flowers (16)	Walker (11)
Rebounds	Abogidi (11)	Walker (8)
Assists	Flowers (5)	Simpson (5)

Period by Period Scoring	1st	2nd	TOT
COLO	18	25	43
WSU	39	31	70

A 22-3 run to start the second half turned the game from a close one into a runaway win for the Cougs as WSU swept the season series with the Utes for the first time in program history. Early on it was Andrej Jakimovski doing the heavy lifting to build the early lead while in the second half it was all Tyrell Roberts as the junior scored 11 of his 15 second half points in the first seven minutes of the second half as the lead swelled to 20. The 17-point win marked the largest margin of victory for the Cougs all-time against Utah.

NEXT UP

The Cougs look for their second-straight season sweep of Cal Saturday in Berkeley after defeating the Bears three weeks ago, 65-57, in Pullman. The game was a close, gritty win over the Cougs despite playing shorthanded. Trailing at the break for just the second time on the year, the Cougs came back to defeat Cal, holding off a late charge and hitting their free throws to take the win. Andrej Jakimovski led the way with a season-high 16 points hitting 4-of-7 from deep while Michael Flowers went 8-for-9 from the line and hit the dagger three to put the game away late for WSU.

BENNETT BALL BACK ON THE PALOUSE

Harkening back to the era of the Bennetts the Cougs have put their stock on their defense. In total, the Cougs have allowed just 62.3 points per game and are 22nd in the country in defensive rating at 92.2 per 100 possessions. (DI average of 102.5) WSU enters the week ranked 23rd in the country in defensive FG% allowing teams to shoot just 39.3% with an effective FG% of just 45.0% (19th in the DI).
The Cougs rank 14th in 2-ptFG% allowing teams to shoot just 44.5%.
WSU became the first Pac-12 team since Utah in 2014-15 to hold multiple conference opponents under 45 points in the same season (29 at ASU, 43 vs Colorado). The last time the Cougs achieved the feat was in 2005-06 when they held the Bay Area schools under 45 in the same weekend in Pullman.

ALL OR NOTHING

In an up and down season for the Cougs it has been all or nothing as WSU has won its 12 contests by a total of 248 points (+20.7) while in 7 losses the Cougs have fallen by 29 points (-4.1 overall and -9.0 in the second half).
In wins WSU is shooting 46.0% from the field including 36.4% from deep while holding opponents to 35.1% from the field and 28.6% from deep.
In losses WSU is shooting 36.6% from the field including 29.2% from deep while opponents shot 47.0% from the field and 35.0% from deep.
The biggest difference for the Cougs comes from the young duo of Efe Abogidi and Mouhamed Gueye as the two combined for 16.2 ppg and 11.8 rpg in wins while dropping to 11.2 ppg and 9.1 rpg in losses. In addtion, the Cougs star wing, Noah Williams has seen his production dip in losses dropping from a team-best 12.4 ppg in wins to 9.6 ppg in losses while going from 41.0% shooting to 25.8% shooting.

JAKIMOVSKI THE MACEDONIAN SNIPER

Finding his groove after off season surgery, sophomore Andrej Jakimovski has proven to be one of the Cougs' top snipers as the second-year forward is 27-of-60 (45.0% - 3rd in the Pac-12). Over 60% of his shots have come from behind the arc.
The sophomore has came up with double-digit scoring in six of the last eight games (including three-straight) while his all-around game has picked up after posting his first career double-double against Boise State (11p/12r). He scored a season-high 16 in the win over Cal while going for a double-double, 14&10, against Colorado.
For his career, Jakimovski is 60-of-163 (36.8%) from deep.

ROBERTS AN IMPACT PLAYER

After transferring to WSU from DII UC San Diego (and after sitting out the 2020-21 season), Tyrell Roberts has showed off the skills that made him a DII All-American early in his Coug career.
Roberts has scored in double-digits in 11 games, leading the team in scoring seven times. He recorded his first 20+ point game against EWU scoring 23 points to lead the Cougs including hitting 8-of-8 from the line. He added a career high and team season high 25 points at Colorado to begin 2022.
His 10.9 ppg is third on the team.
Roberts is 4th in the country having gone 33-for-35 (94.3%) from the line to start his career, setting the record for consecutive FT to start a career with 25 makes.
Roberts has been stellar on both ends posting a +/- of 9.7 per game.

THE SWISS ARMY KNIFE - FLOWERS IN COMPLETE CONTROL

Known for his scoring after posting 21.0 ppg at South Alabama last season, senior transfer Michael Flowers has proven early he is much more than a hired gun for the Cougs as the fifth-year guard has done a little bit of everything for the Cougs Flowers opened his WSU career by posting 9 points, 11 rebounds, and 6 assists in the season opener. The 11 rebounds were the most for a Coug in an opener since Robert Franks nabbed 11 in the 2018-19 tip-off game while it was also the most rebounds for a Coug guard since Isaac Bonton posted 12 against Incarnate Word Dec. 21, 2019.
Impressively Flowers has averaged a team-best 12.7 points to go with 3.6 rebounds and 3.0 assists per game.
He has scored in double-figures in a team-best 13 games.
He is 2nd in the Pac in 3pt shooting at 2.6 per game on 37.1% shooting. He has a True Shooting% of 57.6%.
He has posted an offensive rating of 122.8 (92nd among all players)
Flowers has hit at least one three-pointer in 25 straight games dating back to his time at South Alabama.

FREE THROW EXCELLENCE

Known for his ability to hit shots, junior Tyrell Roberts saw his historic free throw streak come to an end in the final non-con game of the year after hitting a program record 25-consecutive FTs to begin his WSU career. His 25 straight ranks as the third longest streak in program history short only of the record 31 done twice, last by Josh Hawkinson in 2015.
On the year Roberts is 4tg in the country having hit 33 of 35 from the line (94.3%).
In addition to Roberts, the Cougs have shot 74.6% from the line as a team (860th in the nation). WSU's all-time record is 76.9% set in 2008-09.
Noah Williams leads the way at 56-for-75 (74.7%) - 8th in the Pac-12 in makes.
Michael Flowers has been excellent going 42-for-48 (87.5% - leading the Pac-12 in players who have take 2FT per game).

COUGAR **NOTES** CONTINUED

BLOCK PARTY
Using their size and length to disrupt shots, the Cougs have hosted a block party in Beasley hosted by sophomores Efe Abogidi and Dishon Jackson as well as freshman Mouhamed Gueye. As a team the Cougs rank 64th in the country, 4th in the Pac-12, with 4.4 blocks per game. That team mark is bolstered by Abogidi who ranks 81st individually at 1.53 blocks per game and Gueye at 0.89 followed closely by Jackson at 0.92 bpg.
More impressively, Abogidi has come up with a block rate of 9.2% when on the floor (43rd best in the country) while Jackson rates at 6.8%.
Abogidi posted a career-best 6 blocks against UCSB - the first Coug since Valentine Izundu's 6 vs Idaho State (11/20/15). Last season, Abogidi blocked 36 shots the second best for a Coug freshman. Jackson joined Abogidi in the club with a career best 5 blocks against EWU Nov. 27.

BLOCK PARTY - PART 2 ABOGIDI CLIMBING THE RECORD BOOKS
In just his second year at WSU, sophomore Efe Abogidi is has begun his ascent up the all-time list for blocked shots (which started being tracked in 1976).
Career blocks - 65, 18th overall - Next up 17th, Robert Franks (2015-19), 70
Sophomore season blocks - 29 - 6th overall - Next up 5th, Carlos Daniel, 32 | 4th, Robbie Cowgill, 33

ABOGIDI RISING
Forced to adjust to a knee injury suffered over the summer while training with Team Nigeria, sophomore Efe Abogidi has begun to find his rhythm on the floor, looking like the explosive problem on both ends of the floor Coug fans grew to love last season.
Abogidi has scored in double-figures five times on the year. More recently, Abogidi recorded his first double-double of the year to start 2022 going for 16 points and 10 rebounds at Colorado. The 16 points were a high in Pac-12 play for the young forward while the double-double was his 6th career double-double. Offensively, he has a True Shooting% of 66.4, a team best while defensively Abogidi leads the way with a defensive rating of 87.8.

GUEYE MAKING A NAME
In a season in which he should be a senior in high school, freshman Mouhamed Gueye has made a name for himself in the Pac-12 as a two-time conference Freshman of the Week.
The young forward has posted a pair of double-doubles on the year including his first Pac-12 double-double with 16 points and 11 rebounds against Stanford Jan. 13.
Overall, Gueye is averaging 5.3 rebounds per game and has been stellar on both ends nabbing 18.1% of defensive chances while grabbing 10.3% on the offensive end. Eight times on the year Gueye has led the Cougs in rebounding.
Last time out against the Bay Area schools Gueye finished the weekend 25 points, 19 rebounds, and 4 blocks while shooting 11-fo-20 from the floor.

BAMBA MAKING THE LEAP
The sophomore leap has the Cougs looking ready to break out. In the last two seasons the Cougs have seen stars CJ Elleby and Noah Williams take giant leaps in their second year on the Palouse and now look for their sophomore to do the same.
Off and running in the second year of action, TJ Bamba has begun to take the leap as the second-year wing has broken out scoring double-digits seven times on the year including twice in Pac-12 play.
Bamba is averaging 8.3 points (shooting 37.0% from deep) and 3.7 rebounds (doubling his production from last season). Defensively he sits second on the team with 1.1 steals per game and has recorded 7 total blocks.
Bamba missed the Cougs' game against Colorado as he deals with a sore knee.

RODMAN COMING INTO HIS OWN
Always efficient and one of the Cougs' best +/- players in his first two years, junior DJ Rodman has taken the next step forward coming off the bench for WSU as a super sub. Rodman leads the team in offensive rating at 131.1 (23rd best in DI for all usage players).
Rodman put up a career outing against Northern Colorado in which he posted 21 points and 10 rebounds for his first double-double. He is shooting 46.3% from the field while hitting 34.1% from deep (14-of-41).
Averaging 4.1 rebounds, Rodman on the offensive end has grabbed 36 o-rebs grabbing 12.1% of the chances (94th in the country).
He has been the Cougs' best +/- per 40 with a 15.8 average.

WILLIAMS MAKING HIS MARK DEFENSIVELY
In his third season on the Palouse junior Noah WIlliams has made his mark at WSU through his defense as star wing enters the week just outside the top-20 in career steals with 93. He is 17th all-time at WSU, moving ahead of Craig Ehlo and Terrence Lewis last time out.
Last season Williams led the Pac-12 in steals with 42, 7th most in a season for a Coug sophomore.
He is currently 11th in the Pac-12 at 1.2 per game with 20 total steals.
In addition to his defense, Williams continues to be one of the Cougs best offensive weapons as he is averaging 11.6 points to go along with a career best 3.9 rebounds per game.

A DEFENSIVE NIGHT FOR THE BOOKS
Opening Pac-12 play against ASU the Cougs put together arguably the greatest defensive performance in the history of the program holding the Sun Devils to just 29 points on 21.1% shooting in Tempe. In the game WSU allowed the fewest points in a conference game in program history (59-37 win at Cal, 1/14/88). It was the fewest points since holding Mississippi Valley State to 25 points in a 76-25 season-opening win (11/15/08) and just eighth time since 1940 the Cougs have held a team under 30. While it was the first time WSU held an opponent under 40 points since holding Idaho State to 39 (12/29/12). It was the ASU's lowest point total since 1946. The 21.1 field goal pct. was the lowest FG pct. allowed since holding Oregon to 20.8 (2/12/08).

AN OFFENSIVE NIGHT TO REMEMBER
Taking on Idaho in the 277th edition of the Battle of the Palouse, the Cougs put on an offensive clinic in the new ICCU Arena dropping 109 points on the Vandals in the most lopsided victory in the 125-year rivalry. WSU shot 60.6% a season-high and the best performance since shooting 60.8% (18-30) vs. UTSA at Pullman, Dec. 6, 2014. In doing so the Cougs hit 40 field goals, the most since going 40-63 vs. UCLA at Pullman, Jan. 4, 2003. In the game the Cougs saw six players hit double-figures for the first time since at Colorado March 7, 2015.
The 109 points was the first 100+ point performance for the Cougs since 2018 and the most points scored since dropping 114 vs Grambling State on 12/29/98. It was the third 100+ point performance all-time against the Vandals and first since 1966.

WILLIAMS, ABOGIDI EARN PRESEASON ALL-PAC-12 RECOGNITION
Junior Noah Williams was named to Preseason All-Pac-12 First Team honors. Williams was the first Coug to be named to the preseason first team since CJ Elleby earned the award during its inaugural season in 2019. Williams finished the regular season leading the team in total points with 381 while scoring 14.1 points per game, 14th in the conference and an eight-point jump from his freshman season. He showed off his elite scoring in the most epic weekend of action against Cal and Stanford as the then second-year guard scored a program record 72 points over the weekend and earned both Pac-12 and National Player of the Week honors, just the third in program history.
Sophomore Efe Abogidi was named a Preseason All-Pac-12 Honorable Mention following his stellar freshman campaign in 2020-21. The high-flying forward capped off his first chapter at WSU with a selection to the Pac-12 All-Freshman team and was one of two Cougars to play in and start all 27 games while averaging 8.9 ppg, 7.2 rpg and 1.3 bpg. He finished the year fourth in the Pac-12 in rebounding (7.3 pg) and fifth in defensive rebounding (4.9pg) while his 1.3 bpg ranked sixth in the conference and tied for the best mark for a Coug freshman in program history.

PRESEASON POLL
The Cougars were picked to finish 8th in the preseason media poll in a vote by 34 media members who cover the league. UCLA was nearly-unanimously selected as the preseason conference favorite and the Oregon was a distant second. The selection was the Cougs' highest in the Pac-12 era and highest since the Cougs were selected fifth in the 2010-11 Pac-10 poll.

0

EFE**ABOGIDI**

6-10 | SOPHOMORE | FORWARD | DELTA STATE, NIGERIA

2021-22 GAME-BY-GAME STATISTICS

DATE	OPPONENT	GS	MIN	FGM/A	%	3FG/A	%	FTM/A	%	OFF	DEF	TOT	AVG	PF	AST	T/O	BLK	STL	PTS	PPG
11/09/21	ALCORN		23	3-5	.600	0-2	.000	3-3	1.000	3	4	7	7.0	2	0	1	2	1	9	9.0
11/12/21	SEATTLE U	*	15	0-3	.000	0-1	.000	2-4	.500	1	1	2	4.5	1	0	2	4	0	2	5.5
1/15/21	UCSB	*	29	6-7	.857	0-0	.000	6-7	.857	2	6	8	5.7	2	2	0	6	2	18	9.7
11/18/21	AT IDAHO	*	17	5-6	.833	0-0	.000	2-2	1.000	1	4	5	5.5	2	1	1	1	0	12	10.3
11/22/21	WINTHROP	*	12	2-4	.500	0-0	.000	0-0	.000	3	1	4	5.2	4	0	0	0	0	4	9.0
11/27/21	EASTERN WASH.	*	13	1-6	.167	0-0	.000	1-2	.500	3	1	4	5.0	2	0	0	0	0	3	8.0
12/01/21	AT ARIZONA ST.		16	2-3	.667	0-1	.000	0-0	.000	2	4	6	5.1	2	1	2	0	0	4	7.4
12/04/21	USC	*	23	3-4	.750	1-1	1.000	0-0	.000	3	2	5	5.1	2	1	1	3	0	7	7.4
12/08/21	WEBER ST.	*	20	3-5	.600	0-0	.000	0-0	.000	1	4	5	5.1	1	1	2	1	0	6	7.2
12/11/21	VS SOUTH DAKOTA ST.	*	19	1-2	.500	0-0	.000	2-2	1.000	0	5	5	5.1	1	0	2	2	0	4	6.9
12/15/21	NEW MEXICO ST.	*	28	4-6	.667	0-1	.000	3-5	.600	3	4	7	5.3	3	0	3	1	1	11	7.3
12/18/21	NORTHERN COLO.		22	4-5	.800	0-0	.000	4-4	1.000	3	1	4	5.2	3	1	1	2	1	12	7.7
12/22/21	VS BOISE ST.		11	0-0	.000	0-0	.000	0-0	.000	0	2	2	4.9	0	0	0	1	1	0	7.1
01/06/22	AT COLORADO		24	6-6	1.000	0-0	.000	4-6	.667	4	6	10	5.3	5	1	0	0	1	16	7.7
01/08/22	AT UTAH	*	19	1-2	.500	0-0	.000	4-4	1.000	0	5	5	5.3	3	2	0	0	2	6	7.6
01/13/22	STANFORD	*	12	1-2	.500	0-1	.000	0-0	.000	1	1	2	5.1	1	1	2	0	0	2	7.3
01/15/22	CALIFORNIA	*	24	4-8	.500	0-1	.000	1-2	.500	2	3	5	5.1	4	1	1	2	1	9	7.4
01/26/22	UTAH		19	2-3	.667	0-0	.000	2-2	1.000	3	5	8	5.2	4	0	2	2	0	6	7.3
01/30/22	COLORADO	*	25	4-8	.500	1-3	.333	0-0	.000	7	4	11	5.5	1	0	0	2	1	9	7.4
TOTAL			**371**	**52-85**	**.612**	**2-11**	**.182**	**34-43**	**.791**	**42**	**63**	**105**	**5.5**	**43**	**12**	**20**	**29**	**11**	**140**	**7.4**

CAREER/SEASON HIGHS

Minutes	
Career	48 vs Stanford, 2/20/21
Season	29 vs UCSB, 11/15/21
Pac-12	48 vs Stanford, 2/20/21
Points	
Career	19 vs Montana St., 12/18/20
Season	18 vs UCSB, 11/15/21
Pac-12	16 at Colorado, 1/6/22
Field Goals Made	
Career	6 (twice) at Colorado, 1/6/22
Season	6 (twice) at Colorado, 1/6/22
Pac-12	6 at Colorado, 1/6/22
Field Goal Attempts	
Career	10 (three times) vs Cal, 2/18/21
Season	8 (twice) vs Colorado, 1/30/22
Pac-12	10 (twice) vs Cal, 2/18/21
3-Pt Field Goals Made	
Career	3 (twice) at Stanford, 1/9/21
Season	1 (twice) vs Colorado, 1/30/22
Pac-12	3 (twice) at Stanford, 1/9/21
3-Pt Field Goal Attempts	
Career	6 at Stanford, 1/9/21
Season	3 vs Colorado, 1/30/22
Pac-12	6 at Stanford, 1/9/21
Free Throws Made	
Career	8 vs Arizona, 1/2/21
Season	6 vs UCSB, 11/15/21
Pac-12	8 vs Arizona, 1/2/21
Free Throws Attempted	
Career	9 vs Arizona, 1/2/21
Season	7 vs UCSB, 11/15/21
Pac-12	9 vs Arizona, 1/2/21
Rebounds	
Career	15 vs Montana St., 12/18/20
Season	11 vs Colorado, 1/30/22
Pac-12	13 at Washington, 1/31/21
Assists	
Career	2 (twice) at Utah, 1/8/22
Season	2 (twice) at Utah, 1/8/22
Pac-12	2 at Utah, 1/8/22
Blocks	
Career	6 vs UCSB, 11/15/21
Season	6 vs UCSB, 11/15/21
Pac-12	3 (three times) vs USC, 12/4/21
Steals	
Career	3 vs UCLA, 2/11/21
Season	2 (twice) at Utah, 1/8/22
Pac-12	3 vs UCLA, 2/11/21

Most Recent Occurrences Noted

MISC. STATS

Category	Season	Career
Double-Figure Scoring	5	17
Double-Figure Rebounding	2	7
Double-Doubles	1	6
Triple-Doubles	0	0
Led WSU in Scoring	1	3
Led WSU in Rebounding	4	17
20+ Point Games	0	0
30+ Point Games	0	0

CAREER STATS

YEAR	GP	GS	MIN	AVG	FG	FGA	PCT	3FG	3FGA	3PCT	FT	FTA	PCT	OFF	DEF	TOT	AVG	PF	FO	AST	A/G	TO	BLK	STL	PTS	AVG
2020-21	27	27	658	24.4	83	169	.491	15	55	.273	60	74	.811	62	133	195	7.2	75	3	10	0.4	46	36	20	241	8.9
2021-22	19	13	368	19.4	52	85	.612	2	11	.182	34	43	.791	42	63	105	5.5	43	1	12	0.6	20	29	11	140	7.4
TOTAL	46	40	1026	22.3	135	254	.531	17	66	.258	94	117	.803	104	196	300	6.5	118	4	22	0.5	66	65	31	381	8.3

2

TYRELL**ROBERTS**

5-11 | R-JUNIOR | GUARD | SACRAMENTO, CALIF.

2021-22 GAME-BY-GAME STATISTICS

DATE	OPPONENT	GS	MIN	FGM/A	%	3FG/A	%	FTM/A	%	OFF	DEF	TOT	AVG	PF	AST	T/O	BLK	STL	PTS	PPG
11/09/21	ALCORN	*	31	6-12	.500	4-9	.444	0-0	.000	0	0	0	0.0	1	2	2	0	0	16	16.0
11/12/21	SEATTLE U	*	20	4-9	.444	4-8	.500	5-5	1.000	0	1	1	0.5	3	1	0	0	0	17	16.5
11/15/21	UCSB	*	31	4-13	.308	1-5	.200	2-2	1.000	0	3	3	1.3	3	1	3	0	0	11	14.7
11/18/21	AT IDAHO	*	21	0-5	.000	0-4	.000	4-4	1.000	2	1	3	1.8	3	0	0	0	1	4	12.0
11/22/21	WINTHROP	*	30	3-5	.600	3-5	.600	4-4	1.000	0	2	2	1.8	2	1	1	0	0	13	12.2
11/27/21	EASTERN WASH.	*	29	6-13	.462	3-8	.375	8-8	1.000	0	1	1	1.7	5	1	2	0	2	23	14.0
12/01/21	AT ARIZONA ST.	*	30	2-11	.182	2-6	.333	0-0	.000	1	3	4	2.0	1	2	1	0	1	6	12.9
12/04/21	USC	*	17	0-7	.000	0-3	.000	0-0	.000	0	0	0	1.8	2	1	1	0	0	0	11.3
12/08/21	WEBER ST.		21	3-8	.375	1-3	.333	1-1	1.000	0	4	4	2.0	2	5	0	0	0	8	10.9
12/11/21	VS SOUTH DAKOTA ST.		7	0-5	.000	0-4	.000	0-0	.000	1	0	1	1.9	1	0	0	0	0	0	9.8
12/15/21	NEW MEXICO ST.								DNP											
12/18/21	NORTHERN COLO.		26	1-7	.143	0-5	.000	0-0	.000	0	1	1	1.8	3	1	1	0	1	2	9.1
12/22/21	VS BOISE ST.		26	5-16	.313	3-10	.300	3-4	.750	0	3	3	1.9	2	0	3	0	0	16	9.7
01/06/22	AT COLORADO	*	35	9-20	.450	3-10	.300	4-4	1.000	0	3	3	2.0	2	2	2	0	1	25	10.8
01/08/22	AT UTAH	*	30	6-13	.462	5-9	.556	0-1	.000	0	6	6	2.3	2	1	1	0	0	17	11.3
01/13/22	STANFORD		33	4-10	.400	2-6	.333	0-0	.000	0	2	2	2.3	4	4	3	0	2	10	11.2
01/15/22	CALIFORNIA	*	36	2-10	.200	0-4	.000	0-0	.000	0	4	4	2.4	1	5	0	0	0	4	10.8
01/26/22	UTAH	*	30	5-15	.333	3-8	.375	2-2	1.000	0	2	2	2.4	1	2	1	0	1	15	11.0
01/30/22	COLORADO	*	29	4-7	.571	2-4	.500	0-0	.000	0	1	1	2.3	1	4	3	0	2	10	10.9
TOTAL			**482**	**64-186**	**.344**	**36-111**	**.324**	**33-35**	**.943**	**4**	**37**	**41**	**2.3**	**39**	**33**	**24**	**0**	**11**	**197**	**10.9**

CAREER/SEASON HIGHS

Minutes	
Career	35 at Colorado, 1/6/22
Season	35 at Colorado, 1/6/22
Pac-12	35 at Colorado, 1/6/22
Points	
Career	25 at Colorado, 1/6/22
Season	25 at Colorado, 1/6/22
Pac-12	25 at Colorado, 1/6/22
Field Goals Made	
Career	9 at Colorado, 1/6/22
Season	9 at Colorado, 1/6/22
Pac-12	9 at Colorado, 1/6/22
Field Goal Attempts	
Career	20 at Colorado, 1/6/22
Season	20 at Colorado, 1/6/22
Pac-12	20 at Colorado, 1/6/22
3-Pt Field Goals Made	
Career	5 at Utah, 1/8/22
Season	5 at Utah, 1/8/22
Pac-12	5 at Utah, 1/8/22
3-Pt Field Goal Attempts	
Career	10 (twice) at Colorado, 1/6/22
Season	10 (twice) at Colorado, 1/6/22
Pac-12	10 at Colorado, 1/6/22
Free Throws Made	
Career	8 vs EWU, 11/27/21
Season	8 vs EWU, 11/27/21
Pac-12	4 at Colorado, 1/6/22
Free Throws Attempted	
Career	8 vs EWU, 11/27/21
Season	8 vs EWU, 11/27/21
Pac-12	4 at Colorado, 1/6/22
Rebounds	
Career	6 at Utah, 1/8/22
Season	6 at Utah, 1/8/22
Pac-12	6 at Utah, 1/8/22
Assists	
Career	5 (twice) vs Cal, 1/15/22
Season	5 (twice) vs Cal, 1/15/22
Pac-12	5 vs Cal, 1/15/22
Blocks	
Career	-
Season	-
Pac-12	-
Steals	
Career	2 (twice) vs Colorado, 1/30/22
Season	2 (twice) vs Colorado, 1/30/22
Pac-12	2 vs Colorado, 1/30/22

Most Recent Occurrences Noted

MISC. STATS

Category	Season	Career
Double-Figure Scoring	11	11
Double-Figure Rebounding	0	0
Double-Doubles	0	0
Triple-Doubles	0	0
Led WSU in Scoring	7	7
Led WSU in Rebounding	0	0
20+ Point Games	2	2
30+ Point Games	0	0

CAREER STATS

YEAR	GP	GS	MIN	AVG	FG	FGA	PCT	3FG	3FGA	3PCT	FT	FTA	PCT	OFF	DEF	TOT	AVG	PF	FO	AST	A/G	TO	BLK	STL	PTS	AVG
2021-22	18	13	483	26.8	64	186	.344	36	111	.324	33	35	.943	4	37	41	2.3	39	1	33	1.8	24	0	11	197	10.9
TOTAL	18	13	483	26.8	64	186	.344	36	111	.324	33	35	.943	4	37	41	2.3	39	1	33	1.8	24	0	11	197	10.9

3

JEFFERSON**KOULIBALY**

6-3 | R-FRESHMAN | GUARD | LASALLE, MONTREAL, QUEBEC

2021-22 GAME-BY-GAME STATISTICS

DATE	OPPONENT	GS	MIN	FGM/A	%	3FG/A	%	FTM/A	%	OFF	DEF	TOT	AVG	PF	AST	T/O	BLK	STL	PTS	PPG
11/09/21	ALCORN		18	4-8	.500	2-5	.400	3-7	.429	2	1	3	3.0	1	3	1	0	0	13	13.0
11/12/21	SEATTLE U		18	2-2	1.000	1-1	1.000	1-2	.500	1	0	1	2.0	3	0	2	0	0	6	9.5
11/15/21	UCSB		5	0-0	.000	0-0	.000	0-0	.000	0	0	0	1.3	1	0	1	0	0	0	6.3
11/18/21	AT IDAHO		21	4-8	.500	1-3	.333	0-0	.000	0	5	5	2.3	3	3	1	0	3	9	7.0
11/22/21	WINTHROP		6	0-2	.000	0-0	.000	0-0	.000	0	0	0	1.8	1	0	1	0	0	0	5.6
11/27/21	EASTERN WASH.		17	1-6	.167	0-4	.000	2-2	1.000	0	1	1	1.7	3	0	3	0	2	4	5.3
12/01/21	AT ARIZONA ST.		4	0-0	.000	0-0	.000	0-0	.000	0	1	1	1.6	0	1	2	0	1	0	4.6
12/04/21	USC		6	1-1	1.000	1-1	1.000	0-0	.000	0	0	0	1.4	0	1	1	0	0	3	4.4
12/08/21	WEBER ST.								DNP											
12/11/21	VS SOUTH DAKOTA ST.								DNP											
12/15/21	NEW MEXICO ST.								DNP											
12/18/21	NORTHERN COLO.		2	0-1	.000	0-1	.000	0-0	.000	0	0	0	1.2	0	0	0	0	0	0	3.9
12/22/21	VS BOISE ST.		2	0-0	.000	0-0	.000	0-0	.000	0	0	0	1.1	0	0	0	0	0	0	3.5
01/06/22	AT COLORADO		8	0-2	.000	0-0	.000	0-0	.000	0	0	0	1.0	0	0	0	0	1	0	3.2
01/08/22	AT UTAH		2	0-0	.000	0-0	.000	0-0	.000	0	0	0	0.9	2	0	0	0	0	0	2.9
01/13/22	STANFORD		8	1-4	.250	1-2	.500	0-0	.000	0	1	1	0.9	0	0	1	0	0	3	2.9
01/15/22	CALIFORNIA		4	0-0	.000	0-0	.000	0-0	.000	0	0	0	0.9	0	0	0	0	0	0	2.7
01/26/22	UTAH		6	1-5	.200	0-2	.000	0-0	.000	1	0	1	0.9	0	0	0	0	0	2	2.7
01/30/22	COLORADO		5	1-3	.333	0-1	.000	0-0	.000	0	1	1	0.9	0	0	1	0	0	2	2.6
TOTAL			**132**	**15-42**	**.357**	**6-20**	**.300**	**6-11**	**.545**	**4**	**10**	**14**	**0.9**	**14**	**8**	**14**	**0**	**7**	**42**	**2.6**

CAREER/SEASON HIGHS

Minutes
Career — 21 at Idaho, 11/18/21
Season — 21 at Idaho, 11/18/21
Pac-12 — 8 (twice) vs Stanford, 1/13/22

Points
Career — 13 vs Alcorn State, 11/9/21
Season — 13 vs Alcorn State, 11/9/21
Pac-12 — 3 (twice) vs Stanford, 1/13/22

Field Goals Made
Career — 4 (twice) at Idaho, 11/18/21
Season — 4 (twice) at Idaho, 11/18/21
Pac-12 — 1 (four times) vs Colorado, 1/30/22

Field Goal Attempts
Career — 8 (twice) at Idaho, 11/18/21
Season — 8 (twice) at Idaho, 11/18/21
Pac-12 — 5 vs Utah, 1/26/22

3-Pt Field Goals Made
Career — 2 vs Alcorn State, 11/9/21
Season — 2 vs Alcorn State, 11/9/21
Pac-12 — 1 (twice) vs Stanford, 1/13/22

3-Pt Field Goal Attempts
Career — 5 vs Alcorn State, 11/9/21
Season — 5 vs Alcorn State, 11/9/21
Pac-12 — 2 (twice) vs Utah, 1/26/22

Free Throws Made
Career — 3 vs Alcorn State, 11/9/21
Season — 3 vs Alcorn State, 11/9/21
Pac-12 — -

Free Throws Attempted
Career — 7 vs Alcorn State, 11/9/21
Season — 7 vs Alcorn State, 11/9/21
Pac-12 — -

Rebounds
Career — 5 at Idaho, 11/18/21
Season — 5 at Idaho, 11/18/21
Pac-12 — 1 (four times) vs Colorado, 1/30/22

Assists
Career — 3 (twice) at Idaho, 11/18/21
Season — 3 (twice) at Idaho, 11/18/21
Pac-12 — 1 (twice) vs USC, 12/4/21

Blocks
Career — -
Season — -
Pac-12 — -

Steals
Career — 3 at Idaho, 11/18/21
Season — 3 at Idaho, 11/18/21
Pac-12 — 1 (twice) at Colorado, 1/6/22

Most Recent Occurrences Noted

MISC. STATS

Category	Season	Career
Double-Figure Scoring	1	1
Double-Figure Rebounding	0	0
Double-Doubles	0	0
Triple-Doubles	0	0
Led WSU in Scoring	0	0
Led WSU in Rebounding	0	0
20+ Point Games	0	0
30+ Point Games	0	0

CAREER STATS

YEAR	GP	GS	MIN	AVG	FG	FGA	PCT	3FG	3FGA	3PCT	FT	FTA	PCT	OFF	DEF	TOT	AVG	PF	FO	AST	A/G	TO	BLK	STL	PTS	AVG
2021-22	16	0	131	8.2	15	42	.357	6	20	.300	6	11	.545	4	10	14	0.9	14	0	8	0.5	14	0	7	42	2.6
TOTAL	16	0	131	8.2	15	42	.357	6	20	.300	6	11	.545	4	10	14	0.9	14	0	8	0.5	14	0	7	42	2.6

5

TJ BAMBA

6-5 | SOPHOMORE | GUARD | BRONX, N.Y.

2021-22 GAME-BY-GAME STATISTICS

DATE	OPPONENT	GS	MIN	FGM/A	%	3FG/A	%	FTM/A	%	OFF	DEF	TOT	AVG	PF	AST	T/O	BLK	STL	PTS	PPG
11/09/21	ALCORN		15	2-3	.667	2-3	.667	5-6	.833	0	0	0	0.0	0	1	1	1	0	11	11.0
11/12/21	SEATTLE U		26	2-7	.286	2-4	.500	2-4	.500	5	4	9	4.5	3	2	0	1	0	8	9.5
11/15/21	UCSB		18	1-6	.167	0-3	.000	2-2	1.000	1	1	2	3.7	2	1	1	1	1	4	7.7
11/18/21	AT IDAHO		23	4-6	.667	1-3	.333	2-2	1.000	1	4	5	4.0	0	1	1	0	1	11	8.5
11/22/21	WINTHROP		18	3-6	.500	1-2	.500	1-2	.500	1	2	3	3.8	0	0	1	0	2	8	8.4
11/27/21	EASTERN WASH.								DNP											
12/01/21	AT ARIZONA ST.		12	0-4	.000	0-2	.000	0-2	.000	1	1	2	3.5	0	0	2	0	1	0	7.0
12/04/21	USC		21	3-5	.600	3-3	1.000	0-0	.000	0	4	4	3.6	4	1	2	0	3	9	7.3
12/08/21	WEBER ST.	*	24	6-9	.667	2-3	.667	0-0	.000	0	2	2	3.4	3	1	3	1	0	14	8.1
12/11/21	VS SOUTH DAKOTA ST.	*	38	7-15	.467	2-8	.250	3-4	.750	2	3	5	3.6	1	0	0	2	0	19	9.3
12/15/21	NEW MEXICO ST.	*	29	3-11	.273	2-7	.286	3-4	.750	2	3	5	3.7	3	0	4	1	3	11	9.5
12/18/21	NORTHERN COLO.	*	17	1-4	.250	0-1	.000	0-0	.000	0	5	5	3.8	2	0	1	0	1	2	8.8
12/22/21	VS BOISE ST.	*	16	0-4	.000	0-1	.000	0-0	.000	1	1	2	3.7	5	0	2	0	0	0	8.1
01/06/22	AT COLORADO	*	28	5-10	.500	2-4	.500	2-4	.500	0	3	3	3.6	2	2	2	0	2	14	8.5
01/08/22	AT UTAH	*	15	2-8	.250	1-5	.200	0-0	.000	1	1	2	3.5	3	0	2	0	0	5	8.3
01/13/22	STANFORD	*	36	3-7	.429	0-2	.000	2-3	.667	1	4	5	3.6	3	0	1	1	3	8	8.3
01/15/22	CALIFORNIA	*	17	3-6	.500	1-1	1.000	0-1	.000	2	3	5	3.7	1	0	0	0	2	7	8.2
01/26/22	UTAH		16	2-3	.667	1-2	.500	5-5	1.000	3	1	4	3.7	0	0	0	0	0	10	8.3
01/30/22	COLORADO								DNP											
TOTAL			**369**	**47-114**	**.412**	**20-54**	**.370**	**27-39**	**.692**	**21**	**42**	**63**	**3.7**	**32**	**9**	**23**	**8**	**19**	**141**	**8.3**

CAREER/SEASON HIGHS

Minutes
Career — 38 vs SDSU, 12/11/21
Season — 38 vs SDSU, 12/11/21
Pac-12 — 36 vs Stanford, 1/13/22

Points
Career — 19 vs SDSU, 12/11/21
Season — 19 vs SDSU, 12/11/21
Pac-12 — 14 (twice) at Colorado, 1/6/22

Field Goals Made
Career — 7 vs SDSU, 12/11/21
Season — 7 vs SDSU, 12/11/21
Pac-12 — 5 (twice) at Colorado, 1/6/22

Field Goal Attempts
Career — 15 vs SDSU, 12/11/21
Season — 15 vs SDSU, 12/11/21
Pac-12 — 10 at Colorado, 1/6/22

3-Pt Field Goals Made
Career — 3 (three times) vs USC, 12/4/21
Season — 3 vs USC, 12/4/21
Pac-12 — 3 (three times) vs USC, 12/4/21

3-Pt Field Goal Attempts
Career — 8 vs SDSU, 12/11/21
Season — 8 vs SDSU, 12/11/21
Pac-12 — 5 at Utah, 1/8/22

Free Throws Made
Career — 8 vs Portland St., 12/13/20
Season — 5 (twice) vs Utah, 1/26/22
Pac-12 — 5 vs Utah, 1/26/22

Free Throws Attempted
Career — 11 vs Portland St., 12/13/20
Season — 6 vs Alcorn State, 11/9/21
Pac-12 — 5 vs Utah, 1/26/22

Rebounds
Career — 9 vs Seattle U, 11/12/21
Season — 9 vs Seattle U, 11/12/21
Pac-12 — 5 (four times) vs Cal, 1/15/22

Assists
Career — 3 vs EWU, 11/28/20
Season — 2 vs Seattle U, 11/12/21
Pac-12 — 2 (three times) at Colorado, 1/6/22

Blocks
Career — 2 vs SDSU, 12/11/21
Season — 2 vs SDSU, 12/11/21
Pac-12 — 1 (three times) vs Stanford, 1/13/22

Steals
Career — 3 (four times) vs Stanford, 1/13/22
Season — 3 (three times) vs Stanford, 1/13/22
Pac-12 — 3 (twice) vs Stanford, 1/13/22

Most Recent Occurrences Noted

MISC. STATS

Category	Season	Career
Double-Figure Scoring	7	11
Double-Figure Rebounding	0	0
Double-Doubles	0	0
Triple-Doubles	0	0
Led WSU in Scoring	0	1
Led WSU in Rebounding	1	2
20+ Point Games	0	0
30+ Point Games	0	0

CAREER STATS

YEAR	GP	GS	MIN	AVG	FG	FGA	PCT	3FG	3FGA	3PCT	FT	FTA	PCT	OFF	DEF	TOT	AVG	PF	FO	AST	A/G	TO	BLK	STL	PTS	AVG
2020-21	23	4	314	13.7	34	70	.486	12	20	.600	17	23	.739	8	29	37	1.6	36	0	14	0.6	31	2	10	97	4.2
2021-22	17	9	370	21.8	47	114	.412	20	54	.370	27	39	.692	21	42	63	3.7	32	1	9	0.5	23	8	19	141	8.3
TOTAL	40	13	684	17.1	81	184	.440	32	74	.432	44	62	.710	29	71	100	2.5	68	1	23	0.6	54	10	29	238	6.0

11

DJ RODMAN

6-6 | JUNIOR | FORWARD | NEWPORT BEACH, CALIF.

2021-22 GAME-BY-GAME STATISTICS

DATE	OPPONENT	GS	MIN	FGM/A	%	3FG/A	%	FTM/A	%	OFF	DEF	TOT	AVG	PF	AST	T/O	BLK	STL	PTS	PPG
11/09/21	ALCORN		7	0-1	.000	0-1	.000	0-0	.000	1	1	2	2.0	2	0	0	0	0	0	0.0
11/12/21	SEATTLE U		5	1-1	1.000	0-0	.000	0-0	.000	1	0	1	1.5	2	0	0	0	0	2	1.0
11/15/21	UCSB		20	2-3	.667	0-0	.000	0-0	.000	1	1	2	1.7	0	0	0	0	0	4	2.0
11/18/21	AT IDAHO		19	3-6	.500	1-3	.333	1-2	.500	2	2	4	2.3	0	5	0	0	1	8	3.5
11/22/21	WINTHROP		15	3-5	.600	0-2	.000	3-4	.750	1	1	2	2.2	1	0	0	0	0	9	4.6
11/27/21	EASTERN WASH.	*	32	1-6	.167	0-3	.000	2-2	1.000	4	4	8	3.2	1	1	1	0	0	4	4.5
12/01/21	AT ARIZONA ST.		15	1-3	.333	0-1	.000	1-2	.500	3	1	4	3.3	0	0	0	0	0	3	4.3
12/04/21	USC		19	2-4	.500	0-1	.000	1-1	1.000	4	0	4	3.4	0	1	1	0	0	5	4.4
12/08/21	WEBER ST.		19	5-5	1.000	4-4	1.000	0-0	.000	1	3	4	3.4	3	1	0	0	0	14	5.4
12/11/21	VS SOUTH DAKOTA ST.		24	2-4	.500	1-3	.333	2-2	1.000	2	1	3	3.4	3	1	0	0	1	7	5.6
12/15/21	NEW MEXICO ST.	*	28	1-6	.167	0-5	.000	0-0	.000	2	1	3	3.4	4	1	2	0	0	2	5.3
12/18/21	NORTHERN COLO.		24	7-13	.538	6-11	.545	1-2	.500	3	7	10	3.9	3	2	0	0	0	21	6.6
12/22/21	VS BOISE ST.		22	0-0	.000	0-0	.000	0-0	.000	1	3	4	3.9	5	0	0	1	1	0	6.1
01/06/22	AT COLORADO		17	2-3	.667	1-2	.500	1-1	1.000	2	3	5	4.0	2	0	3	0	1	6	6.1
01/08/22	AT UTAH		20	1-6	.167	1-4	.250	0-0	.000	2	2	4	4.0	0	2	2	1	0	3	5.9
01/13/22	STANFORD								DNP											
01/15/22	CALIFORNIA								DNP											
01/26/22	UTAH		14	0-1	.000	0-1	.000	0-0	.000	4	0	4	4.0	0	0	0	0	0	0	5.5
01/30/22	COLORADO		27	2-3	.667	0-1	.000	0-0	.000	2	3	5	4.1	2	0	0	2	1	4	5.4
TOTAL			**327**	**33-70**	**.471**	**14-42**	**.333**	**12-16**	**.750**	**36**	**33**	**69**	**4.1**	**28**	**14**	**9**	**4**	**5**	**92**	**5.4**

CAREER/SEASON HIGHS

Minutes	
Career	41 vs Stanford, 2/20/21
Season	32 vs EWU, 11/27/21
Pac-12	41 vs Stanford, 2/20/21
Points	
Career	21 vs Northern Colorado, 12/18/21
Season	21 vs Northern Colorado, 12/18/21
Pac-12	14 at Oregon St., 2/6/21
Field Goals Made	
Career	7 vs Northern Colorado, 12/18/21
Season	7 vs Northern Colorado, 12/18/21
Pac-12	5 (twice) at Oregon St., 2/6/21
Field Goal Attempts	
Career	13 vs Northern Colorado, 12/18/21
Season	13 vs Northern Colorado, 12/18/21
Pac-12	10 at Oregon St., 2/6/21
3-Pt Field Goals Made	
Career	6 vs Northern Colorado, 12/18/21
Season	6 vs Northern Colorado, 12/18/21
Pac-12	4 at Oregon St., 2/6/21
3-Pt Field Goal Attempts	
Career	11 vs Northern Colorado, 12/18/21
Season	11 vs Northern Colorado, 12/18/21
Pac-12	7 at Oregon St., 2/6/21
Free Throws Made	
Career	5 at ASU, 2/27/21
Season	3 vs Winthrop, 11/22/21
Pac-12	5 at ASU, 2/27/21
Free Throws Attempted	
Career	6 at ASU, 2/27/21
Season	4 vs Winthrop, 11/22/21
Pac-12	6 at ASU, 2/27/21
Rebounds	
Career	10 vs Northern Colorado, 12/18/21
Season	10 vs Northern Colorado, 12/18/21
Pac-12	7 (four times) at ASU, 2/27/21
Assists	
Career	5 at Idaho, 11/18/21
Season	5 at Idaho, 11/18/21
Pac-12	3 vs UCLA, 2/11/21
Blocks	
Career	2 vs Colorado, 1/30/22
Season	2 vs Colorado, 1/30/22
Pac-12	2 vs Colorado, 1/30/22
Steals	
Career	2 vs Oregon St., 1/18/20
Season	1 (three times) vs Boise State, 12/22/21
Pac-12	2 vs Oregon St., 1/18/20

Most Recent Occurrences Noted

MISC. STATS

Category	Season	Career
Double-Figure Scoring	2	8
Double-Figure Rebounding	1	1
Double-Doubles	1	1
Triple-Doubles	0	0
Led WSU in Scoring	1	1
Led WSU in Rebounding	1	2
20+ Point Games	1	1
30+ Point Games	0	0

CAREER STATS

YEAR	GP	GS	MIN	AVG	FG	FGA	PCT	3FG	3FGA	3PCT	FT	FTA	PCT	OFF	DEF	TOT	AVG	PF	FO	AST	A/G	TO	BLK	STL	PTS	AVG
2019-20	26	0	310	11.9	14	51	.275	10	35	.286	6	10	.600	18	32	50	1.9	22	0	7	0.3	8	0	5	44	1.7
2020-21	19	10	443	23.3	39	97	.402	23	56	.411	15	20	.750	28	42	70	3.7	33	0	17	0.9	15	2	7	116	6.1
2021-22	17	2	330	19.4	33	70	.471	14	42	.333	12	16	.750	36	33	69	4.1	28	1	14	0.8	9	4	5	92	5.4
TOTAL	62	12	1083	17.5	86	218	.394	47	133	.353	33	46	.717	82	107	189	3.0	83	1	38	0.6	32	6	17	252	4.1

12

MICHAEL**FLOWERS**

6-1 | 5TH YEAR | GUARD | SOUTHFIELD, MICH.

2021-22 GAME-BY-GAME STATISTICS

DATE	OPPONENT	GS	MIN	FGM/A	%	3FG/A	%	FTM/A	%	OFF	DEF	TOT	AVG	PF	AST	T/O	BLK	STL	PTS	PPG
11/09/21	ALCORN	*	28	2-7	.286	1-5	.200	4-4	1.000	1	10	11	11.0	2	6	2	1	2	9	9.0
11/12/21	SEATTLE U	*	25	2-5	.400	1-4	.250	3-3	1.000	0	0	0	5.5	1	1	0	0	0	8	8.5
11/15/21	UCSB	*	30	4-10	.400	1-7	.143	2-2	1.000	0	4	4	5.0	2	5	1	0	1	11	9.3
11/18/21	AT IDAHO	*	23	5-7	.714	3-4	.750	0-0	.000	0	2	2	4.3	2	0	1	0	0	13	10.3
11/22/21	WINTHROP	*	30	5-8	.625	2-4	.500	8-11	.727	0	1	1	3.6	1	2	1	0	0	20	12.2
11/27/21	EASTERN WASH.	*	36	7-18	.389	5-13	.385	2-2	1.000	2	7	9	4.5	1	1	2	0	0	21	13.7
12/01/21	AT ARIZONA ST.	*	36	3-12	.250	3-8	.375	0-0	.000	1	5	6	4.7	1	1	1	0	0	9	13.0
12/04/21	USC	*	32	4-9	.444	3-5	.600	2-3	.667	1	2	3	4.5	1	1	1	0	1	13	13.0
12/08/21	WEBER ST.	*	27	5-9	.556	3-7	.429	0-0	.000	0	4	4	4.4	1	5	2	0	0	13	13.0
12/11/21	VS SOUTH DAKOTA ST.	*	32	9-19	.474	4-11	.364	2-2	1.000	0	1	1	4.1	1	5	1	0	0	24	14.1
12/15/21	NEW MEXICO ST.	*	38	5-13	.385	5-10	.500	0-0	.000	1	4	5	4.2	2	3	2	0	3	15	14.2
12/18/21	NORTHERN COLO.	*	36	5-7	.714	3-5	.600	3-4	.750	1	3	4	4.2	1	4	1	0	0	16	14.3
12/22/21	VS BOISE ST.	*	36	2-10	.200	2-6	.333	2-2	1.000	1	3	4	4.2	1	2	1	0	3	8	13.8
01/06/22	AT COLORADO	*	37	2-10	.200	1-9	.111	2-2	1.000	0	1	1	3.9	2	5	2	0	2	7	13.4
01/08/22	AT UTAH	*	32	4-10	.400	2-5	.400	2-2	1.000	0	3	3	3.9	3	6	3	0	2	12	13.3
01/13/22	STANFORD	*	34	4-9	.444	4-8	.500	0-0	.000	0	1	1	3.7	2	1	2	0	0	12	13.2
01/15/22	CALIFORNIA	*	34	2-8	.250	1-6	.167	8-9	.889	0	5	5	3.8	1	3	0	0	0	13	13.2
01/26/22	UTAH	*	35	1-10	.100	1-8	.125	2-2	1.000	0	0	0	3.6	1	3	1	0	2	5	12.7
01/30/22	COLORADO	*	27	6-9	.667	4-7	.571	0-0	.000	1	4	5	3.6	0	5	3	0	1	16	12.9
TOTAL			**608**	**77-190**	**.405**	**49-132**	**.371**	**42-48**	**.875**	**9**	**60**	**69**	**3.6**	**26**	**59**	**27**	**1**	**17**	**245**	**12.9**

CAREER/SEASON HIGHS

Minutes
Career (at South Alabama) 49 at Alabama A&M, 12/29/20
Season 38 vs NMSU, 12/15/21
Pac-12 37 at Colorado, 1/6/22

Points
Career (at Western Michigan) 35 at Toledo, 3/9/20
Season 21 vs EWU, 11/27/21
Pac-12 16 vs Colorado, 1/30/22

Field Goals Made
Career (at Western Michigan) 13 at Toledo, 3/9/20
Season 9 vs SDSU, 12/11/21
Pac-12 6 vs Colorado, 1/30/22

Field Goal Attempts
Career (at South Alabama) 29 vs Georgia Southern, 1/22/21
Season 19 vs SDSU, 12/11/21
Pac-12 12 at ASU, 12/1/21

3-Pt Field Goals Made
Career (at South Alabama) 7 (twice), at App State, 1/15/21
Season 5 (twice) vs NMSU, 12/15/21
Pac-12 4 (twice) vs Colorado, 1/30/22

3-Pt Field Goal Attempts
Career (at South Alabama) 17, vs Georgia Southern, 1/22/21
Season 13 vs EWU, 11/27/21
Pac-12 9 at Colorado, 1/6/22

Free Throws Made
Career (at Western Michigan) 12 vs UCR, 12/30/18
Season 8 (twice) vs Cal, 1/15/22
Pac-12 8 vs Cal, 1/15/22

Free Throws Attempted
Career (at South Alabama 14, at Costal Carolina, 1/9/21
Season 11 vs Winthrop, 11/22/21
Pac-12 9 vs Cal, 1/15/22

Rebounds
Career (at Western Michigan) 12, at Oakland, 11/13/18
Season 11 vs Alcorn State, 11/9/21
Pac-12 6 at ASU, 12/1/21

Assists
Career (at South Alabama) 7 (5 times), at App State, 2/29/21
Season 6 (twice) at Utah, 1/8/22
Pac-12 6 at Utah, 1/8/22

Blocks
Career (at Western Michigan) 2 at Oakland, 11/13/18
Season 1 vs Alcorn State, 11/9/21
Pac-12 -

Steals
Career (at South Alabama) 6, at Alabama A&M, 12/19/20
Season 3 (twice) vs Boise State, 12/22/21
Pac-12 2 (three times) vs Utah, 1/26/22

Most Recent Occurrences Noted

MISC. STATS

Category	Season	Career
Double-Figure Scoring	13	98
Double-Figure Rebounding	1	3
Double-Doubles	0	2
Triple-Doubles	0	0
Led WSU in Scoring	5	5
Led WSU in Rebounding	2	2
20+ Point Games	3	37
30+ Point Games	0	8

CAREER STATS

YEAR	GP	GS	MIN	AVG	FG	FGA	PCT	3FG	3FGA	3PCT	FT	FTA	PCT	OFF	DEF	TOT	AVG	PF	FO	AST	A/G	TO	BLK	STL	PTS	AVG
2021-22	19	19	605	31.8	77	190	.405	49	132	.371	42	48	.875	9	60	69	3.6	26	0	59	3.1	27	1	17	245	12.9
TOTAL	19	19	605	31.8	77	190	.405	49	132	.371	42	48	.875	9	60	69	3.6	26	0	59	3.1	27	1	17	245	12.9

14

MATT**DEWOLF**

6-9 | SENIOR | FORWARD | BARRINGTON, R.I.

2021-22 GAME-BY-GAME STATISTICS

DATE	OPPONENT	GS	MIN	FGM/A	%	3FG/A	%	FTM/A	%	OFF	DEF	TOT	AVG	PF	AST	T/O	BLK	STL	PTS	PPG
11/09/21	ALCORN		6	0-0	.000	0-0	.000	2-2	1.000	0	0	0	0.0	2	0	0	0	0	2	2.0
11/12/21	SEATTLE U		1	0-1	.000	0-0	.000	0-0	.000	0	0	0	0.0	0	0	0	0	1	0	1.0
11/15/21	UCSB		6	1-1	1.000	0-0	.000	0-0	.000	1	0	1	0.3	1	0	1	0	0	2	1.3
11/18/21	AT IDAHO		4	0-0	.000	0-0	.000	0-0	.000	0	0	0	0.3	0	1	0	0	0	0	1.0
11/22/21	WINTHROP								DNP											
11/27/21	EASTERN WASH.								DNP											
12/01/21	AT ARIZONA ST.		0	0-0	.000	0-0	.000	0-0	.000	0	0	0	0.2	1	0	0	0	0	0	0.8
12/04/21	USC								DNP											
12/08/21	WEBER ST.		2	1-1	1.000	0-0	.000	0-0	.000	0	1	1	0.3	0	0	0	0	0	2	1.0
12/11/21	VS SOUTH DAKOTA ST.		8	1-1	1.000	0-0	.000	0-0	.000	0	4	4	0.9	0	0	0	0	1	2	1.1
12/15/21	NEW MEXICO ST.								DNP											
12/18/21	NORTHERN COLO.		2	0-0	.000	0-0	.000	2-2	1.000	1	1	2	1.0	0	0	0	0	0	2	1.3
12/22/21	BOISE ST.								DNP											
01/06/22	AT COLORADO								DNP											
01/08/22	AT UTAH		0	0-0	.000	0-0	.000	0-0	.000	0	0	0	0.9	0	0	0	0	0	0	1.1
01/13/22	STANFORD								DNP											
01/15/22	CALIFORNIA								DNP											
01/26/22	UTAH		4	0-0	.000	0-0	.000	0-0	.000	0	1	1	0.9	0	1	0	0	0	0	1.0
01/30/22	COLORADO		5	0-0	.000	0-0	.000	0-0	.000	0	0	0	0.8	0	0	1	1	0	0	0.9
TOTAL			**39**	**3-4**	**.750**	**0-0**	**.000**	**4-4**	**1.000**	**2**	**7**	**9**	**0.8**	**4**	**2**	**2**	**1**	**2**	**10**	**0.9**

CAREER/SEASON HIGHS

Minutes
Career (at Brown) 28 vs Dartmouth, 1/26/18
Season 8 vs SDSU, 12/11/21
Pac-12 5 vs Colorado, 1/30/22

Points
Career (at Brown) 11 vs JWU, 1/14/19
Season 2 (five times) vs Northern Colorado, 12/18/21
Pac-12 -

Field Goals Made
Career (at Brown) 5 at Bryant, 11/5/19
Season 1 (three times) vs SDSU, 12/11/21
Pac-12 -

Field Goal Attempts
Career (at Brown) 7 at Bryant, 11/5/19
Season 1 (four times) vs SDSU, 12/11/21
Pac-12 -

3-Pt Field Goals Made
Career (at Brown) 1 vs Canisius, 11/9/19
Season -
Pac-12 -

3-Pt Field Goal Attempts
Career (at Brown) 1 (three times, vs Princeton, 2/28/20)
Season -
Pac-12 -

Free Throws Made
Career (at Brown) 5 vs Harvard, 1/27/18
Season 2 (twice) vs Northern Colorado, 12/18/21
Pac-12 -

Free Throws Attempted
Career (at Brown) 7 vs Harvard, 1/27/18
Season 2 (twice) vs Northern Colorado, 12/18/21
Pac-12 -

Rebounds
Career (at Brown) 13 vs Dartmouth, 1/26/18
Season 4 vs SDSU, 12/11/21
Pac-12 1 vs Utah, 1/26/22

Assists
Career (at Brown) 4 (twice), vs JWU, 1/7/20
Season 1 (twice) vs Utah, 1/26/22
Pac-12 1 vs Utah, 1/26/22

Blocks
Career (at Brown) 1 (15 times) vs Colorado, 1/30/22
Season 1 vs Colorado, 1/30/22
Pac-12 1 vs Colorado, 1/30/22

Steals
Career (at Brown) 3 (twice), vs Salve Regina, 11/21/18
Season 1 (twice) vs SDSU, 12/11/21
Pac-12 -

Most Recent Occurrences Noted

MISC. STATS

Category	Season	Career
Double-Figure Scoring	0	2
Double-Figure Rebounding	0	1
Double-Doubles	0	0
Triple-Doubles	0	0
Led WSU in Scoring	0	0
Led WSU in Rebounding	0	0
20+ Point Games	0	0
30+ Point Games	0	0

CAREER STATS

YEAR	GP	GS	MIN	AVG	FG	FGA	PCT	3FG	3FGA	3PCT	FT	FTA	PCT	OFF	DEF	TOT	AVG	PF	FO	AST	A/G	TO	BLK	STL	PTS	AVG
2021-22	11	0	38	3.5	3	4	.750	0	0	.000	4	4	1.000	2	7	9	0.8	4	0	2	0.2	2	1	2	10	0.9
TOTAL	11	0	38	3.5	3	4	.750	0	0	.000	4	4	1.000	2	7	9	0.8	4	0	2	0.2	2	1	2	10	0.9

21

DISHON**JACKSON**

6-10 | SOPHOMORE | CENTER | OAKLAND, CALIF.

2021-22 GAME-BY-GAME STATISTICS

DATE	OPPONENT	GS	MIN	FGM/A	%	3FG/A	%	FTM/A	%	OFF	DEF	TOT	AVG	PF	AST	T/O	BLK	STL	PTS	PPG
11/09/21	ALCORN	*	12	1-2	.500	0-0	.000	0-0	.000	3	0	3	3.0	2	0	2	0	0	2	2.0
11/12/21	SEATTLE U		19	6-7	.857	0-0	.000	1-3	.333	2	7	9	6.0	3	1	3	1	0	13	7.5
11/15/21	UCSB		6	0-0	.000	0-0	.000	0-0	.000	0	0	0	4.0	4	0	0	0	0	0	5.0
11/18/21	AT IDAHO		16	0-1	.000	0-0	.000	3-4	.750	2	2	4	4.0	4	0	0	0	0	3	4.5
11/22/21	WINTHROP		27	2-4	.500	0-0	.000	3-6	.500	2	6	8	4.8	2	0	1	2	1	7	5.0
11/27/21	EASTERN WASH.		21	2-3	.667	0-0	.000	5-7	.714	2	2	4	4.7	2	0	2	5	0	9	5.7
12/01/21	AT ARIZONA ST.	*	26	4-8	.500	0-0	.000	2-2	1.000	2	8	10	5.4	1	1	0	2	0	10	6.3
12/04/21	USC		20	2-5	.400	0-0	.000	2-3	.667	2	5	7	5.6	4	0	0	1	0	6	6.3
12/08/21	WEBER ST.								DNP											
12/11/21	VS SOUTH DAKOTA ST.								DNP											
12/15/21	NEW MEXICO ST.		11	0-2	.000	0-0	.000	0-0	.000	3	1	4	5.4	1	0	0	0	0	0	5.6
12/18/21	NORTHERN COLO.	*	8	0-2	.000	0-1	.000	0-0	.000	0	0	0	4.9	0	1	0	0	0	0	5.0
12/22/21	VS BOISE ST.	*	15	1-3	.333	0-0	.000	1-4	.250	2	1	3	4.7	1	0	1	0	0	3	4.8
01/06/22	AT COLORADO	*	17	3-6	.500	0-0	.000	2-2	1.000	0	1	1	4.4	5	0	1	1	0	8	5.1
01/08/22	AT UTAH		6	1-1	1.000	0-0	.000	0-0	.000	0	1	1	4.2	2	0	1	0	0	2	4.8
01/13/22	STANFORD								DNP											
01/15/22	CALIFORNIA								DNP											
01/26/22	UTAH								DNP											
01/30/22	COLORADO								DNP											
TOTAL			**204**	**22-44**	**.500**	**0-1**	**.000**	**19-31**	**.613**	**20**	**34**	**54**	**4.2**	**31**	**3**	**11**	**12**	**1**	**63**	**4.8**

CAREER/SEASON HIGHS

Minutes	
Career	37 at ASU, 2/27/21
Season	27 vs Winthrop, 11/22/21
Pac-12	37 at ASU, 2/27/21
Points	
Career	18 vs USC, 2/13/21
Season	13 vs Seattle U, 11/12/21
Pac-12	18 vs USC, 2/13/21
Field Goals Made	
Career	8 vs USC, 2/13/21
Season	6 vs Seattle U, 11/12/21
Pac-12	8 vs USC, 2/13/21
Field Goal Attempts	
Career	12 vs USC, 2/13/21
Season	8 at ASU, 12/1/21
Pac-12	12 vs USC, 2/13/21
3-Pt Field Goals Made	
Career	-
Season	-
Pac-12	-
3-Pt Field Goal Attempts	
Career	1 vs Northern Colorado, 12/18/21
Season	1 vs Northern Colorado, 12/18/21
Pac-12	-
Free Throws Made	
Career	7 at ASU, 2/27/21
Season	5 vs EWU, 11/27/21
Pac-12	7 at ASU, 2/27/21
Free Throws Attempted	
Career	8 at Colorado, 1/27/21
Season	7 vs EWU, 11/27/21
Pac-12	8 at Colorado, 1/27/21
Rebounds	
Career	10 (twice) at ASU, 12/1/21
Season	10 at ASU, 12/1/21
Pac-12	10 (twice) at ASU, 12/1/21
Assists	
Career	2 vs Stanford, 2/20/21
Season	1 (three times) vs Northern Colorado, 12/18/21
Pac-12	2 vs Stanford, 2/20/21
Blocks	
Career	5 vs EWU, 11/27/21
Season	5 vs EWU, 11/27/21
Pac-12	3 at ASU, 2/27/21
Steals	
Career	2 (three times) at ASU, 2/27/21
Season	1 vs Winthrop, 11/22/21
Pac-12	2 (three times) at ASU, 2/27/21

Most Recent Occurrences Noted

MISC. STATS

Category	Season	Career
Double-Figure Scoring	2	11
Double-Figure Rebounding	1	2
Double-Doubles	1	1
Triple-Doubles	0	0
Led WSU in Scoring	0	1
Led WSU in Rebounding	4	8
20+ Point Games	0	0
30+ Point Games	0	0

CAREER STATS

YEAR	GP	GS	MIN	AVG	FG	FGA	PCT	3FG	3FGA	3PCT	FT	FTA	PCT	OFF	DEF	TOT	AVG	PF	FO	AST	A/G	TO	BLK	STL	PTS	AVG
2020-21	24	13	489	20.4	60	124	.484	0	0	.000	52	77	.675	35	67	102	4.3	65	5	6	0.3	29	22	9	172	7.2
2021-22	13	5	204	15.7	22	44	.500	0	1	.000	19	31	.613	20	34	54	4.2	31	1	3	0.2	11	12	1	63	4.8
TOTAL	37	18	693	18.7	82	168	.488	0	1	.000	71	108	.657	55	101	156	4.2	96	6	9	0.2	40	34	10	235	6.4

22

RYAN**RAPP**

6-5 | JUNIOR | GUARD | MELBOURNE, AUSTRALIA

2021-22 GAME-BY-GAME STATISTICS

DATE	OPPONENT	GS	MIN	FGM/A	%	3FG/A	%	FTM/A	%	OFF	DEF	TOT	AVG	PF	AST	T/O	BLK	STL	PTS	PPG
11/09/21	ALCORN		1	0-0	.000	0-0	.000	0-0	.000	0	0	0	0.0	0	0	0	0	0	0	0.0
11/12/21	SEATTLE U								DNP											
11/15/21	UCSB								DNP											
11/18/21	AT IDAHO		6	3-4	.750	2-3	.667	4-4	1.000	0	1	1	0.5	1	0	0	0	0	12	6.0
11/22/21	WINTHROP								DNP											
11/27/21	EASTERN WASH.		7	0-0	.000	0-0	.000	0-0	.000	0	1	1	0.7	0	0	0	0	0	0	4.0
12/01/21	AT ARIZONA ST.		1	0-0	.000	0-0	.000	0-0	.000	0	0	0	0.5	0	0	0	0	0	0	3.0
12/04/21	USC								DNP											
12/08/21	WEBER ST.		6	0-1	.000	0-1	.000	0-0	.000	0	1	1	0.6	0	0	0	1	0	0	2.4
12/11/21	VS SOUTH DAKOTA ST.		11	1-5	.200	1-5	.200	0-0	.000	0	1	1	0.7	2	1	0	0	1	3	2.5
12/15/21	NEW MEXICO ST.								DNP											
12/18/21	NORTHERN COLO.		4	0-1	.000	0-1	.000	0-0	.000	0	1	1	0.7	0	1	1	0	0	0	2.1
12/22/21	BOISE ST.								DNP											
01/06/22	AT COLORADO								DNP											
01/08/22	AT UTAH								DNP											
01/13/22	STANFORD								DNP											
01/15/22	CALIFORNIA		5	0-0	.000	0-0	.000	0-0	.000	0	0	0	0.6	0	0	0	0	0	0	1.9
01/26/22	UTAH								DNP											
01/30/22	COLORADO		5	0-0	.000	0-0	.000	0-0	.000	0	1	1	0.7	1	0	1	0	0	0	1.7
TOTAL			**46**	**4-11**	**.364**	**3-10**	**.300**	**4-4**	**1.000**	**0**	**6**	**6**	**0.7**	**4**	**2**	**2**	**1**	**1**	**15**	**1.7**

CAREER/SEASON HIGHS

Minutes	
Career	35 vs UCLA, 2/11/21
Season	11 vs SDSU, 12/11/21
Pac-12	35 vs UCLA, 2/11/21
Points	
Career	15 at Oregon St., 2/6/21
Season	12 at Idaho, 11/18/21
Pac-12	15 at Oregon St., 2/6/21
Field Goals Made	
Career	5 at Oregon St., 2/6/21
Season	3 at Idaho, 11/18/21
Pac-12	5 at Oregon St., 2/6/21
Field Goal Attempts	
Career	8 vs USC, 2/13/21
Season	5 vs SDSU, 12/11/21
Pac-12	8 vs USC, 2/13/21
3-Pt Field Goals Made	
Career	3 at Oregon St., 2/6/21
Season	2 at Idaho, 11/18/21
Pac-12	3 at Oregon St., 2/6/21
3-Pt Field Goal Attempts	
Career	5 (twice) vs USC, 2/13/21
Season	3 at Idaho, 11/18/21
Pac-12	5 (twice) vs USC, 2/13/21
Free Throws Made	
Career	5 vs Montana St., 12/18/20
Season	4 at Idaho, 11/18/21
Pac-12	3 vs UCLA, 2/11/21
Free Throws Attempted	
Career	6 vs Montana St., 12/18/20
Season	4 at Idaho, 11/18/21
Pac-12	5 vs UCLA, 2/11/21
Rebounds	
Career	8 vs UCLA, 2/11/21
Season	1 (six times) vs Colorado, 1/30/22
Pac-12	8 vs UCLA, 2/11/21
Assists	
Career	8 vs UCLA, 2/11/21
Season	1 (twice) vs Northern Colorado, 12/18/21
Pac-12	8 vs UCLA, 2/11/21
Blocks	
Career	1 (three times) vs Weber St., 12/8/21
Season	1 vs Weber St., 12/8/21
Pac-12	1 vs USC, 2/13/21
Steals	
Career	2 (twice) vs USC, 2/13/21
Season	1 vs SDSU, 12/11/21
Pac-12	2 vs USC, 2/13/21

Most Recent Occurrences Noted

MISC. STATS

Category	Season	Career
Double-Figure Scoring	3	3
Double-Figure Rebounding	1	1
Double-Doubles	0	0
Triple-Doubles	0	0
Led WSU in Scoring	1	1
Led WSU in Rebounding	0	0
20+ Point Games	0	0
30+ Point Games	0	0

CAREER STATS

YEAR	GP	GS	MIN	AVG	FG	FGA	PCT	3FG	3FGA	3PCT	FT	FTA	PCT	OFF	DEF	TOT	AVG	PF	FO	AST	A/G	TO	BLK	STL	PTS	AVG
2019-20	19	0	137	7.2	11	26	.423	4	13	.308	4	4	1.000	3	9	12	0.6	9	0	9	0.5	8	0	3	30	1.6
2020-21	19	4	394	20.7	21	69	.304	11	40	.275	14	21	.667	5	44	49	2.6	34	1	39	2.1	29	2	6	67	3.5
2021-22	9	0	46	5.1	4	11	.364	3	10	.300	4	4	1.000	0	6	6	0.7	4	0	2	0.2	2	1	1	15	1.7
TOTAL	47	4	577	12.3	36	106	.340	18	63	.286	22	29	.759	8	59	67	1.4	47	1	50	1.1	39	3	10	112	2.4



23

ANDREJ**JAKIMOVSKI**

6-8 | SOPHOMORE | FORWARD | KRIVA PALANKA, NORTH MACEDONIA

2021-22 GAME-BY-GAME STATISTICS

DATE	OPPONENT	GS	MIN	FGM/A	%	3FG/A	%	FTM/A	%	OFF	DEF	TOT	AVG	PF	AST	T/O	BLK	STL	PTS	PPG
11/09/21	ALCORN		19	3-9	.333	2-6	.333	1-2	.500	4	4	8	8.0	3	1	2	0	0	9	9.0
11/12/21	SEATTLE U		20	0-2	.000	0-1	.000	0-0	.000	0	4	4	6.0	1	2	2	0	0	0	4.5
11/15/21	UCSB		5	1-1	1.000	0-0	.000	0-0	.000	0	0	0	4.0	0	0	0	0	0	2	3.7
11/18/21	AT IDAHO		10	3-4	.750	2-2	1.000	0-0	.000	0	0	0	3.0	0	2	0	1	0	8	4.8
11/22/21	WINTHROP		7	2-2	1.000	2-2	1.000	0-0	.000	0	1	1	2.6	1	0	1	0	0	6	5.0
11/27/21	EASTERN WASH.		27	1-5	.200	1-3	.333	4-4	1.000	0	3	3	2.7	4	0	1	0	3	7	5.3
12/01/21	AT ARIZONA ST.		5	0-1	.000	0-1	.000	0-0	.000	0	2	2	2.6	2	0	0	1	0	0	4.6
12/04/21	USC		11	1-4	.250	0-1	.000	0-0	.000	0	2	2	2.5	1	0	0	0	0	2	4.3
12/08/21	WEBER ST.		24	2-3	.667	2-2	1.000	0-0	.000	1	3	4	2.7	4	1	2	0	2	6	4.4
12/11/21	VS SOUTH DAKOTA ST.		18	1-1	1.000	0-0	.000	2-2	1.000	2	0	2	2.6	0	0	1	0	0	4	4.4
12/15/21	NEW MEXICO ST.		14	1-3	.333	1-3	.333	0-0	.000	2	0	2	2.5	1	1	1	0	1	3	4.3
12/18/21	NORTHERN COLO.		23	5-9	.556	2-5	.400	2-2	1.000	1	4	5	2.8	2	1	0	0	0	14	5.1
12/22/21	VS BOISE ST.		30	4-6	.667	1-2	.500	2-3	.667	7	5	12	3.5	2	3	3	0	1	11	5.5
01/06/22	AT COLORADO		17	0-2	.000	0-1	.000	0-0	.000	0	2	2	3.4	4	1	0	0	0	0	5.1
01/08/22	AT UTAH		31	3-5	.600	3-5	.600	1-2	.500	3	4	7	3.6	2	2	3	0	0	10	5.5
01/13/22	STANFORD		19	0-3	.000	0-3	.000	0-0	.000	1	1	2	3.5	2	0	2	0	0	0	5.1
01/15/22	CALIFORNIA		30	6-11	.545	4-7	.571	0-0	.000	2	5	7	3.7	0	1	1	0	0	16	5.8
01/26/22	UTAH	*	30	5-12	.417	3-8	.375	2-2	1.000	2	6	8	3.9	1	0	0	1	2	15	6.3
01/30/22	COLORADO		32	4-8	.500	4-8	.500	2-3	.667	1	9	10	4.3	2	0	3	0	3	14	6.7
TOTAL			**372**	**42-91**	**.462**	**27-60**	**.450**	**16-20**	**.800**	**26**	**55**	**81**	**4.3**	**32**	**15**	**22**	**3**	**12**	**127**	**6.7**

CAREER/SEASON HIGHS

Minutes	
Career	52 vs Stanford, 2/20/21
Season	32 vs Colorado, 1/30/22
Pac-12	52 vs Stanford, 2/20/21
Points	
Career	19 at Stanford, 1/9/21
Season	16 vs Cal, 1/15/22
Pac-12	19 at Stanford, 1/9/21
Field Goals Made	
Career	7 at Stanford, 1/9/21
Season	6 vs Cal, 1/15/22
Pac-12	7 at Stanford, 1/9/21
Field Goal Attempts	
Career	13 at Stanford, 1/9/21
Season	12 vs Utah, 1/26/22
Pac-12	13 at Stanford, 1/9/21
3-Pt Field Goals Made	
Career	5 at Stanford, 1/9/21
Season	4 (twice) vs Colorado, 1/30/22
Pac-12	5 at Stanford, 1/9/21
3-Pt Field Goal Attempts	
Career	9 (twice) at Stanford, 1/9/21
Season	8 (twice) vs Colorado, 1/30/22
Pac-12	9 at Stanford, 1/9/21
Free Throws Made	
Career	3 (twice) vs Stanford, 2/20/21
Season	4 vs EWU, 11/27/21
Pac-12	3 vs Stanford, 2/20/21
Free Throws Attempted	
Career	6 vs Northwestern St., 12/23/20
Season	4 vs EWU, 11/27/21
Pac-12	4 vs Stanford, 2/20/21
Rebounds	
Career	12 (twice) vs Boise State, 12/22/21
Season	12 vs Boise State, 12/22/21
Pac-12	10 vs Colorado, 1/30/22
Assists	
Career	9 (twice) vs Stanford, 2/20/21
Season	3 vs Boise State, 12/22/21
Pac-12	9 (twice) vs Stanford, 2/20/21
Blocks	
Career	1 (six times) at ASU, 12/1/21
Season	1 (twice) at ASU, 12/1/21
Pac-12	1 (four times) at ASU, 12/1/21
Steals	
Career	3 (twice) vs Colorado, 1/30/22
Season	3 (twice) vs Colorado, 1/30/22
Pac-12	3 vs Colorado, 1/30/22

Most Recent Occurrences Noted

MISC. STATS

Category	Season	Career
Double-Figure Scoring	6	14
Double-Figure Rebounding	2	4
Double-Doubles	2	2
Triple-Doubles	0	0
Led WSU in Scoring	2	3
Led WSU in Rebounding	3	7
20+ Point Games	0	0
30+ Point Games	0	0

CAREER STATS

YEAR	GP	GS	MIN	AVG	FG	FGA	PCT	3FG	3FGA	3PCT	FT	FTA	PCT	OFF	DEF	TOT	AVG	PF	FO	AST	A/G	TO	BLK	STL	PTS	AVG
2020-21	25	19	630	25.2	46	147	.313	33	103	.320	12	20	.600	25	78	103	4.1	38	0	44	1.8	40	4	8	137	5.5
2021-22	19	1	373	19.6	42	91	.462	27	60	.450	16	20	.800	26	55	81	4.3	32	0	15	0.8	22	3	12	127	6.7
TOTAL	44	20	1003	22.8	88	238	.370	60	163	.368	28	40	.700	51	133	184	4.2	70	0	59	1.3	62	7	20	264	6.0



24

NOAH**WILLIAMS**

6-5 | JUNIOR | GUARD | SEATTLE, WASH.

2021-22 GAME-BY-GAME STATISTICS

DATE	OPPONENT	GS	MIN	FGM/A	%	3FG/A	%	FTM/A	%	OFF	DEF	TOT	AVG	PF	AST	T/O	BLK	STL	PTS	PPG
11/09/21	ALCORN	*	24	1-7	.143	0-5	.000	6-6	1.000	2	2	4	4.0	2	3	2	0	2	8	8.0
11/12/21	SEATTLE U	*	30	6-10	.600	0-1	.000	1-5	.200	2	5	7	5.5	2	2	1	1	0	13	10.5
11/15/21	UCSB	*	27	6-12	.500	0-1	.000	1-1	1.000	0	5	5	5.3	3	1	1	0	3	13	11.3
11/18/21	AT IDAHO	*	26	7-12	.583	0-0	.000	2-3	.667	0	2	2	4.5	2	5	0	1	0	16	12.5
11/22/21	WINTHROP	*	29	5-11	.455	2-2	1.000	7-8	.875	1	4	5	4.6	2	3	5	0	1	19	13.8
11/27/21	EASTERN WASH.								DNP											
12/01/21	AT ARIZONA ST.	*	28	4-11	.364	2-4	.500	4-6	.667	1	3	4	4.5	4	1	4	3	1	14	13.8
12/04/21	USC	*	27	4-14	.286	0-4	.000	4-4	1.000	0	1	1	4.0	1	2	3	1	0	12	13.6
12/08/21	WEBER ST.	*	30	6-12	.500	1-2	.500	4-6	.667	0	5	5	4.1	3	4	1	0	0	17	14.0
12/11/21	VS SOUTH DAKOTA ST.	*	27	1-9	.111	1-4	.250	3-4	.750	2	1	3	4.0	4	4	3	0	2	6	13.1
12/15/21	NEW MEXICO ST.		28	4-14	.286	1-6	.167	4-4	1.000	2	4	6	4.2	4	2	4	2	2	13	13.1
12/18/21	NORTHERN COLO.	*	21	3-13	.231	1-3	.333	4-4	1.000	0	3	3	4.1	2	3	1	0	3	11	12.9
12/22/21	VS BOISE ST.	*	22	5-16	.313	1-4	.250	0-0	.000	3	0	3	4.0	3	0	2	0	1	11	12.8
01/06/22	AT COLORADO								DNP											
01/08/22	AT UTAH		23	3-7	.429	0-2	.000	5-7	.714	3	3	6	4.2	2	3	1	0	0	11	12.6
01/13/22	STANFORD	*	29	2-9	.222	0-3	.000	2-5	.400	1	4	5	4.2	4	4	3	0	2	6	12.1
01/15/22	CALIFORNIA		27	2-6	.333	0-2	.000	3-4	.750	2	1	3	4.1	1	1	1	0	0	7	11.8
01/26/22	UTAH	*	24	4-11	.364	0-2	.000	2-2	1.000	3	1	4	4.1	3	2	2	0	3	10	11.7
01/30/22	COLORADO	*	28	3-10	.300	0-2	.000	4-6	.667	1	0	1	3.9	2	3	3	0	0	10	11.6
TOTAL			**450**	**66-184**	**.359**	**9-47**	**.191**	**56-75**	**.747**	**23**	**44**	**67**	**3.9**	**44**	**43**	**37**	**8**	**20**	**197**	**11.6**

CAREER/SEASON HIGHS

Minutes
Career — 54 vs Stanford, 2/20/21
Season — 30 (twice) vs Weber St., 12/8/21
Pac-12 — 54 vs Stanford, 2/20/21

Points
Career — 40 vs Stanford, 2/20/21
Season — 19 vs Winthrop, 11/22/21
Pac-12 — 40 vs Stanford, 2/20/21

Field Goals Made
Career — 12 (twice) vs Stanford, 2/20/21
Season — 7 at Idaho, 11/18/21
Pac-12 — 12 (twice) vs Stanford, 2/20/21

Field Goal Attempts
Career — 35 vs Stanford, 2/20/21
Season — 16 vs Boise State, 12/22/21
Pac-12 — 35 vs Stanford, 2/20/21

3-Pt Field Goals Made
Career — 8 vs Stanford, 2/20/21
Season — 2 vs Winthrop, 11/22/21
Pac-12 — 8 vs Stanford, 2/20/21

3-Pt Field Goal Attempts
Career — 18 vs Stanford, 2/20/21
Season — 6 vs NMSU, 12/15/21
Pac-12 — 18 vs Stanford, 2/20/21

Free Throws Made
Career — 9 (twice) at Washington, 2/28/20
Season — 7 vs Winthrop, 11/22/21
Pac-12 — 9 (twice) at Washington, 2/28/20

Free Throws Attempted
Career — 10 (four times) vs Stanford, 2/20/21
Season — 8 vs Winthrop, 11/22/21
Pac-12 — 10 (four times) vs Stanford, 2/20/21

Rebounds
Career — 9 (twice) vs Cal, 2/18/21
Season — 7 vs Seattle U, 11/12/21
Pac-12 — 9 vs Cal, 2/18/21

Assists
Career — 7 (twice) vs Cal, 2/18/21
Season — 5 at Idaho, 11/18/21
Pac-12 — 7 (twice) vs Cal, 2/18/21

Blocks
Career — 3 at ASU, 12/1/21
Season — 3 at ASU, 12/1/21
Pac-12 — 3 at ASU, 12/1/21

Steals
Career — 5, vs Colorado, 3/11/20
Season — 3 (three times) vs Utah, 1/26/22
Pac-12 — 4 (twice) vs Utah, 1/21/21

Most Recent Occurrences Noted

MISC. STATS

Category	Season	Career
Double-Figure Scoring	13	41
Double-Figure Rebounding	0	0
Double-Doubles	0	0
Triple-Doubles	0	0
Led WSU in Scoring	3	11
Led WSU in Rebounding	0	4
20+ Point Games	0	4
30+ Point Games	0	2
40+ Point Games	0	1

CAREER STATS

YEAR	GP	GS	MIN	AVG	FG	FGA	PCT	3FG	3FGA	3PCT	FT	FTA	PCT	OFF	DEF	TOT	AVG	PF	FO	AST	A/G	TO	BLK	STL	PTS	AVG
2019-20	29	13	628	21.7	59	161	.366	4	27	.148	57	79	.722	32	69	101	3.5	86	3	56	1.9	54	9	31	179	6.2
2020-21	27	27	808	29.9	128	315	.406	47	124	.379	78	97	.804	19	77	96	3.6	64	4	72	2.7	72	6	42	381	14.1
2021-22	17	14	454	26.7	66	184	.359	9	47	.191	56	75	.747	23	44	67	3.9	44	0	43	2.5	37	8	20	197	11.6
TOTAL	73	54	1890	25.9	253	660	.383	60	198	.303	191	251	.761	74	190	264	3.6	194	7	171	2.3	163	23	93	757	10.4

33

WILL**BURGHARDT**

5-11 | SENIOR | GUARD | LONGVIEW, WASH.

2021-22 GAME-BY-GAME STATISTICS

DATE	OPPONENT	GS	MIN	FGM/A	%	3FG/A	%	FTM/A	%	OFF	DEF	TOT	AVG	PF	AST	T/O	BLK	STL	PTS	PPG
11/09/21	ALCORN								DNP											
11/12/21	SEATTLE U								DNP											
11/15/21	UCSB								DNP											
11/18/21	AT IDAHO		1	0-0	.000	0-0	.000	0-0	.000	0	0	0	0.0	0	0	0	0	0	0	0.0
11/22/21	WINTHROP								DNP											
11/27/21	EASTERN WASH.								DNP											
12/01/21	AT ARIZONA ST.								DNP											
12/04/21	USC								DNP											
12/08/21	WEBER ST.		1	0-1	.000	0-0	.000	0-0	.000	0	0	0	0.0	0	0	0	0	0	0	0.0
12/11/21	VS SOUTH DAKOTA ST.								DNP											
12/15/21	NEW MEXICO ST.								DNP											
12/18/21	NORTHERN COLO.		0	0-0	.000	0-0	.000	0-0	.000	0	0	0	0.0	0	0	0	0	0	0	0.0
12/22/21	BOISE ST.								DNP											
01/06/22	AT COLORADO								DNP											
01/08/22	AT UTAH								DNP											
01/13/22	STANFORD								DNP											
01/15/22	CALIFORNIA								DNP											
01/26/22	UTAH								DNP											
01/30/22	COLORADO		1	0-0	.000	0-0	.000	0-0	.000	0	0	0	0.0	0	0	0	0	0	0	0.0
TOTAL			**3**	**0-1**	**.000**	**0-0**	**.000**	**0-0**	**.000**	**0**	**0**	**0**	**0.0**	**0**	**0**	**0**	**0**	**0**	**0**	**0.0**

CAREER/SEASON HIGHS

Minutes	
Career	1 (twice) vs Weber St., 12/8/21
Season	1 (twice) vs Weber St., 12/8/21
Pac-12	-
Points	
Career	-
Season	-
Pac-12	-
Field Goals Made	
Career	-
Season	-
Pac-12	-
Field Goal Attempts	
Career	1 vs Weber St., 12/8/21
Season	1 vs Weber St., 12/8/21
Pac-12	-
3-Pt Field Goals Made	
Career	-
Season	-
Pac-12	-
3-Pt Field Goal Attempts	
Career	-
Season	-
Pac-12	-
Free Throws Made	
Career	-
Season	-
Pac-12	-
Free Throws Attempted	
Career	-
Season	-
Pac-12	-
Rebounds	
Career	-
Season	-
Pac-12	-
Assists	
Career	-
Season	-
Pac-12	-
Blocks	
Career	-
Season	-
Pac-12	-
Steals	
Career	-
Season	-
Pac-12	-

Most Recent Occurrences Noted

MISC. STATS

Category	Season	Career
Double-Figure Scoring	0	0
Double-Figure Rebounding	0	0
Double-Doubles	0	0
Triple-Doubles	0	0
Led WSU in Scoring	0	0
Led WSU in Rebounding	0	0
20+ Point Games	0	0
30+ Point Games	0	0

CAREER STATS

YEAR	GP	GS	MIN	AVG	FG	FGA	PCT	3FG	3FGA	3PCT	FT	FTA	PCT	OFF	DEF	TOT	AVG	PF	FO	AST	A/G	TO	BLK	STL	PTS	AVG
2021-22	4	0	3	0.8	0	1	.000	0	0	.000	0	0	.000	0	0	0	0.0	0	0	0	0.0	0	0	0	0	0.0
TOTAL	4	0	3	0.8	0	1	.000	0	0	.000	0	0	.000	0	0	0	0.0	0	0	0	0.0	0	0	0	0	0.0



35

MOUHAMED**GUEYE**

6-11 | FRESHMAN | FORWARD | DAKAR, SENEGAL

2021-22 GAME-BY-GAME STATISTICS

DATE	OPPONENT	GS	MIN	FGM/A	%	3FG/A	%	FTM/A	%	OFF	DEF	TOT	AVG	PF	AST	T/O	BLK	STL	PTS	PPG
11/09/21	ALCORN	*	16	3-4	.750	0-0	.000	0-0	.000	1	1	2	2.0	3	0	1	0	0	6	6.0
11/12/21	SEATTLE U	*	21	3-7	.429	0-3	.000	4-7	.571	0	2	2	2.0	3	0	2	0	3	10	8.0
11/15/21	UCSB	*	23	3-8	.375	0-0	.000	2-4	.500	6	3	9	4.3	3	0	1	0	0	8	8.0
11/18/21	AT IDAHO	*	13	6-7	.857	0-0	.000	1-2	.500	0	6	6	4.8	3	0	1	1	1	13	9.3
11/22/21	WINTHROP	*	26	2-5	.400	0-1	.000	2-2	1.000	1	7	8	5.4	4	0	4	2	1	6	8.6
11/27/21	EASTERN WASH.	*	18	0-4	.000	0-0	.000	0-1	.000	1	1	2	4.8	4	2	2	2	2	0	7.2
12/01/21	AT ARIZONA ST.	*	26	2-6	.333	0-1	.000	1-2	.500	3	7	10	5.6	1	1	2	2	0	5	6.9
12/04/21	USC	*	24	2-5	.400	0-1	.000	0-0	.000	1	3	4	5.4	2	0	1	0	0	4	6.5
12/08/21	WEBER ST.	*	26	7-12	.583	0-0	.000	0-1	.000	5	5	10	5.9	2	1	1	1	0	14	7.3
12/11/21	VS SOUTH DAKOTA ST.	*	16	2-6	.333	0-0	.000	1-2	.500	4	2	6	5.9	4	0	1	0	1	5	7.1
12/15/21	NEW MEXICO ST.	*	24	2-5	.400	1-1	1.000	1-2	.500	1	0	1	5.5	3	0	0	0	1	6	7.0
12/18/21	NORTHERN COLO.	*	15	1-1	1.000	0-0	.000	0-0	.000	1	4	5	5.4	3	0	1	0	2	2	6.6
12/22/21	VS BOISE ST.	*	20	1-4	.250	0-1	.000	1-2	.500	0	4	4	5.3	5	0	1	0	0	3	6.3
01/06/22	AT COLORADO	*	17	1-2	.500	0-0	.000	0-2	.000	0	1	1	5.0	3	1	1	3	0	2	6.0
01/08/22	AT UTAH	*	22	5-6	.833	0-0	.000	1-1	1.000	1	2	3	4.9	3	0	0	1	1	11	6.3
01/13/22	STANFORD	*	29	8-13	.615	0-1	.000	0-2	.000	5	6	11	5.3	0	0	1	2	1	16	6.9
01/15/22	CALIFORNIA	*	23	3-7	.429	0-1	.000	3-5	.600	5	3	8	5.4	5	0	2	2	0	9	7.1
01/26/22	UTAH	*	22	4-5	.800	0-0	.000	0-1	.000	1	5	6	5.4	4	0	1	1	2	8	7.1
01/30/22	COLORADO	*	16	2-5	.400	1-2	.500	0-0	.000	1	2	3	5.3	4	0	1	0	0	5	7.0
TOTAL			**397**	**57-112**	**.509**	**2-12**	**.167**	**17-36**	**.472**	**37**	**64**	**101**	**5.3**	**59**	**5**	**24**	**17**	**15**	**133**	**7.0**

CAREER/SEASON HIGHS

Minutes	
Career	29 vs Stanford, 1/13/22
Season	29 vs Stanford, 1/13/22
Pac-12	29 vs Stanford, 1/13/22
Points	
Career	16 vs Stanford, 1/13/22
Season	16 vs Stanford, 1/13/22
Pac-12	16 vs Stanford, 1/13/22
Field Goals Made	
Career	8 vs Stanford, 1/13/22
Season	8 vs Stanford, 1/13/22
Pac-12	8 vs Stanford, 1/13/22
Field Goal Attempts	
Career	13 vs Stanford, 1/13/22
Season	13 vs Stanford, 1/13/22
Pac-12	13 vs Stanford, 1/13/22
3-Pt Field Goals Made	
Career	1 (twice) vs Colorado, 1/30/22
Season	1 (twice) vs Colorado, 1/30/22
Pac-12	1 vs Colorado, 1/30/22
3-Pt Field Goal Attempts	
Career	3 vs Seattle U, 11/12/21
Season	3 vs Seattle U, 11/12/21
Pac-12	2 vs Colorado, 1/30/22
Free Throws Made	
Career	4 vs Seattle U, 11/12/21
Season	4 vs Seattle U, 11/12/21
Pac-12	3 vs Cal, 1/15/22
Free Throws Attempted	
Career	7 vs Seattle U, 11/12/21
Season	7 vs Seattle U, 11/12/21
Pac-12	5 vs Cal, 1/15/22
Rebounds	
Career	11 vs Stanford, 1/13/22
Season	11 vs Stanford, 1/13/22
Pac-12	11 vs Stanford, 1/13/22
Assists	
Career	2 vs EWU, 11/27/21
Season	2 vs EWU, 11/27/21
Pac-12	1 (twice) at Colorado, 1/6/22
Blocks	
Career	3 at Colorado, 1/6/22
Season	3 at Colorado, 1/6/22
Pac-12	3 at Colorado, 1/6/22
Steals	
Career	3 vs Seattle U, 11/12/21
Season	3 vs Seattle U, 11/12/21
Pac-12	2 (twice) vs Utah, 1/26/22

Most Recent Occurrences Noted

MISC. STATS

Category	Season	Career
Double-Figure Scoring	5	5
Double-Figure Rebounding	3	3
Double-Doubles	2	2
Triple-Doubles	0	0
Led WSU in Scoring	1	1
Led WSU in Rebounding	8	8
20+ Point Games	0	0
30+ Point Games	0	0

CAREER STATS

YEAR	GP	GS	MIN	AVG	FG	FGA	PCT	3FG	3FGA	3PCT	FT	FTA	PCT	OFF	DEF	TOT	AVG	PF	FO	AST	A/G	TO	BLK	STL	PTS	AVG
2021-22	19	19	397	20.9	57	112	.509	2	12	.167	17	36	.472	37	64	101	5.3	59	2	5	0.3	24	17	15	133	7.0
TOTAL	19	19	397	20.9	57	112	.509	2	12	.167	17	36	.472	37	64	101	5.3	59	2	5	0.3	24	17	15	133	7.0

THE **LAST** TIME

A COUG SCORED 30 OR MORE POINTS:
40, Noah Williams, vs Stanford, Feb. 20, 2021

AN OPP SCORED 30 OR MORE POINTS:
33, Patrick Good, Winthrop, Nov. 22, 2021

A COUG COLLECTED 15 OR MORE REBOUNDS:
15, Efe Abogidi, vs Montana State, Dec. 18, 2020

AN OPP COLLECTED 15 OR MORE REBOUNDS:
16, Cheatham Zylan, Arizona State, Feb. 7, 2019

A COUG COLLECTED 10 OR MORE ASSISTS:
11, Malachi Flynn, vs Oregon, Mar. 1, 2018

AN OPP COLLECTED 10 OR MORE ASSISTS:
10, Rylan Jones, Utah, Jan. 21, 2021

A COUG HAD 5 OR MORE STEALS:
5, Noah Williams, vs Colorado, March 20, 2020

AN OPP HAD 5 OR MORE STEALS:
5, Chris Duarte, Oregon, Jan. 16, 2020

A COUG HAD 5 OR MORE BLOCKED SHOTS:
5, Dishon Jackson, vs Eastern Washington, Nov. 27, 2021

AN OPP HAD 5 OR MORE BLOCKED SHOTS:
5, Even Mobley, USC, Feb. 13, 2021

A COUG MADE 10 OR MORE FIELD GOALS:
12, Noah Williams, vs Stanford, Feb. 20, 2021

AN OPP MADE 10 OR MORE FIELD GOALS:
11, Patrick Good, Winthrop, Nov. 22, 2021

A COUG ATTEMPTED 20 OR MORE FIELD GOALS:
35, Noah Williams, vs Stanford, Feb. 20, 2021

AN OPP ATTEMPTED 20 OR MORE FIELD GOALS:
23, Remy Martin, Arizona State, Feb. 27, 2021

A COUG MADE 10 OR MORE FREE THROWS:
11, Isaac Bonton, vs Texas Southern, Nov. 25, 2020

AN OPP MADE 10 OR MORE FREE THROWS:
12, Mason Landdeck, Eastern Washington, Nov. 27, 2021

A COUG MADE 5 OR MORE 3-PT FIELD GOALS:
6, DJ Rodman, vs Northern Colorado, Dec. 18, 2021

AN OPP MADE 5 OR MORE 3-PT FIELD GOALS:
11, Patrick Good, Winthrop, Nov. 22, 2021

A COUG ATTEMPTED 10 OR MORE 3-PT FGS:
10, Tyrell Roberts, at Colorado, Jan/ 6, 2022

AN OPP ATTEMPTED 10 OR MORE 3-PT FGS:
19, Patrick Good, Winthrop, Nov. 22, 2021

WSU HAD 5 OR MORE COUGS IN DOUBLE-FIGURES:
at Utah, Jan. 8, 2022

AN OPP HAD 5 OR MORE PLAYERS IN DOUBLE-FIGURES:
Stanford, Feb. 20, 2021

WSU HAD 2 OR MORE COUGS POST A DOUBLE-DOUBLE:
CJ Elleby (20 pts, 10 rbd)
& Robert Franks (18 pts, 12 rbd) vs Cal, Mar. 2, 2019

AN OPP HAD 2 OR MORE PLAYERS POST A DOUBLE-DOUBLE:
Stone Gettings (19 pts, 12 rbds)
& Zeke Nnaji (10 pts, 10 rbds) Arizona, Feb. 1, 2020

WSU HAD A TRIPLE-DOUBLE:
Kyle Weaver (14 pts, 13 rbd, 10 ast), vs Stanford, Jan. 13, 2007

AN OPP HAD A TRIPLE-DOUBLE:

RECORD **WHEN**

Overall	**12-7**	Allowing fewer than five 3-pointers	3-2
At home	9-4	Allowing 5-9 3-pointers	8-4
On the road/Neutral	3-3	Allowing 10+ 3-pointers	1-1
In overtime	0-0	Making more FTs	9-3
After a win (won opener)	6-5	Making fewer FTs	3-4
After a loss	5-2	Making same FTs	0-0
Leading at halftime	11-6	Making fewer than 10 FTs	3-3
Trailing at halftime	1-1	Making 10-19 FTst	7-3
Tied at halftime	0-0	Making 20+ FTs	2-1
Leading by 1-5 at half	1-3	Opponent makes fewer than 10 FTs	2-1
Leading by 6-10 at half	2-1	Opponent makes 10-19 FTs	9-6
Leading by 10+ at half	8-2	Opponent makes 20+ FTs	1-0
Outscoring opp. in 2nd half	8-1	Outrebounding opponent	12-2
Outscored by opp. in 2nd half	4-6	Outrebounded by opponent	0-4
Scoring same points in 2nd half	0-0	Same rebounds	0-1
Leading with 5 minutes remaining	12-2	Fewer than 10 assists	4-4
Trailing with 5 minutes remaining	0-5	10-19 assists	8-3
Tied with 5 minutes remaining	0-0	20+ assists	0-0
Scoring fewer than 50 points	0-0	No blocks	0-0
Scoring 50-59 points	1-2	1-4 blocks	8-5
Scoring 60-69 points	1-2	5+ blocks	5-2
Scoring 70-79 points	5-3	Committing more turnovers	3-1
Scoring 80-89 points	2-0	Committing fewer turnovers	6-4
Scoring 90-99 points	2-0	Committing same turnovers	3-2
Scoring 100+ points	1-0	Committing fewer than 10 turnovers	3-1
Allowing 39 or fewer points	1-0	Committing 10-19 turnovers	9-6
Allowing 40-49 points	1-0	Committing 20+ turnovers	0-0
Allowing 50-59 points	3-1	Forcing fewer than 10 turnovers	1-0
Allowing 60-69 points	6-3	Forcing 10-19 turnovers	11-7
Allowing 70-79 points	0-2	Forcing 20+ turnovers	0-0
Allowing 80-89 points	1-1	In day games	4-4
Allowing 90+ points	0-0	In night games	8-3
Decided by 1 point	0-0	On Sunday	1-0
Decided by 2-3 points	0-3	On Monday	2-0
Decided by 4-5 points	0-3	On Tuesday	1-0
Decided by 6-9 points	3-1	On Wednesday	3-1
Decided by 10-19 points	4-0	On Thursday	1-2
Decided by 20+ points	5-0	On Friday	1-0
Higher field goal percentage	10-0	On Saturday	3-4
Lower field goal percentage	2-7	In November	5-1
Same field goal percentage	0-0	In December	3-4
Shooting less than 30%	0-0	In January	4-2
Shooting 30-39%	3-5	In February	0-0
Shooting 40-49%	6-2	In March	0-0
Shooting 50+ %	3-0	vs. Pac-12	5-3
Opponent shoots less than 30%	2-0	vs. Pac-12 at home	3-2
Opponent shoots 30-39%	9-1	vs. Pac-12 on the road	2-1
Opponent shoots 40-49%	1-3	vs. ranked opponents	0-1
Opponent shoots 50+ %	0-3	Winning the opening tip	7-4
More made 3-pt than opponent	9-6	Losing the opening tip	5-3
Fewer made 3-pt than opponent	1-1	Wearing White	8-4
Same made 3-pt than opponent	2-0	Wearing Crimson	2-2
Making fewer than five 3-pointers	1-0	Wearing Anthracite	2-1
Making 5-9 3-pointers	4-6		
Making 10+ 3-pointers	7-1		

THE LAST TIME **WSU BASKETBALL**

SCORING

Less than 40 points	25 Arizona at Tucson, 1/2/14
40-49 points	49 vs Arizona at Pullman, 2/1/20
90-99 points	94 vs Weber State at Pullman, 12/8/21
100+ points (regulation)	109 vs Idaho at Moscow, 11/18/21
100+ points	109 vs Idaho at Moscow, 11/18/21

OPPONENT SCORING

Less than 40 points	29 Arizona State at Tempe, 12/1/21
40-49 points	43 Colorado at Pullman, 1/30/22
90-99 points	91 UCLA at Los Angeles, 1/14/21
100+ points (regulation)	103 Creighton at St. Thomas, Virgin Islands, 11/18/16
100+ points	103 Creighton at St. Thomas, Virgin Islands, 11/18/16

FIELD GOAL PERCENTAGE

Less than .200 shooting	UNKNOWN
.200-.299 shooting	.280 (14-50) vs Texas Southern at Pullman, 11/25/20
.300-.399 shooting	.369 (24-65) vs Utah at Pullman, 1/26/22
.300-.399 shooting and won	.369 (24-65) vs Utah at Pullman, 1/26/22
.600 shooting or higher	.606 (40-66) vs Idaho at Moscow, 11/18/21

OPPONENT FIELD GOAL PERCENTAGE

Less than .200 shooting	.167 (9-54) Miss.Valley St. at Pullman, 11/15/08
.200-.299 shooting	.286 (16-56) Colorado at Pullman, 1/30/22
.300-.399 shooting	.391 (18-46) Utah at Pullman, 1/26/22
.300-399 shooting and won	.360 (18-50) Boise St. at Spokane, 12/22/21
.600 shooting or higher	.630 (29-46) Utah at Salt Lake City, 1/25/20

BASKETS MADE

40+ field goals made	(40-66) vs Idaho at Moscow, 11/18/21
10+ 3-point field goals made	(12-28) vs Colorado at Pullman, 1/30/22
15+ 3-point field goals made	(15-36) vs. CSUN at Pullman, 11/27/18
Did not make a 3-pointer	(0-6) vs. Oregon at Los Angeles, 3/12/09
Made 30+ free throws	(39-51) vs. Rider at Pullman, 12/17/18
Attempted 45+ free throws	(39-51) vs. Rider at Pullman, 12/17/18
Attempted less than five free throws	(2-4) vs. Oregon at Eugene, 1/27/19
Attempted 5-10 free throws	(6-9) vs Colorado at Pullman, 1/30/22
Attempted 11-15 free throws	(9-15) vs Boise St. at Spokane, 12/22/21
Attempted zero free throws in a half	vs Colorado (2nd) at Pullman, 1/30/22

OPPONENT BASKETS MADE

40+ field goals made	(40-71) Creighton at St. Thomas, Virgin Islands, 11/18/16
10+ 3-point field goals made	(10-16) South Dakota St. at Spokane, 12/11/21
15+ 3-point field goals made	(16-30) Winthrop at Pullman, 11/22/21
Did not make a 3-pointer	(0-15) Mississippi Valley State at Spokane, 11/24/07
Made 30+ free throws	(31-40) Colorado at Boulder, 2/11/16
Attempted 45+ free throws	(32-47) Colorado State at Fort Collins, 12/14/02
Attempted less than five free throws	(4-4) Santa Clara at Pullman, 12/17/16
Attempted 5-10 free throws	(5-7) Colorado at Pullman, 1/30/22
Attempted 11-15 free throws	(11-14) Utah at Pullman, 1/26/22
Attempted zero free throws in a half	California at Pullman (first), 1/17/19

REBOUNDS

Less than 10 rebounds	UNKNOWN
10-20 rebounds	20 (3 off/17 def) vs. Arizona at Tucson, 1/26/17
50+ rebounds	53 (15 off/38 def) at Arizona State at Tempe, 12/1/21
20+ rebound margin	+20 (48/24) at Washington at Seattle, 1/31/21

OPPONENT REBOUNDS

Less than 10 rebounds	7 Princeton at East Lansing, Mich., 12/29/92
10-20 rebounds	16 (2 off/14 def) Idaho State at Kennewick, 12/29/12
50+ rebounds	53 (15/38) Arizona at Pullman, 1/2/21
20+ rebound margin	+20 (49/29) Stanford at Palo Alto, 2/28/19

STEALS

10-14 steals	10 vs Utah at Pullman, 1/26/22
15+ steals	16 vs Wyoming at Pullman, 11/30/05

OPPONENT STEALS

10-14 steals	10 Stanford at Pullman, 1/13/22
15+ steals	15 Washington at Seattle, 2/28/20

ASSISTS

15-19 assists	16 at Utah at Salt Lake City, 1/8/22
20-25 assists	22 vs Cal at Pullman, 2/18/21
More than 25 assists	27 vs. CSUN at Pullman, 11/27/18

OPPONENT ASSISTS

15-19 assists	17 Colorado at Boulder, 1/6/22
20-25 assists	20 Stanford at Pullman, 2/20/21
More than 25 assists	30 Arizona at Tucson, 2/1/01

TURNOVERS

Less than 5 turnovers	3 vs Seattle U at Pullman, 11/7/19
5-10 turnovers	10 vs Utah at Pullman, 1/26/22
25-30 turnovers	25 vs. Kansas State at Manhattan, Kan., 12/5/09
31-35 turnovers	31 vs. UCLA at Los Angeles, 2/25/99
35 or more turnovers	37 vs. USC at Pullman, 1/10/65

OPPONENT TURNOVERS

Less than 5 turnovers	4 Washington at Seattle, 3/2/16
5-10 turnovers	8 Cal at Pullman, 1/15/22
25-30 turnovers	25 Gonzaga at Spokane, 12/8/10
31-35 turnovers	32 Prairie View A&M at Pullman, 11/24/01
35 or more turnovers	35 Central Connecticut State, 11/22/91

BLOCKED SHOTS

10+ blocked shots	11 vs Portland at Seattle, 11/23/10

OPPONENT BLOCKED SHOTS

10+ blocked shots	11 California at Berkeley, 1/12/13

FREE THROW PERCENTAGE

Less than .500	.400 (4-10) vs Stanford at Pullman, 1/13/22
.900-.999	.938 (15-16) vs Utah at Pullman, 1/26/22
1.000	1.000 (12-12) vs. USC at Pullman, 2/2/19

OPPONENT FREE THROW PERCENTAGE

Less than .500	.250 (2-8) Arizona State at Tempe, 12/1/21
.900-.999	.909 (10-11) Incarnate Word at Pullman, 12/21/19
1.000	1.000 (9-9) Utah at Pullman, 1/21/21

MARGIN OF VICTORY

1-point	69-68 vs. Santa Clara at Pullman, 12/17/16
2-points	67-65 vs Arizona St. at Pullman, 1/29/20
20-29 points	27 (70-43) vs Colorado at Pullman, 1/30/22
Back-to-back 20+ points	28 (82-54) vs Montana St. at Pullman, 12/18/20
	28 (90-62) vs Prairie View A&M at Pullman, 12/21/20
30-40 points	34 (94-60) vs Weber State at Pullman, 12/8/21
41-50 points	48 (109-61) vs Idaho at Moscow, 11/18/21
50+ points	51 (76-25) vs. Mississippi Valley State at Pullman, 11/15/08
30+ halftime lead	30 (47-17) vs. Sacramento State at Pullman, 11/30/10
Single-overtime win	vs. UCLA at Pullman, 1/4/20 (79-71)
Double-overtime win	vs. Washington at Pullman, 3/8/08 (76-73)
Triple-overtime win	vs Stanford at Pullman, 2/20/21 (85-76)

OPPONENT MARGIN OF VICTORY

1-point	71-70 (OT) Colorado at Spokane, 1/8/14
2-points	63-61 USC at Pullman, 12/4/21
20-29 points	21 (83-62) Arizona at Tucson, 3/5/20
Back-to-back 20+ points	20 (78-58) Oregon at Eugene, 1/27/19
	20 (87-67) UCLA at Pullman, 1/30/19
30-40 points	31 (91-61) UCLA at Los Angeles, 1/14/21
40+ points	48 (98-50) Stanford at Palo Alto, 2/28/19
30+ halftime lead	34 (19-53) Arizona at Pullman, 2/15/15
Single-overtime win	Arizona State at Tempe, 2/27/21 (77-74)
Double-overtime win	Arizona at Pullman, 1/2/21 (86-82)
Triple-overtime win	Oregon at Pullman, 1/14/99 (87-83)

TEAM GAME HIGH/LOWS

Washington St. - Game Highs

POINTS	109		at Idaho (11/18/2021)
	94		Weber St. (12/08/2021)
	92		Winthrop (11/22/2021)
	85		Alcorn (11/09/2021)
	82		Northern Colo. (12/18/2021)
FIELD GOALS MADE	40		at Idaho (11/18/2021)
	38		Weber St. (12/08/2021)
FIELD GOAL ATTEMPTS	67		vs South Dakota St. (N) (12/11/20
	66		Weber St. (12/08/2021)
	66		at Idaho (11/18/2021)
FIELD GOAL PERCENTAGE	.606	(40-66)	at Idaho (11/18/2021)
	.576	(38-66)	Weber St. (12/08/2021)
3 PT FG MADE	13		Weber St. (12/08/2021)
	12		Colorado (01/30/2022)
	12		at Utah (01/08/2022)
	12		Northern Colo. (12/18/2021)
3 PT FG ATTEMPTS	36		Alcorn (11/09/2021)
	35		vs South Dakota St. (N) (12/11/20
3 PT FG PERCENTAGE	.591	(13-22)	Weber St. (12/08/2021)
	.556	(10-18)	Winthrop (11/22/2021)
FREE THROWS MADE	28		Winthrop (11/22/2021)
	24		Eastern Wash. (11/27/2021)
	24		Alcorn (11/09/2021)
FREE THROW ATTEMPTS	37		Winthrop (11/22/2021)
	33		Seattle U (11/12/2021)
FREE THROW PERCENTAGE	.938	(15-16)	Utah (01/26/2022)
	.889	(16-18)	Northern Colo. (12/18/2021)
REBOUNDS	53		at Arizona St. (12/01/2021)
	46		Alcorn (11/09/2021)
ASSISTS	19		Weber St. (12/08/2021)
	18		at Idaho (11/18/2021)
STEALS	11		New Mexico St. (12/15/2021)
	10		Utah (01/26/2022)
BLOCKED SHOTS	8		at Arizona St. (12/01/2021)
	7		Eastern Wash. (11/27/2021)
	7		UC Santa Barbara (11/15/2021)
	7		Seattle U (11/12/2021)
TURNOVERS	17		Colorado (01/30/2022)
	17		Stanford (01/13/2022)
	17		New Mexico St. (12/15/2021)
FOULS	25		at Colorado (01/06/2022)

Washington St. - Game Lows

POINTS	51		at Arizona St. (12/01/2021)
	52		vs Boise St. (N) (12/22/2021)
	57		Stanford (01/13/2022)
	61		New Mexico St. (12/15/2021)
	61		Southern California (12/04/2021)
FIELD GOALS MADE	18		vs Boise St. (N) (12/22/2021)
	18		at Arizona St. (12/01/2021)
FIELD GOAL ATTEMPTS	52		Winthrop (11/22/2021)
	53		Colorado (01/30/2022)
FIELD GOAL PERCENTAGE	.305	(18-59)	vs Boise St. (N) (12/22/2021)
	.305	(18-59)	at Arizona St. (12/01/2021)
3 PT FG MADE	2		UC Santa Barbara (11/15/2021)
	6		California (01/15/2022)
3 PT FG ATTEMPTS	16		UC Santa Barbara (11/15/2021)
	18		Winthrop (11/22/2021)
3 PT FG PERCENTAGE	.125	(2-16)	UC Santa Barbara (11/15/2021)
	.257	(9-35)	vs South Dakota St. (N) (12/11/20
FREE THROWS MADE	4		Stanford (01/13/2022)
	5		Weber St. (12/08/2021)
FREE THROW ATTEMPTS	8		Weber St. (12/08/2021)
	9		Colorado (01/30/2022)
FREE THROW PERCENTAGE	.400	(4-10)	Stanford (01/13/2022)
	.571	(8-14)	at Arizona St. (12/01/2021)
REBOUNDS	31		at Colorado (01/06/2022)
	34		Stanford (01/13/2022)
	34		vs South Dakota St. (N) (12/11/20
	34		Southern California (12/04/2021)
	34		Eastern Wash. (11/27/2021)
ASSISTS	5		vs Boise St. (N) (12/22/2021)
	5		Eastern Wash. (11/27/2021)
STEALS	2		Weber St. (12/08/2021)
	3		California (01/15/2022)
BLOCKED SHOTS	2		at Utah (01/08/2022)
	2		vs Boise St. (N) (12/22/2021)
	2		Northern Colo. (12/18/2021)
TURNOVERS	5		at Idaho (11/18/2021)
	6		California (01/15/2022)
FOULS	13		Colorado (01/30/2022)
	13		California (01/15/2022)
	13		at Arizona St. (12/01/2021)

Opponent - Game Highs

POINTS	86		Winthrop (11/22/2021)
	83		at Colorado (01/06/2022)
	77		vs South Dakota St. (N) (12/11/2021)
	76		Eastern Wash. (11/27/2021)
	67		Alcorn (11/09/2021)
FIELD GOALS MADE	30		Winthrop (11/22/2021)
	29		at Colorado (01/06/2022)
FIELD GOAL ATTEMPTS	65		Winthrop (11/22/2021)
	60		Alcorn (11/09/2021)
FIELD GOAL PERCENTAGE	.538	(28-52)	vs South Dakota St. (N) (12/11/2021)
	.518	(29-56)	at Colorado (01/06/2022)
3 PT FG MADE	16		Winthrop (11/22/2021)
	10		vs South Dakota St. (N) (12/11/2021)
3 PT FG ATTEMPTS	32		Northern Colo. (12/18/2021)
	30		Winthrop (11/22/2021)
3 PT FG PERCENTAGE	.625	(10-16)	vs South Dakota St. (N) (12/11/2021)
	.533	(16-30)	Winthrop (11/22/2021)
FREE THROWS MADE	20		at Utah (01/08/2022)
	19		at Colorado (01/06/2022)
FREE THROW ATTEMPTS	27		at Colorado (01/06/2022)
	25		UC Santa Barbara (11/15/2021)
FREE THROW PERCENTAGE	.857	(18-21)	vs Boise St. (N) (12/22/2021)
	.833	(20-24)	at Utah (01/08/2022)
REBOUNDS	40		vs Boise St. (N) (12/22/2021)
	39		at Arizona St. (12/01/2021)
ASSISTS	17		at Colorado (01/06/2022)
	13		Utah (01/26/2022)
	13		Stanford (01/13/2022)
	13		vs South Dakota St. (N) (12/11/2021)
	13		Winthrop (11/22/2021)
STEALS	10		Stanford (01/13/2022)
	8		at Colorado (01/06/2022)
	8		Southern California (12/04/2021)
BLOCKED SHOTS	6		vs Boise St. (N) (12/22/2021)
	6		at Arizona St. (12/01/2021)
TURNOVERS	19		Utah (01/26/2022)
	19		Stanford (01/13/2022)
FOULS	29		Winthrop (11/22/2021)
	28		Alcorn (11/09/2021)

Opponent - Game Lows

POINTS	29		at Arizona St. (12/01/2021)
	43		Colorado (01/30/2022)
	54		Utah (01/26/2022)
	56		Northern Colo. (12/18/2021)
	57		California (01/15/2022)
FIELD GOALS MADE	12		at Arizona St. (12/01/2021)
	16		Colorado (01/30/2022)
FIELD GOAL ATTEMPTS	46		Utah (01/26/2022)
	49		Stanford (01/13/2022)
FIELD GOAL PERCENTAGE	.211	(12-57)	at Arizona St. (12/01/2021)
	.286	(16-56)	Colorado (01/30/2022)
3 PT FG MADE	2		Southern California (12/04/2021)
	2		UC Santa Barbara (11/15/2021)
3 PT FG ATTEMPTS	12		Southern California (12/04/2021)
	13		UC Santa Barbara (11/15/2021)
3 PT FG PERCENTAGE	.115	(3-26)	at Arizona St. (12/01/2021)
	.154	(2-13)	UC Santa Barbara (11/15/2021)
FREE THROWS MADE	2		at Arizona St. (12/01/2021)
	5		Colorado (01/30/2022)
FREE THROW ATTEMPTS	7		Colorado (01/30/2022)
	8		at Arizona St. (12/01/2021)
FREE THROW PERCENTAGE	.250	(2-8)	at Arizona St. (12/01/2021)
	.538	(7-13)	Southern California (12/04/2021)
REBOUNDS	24		Weber St. (12/08/2021)
	27		Alcorn (11/09/2021)
ASSISTS	4		vs Boise St. (N) (12/22/2021)
	6		Weber St. (12/08/2021)
	6		at Arizona St. (12/01/2021)
STEALS	0		at Idaho (11/18/2021)
	1		Northern Colo. (12/18/2021)
BLOCKED SHOTS	0		vs South Dakota St. (N) (12/11/2021)
	1		Colorado (01/30/2022)
	1		at Utah (01/08/2022)
	1		Eastern Wash. (11/27/2021)
TURNOVERS	8		California (01/15/2022)
	11		Southern California (12/04/2021)
	11		UC Santa Barbara (11/15/2021)
FOULS	11		Colorado (01/30/2022)
	13		Weber St. (12/08/2021)

INDIVIDUAL GAME HIGHS

Washington St. - Individual Game Highs

POINTS	25		Tyrell Roberts at Colorado (01/06/2022)
	24		Michael Flowers vs South Dakota St. (N) (12/11/2021
	23		Tyrell Roberts vs Eastern Wash. (11/27/2021)
	21		DJ Rodman vs Northern Colo. (12/18/2021)
	21		Michael Flowers vs Eastern Wash. (11/27/2021)
FIELD GOALS MADE	9		Tyrell Roberts at Colorado (01/06/2022)
	9		Michael Flowers vs South Dakota St. (N) (12/11/2021
FIELD GOAL ATTEMPTS	20		Tyrell Roberts at Colorado (01/06/2022)
	19		Michael Flowers vs South Dakota St. (N) (12/11/2021
FIELD GOAL PERCENTAGE (min 5 made)	1.000	(6-6)	Efe Abogidi at Colorado (01/06/2022)
	1.000	(5-5)	DJ Rodman vs Weber St. (12/08/2021)
3 PT FG MADE	6		DJ Rodman vs Northern Colo. (12/18/2021)
	5		Tyrell Roberts at Utah (01/08/2022)
	5		Michael Flowers vs New Mexico St. (12/15/2021)
	5		Michael Flowers vs Eastern Wash. (11/27/2021)
3 PT FG ATTEMPTS	13		Michael Flowers vs Eastern Wash. (11/27/2021)
	11		DJ Rodman vs Northern Colo. (12/18/2021)
	11		Michael Flowers vs South Dakota St. (N) (12/11/2021
3 PT FG PERCENTAGE (min 2 made)	1.000	(4-4)	DJ Rodman vs Weber St. (12/08/2021)
	1.000	(3-3)	TJ Bamba vs Southern California (12/04/2021)
	1.000	(2-2)	Andrej Jakimovski vs Weber St. (12/08/2021)
	1.000	(2-2)	Noah Williams vs Winthrop (11/22/2021)
	1.000	(2-2)	Andrej Jakimovski vs Winthrop (11/22/2021)
	1.000	(2-2)	Andrej Jakimovski at Idaho (11/18/2021)
FREE THROWS MADE	8		Michael Flowers vs California (01/15/2022)
	8		Tyrell Roberts vs Eastern Wash. (11/27/2021)
	8		Michael Flowers vs Winthrop (11/22/2021)
FREE THROW ATTEMPTS	11		Michael Flowers vs Winthrop (11/22/2021)
	9		Michael Flowers vs California (01/15/2022)
FREE THROW PERCENTAGE (min 3 made)	1.000	(8-8)	Tyrell Roberts vs Eastern Wash. (11/27/2021)
	1.000	(6-6)	Noah Williams vs Alcorn (11/09/2021)
	1.000	(5-5)	TJ Bamba vs Utah (01/26/2022)
	1.000	(5-5)	Tyrell Roberts vs Seattle U (11/12/2021)
	1.000	(4-4)	Efe Abogidi at Utah (01/08/2022)
	1.000	(4-4)	Tyrell Roberts at Colorado (01/06/2022)
	1.000	(4-4)	Noah Williams vs Northern Colo. (12/18/2021)
	1.000	(4-4)	Efe Abogidi vs Northern Colo. (12/18/2021)
	1.000	(4-4)	Noah Williams vs New Mexico St. (12/15/2021)
	1.000	(4-4)	Noah Williams vs Southern California (12/04/2021)
	1.000	(4-4)	Andrej Jakimovski vs Eastern Wash. (11/27/2021)
	1.000	(4-4)	Tyrell Roberts vs Winthrop (11/22/2021)
	1.000	(4-4)	Tyrell Roberts at Idaho (11/18/2021)
	1.000	(4-4)	Ryan Rapp at Idaho (11/18/2021)
	1.000	(4-4)	Michael Flowers vs Alcorn (11/09/2021)
	1.000	(3-3)	Michael Flowers vs Seattle U (11/12/2021)
	1.000	(3-3)	Efe Abogidi vs Alcorn (11/09/2021)
REBOUNDS	12		Andrej Jakimovski vs Boise St. (N) (12/22/2021)
	11		Efe Abogidi vs Colorado (01/30/2022)
	11		Mouhamed Gueye vs Stanford (01/13/2022)
STEALS	3		Andrej Jakimovski vs Colorado (01/30/2022)
	3		Noah Williams vs Utah (01/26/2022)
	3		TJ Bamba vs Stanford (01/13/2022)
	3		Michael Flowers vs Boise St. (N) (12/22/2021)
	3		Noah Williams vs Northern Colo. (12/18/2021)
	3		TJ Bamba vs New Mexico St. (12/15/2021)
	3		Michael Flowers vs New Mexico St. (12/15/2021)
	3		TJ Bamba vs Southern California (12/04/2021)
	3		Andrej Jakimovski vs Eastern Wash. (11/27/2021)
	3		Jefferson Koulibaly at Idaho (11/18/2021)
	3		Noah Williams vs UC Santa Barbara (11/15/2021)
	3		Mouhamed Gueye vs Seattle U (11/12/2021)
BLOCKED SHOTS	6		Efe Abogidi vs UC Santa Barbara (11/15/2021)
	5		Dishon Jackson vs Eastern Wash. (11/27/2021)
TURNOVERS	5		Noah Williams vs Winthrop (11/22/2021)

Opponent - Individual Game Highs

POINTS	33		Patrick Good vs Winthrop (11/22/2021)
	25		Amadou Sow vs UC Santa Barbara (11/15/2021)
	24		Mason Landdeck vs Eastern Wash. (11/27/2021)
	23		Noah Freidel vs South Dakota St. (N) (12/11/2021)
	22		Sir'Jabari Rice vs New Mexico St. (12/15/2021)
FIELD GOALS MADE	11		Patrick Good vs Winthrop (11/22/2021)
	8		Amadou Sow vs UC Santa Barbara (11/15/2021)
FIELD GOAL ATTEMPTS	19		Patrick Good vs Winthrop (11/22/2021)
	18		Teddy Allen vs New Mexico St. (12/15/2021)
FIELD GOAL PERCENTAGE (min 5 made)	1.000	(5-5)	Kur Jongkuch vs Northern Colo. (12/18/2021)
	.875	(7-8)	Evan Battey at Colorado (01/06/2022)
3 PT FG MADE	11		Patrick Good vs Winthrop (11/22/2021)
	4		Sir'Jabari Rice vs New Mexico St. (12/15/2021)
	4		Noah Freidel vs South Dakota St. (N) (12/11/2021)
	4		Russell Jones Jr. vs Winthrop (11/22/2021)
	4		Nate Robinson vs Seattle U (11/12/2021)
3 PT FG ATTEMPTS	19		Patrick Good vs Winthrop (11/22/2021)
	8		Dru Kuxhausen vs Northern Colo. (12/18/2021)
	8		Teddy Allen vs New Mexico St. (12/15/2021)
	8		Gabe Quinnett at Idaho (11/18/2021)
3 PT FG PERCENTAGE (min 2 made)	1.000	(3-3)	Zeke Mayo vs South Dakota St. (N) (12/11/2021)
	.800	(4-5)	Russell Jones Jr. vs Winthrop (11/22/2021)
FREE THROWS MADE	12		Mason Landdeck vs Eastern Wash. (11/27/2021)
	9		Abu Kigab vs Boise St. (N) (12/22/2021)
	9		Amadou Sow vs UC Santa Barbara (11/15/2021)
FREE THROW ATTEMPTS	14		Mason Landdeck vs Eastern Wash. (11/27/2021)
	11		Abu Kigab vs Boise St. (N) (12/22/2021)
	11		Amadou Sow vs UC Santa Barbara (11/15/2021)
FREE THROW PERCENTAGE (min 3 made)	1.000	(8-8)	Sir'Jabari Rice vs New Mexico St. (12/15/2021)
	1.000	(6-6)	Dusan Mahorcic at Utah (01/08/2022)
	1.000	(5-5)	Keeshawn Barthelemy at Colorado (01/06/2022)
	1.000	(5-5)	Teddy Allen vs New Mexico St. (12/15/2021)
	1.000	(4-4)	Rollie Worster vs Utah (01/26/2022)
	1.000	(4-4)	Both Gach at Utah (01/08/2022)
	1.000	(4-4)	Tyson Degenhart vs Boise St. (N) (12/22/2021)
	1.000	(4-4)	Matt Johnson vs Northern Colo. (12/18/2021)
	1.000	(4-4)	Tre'Shon Smoots vs Northern Colo. (12/18/2021)
	1.000	(4-4)	JJ Overton vs Weber St. (12/08/2021)
	1.000	(4-4)	Ethan Kilgore at Idaho (11/18/2021)
	1.000	(4-4)	Darrious Agnew vs Alcorn (11/09/2021)
	1.000	(4-4)	Dontrell McQuarter vs Alcorn (11/09/2021)
	1.000	(3-3)	Nique Clifford at Colorado (01/06/2022)
	1.000	(3-3)	Dillon Jones vs Weber St. (12/08/2021)
REBOUNDS	14		Andre Kelly vs California (01/15/2022)
	11		Amadou Sow vs UC Santa Barbara (11/15/2021)
ASSISTS	7		Darrion Trammell vs Seattle U (11/12/2021)
	6		Russell Jones Jr. vs Winthrop (11/22/2021)
STEALS	4		Julian Hammond III at Colorado (01/06/2022)
	3		Isa Silva vs Stanford (01/13/2022)
	3		Brandon Angel vs Stanford (01/13/2022)
	3		Baylor Scheierman vs South Dakota St. (N) (12/11/2
BLOCKED SHOTS	3		Naje Smith vs Boise St. (N) (12/22/2021)
	3		Enoch Boakye at Arizona St. (12/01/2021)
TURNOVERS	5		Rollie Worster vs Utah (01/26/2022)
	5		Bodie Hume vs Northern Colo. (12/18/2021)

CHARTING THE COUGS

Times Led WSU in Scoring

Tyrell Roberts	7
Michael Flowers	5
Noah Williams	3
Andrej Jakimovski	2
Efe Abogidi	1
DJ Rodman	1
Mouhamed Gueye	1

Times Led WSU in Rebounding

Mouhamed Gueye	8
Dishon Jackson	4
Efe Abogidi	4
Andrej Jakimovski	3
Michael Flowers	2
TJ Bamba	1
DJ Rodman	1

Times Led WSU in Assists

Michael Flowers	10
Noah Williams	5
Tyrell Roberts	4
Andrej Jakimovski	2
TJ Bamba	1
DJ Rodman	1
Mouhamed Gueye	1

Times Led WSU in Steals

TJ Bamba	7
Noah Williams	6
Michael Flowers	5
Andrej Jakimovski	3
Jefferson Koulibaly	2
Tyrell Roberts	1
Mouhamed Gueye	1
Efe Abogidi	1

Times Led WSU in Blocks

Efe Abogidi	12
Mouhamed Gueye	7
Dishon Jackson	2
TJ Bamba	2
Noah Williams	2
DJ Rodman	2
Andrej Jakimovski	1
Noah Williams	1
Ryan Rapp	1

Double-Figure Scoring Games

Michael Flowers	13
Noah Williams	12
Tyrell Roberts	11
TJ Bamba	7
Andrej Jakimovski	6
Efe Abogidi	5
Mouhamed Gueye	5
Dishon Jackson	2
DJ Rodman	2
Jefferson Koulibaly	1
Ryan Rapp	1

20-Plus Point Games

Michael Flowers	3
Tyrell Roberts	2
DJ Rodman	1

30-Plus Point Games

40-Plus Point Games

Double-Doubles

Mouhamed Gueye	2
Andrej Jakimovski	2
Dishon Jackson	1
DJ Rodman	1
Efe Abogidi	1

Consecutive Double-Figure Scoring Games (Active)

Andrej Jakimovski	3
Noah Williams	2
Tyrell Roberts	2
TJ Bamba	1
Michael Flowers	1

Double-Digit Scoring Halves

Tyrell Roberts	9 (4/5)
Michael Flowers	7 (3/4)
Noah Williams	4 (3/1)
TJ Bamba	2 (0/2)
DJ Rodman	2 (0/2)
Efe Abogidi	2 (1/1)
Mouhamed Gueye	2 (2/0)

Technical Fouls

Washington State	2
Opponents	1

Jump Balls Controlled

Washington State	11
Opponents	8
Dishon Jackson	*0/1*
Mouhamed Gueye	*11/18*

Record when winning tip (7-4)

Three-Point Plays	**(Made/Att)**
Washington State	17/27
Opponents	23/34
Dishon Jackson	*4/6*
DJ Rodman	*3/4*
Efe Abogidi	*3/3*
Michael Flowers	*2/2*
Noah Williams	*1/3*
Mouhamed Gueye	*1/3*
TJ Bamba	*1/3*
Tyrell Roberts	*1/2*
Andrej Jakimovski	*1/1*

Four-Point Plays

Washington State	0/1
Opponents	-

Consecutive Free Throws Made (Active)

Ryan Rapp	6
TJ Bamba	5
DJ Rodman	3
Jefferson Koulibaly	3
Efe Abogidi	3
Noah Williams	3
Michael Flowers	2
Tyrell Roberts	2
Carlos Rosario	2
Dishon Jackson	-
Mouhamed Gueye	-
Andrej Jakimovski	-

Longest streak of the season
Tyrell Roberts 25
(third longest streak in program history)

Five-Second Violations

Washington State	1
Opponents	2

Shot Clock Violations

Washington State	16
Opponents	14

Ten-Second Violations

Washington State	-
Opponents	1

First to Score

Washington State	11
Opponents	8

Record when scoring first (8-2)
Record when opp scores first (4-3)

First to Score for WSU

Michael Flowers	5
TJ Bamba	3
Mouhamed Gueye	3
Efe Abogidi	3
Dishon Jackson	2
Noah Williams	2
Tyrell Roberts	1

How WSU Scored First Points

3-Pointer	8
Layup	8
Jump Shot	2
Free Throw	1
Dunk	-

First Substitutions

Dishon Jackson	7
Andrej Jakimovski	4
Efe Abogidi	4
Tyrell Roberts	3
Noah Williams	2
TJ Bamba	2
Jefferson Koulibaly	1
DJ Rodman	1

Charges Drawn

Washington State	37
Opponents	16
Noah Williams	*9*
TJ Bamba	*5*
DJ Rodman	*5*
Tyrell Roberts	*4*
Michael Flowers	*4*
Jefferson Koulibaly	*3*
Mouhamed Gueye	*2*
Dishon Jackson	*2*
Andrej Jakimovski	*2*
Matt DeWolf	*1*

FIRST HALF POINTS

WASHINGTON STATE	677
OPPONENTS	502

SECOND HALF POINTS

WASHINGTON STATE	725
OPPONENTS	681

OVERTIME POINTS

WASHINGTON STATE	-
OPPONENTS	-

POINTS OFF TURNOVERS

WASHINGTON STATE	299 (15.7)
OPPONENTS	202 (10.6)

SECOND CHANCE POINTS

WASHINGTON STATE	240 (12.6)
OPPONENTS	178 (9.4)

POINTS IN THE PAINT

WASHINGTON STATE	502 (26.4)
OPPONENTS	426 (22.4)

FASTBREAK POINTS

WASHINGTON STATE	102 (5.4)
OPPONENTS	113 (5.9)

BENCH POINTS

WASHINGTON STATE	462 (24.3)
OPPONENTS	357 (18.8)

LARGEST WSU HALFTIME LEAD
21 vs Colorado (Jan. 30)

LARGEST WSU HALFTIME DEFICIT
8 vs South Dakota State (Dec. 11)

LARGEST WSU WIN
48 at Idaho (Nov. 18)

LARGEST WSU LOSS
6 vs Boise State (Dec. 22))

LARGEST WSU LEAD
54 (2nd) at Idaho (Nov. 18)

LARGEST WSU DEFICIT
10 (2nd) vs South Dakota State (Dec. 11)

LARGEST WSU DEFICIT IN WIN
6 (1st) vs Northern Colorado (Dec. 18)

SMALLEST WSU MARGIN OF VICTORY
6 vs Winthrop (Nov. 22)

SMALLEST OPP. MARGIN OF VICTORY
2 vs USC (Dec. 4)

GAME **COMPARISONS**

Opponent	1st	2nd	Score	Mar	Total FG	FG Pct	3-Pointers	3FG Pct	Free Throws	FT Pct	Rbds	Mar	Assist	TOver	Block	Steal	Fouls
Alcorn (11/09/21)	39-25	46-42	85-67	18	25-58/23-60	.431/.383	11-36/4-17	.306/.235	24-30/17-21	.800-.810	46/27	19	16/7	14/12	4/3	5/5	20/28
Seattle U (11/12/21)	35-32	44-29	79-61	18	26-54/19-55	.481/.345	8-23/8-24	.348/.333	19-33/15-20	.576-.750	39/35	4	9/9	12/13	7/4	4/4	22/26
UC Santa Barbara (11/15/21)	41-25	32-40	73-65	8	28-61/23-59	.459/.390	2-16/2-13	.125/.154	15-18/17-25	.833-.680	36/33	3	10/10	11/11	7/2	7/6	21/18
at Idaho (11/18/21)	47-29	62-32	109-61	48	40-66/18-59	.606/.305	10-22/7-24	.455/.292	19-23/18-22	.826-.818	43/29	14	18/11	5/13	4/3	7/0	20/19
Winthrop (11/22/21)	47-28	45-58	92-86	6	27-52/30-65	.519/.462	10-18/16-30	.556/.533	28-37/10-14	.757-.714	36/29	7	6/13	16/12	4/3	5/3	18/29
Eastern Wash. (11/27/21)	40-28	31-48	71-76	(5)	19-61/25-54	.311/.463	9-31/8-22	.290/.364	24-28/18-24	.857-.750	34/38	(4)	5/10	13/17	7/1	9/7	22/24
at Arizona St. (12/01/21)	18-10	33-19	51-29	22	18-59/12-57	.305/.211	7-24/3-26	.292/.115	8-14/2-8	.571-.250	53/39	14	8/6	15/15	8/6	4/5	13/16
Southern California (12/04/21)	32-30	33-29	61-63	(2)	22-58/27-54	.379/.500	8-20/2-12	.400/.167	9-11/7-13	.818-.538	34/32	2	8/11	12/11	5/4	4/8	17/16
Weber St. (12/08/21)	35-24	59-36	94-60	34	38-66/20-56	.576/.357	13-22/5-23	.591/.217	5-8/15-19	.625-.789	43/24	19	19/6	11/12	4/4	2/5	19/13
vs South Dakota St. (12/11/21)	31-39	43-38	74-77	(3)	25-67/28-52	.373/.538	9-35/10-16	.257/.625	15-18/11-15	.833-.733	34/36	(2)	11/13	8/18	4/0	6/5	17/15
New Mexico St. (12/15/21)	35-22	26-42	61-64	(3)	20-60/22-51	.333/.431	10-33/5-17	.303/.294	11-15/15-22	.733-.682	37/34	3	7/11	17/17	4/4	11/7	21/15
Northern Colo. (12/18/21)	41-26	41-30	82-56	26	27-63/17-53	.429/.321	12-33/9-32	.364/.281	16-18/13-17	.889-.765	42/32	10	14/9	8/17	2/2	8/1	19/17
vs Boise St. (12/22/21)	24-19	28-39	52-58	(6)	18-59/18-50	.305/.360	7-24/4-16	.292/.250	9-15/18-21	.600-.857	38/40	(2)	5/4	15/15	2/6	7/5	24/17
at Colorado (01/06/22)	38-37	40-46	78-83	(5)	28-61/29-56	.459/.518	7-26/6-15	.269/.400	15-21/19-27	.714-.704	31/36	(5)	12/17	11/17	4/2	8/8	25/17
at Utah (01/08/22)	40-30	37-31	77-61	16	26-58/18-51	.448/.353	12-30/5-22	.400/.227	13-17/20-24	.765-.833	39/33	6	16/8	13/13	2/1	5/4	22/17
Stanford (01/13/22)	35-26	22-36	57-62	(5)	23-57/23-49	.404/.469	7-26/6-19	.269/.316	4-10/10-17	.400-.588	34/34	0	10/13	17/19	3/3	8/10	16/17
California (01/15/22)	27-29	38-28	65-57	8	22-56/21-53	.393/.396	6-22/5-20	.273/.250	15-21/10-14	.714-.714	39/32	7	11/7	6/8	4/2	3/2	13/17
Utah (01/26/22)	33-25	38-29	71-54	17	24-65/18-46	.369/.391	8-31/7-20	.258/.350	15-16/11-14	.938-.786	39/29	10	8/13	10/19	4/3	10/3	14/20
Colorado (01/30/22)	39-18	31-25	70-43	27	26-53/16-56	.491/.286	12-28/6-18	.429/.333	6-9/5-7	.667-.714	39/30	9	12/8	17/16	5/1	8/6	13/11

Note: Game totals are displayed in the format TEAM/OPPONENT for each category

WSU **GAME** LEADERS

DATE	TIME	OPPONENT	W/L	SCORE	ATTEND	OVERALL	PAC-12	HIGH POINTS	HIGH REBOUNDS
11/9/21	12:00 pm	ALCORN STATE	W	85-67	2,572	1-0	0-0	(16)Roberts,Tyrell	(11)Flowers,Michael
11/12/21	7:00 pm	SEATTLE U	W	79-81	3,878	2-0	0-0	(17)Roberts,Tyrell	(9)Bamba,TJ
									(9)Jackson,Dishon
11/15/21	8:00 pm	UC SANTA BARBARA	W	73-65	2,927	3-0	0-0	(18)Abogidi,Efe	(9)Gueye,Mouhamed
11/18/21	6:00 pm	at Idaho	W	109-61	2,727	4-0	0-0	(16)Williams,Noah	(6)Gueye,Mouhamed
11/22/21	6:00 pm	WINTHROP	W	92-86	2,370	5-0	0-0	(20)Flowers,Michel	(8)Gueye,Mouhamed
									(8)Jackson,Dishon
11/27/21	4:30 pm	EASTERN WASHINGTON	L	71-76	2,720	5-1	0-0	(23)Roberts,Tyrell	(9)Flowers,Michael
12/1/21	5:30 pm	at Arizona State	W	51-29	6,793	6-1	1-0	(14)Williams,Noah	(10)Jackson,Dishon
									(10)Gueye, Mouhamed
12/4/21	3:00 pm	USC	L	61-63	4,069	6-2	1-1	(13)Flowers,Michael	(7)Jackson,Dishon
12/8/21	7:00 pm	WEBER STATE	W	94-60	2,900	7-2	1-1	(17)Williams,Noah	(10)Gueye,Mouhamed
12/11/21	12:00 pm	vs South Dakota State	L	74-77	1,686	7-3	1-1	(24)Flowers,Michael	(6)Gueye,Mouhamed
12/15/21	7:00 pm	NEW MEXICO STATE	L	61-66	2,702	7-4	1-1	(15)Flowers,Michael	(7)Abogidi,Efe
12/18/21	1:00 pm	NORTHERN COLORADO	W	82-56	2,438	8-4	1-1	(21)Rodman,DJ	(10)Rodman,DJ
12/22/21	5:00 pm	vs Boise State	L	52-58	4,018	8-5	1-1	(16)Roberts,Tyrell	(12)Jakimovski,Andrej
1/6/22	7:00 pm	at Colorado	L	78-83	5,5,43	8-6	1-2	(25)Roberts,Tyrell	(10)Abogidi,Efe
1/8/22	4:00 pm	at Utah	W	77-61	7,578	9-6	2-2	(17)Roberts,Tyrell	(7)Jakimovski,Andrej
1/13/22	3:15 pm	STANFORD	L	57-62	2,612	9-7	2-3	(16)Gueye,Mouhamed	(11)Gueye,Mouhamed
1/15/22	1:00 pm	CALIFORNIA	W	65-57	3,051	10-7	3-3	(16)Jakimovski,Andrej	(8)Gueye,Mouhamed
1/26/22	7:00 pm	UTAH	W	71-54	3,064	11-7	4-3	(15)Jakimovski,Andrej	(8)Jakimovski, Andrej
								(15)Roberts,Tyrell	(8)Abogidi,Efe
1/30/22	7:00 pm	COLORADO	W	70-43	2,647	12-7	5-3	(16)Flowers,Michael	(11)Abogidi,Efe

SEASON **HIGHLIGHTS**

Opponent	Result	Notes
ALCORN STATE (Nov. 9)	W, 85-67	Tyrell Roberts scored 16 points in his debut, the most for a Coug in their debut since 2016
SEATTLE U (Nov. 12)	W, 79-61	Four Cougs scored in double-figures including freshman Mouhamed Gueye (10pts) for the first time in his career
UCSB (Nov. 15)	W, 73-65	Efe Abogidi came up with a career-best 6 blocks, the most in a single game since 2015 for a Coug
at Idaho (Nov. 18)	W, 109-61	6 Cougs in double-figures as the Cougs posted the biggest win in the rivalry series in the 277th game all-time
WINTHROP (Nov. 22)	W, 92-86	Michael Flowers recorded his first 20-point game at WSU while hitting 8-of-11 from the line
EASTERN WASHINGTON (Nov. 27)	L, 71-76	The shorthanded Cougs fell short against regional rival, EWU, despite a pair of 20+ pt performances from their guards
at Arizona State (Dec. 1)	W, 51-29	The 29 points allowed were an all-time low in Pac play (dating back to 1968)
USC (Dec. 4)	L, 61-63	The Cougs just missed the upset of #20 USC as a game-winning three hit the front iron in the final seconds
WEBER ST. (Dec. 8)	W, 94-60	Defeated the previously unbeaten Wildcats as five Cougs scored in double-figures (Gueye posted a double-double)
vs South Dakota State (Dec. 11)	L, 74-77	WSU came back from two 10 point deficits before falling on a buzzer beating 3 in Spokane
NEW MEXICO STATE (Dec. 15)	L, 61-64	A last second game-tying three hit the side of the iron as the Cougs fell to the Aggies
NORTHERN COLORADO (Dec. 18)	W, 82-56	DJ Rodman produced a career game going for his first double-double with 21&10
vs Boise State (Dec. 22)	L, 52-58	Andrej Jakimovski produced his first career double-double with 11 points and a career high 12 rebounds
at Colorado (Jan. 6)	L, 78-83	The Cougs returned from a two-week pause led by Tyrell Robrerts 25 points and Efe Abogidi's double-double (16&10)
at Utah (Jan. 8)	W, 77-61	WSU won at Salt Lake City for the first time since 1946 as five Cougs scored in double-figures
STANFORD (Jan. 13)	L, 57-62	Mouhamed Gueye posted his first career Pac-12 double-double going for 16&11
CALIFORNIA (Jan. 15)	W, 65-57	Andrej Jakimovski scored a season-high 16 points to lead the Cougs to a comeback win over Cal
UTAH (Jan. 26)	W, 71-54	Off a Covid pause, the Cougs swept the season series with the Utes for the first time in program history
COLORADO (Jan. 30)	W, 70-43	WSU came up with it's largest margin of victory over Colorado (27 points) allowinng just 43 points in the win

PREVIOUS **BOX SCORES**

Official Basketball Box Score - Final
Alcorn at Washington St.
11/09/21 Beasley Coliseum, Pullman
2021-22 Men's Basketball

Game Time: 12:06 PM
Game Duration: 3:33
Attendance: 2,572

Officials: Randy McCall, Tim Marrion, John Paul Guerrero

Alcorn - 67 **Record: 0-1**

NO.	Name		Min	FG M-A	3P M-A	FT M-A	Rebounds OR	DR	TOT	Fouls PF	FD	TP	AS	TO	ST	Blocks BS	BA	+/-
0	Lenell Henry	C	23:26	3-10	1-2	2-4	0	0	0	4	4	9	0	0	0	2	0	-12
1	Dontrell McQuarter	G	20:30	2-4	0-1	4-4	1	1	2	4	3	8	0	1	0	0	0	-7
2	Byron Joshua	G	24:10	3-4	0-0	2-2	1	2	3	3	3	8	1	3	0	0	0	-14
3	Justin Thomas	G	24:08	3-6	0-1	0-0	0	2	2	2	0	6	3	1	1	0	0	-23
11	Oddyst Walker	G	24:29	3-10	1-5	1-1	2	0	2	3	1	8	0	0	0	0	0	-9
4	Darrious Agnew		16:56	2-9	0-0	4-4	3	2	5	4	6	8	0	3	1	1	3	-11
10	Paul King		19:29	4-7	0-2	2-2	0	2	2	1	0	10	2	1	2	0	0	0
13	Marco Morency		10:09	0-2	0-0	0-0	1	0	1	1	0	0	1	1	1	0	1	1
21	Ladarius Marshall		07:16	0-1	0-0	1-2	0	1	1	4	1	1	0	1	0	0	0	-4
5	Keondre Montgomery		14:55	0-3	0-3	0-0	0	1	1	0	0	0	0	0	0	0	0	-13
12	Dekedran Thorn		07:02	2-3	2-3	0-0	0	0	0	1	1	6	0	0	0	0	0	0
24	Mike Pajeaud		07:30	1-1	0-0	1-2	0	2	2	1	0	3	0	0	0	0	0	2
Team							3	3	6			0		1				
Totals				23-60	4-17	17-21	11	16	27	28	19	67	7	12	5	3	4	-18

Technical Fouls: Thomas 2nd 12:35

Shooting By Period		
1st FG%	10-28	35.7%
3PT%	1-9	11.1%
FT%	4-5	80%
2nd FG%	13-32	40.6%
3PT%	3-8	37.5%
FT%	13-16	81.3%
GM FG%	23-60	38.3%
3PT%	4-17	23.5%
FT%	17-21	81.0%

Dead Ball Rebounds: 3, 1

Washington St. - 85 **Record: 1-0**

NO.	Name		Min	FG M-A	3P M-A	FT M-A	Rebounds OR	DR	TOT	Fouls PF	FD	TP	AS	TO	ST	Blocks BS	BA	+/-
35	Mouhamed Gueye	F	16:14	3-4	0-0	0-0	1	1	2	3	1	6	0	1	0	0	0	11
21	Dishon Jackson	C	12:24	1-2	0-0	0-0	3	0	3	2	1	2	0	2	0	0	0	-3
2	Tyrell Roberts	G	31:15	6-12	4-9	0-0	0	0	0	1	0	16	2	2	0	0	1	20
12	Michael Flowers	G	27:26	2-7	1-5	4-4	1	10	11	2	3	9	6	2	2	1	0	8
24	Noah Williams	G	24:41	1-7	0-5	6-6	2	2	4	2	4	8	3	2	2	0	1	16
0	Efe Abogidi		22:09	3-5	0-2	3-3	3	4	7	2	5	9	0	1	1	2	0	19
11	DJ Rodman		07:33	0-1	0-1	0-0	1	1	2	2	2	0	0	0	0	0	0	-1
3	Jefferson Koulibaly		18:12	4-8	2-5	3-7	2	1	3	1	6	13	3	1	0	0	0	6
5	TJ Bamba		14:51	2-3	2-3	5-6	0	0	0	0	2	11	1	1	0	1	0	8
23	Andrej Jakimovski		19:00	3-9	2-6	1-2	4	4	8	3	2	9	1	2	0	0	1	7
14	Matt DeWolf		05:27	0-0	0-0	2-2	0	0	0	2	1	2	0	0	0	0	0	2
22	Ryan Rapp		00:48	0-0	0-0	0-0	0	0	0	0	0	0	0	0	0	0	0	-3
Team							2	4	6			0		0				
Totals				25-58	11-36	24-30	19	27	46	20	27	85	16	14	5	4	3	18

Technical Fouls: Flowers 2nd 15:23

Shooting By Period		
1st FG%	13-27	48.1%
3PT%	7-18	38.9%
FT%	6-7	85.7%
2nd FG%	12-31	38.7%
3PT%	4-18	22.2%
FT%	18-23	78.3%
GM FG%	25-58	43.1%
3PT%	11-36	30.6%
FT%	24-30	80.0%

Dead Ball Rebounds: 3, 0

	Alcorn	WSU
Biggest lead	2 (1st 16:53)	23 (2nd 17:05)
Best Scoring Run	8(2nd 13:45)	10(2nd 17:34)
Lead Changes	4	
Times Tied	3	
Time with Lead	01:52	35:36

Points from	Alcorn	WSU
Turnovers	9	13
Paint	20	24
Second Chance	16	18
Fast Breaks	10	14
Bench	28	44

Period by Period Scoring	1st	2nd	TOT
Alcorn	25	42	67
WSU	39	46	85

Official Basketball Box Score - Final
Seattle U at Washington St.
11/12/21 Beasley Coliseum, Pullman
2021-22 Men's Basketball

Game Time: 7:06 PM
Game Duration: 2:07
Attendance: 3,878

Officials: Michael Greenstein, Gregory Nixon, Casey McClellan

Seattle U - 61 **Record: 1-1**

NO.	Name		Min	FG M-A	3P M-A	FT M-A	Rebounds OR	DR	TOT	Fouls PF	FD	TP	AS	TO	ST	Blocks BS	BA	+/-
15	Emeka Udenyi	F	14:52	1-3	0-0	2-2	1	1	2	3	1	4	0	1	1	0	1	-16
2	Darrion Trammell	G	29:25	3-13	1-3	4-5	0	1	1	5	8	11	7	2	2	1	2	-6
5	Cameron Tyson	G	20:51	1-8	1-6	0-0	1	6	7	4	0	3	0	2	0	0	1	-16
11	Riley Grigsby	G	28:17	4-9	0-2	4-7	1	0	1	4	6	12	0	0	0	0	1	-23
33	Kobe Williamson	G	10:30	0-2	0-2	0-0	0	1	1	1	0	0	0	2	0	1	0	-12
13	Kyree Brown		17:45	0-1	0-1	2-2	0	2	2	2	3	2	1	3	0	0	0	-13
24	Nate Robinson		25:39	6-11	4-7	1-1	0	1	1	2	1	17	0	1	0	0	0	4
25	Brandton Chatfield		25:08	1-2	0-0	0-0	2	4	6	3	1	2	0	0	0	2	0	-2
21	Viktor Rajković		27:33	3-6	2-3	2-3	6	2	8	2	2	10	1	1	1	0	2	-6
Team							3	3	6			0		1				
Totals				19-55	8-24	15-20	14	21	35	26	22	61	9	13	4	4	7	-18

Technical Fouls: Trammell 2nd 3:52

Shooting By Period		
1st FG%	11-26	42.3%
3PT%	5-13	38.5%
FT%	5-7	71.4%
2nd FG%	8-29	27.6%
3PT%	3-11	27.3%
FT%	10-13	76.9%
GM FG%	19-55	34.5%
3PT%	8-24	33.3%
FT%	15-20	75.0%

Dead Ball Rebounds: 2, 0

Washington St. - 79 **Record: 2-0**

NO.	Name		Min	FG M-A	3P M-A	FT M-A	Rebounds OR	DR	TOT	Fouls PF	FD	TP	AS	TO	ST	Blocks BS	BA	+/-
0	Efe Abogidi	F	14:41	0-3	0-1	2-4	1	1	2	1	2	2	0	2	0	4	1	4
35	Mouhamed Gueye	F	21:16	3-7	0-3	4-7	0	2	2	3	7	10	0	2	3	0	0	5
2	Tyrell Roberts	G	19:20	4-9	4-8	5-5	0	1	1	3	2	17	1	0	0	0	0	21
12	Michael Flowers	G	25:49	2-5	1-4	3-3	0	0	0	1	1	8	1	0	0	0	0	9
24	Noah Williams	G	30:18	6-10	0-1	1-5	2	5	7	2	7	13	2	1	0	1	1	22
21	Dishon Jackson		18:19	6-7	0-0	1-3	2	7	9	3	3	13	1	3	0	1	0	15
3	Jefferson Koulibaly		17:23	2-2	1-1	1-2	1	0	1	3	1	6	0	2	0	0	0	-8
5	TJ Bamba		26:25	2-7	2-4	2-4	5	4	9	3	2	8	2	0	0	1	1	11
23	Andrej Jakimovski		21:03	0-2	0-1	0-0	0	4	4	1	1	0	2	2	0	0	0	6
11	DJ Rodman		04:42	1-1	0-0	0-0	1	0	1	2	0	2	0	0	0	0	0	6
14	Matt DeWolf		00:44	0-1	0-0	0-0	0	0	0	0	0	0	0	0	1	0	1	-1
Team							2	1	3			0		0				
Totals				26-54	8-23	19-33	14	25	39	22	26	79	9	12	4	7	4	18

Technical Fouls: NONE

Shooting By Period		
1st FG%	13-29	44.8%
3PT%	6-15	40.0%
FT%	3-9	33.3%
2nd FG%	13-25	52.0%
3PT%	2-8	25.0%
FT%	16-24	66.7%
GM FG%	26-54	48.1%
3PT%	8-23	34.8%
FT%	19-33	57.6%

Dead Ball Rebounds: 7, 0

	SU	WSU
Biggest lead	4 (1st 18:16)	20 (2nd 1:10)
Best Scoring Run	6(1st 7:37)	10(1st 15:46)
Lead Changes	1	
Times Tied	0	
Time with Lead	02:01	37:05

Points from	SU	WSU
Turnovers	10	14
Paint	18	28
Second Chance	10	23
Fast Breaks	2	0
Bench	31	29

Period by Period Scoring	1st	2nd	TOT
SU	32	29	61
WSU	35	44	79

Official Basketball Box Score - Final
UC Santa Barbara at Washington St.
11/15/21 Beasley Coliseum, Pullman
2021-22 Men's Basketball

Game Time: 8:05 PM
Game Duration: 1:47
Attendance: 2,928

Officials: Eric Curry, Deron White, Jimmy Casas

UC Santa Barbara - 65 **Record: 1-1**

NO.	Name		Min	FG M-A	3P M-A	FT M-A	Rebounds OR	DR	TOT	Fouls PF	FD	TP	AS	TO	ST	Blocks BS	BA	+/-
5	Miles Norris	F	32:07	1-6	0-2	0-0	2	3	5	0	0	2	0	1	1	1	1	-19
12	Amadou Sow	F	32:59	8-16	0-1	9-11	6	5	11	3	7	25	0	1	1	0	1	-13
2	Josh Pierre-Louis	G	28:31	1-7	0-0	1-2	1	3	4	2	4	3	2	1	0	0	2	-18
3	Ajare Sanni	G	30:20	4-17	1-6	3-4	2	2	4	2	3	12	5	1	1	0	2	-16
10	Calvin Wishart	G	19:17	2-4	0-1	0-0	0	3	3	2	2	4	1	3	3	1	1	-13
0	Sekou Touré		09:38	2-2	0-0	0-0	0	1	1	1	0	4	0	2	0	0	0	6
13	Ajay Mitchell		25:10	2-3	0-1	2-3	0	0	0	3	2	6	2	1	0	0	0	10
24	Robinson Idehen		12:33	2-2	0-0	2-5	2	0	2	3	3	6	0	0	0	0	0	13
1	Jay Nagle		02:21	0-0	0-0	0-0	0	0	0	0	0	0	0	0	0	0	0	3
4	Cole Anderson		07:04	1-2	1-2	0-0	0	0	0	2	0	3	0	0	0	0	0	7
Team							3	0	3			0		1				
Totals				23-59	2-13	17-25	16	17	33	18	21	65	10	11	6	2	7	-8

Technical Fouls: NONE

Shooting By Period		
1st FG%	8-26	30.8%
3PT%	1-6	16.7%
FT%	8-11	72.7%
2nd FG%	15-33	45.5%
3PT%	1-7	14.3%
FT%	9-14	64.3%
GM FG%	23-59	39.0%
3PT%	2-13	15.4%
FT%	17-25	68.0%

Dead Ball Rebounds: 5, 1

Washington St. - 73 **Record: 3-0**

NO.	Name		Min	FG M-A	3P M-A	FT M-A	Rebounds OR	DR	TOT	Fouls PF	FD	TP	AS	TO	ST	Blocks BS	BA	+/-
0	Efe Abogidi	F	28:08	6-7	0-0	6-7	2	6	8	2	5	18	2	0	2	6	0	13
35	Mouhamed Gueye	F	22:48	3-8	0-0	2-4	6	3	9	3	2	8	0	1	0	0	0	5
2	Tyrell Roberts	G	31:42	4-13	1-5	2-2	0	3	3	3	4	11	1	3	0	0	1	12
12	Michael Flowers	G	30:02	4-10	1-7	2-2	0	4	4	2	2	11	5	1	1	0	1	14
24	Noah Williams	G	26:54	6-12	0-1	1-1	0	5	5	3	4	13	1	1	3	0	0	10
5	TJ Bamba		18:14	1-6	0-3	2-2	1	1	2	2	0	4	1	1	1	1	0	-1
21	Dishon Jackson		05:30	0-0	0-0	0-0	0	0	0	4	1	0	0	0	0	0	0	0
11	DJ Rodman		20:05	2-3	0-0	0-0	1	1	2	0	0	4	0	0	0	0	0	-2
3	Jefferson Koulibaly		05:02	0-0	0-0	0-0	0	0	0	1	0	0	0	1	0	0	0	-5
14	Matt DeWolf		06:22	1-1	0-0	0-0	1	0	1	1	0	2	0	1	0	0	0	-5
23	Andrej Jakimovski		05:13	1-1	0-0	0-0	0	0	0	0	0	2	0	0	0	0	0	-1
Team							2	0	2			0		2				
Totals				28-61	2-16	15-18	13	23	36	21	18	73	10	11	7	7	2	8

Technical Fouls: NONE

Shooting By Period		
1st FG%	18-34	52.9%
3PT%	1-9	11.1%
FT%	4-4	100%
2nd FG%	10-27	37.0%
3PT%	1-7	14.3%
FT%	11-14	78.6%
GM FG%	28-61	45.9%
3PT%	2-16	12.5%
FT%	15-18	83.3%

Dead Ball Rebounds: 5, 0

	UCSB	WSU
Biggest lead	1 (1st 18:26)	23 (1st 3:09)
Best Scoring Run	7(1st 1:03)	10(1st 15:40)
Lead Changes	2	
Times Tied	0	
Time with Lead	00:20	39:16

Points from	UCSB	WSU
Turnovers	19	16
Paint	38	44
Second Chance	16	11
Fast Breaks	8	12
Bench	19	12

Period by Period Scoring	1st	2nd	TOT
UCSB	25	40	65
WSU	41	32	73

Official Basketball Box Score - Final
Washington St. at Idaho
11/18/21 ICCU Arena, Moscow
2021-22 Men's Basketball

Game Time: 6:00 PM
Game Duration: 1:53
Attendance: 2,727

Officials: Tommy Nunez, Shawn Lehigh, D.G. Nelson

Washington St. - 109 **Record: 4-0**

NO.	Name		Min	FG M-A	3P M-A	FT M-A	Rebounds OR	DR	TOT	Fouls PF	FD	TP	AS	TO	ST	Blocks BS	BA	+/-
0	Efe Abogidi	F	17:02	5-6	0-0	2-2	1	4	5	2	1	12	1	1	0	1	0	22
35	Mouhamed Gueye	F	13:34	6-7	0-0	1-2	0	6	6	3	3	13	0	1	1	1	0	17
2	Tyrell Roberts	G	21:14	0-5	0-4	4-4	2	1	3	3	2	4	0	0	1	0	0	19
12	Michael Flowers	G	22:50	5-7	3-4	0-0	0	2	2	2	0	13	0	1	0	0	0	23
24	Noah Williams	G	26:26	7-12	0-0	2-3	0	2	2	2	3	16	5	0	0	1	1	29
21	Dishon Jackson		16:40	0-1	0-0	3-4	2	2	4	4	4	3	0	0	0	0	0	27
5	TJ Bamba		22:37	4-6	1-3	2-2	1	4	5	0	2	11	1	1	1	0	0	30
11	DJ Rodman		18:13	3-6	1-3	1-2	2	2	4	0	1	8	5	0	1	0	1	18
3	Jefferson Koulibaly		20:11	4-8	1-3	0-0	0	5	5	3	1	9	3	1	3	0	1	35
14	Matt DeWolf		04:11	0-0	0-0	0-0	0	0	0	0	0	0	1	0	0	0	0	-4
23	Andrej Jakimovski		09:55	3-4	2-2	0-0	0	0	0	0	0	8	2	0	0	1	0	18
22	Ryan Rapp		06:05	3-4	2-3	4-4	0	1	1	1	2	12	0	0	0	0	0	9
33	Will Burghardt		01:02	0-0	0-0	0-0	0	0	0	0	0	0	0	0	0	0	0	-3
Team							2	4	6			0		0				
Totals				40-66	10-22	19-23	10	33	43	20	19	109	18	5	7	4	3	48

Technical Fouls: NONE

Shooting By Period		
1st FG%	21-36	58.3%
3PT%	1-6	16.7%
FT%	4-4	100%
2nd FG%	19-30	63.3%
3PT%	9-16	56.3%
FT%	15-19	78.9%
GM FG%	40-66	60.6%
3PT%	10-22	45.5%
FT%	19-23	82.6%

Dead Ball Rebounds: 1, 0

Idaho - 61 **Record: 1-3**

NO.	Name		Min	FG M-A	3P M-A	FT M-A	Rebounds OR	DR	TOT	Fouls PF	FD	TP	AS	TO	ST	Blocks BS	BA	+/-
15	Philip Pepple, Jr.	F	23:11	0-4	0-0	3-4	3	5	8	3	3	3	0	0	0	0	1	-43
3	Mikey Dixon	G	24:21	2-9	1-3	7-8	0	3	3	1	6	12	2	2	0	0	0	-25
4	Trevante Anderson	G	27:55	3-10	1-4	0-0	0	2	2	2	2	7	2	4	0	0	1	-24
21	Gabe Quinnett	G	22:41	2-9	2-8	0-0	0	1	1	1	0	6	0	0	0	0	1	-8
23	Rashad Smith	G	24:35	1-6	0-1	1-1	1	2	3	1	2	3	1	1	0	0	1	-28
2	Yusef Salih		12:49	2-8	1-3	0-0	1	0	1	1	0	5	1	0	0	0	0	-21
32	Tanner Christensen		16:49	2-2	0-0	3-4	0	2	2	5	3	7	0	2	0	2	0	-5
10	Nolan Bertain		17:19	2-5	1-4	0-0	0	0	0	2	0	5	0	0	0	1	0	-40
20	Ethan Kilgore		15:25	2-3	0-0	4-4	4	1	5	1	3	8	1	1	0	0	0	-20
5	Jemeil King		12:05	1-2	0-0	0-1	0	1	1	1	1	2	4	3	0	0	0	-24
11	Kendall McHugh		02:50	1-1	1-1	0-0	0	0	0	1	0	3	0	0	0	0	0	-2
Team							1	2	3			0		0				
Totals				18-59	7-24	18-22	10	19	29	19	20	61	11	13	0	3	4	-48

Technical Fouls: NONE

Shooting By Period		
1st FG%	9-25	36.0%
3PT%	4-9	44.4%
FT%	7-10	70%
2nd FG%	9-34	26.5%
3PT%	3-15	20.0%
FT%	11-12	91.7%
GM FG%	18-59	30.5%
3PT%	7-24	29.2%
FT%	18-22	81.8%

Dead Ball Rebounds: 2, 0

	WSU	UID
Biggest lead	54 (2nd 1:39)	4 (1st 17:03)
Best Scoring Run	13(2nd 4:59)	8(1st 4:13)
Lead Changes	2	
Times Tied	2	
Time with Lead	35:38	01:40

Points from	WSU	UID
Turnovers	28	6
Paint	40	16
Second Chance	14	11
Fast Breaks	12	3
Bench	51	30

Period by Period Scoring	1st	2nd	TOT
WSU	47	62	109
UID	29	32	61

PREVIOUS **BOX SCORES**

Official Basketball Box Score - Final
Winthrop at Washington St.
11/22/21 Beasley Coliseum, Pullman
2021-22 Men's Basketball

Game Time: 6:02 PM
Game Duration: 2:13
Attendance: 2,370

Officials: Frank Harvey, Rick Batsell, Randy Richardson

Winthrop - 86 **Record: 2-3**

NO.	Name		Min	FG M-A	3P M-A	FT M-A	Rebounds OR	DR	TOT	Fouls PF	FD	TP	AS	TO	ST	Blocks BS	BA	+/-
30	D.J. Burns Jr.	F	24:16	7-14	0-0	0-0	2	1	3	5	4	14	0	2	0	1	0	-9
33	Chase Claxton	F	28:16	2-5	0-1	1-3	2	3	5	4	4	5	0	1	0	0	1	-12
3	Micheal Anumba	G	33:18	1-5	1-2	8-9	1	4	5	5	6	11	2	1	0	1	1	6
11	Drew Buggs	G	11:42	0-1	0-0	0-0	0	0	0	1	1	0	1	1	0	0	0	-6
32	Josh Corbin	G	11:53	0-2	0-2	0-0	0	0	0	1	0	0	0	3	0	1	0	-10
5	Patrick Good		35:50	11-19	11-19	0-0	0	7	7	3	0	33	2	1	1	0	0	-2
21	Jamal King		09:36	0-3	0-1	0-0	0	1	1	3	1	0	1	0	1	0	1	0
2	Sin'Cere McMahon		07:29	0-0	0-0	0-0	0	0	0	0	0	0	0	1	0	0	0	-13
00	Russell Jones Jr.		23:08	7-11	4-5	1-2	1	0	1	5	1	19	6	1	0	0	0	11
4	Kelton Talford		14:32	2-5	0-0	0-0	0	3	3	2	1	4	1	1	1	0	1	5
Team							3	1	4			0		0				
Totals				30-65	16-30	10-14	9	20	29	29	18	86	13	12	3	3	4	-6

Shooting By Period		
1st FG%	12-31	38.7%
3PT%	3-8	37.5%
FT%	1-2	50%
2nd FG%	18-34	52.9%
3PT%	13-22	59.1%
FT%	9-12	75%
GM FG%	30-65	46.2%
3PT%	16-30	53.3%
FT%	10-14	71.4%

Dead Ball Rebounds: 3, 0

Technical Fouls::NONE

Washington St. - 92 **Record: 5-0**

NO.	Name		Min	FG M-A	3P M-A	FT M-A	Rebounds OR	DR	TOT	Fouls PF	FD	TP	AS	TO	ST	Blocks BS	BA	+/-
0	Efe Abogidi	F	11:56	2-4	0-0	0-0	3	1	4	4	1	4	0	0	0	0	0	-4
35	Mouhamed Gueye	F	26:16	2-5	0-1	2-2	1	7	8	4	4	6	0	4	1	2	0	5
2	Tyrell Roberts	G	29:21	3-5	3-5	4-4	0	2	2	2	2	13	1	1	0	0	0	8
12	Michael Flowers	G	29:25	5-8	2-4	8-11	0	1	1	1	7	20	2	1	0	0	0	9
24	Noah Williams	G	29:41	5-11	2-2	7-8	1	4	5	2	6	19	3	5	1	0	1	4
21	Dishon Jackson		27:22	2-4	0-0	3-6	2	6	8	2	5	7	0	1	1	2	1	6
11	DJ Rodman		14:59	3-5	0-2	3-4	1	1	2	1	2	9	0	0	0	0	0	5
5	TJ Bamba		17:28	3-6	1-2	1-2	1	2	3	0	2	8	0	1	2	0	1	0
3	Jefferson Koulibaly		05:47	0-2	0-0	0-0	0	0	0	1	0	0	0	1	0	0	0	-5
23	Andrej Jakimovski		07:45	2-2	2-2	0-0	0	1	1	1	0	6	0	1	0	0	0	2
Team							0	2	2			0		1				
Totals				27-52	10-18	28-37	9	27	36	18	29	92	6	16	5	4	3	6

Shooting By Period		
1st FG%	18-33	54.5%
3PT%	7-14	50.0%
FT%	4-4	100%
2nd FG%	9-19	47.4%
3PT%	3-4	75.0%
FT%	24-33	72.7%
GM FG%	27-52	51.9%
3PT%	10-18	55.6%
FT%	28-37	75.7%

Dead Ball Rebounds: 5, 0

Technical Fouls::NONE

	WIN	WSU
Biggest lead	0 (1st 20:00)	24 (2nd 13:42)
Best Scoring Run	7(1st 2:00)	9(1st 14:07)
Lead Changes	0	
Times Tied	0	
Time with Lead	00:00	38:19

Points from	WIN	WSU
Turnovers	11	14
Paint	24	28
Second Chance	16	10
Fast Breaks	5	2
Bench	56	30

Period by Period Scoring	1st	2nd	TOT
WIN	28	58	86
WSU	47	45	92

Official Basketball Box Score - Final
Eastern Wash. at Washington St.
11/27/21 Beasley Coliseum, Pullman
2021-22 Men's Basketball

Game Time: 4:36 PM
Game Duration: 2:15
Attendance: 2,720

Officials: Mike Scyphers, Mike Reed, Crystal Hogan

Eastern Wash. - 76 **Record: 3-3**

NO.	Name		Min	FG M-A	3P M-A	FT M-A	Rebounds OR	DR	TOT	Fouls PF	FD	TP	AS	TO	ST	Blocks BS	BA	+/-
2	Steele Venters	F	20:54	3-6	2-3	0-0	0	2	2	4	1	8	1	2	0	0	0	4
10	Ethan Price	F	29:14	4-7	2-3	2-3	1	3	4	5	5	12	1	3	0	1	2	13
13	Angelo Allegri	F	32:38	4-11	1-5	1-1	1	5	6	1	1	10	2	1	1	0	0	-1
20	Linton Acliese	F	13:14	4-6	0-2	0-0	1	2	3	2	0	8	0	1	0	0	0	-7
11	Rylan Bergersen	G	32:24	4-6	1-1	1-1	1	7	8	2	3	10	3	4	3	0	1	6
24	Mason Landdeck		28:49	5-12	2-6	12-14	0	2	2	3	7	24	2	3	2	0	2	18
25	Imhotep George		12:43	0-1	0-1	0-1	0	4	4	2	1	0	0	0	0	0	0	1
31	Casey Jones		14:48	1-1	0-0	2-4	2	0	2	2	3	4	1	2	0	0	0	5
55	Ellis Magnuson		02:10	0-1	0-0	0-0	0	1	1	0	0	0	0	1	0	0	1	-8
15	Yousef Elkugia		11:13	0-3	0-1	0-0	1	2	3	1	0	0	0	0	1	0	1	-3
23	Michael Folarin		01:53	0-0	0-0	0-0	0	0	0	2	0	0	0	0	0	0	0	-3
Team							1	2	3			0		0				
Totals				25-54	8-22	18-24	8	30	38	24	21	76	10	17	7	1	7	5

Shooting By Period		
1st FG%	11-26	42.3%
3PT%	2-10	20.0%
FT%	4-6	66.7%
2nd FG%	14-28	50.0%
3PT%	6-12	50.0%
FT%	14-18	77.8%
GM FG%	25-54	46.3%
3PT%	8-22	36.4%
FT%	18-24	75.0%

Dead Ball Rebounds: 5, 0

Technical Fouls: George 2nd 12:04

Washington St. - 71 **Record: 5-1**

NO.	Name		Min	FG M-A	3P M-A	FT M-A	Rebounds OR	DR	TOT	Fouls PF	FD	TP	AS	TO	ST	Blocks BS	BA	+/-
0	Efe Abogidi	F	12:36	1-6	0-0	1-2	3	1	4	2	5	3	0	0	0	0	1	1
11	DJ Rodman	F	31:55	1-6	0-3	2-2	4	4	8	1	1	4	1	1	0	0	0	-5
35	Mouhamed Gueye	F	18:12	0-4	0-0	0-1	1	1	2	4	2	0	2	2	2	2	0	7
2	Tyrell Roberts	G	29:20	6-13	3-8	8-8	0	1	1	5	3	23	1	2	2	0	0	14
12	Michael Flowers	G	35:16	7-18	5-13	2-2	2	7	9	1	1	21	1	2	0	0	0	-4
3	Jefferson Koulibaly		16:20	1-6	0-4	2-2	0	1	1	3	4	4	0	3	2	0	0	-10
21	Dishon Jackson		21:31	2-3	0-0	5-7	2	2	4	2	6	9	0	2	0	5	0	-9
23	Andrej Jakimovski		27:27	1-5	1-3	4-4	0	3	3	4	2	7	0	1	3	0	0	-12
22	Ryan Rapp		07:23	0-0	0-0	0-0	0	1	1	0	0	0	0	0	0	0	0	-7
Team							0	1	1			0		0				
Totals				19-61	9-31	24-28	12	22	34	22	24	71	5	13	9	7	1	-5

Shooting By Period		
1st FG%	10-33	30.3%
3PT%	5-15	33.3%
FT%	15-16	93.8%
2nd FG%	9-28	32.1%
3PT%	4-16	25.0%
FT%	9-12	75%
GM FG%	19-61	31.1%
3PT%	9-31	29.0%
FT%	24-28	85.7%

Dead Ball Rebounds: 4, 0

Technical Fouls: Jackson 2nd 4:47

	EWU	WSU
Biggest lead	7 (2nd 1:02)	19 (1st 1:58)
Best Scoring Run	17(2nd 17:30)	13(1st 16:45)
Lead Changes	8	
Times Tied	2	
Time with Lead	10:16	28:21

Points from	EWU	WSU
Turnovers	13	26
Paint	28	14
Second Chance	11	10
Fast Breaks	6	6
Bench	28	20

Period by Period Scoring	1st	2nd	TOT
EWU	28	48	76
WSU	40	31	71

Official Basketball Box Score - Final
Washington St. at Arizona St.
12/02/21 Desert Financial Arena, Tempe
2021-22 Men's Basketball

Game Time: 12:30 AM
Game Duration: 1:52
Attendance: 6,793

Officials: Randy McCall, Gerry Pollard, Frank Harvey,III

Washington St. - 51 **Record: 6-1 (1-0)**

NO.	Name		Min	FG M-A	3P M-A	FT M-A	Rebounds OR	DR	TOT	Fouls PF	FD	TP	AS	TO	ST	Blocks BS	BA	+/-
35	Mouhamed Gueye	F	26:28	2-6	0-1	1-2	3	7	10	1	1	5	1	2	0	2	1	22
21	Dishon Jackson	C	26:07	4-8	0-0	2-2	2	8	10	1	2	10	1	0	0	2	2	20
2	Tyrell Roberts	G	29:49	2-11	2-6	0-0	1	3	4	1	1	6	2	1	1	0	1	20
12	Michael Flowers	G	35:51	3-12	3-8	0-0	1	5	6	1	0	9	1	1	0	0	0	27
24	Noah Williams	G	28:32	4-11	2-4	4-6	1	3	4	4	7	14	1	4	1	3	2	28
0	Efe Abogidi		15:27	2-3	0-1	0-0	2	4	6	2	1	4	1	2	0	0	0	3
11	DJ Rodman		15:01	1-3	0-1	1-2	3	1	4	0	3	3	0	0	0	0	0	3
5	TJ Bamba		11:35	0-4	0-2	0-2	1	1	2	0	1	0	0	2	1	0	0	0
3	Jefferson Koulibaly		03:56	0-0	0-0	0-0	0	1	1	0	0	0	1	2	1	0	0	-7
23	Andrej Jakimovski		05:14	0-1	0-1	0-0	0	2	2	2	0	0	0	0	0	1	0	2
14	Matt DeWolf		01:00	0-0	0-0	0-0	0	0	0	1	0	0	0	0	0	0	0	-4
22	Ryan Rapp		01:00	0-0	0-0	0-0	0	0	0	0	0	0	0	0	0	0	0	-4
Team							1	3	4			0		1				
Totals				18-59	7-24	8-14	15	38	53	13	16	51	8	15	4	8	6	22

Shooting By Period		
1st FG%	7-29	24.1%
3PT%	2-10	20.0%
FT%	2-7	28.6%
2nd FG%	11-30	36.7%
3PT%	5-14	35.7%
FT%	6-7	85.7%
GM FG%	18-59	30.5%
3PT%	7-24	29.2%
FT%	8-14	57.1%

Dead Ball Rebounds: 3, 0

Technical Fouls::NONE

Arizona St. - 29 **Record: 2-6 (0-1)**

NO.	Name		Min	FG M-A	3P M-A	FT M-A	Rebounds OR	DR	TOT	Fouls PF	FD	TP	AS	TO	ST	Blocks BS	BA	+/-
2	Jalen Graham	F	18:37	0-1	0-1	0-2	0	4	4	1	2	0	0	1	0	1	0	-17
4	Kimani Lawrence	F	21:27	2-4	0-0	2-2	1	2	3	2	2	6	0	2	0	0	2	-13
0	DJ Horne	G	34:38	5-13	2-7	0-0	0	1	1	2	1	12	1	3	1	0	0	-19
1	Luther Muhammad	G	16:33	1-3	0-2	0-0	0	2	2	1	0	2	1	1	2	0	0	-14
3	Marreon Jackson	G	19:09	1-10	0-5	0-0	0	2	2	3	2	2	1	2	0	0	1	-16
5	Jay Heath		25:19	1-8	0-3	0-0	0	2	2	1	2	2	0	1	0	0	2	-12
14	Enoch Boakye		16:58	0-2	0-0	0-2	1	7	8	2	2	0	0	2	0	3	1	-9
32	Alonzo Gaffney		24:25	1-8	1-4	0-0	0	5	5	3	0	3	0	1	0	2	1	-12
55	Jamiya Neal		20:52	1-8	0-4	0-2	1	0	1	1	2	2	3	0	2	0	1	-6
12	Micah Burno		01:00	0-0	0-0	0-0	0	0	0	0	0	0	0	0	0	0	0	4
15	John Olmsted		01:00	0-0	0-0	0-0	0	1	1	0	0	0	0	0	0	0	0	4
Team							7	3	10			0		2				
Totals				12-57	3-26	2-8	10	29	39	16	13	29	6	15	5	6	8	-22

Shooting By Period		
1st FG%	4-24	16.7%
3PT%	2-15	13.3%
FT%	0-6	0%
2nd FG%	8-33	24.2%
3PT%	1-11	9.1%
FT%	2-2	100%
GM FG%	12-57	21.1%
3PT%	3-26	11.5%
FT%	2-8	25.0%

Dead Ball Rebounds: 3, 0

Technical Fouls::NONE

	WSU	ASU
Biggest lead	26 (2nd 1:04)	0 (1st 20:00)
Best Scoring Run	10(1st 17:25)	5(1st 9:32)
Lead Changes	0	
Times Tied	0	
Time with Lead	39:39	00:00

Points from	WSU	ASU
Turnovers	9	11
Paint	22	14
Second Chance	12	6
Fast Breaks	6	7
Bench	7	7

Period by Period Scoring	1st	2nd	TOT
WSU	18	33	51
ASU	10	19	29

Official Basketball Box Score - Final
Southern California at Washington St.
12/04/21 Beasley Coliseum, Pullman
2021-22 Men's Basketball

Game Time: 3:00 PM
Game Duration: 1:53
Attendance: 4,069

Officials: Chris Rastatter, Verne Harris, Mike Scyphers

Southern California - 63 **Record: 8-0 (2-0)**

NO.	Name		Min	FG M-A	3P M-A	FT M-A	Rebounds OR	DR	TOT	Fouls PF	FD	TP	AS	TO	ST	Blocks BS	BA	+/-
1	Chevez Goodwin	F	22:44	6-11	0-0	2-2	3	2	5	4	3	14	0	3	1	0	1	7
3	Isaiah Mobley	F	36:50	3-11	1-4	2-4	1	4	5	1	3	9	2	1	1	0	2	5
0	Boogie Ellis	G	29:07	3-7	0-3	0-0	0	4	4	3	0	6	2	1	1	0	0	6
13	Drew Peterson	G	32:11	5-7	0-0	3-6	2	4	6	3	5	13	2	3	1	1	1	2
20	Ethan Anderson	G	22:40	2-5	0-2	0-0	0	4	4	0	1	4	4	1	0	1	0	4
23	Max Agbonkpolo		23:43	4-5	1-1	0-0	0	1	1	2	2	9	0	1	1	1	0	-4
24	Joshua Morgan		17:16	4-5	0-0	0-1	1	1	2	1	3	8	0	1	0	1	0	-5
5	Isaiah White		03:10	0-1	0-0	0-0	0	0	0	1	0	0	0	0	0	0	1	-3
21	Reese Dixon-Waters		12:19	0-2	0-2	0-0	0	1	1	1	0	0	1	0	3	0	0	-2
Team							2	2	4			0		0				
Totals				27-54	2-12	7-13	9	23	32	16	17	63	11	11	8	4	5	2

Shooting By Period		
1st FG%	13-25	52.0%
3PT%	1-5	20.0%
FT%	3-6	50%
2nd FG%	14-29	48.3%
3PT%	1-7	14.3%
FT%	4-7	57.1%
GM FG%	27-54	50.0%
3PT%	2-12	16.7%
FT%	7-13	53.8%

Dead Ball Rebounds: 1, 1

Technical Fouls::NONE

Washington St. - 61 **Record: 6-2 (1-1)**

NO.	Name		Min	FG M-A	3P M-A	FT M-A	Rebounds OR	DR	TOT	Fouls PF	FD	TP	AS	TO	ST	Blocks BS	BA	+/-
0	Efe Abogidi	F	23:05	3-4	1-1	0-0	3	2	5	2	3	7	1	1	0	3	0	1
35	Mouhamed Gueye	F	23:23	2-5	0-1	0-0	1	3	4	2	0	4	0	1	0	0	0	-9
2	Tyrell Roberts	G	17:27	0-7	0-3	0-0	0	0	0	2	0	0	1	1	0	0	0	-5
12	Michael Flowers	G	31:40	4-9	3-5	2-3	1	2	3	1	3	13	1	1	1	0	0	-5
24	Noah Williams	G	27:32	4-14	0-4	4-4	0	1	1	1	4	12	2	3	0	1	2	-14
21	Dishon Jackson		19:49	2-5	0-0	2-3	2	5	7	4	2	6	0	0	0	1	0	0
5	TJ Bamba		20:58	3-5	3-3	0-0	0	4	4	4	2	9	1	2	3	0	0	6
3	Jefferson Koulibaly		05:53	1-1	1-1	0-0	0	0	0	0	0	3	1	1	0	0	0	4
11	DJ Rodman		19:05	2-4	0-1	1-1	4	0	4	0	1	5	1	1	0	0	1	9
23	Andrej Jakimovski		11:08	1-4	0-1	0-0	0	2	2	1	1	2	0	0	0	0	1	3
Team							0	4	4			0		1				
Totals				22-58	8-20	9-11	11	23	34	17	16	61	8	12	4	5	4	-2

Shooting By Period		
1st FG%	11-27	40.7%
3PT%	4-7	57.1%
FT%	6-8	75%
2nd FG%	11-31	35.5%
3PT%	4-13	30.8%
FT%	3-3	100%
GM FG%	22-58	37.9%
3PT%	8-20	40.0%
FT%	9-11	81.8%

Dead Ball Rebounds: 3, 0

Technical Fouls::NONE

	USC	WSU
Biggest lead	7 (2nd 17:32)	7 (1st 9:27)
Best Scoring Run	12(2nd 17:32)	9(1st 9:27)
Lead Changes	7	
Times Tied	7	
Time with Lead	10:37	24:12

Points from	USC	WSU
Turnovers	9	9
Paint	38	28
Second Chance	8	13
Fast Breaks	4	0
Bench	17	25

Period by Period Scoring	1st	2nd	TOT
USC	30	33	63
WSU	32	29	61

PREVIOUS **BOX SCORES**

Official Basketball Box Score - Final

Weber St. at Washington St.

12/08/21 Beasley Coliseum, Pullman
2021-22 Men's Basketball

Game Time: 7:06 PM
Game Duration: 1:50
Attendance: 2,900

Officials: Michael Irving, Shawn Lehigh, Glen Mayberry

Weber St. - 60 Record: 8-1

NO.	Name		Min	FG M-A	3P M-A	FT M-A	Rebounds OR	DR	TOT	Fouls PF	FD	TP	AS	TO	ST	Blocks BS	BA	+/-
2	Dillon Jones	F	32:50	6-12	1-2	3-3	2	5	7	1	4	16	2	3	3	0	2	-12
34	Cody Carlson	C	17:34	1-3	0-2	0-0	0	1	1	1	0	2	0	0	0	1	0	-32
5	Seikou Sisoho Jawara	G	32:44	3-8	1-3	4-5	0	0	0	3	3	11	1	2	0	0	0	-20
15	Koby McEwen	G	36:12	3-11	3-7	3-6	0	3	3	3	5	12	1	2	1	0	1	-23
24	JJ Overton	G	34:18	4-9	0-1	4-4	1	5	6	3	5	12	1	3	1	0	1	-24
11	Michal Kozak		12:16	0-4	0-3	0-0	0	2	2	0	0	0	0	0	0	2	0	-4
0	Zahir Porter		15:18	3-7	0-3	1-1	0	2	2	0	1	7	1	1	0	0	0	-17
44	Dyson Koehler		13:56	0-1	0-1	0-0	0	1	1	2	1	0	0	0	0	1	0	-23
3	KJ Cunningham		02:26	0-1	0-1	0-0	0	0	0	0	0	0	0	1	0	0	0	-7
4	David Nzekwesi		02:26	0-0	0-0	0-0	0	0	0	0	0	0	0	0	0	0	0	-8
Team							1	1	2			0		0				
Totals				20-56	5-23	15-19	4	20	24	13	19	60	6	12	5	4	4	-34

Technical Fouls::NONE

Shooting By Period		
1st FG%	8-26	30.8%
3PT%	3-10	30.0%
FT%	5-7	71.4%
2nd FG%	12-30	40.0%
3PT%	2-13	15.4%
FT%	10-12	83.3%
GM FG%	20-56	35.7%
3PT%	5-23	21.7%
FT%	15-19	78.9%

Dead Ball Rebounds: 2, 1

Washington St. - 94 Record: 7-2

NO.	Name		Min	FG M-A	3P M-A	FT M-A	Rebounds OR	DR	TOT	Fouls PF	FD	TP	AS	TO	ST	Blocks BS	BA	+/-
0	Efe Abogidi	F	19:06	3-5	0-0	0-0	1	4	5	1	0	6	1	2	0	1	0	-2
35	Mouhamed Gueye	F	25:28	7-12	0-0	0-1	5	5	10	2	2	14	1	1	0	1	1	29
5	TJ Bamba	G	23:53	6-9	2-3	0-0	0	2	2	3	1	14	1	3	0	1	0	2
12	Michael Flowers	G	26:49	5-9	3-7	0-0	0	4	4	1	1	13	5	2	0	0	0	21
24	Noah Williams	G	29:48	6-12	1-2	4-6	0	5	5	3	5	17	4	1	0	0	3	10
23	Andrej Jakimovski		24:42	2-3	2-2	0-0	1	3	4	4	0	6	1	2	2	0	0	20
2	Tyrell Roberts		21:20	3-8	1-3	1-1	0	4	4	2	3	8	5	0	0	0	0	28
22	Ryan Rapp		06:39	0-1	0-1	0-0	0	1	1	0	0	0	0	0	0	1	0	18
11	DJ Rodman		18:59	5-5	4-4	0-0	1	3	4	3	1	14	1	0	0	0	0	34
14	Matt DeWolf		02:26	1-1	0-0	0-0	0	1	1	0	0	2	0	0	0	0	0	8
33	Will Burghardt		00:50	0-1	0-0	0-0	0	0	0	0	0	0	0	0	0	0	0	2
Team							1	2	3			0		0				
Totals				38-66	13-22	5-8	9	34	43	19	13	94	19	11	2	4	4	34

Technical Fouls: Flowers 2nd4:20

Shooting By Period		
1st FG%	15-34	44.1%
3PT%	4-10	40.0%
FT%	1-1	100%
2nd FG%	23-32	71.9%
3PT%	9-12	75.0%
FT%	4-7	57.1%
GM FG%	38-66	57.6%
3PT%	13-22	59.1%
FT%	5-8	62.5%

Dead Ball Rebounds: 1, 0

	Weber	WSU
Biggest lead	3 (1st 17:20)	34 (2nd 0:33)
Best Scoring Run	8(2nd 7:28)	10(1st 8:15)
Lead Changes	6	
Times Tied	2	
Time with Lead	07:08	31:16

Points from	Weber	WSU
Turnovers	8	14
Paint	28	40
Second Chance	5	11
Fast Breaks	4	7
Bench	7	30

Period by Period Scoring	1st	2nd	TOT
Weber	24	36	60
WSU	35	59	94

Official Basketball Box Score - Final

South Dakota St. at Washington St.

12/11/21 Spokane Veterans Memorial Arena, Spokane
2021-22 Men's Basketball

Game Time: 12:00 PM
Game Duration: 2:25
Attendance: 1,686

Officials: Michael Greenstein, Kevin Brill, Rick O'Neil

South Dakota St. - 77 Record: 9-3

NO.	Name		Min	FG M-A	3P M-A	FT M-A	Rebounds OR	DR	TOT	Fouls PF	FD	TP	AS	TO	ST	Blocks BS	BA	+/-
32	Matt Dentlinger	F	17:32	4-6	0-0	0-0	1	2	3	2	0	8	1	1	0	0	1	-2
35	Douglas Wilson	F	22:03	1-4	0-0	2-3	1	1	2	3	3	4	1	3	0	0	0	-15
3	Baylor Scheierman	G	35:28	4-10	3-6	0-0	0	8	8	0	3	11	3	3	3	0	0	0
15	Noah Freidel	G	35:28	7-13	4-6	5-7	0	3	3	2	3	23	0	4	1	0	2	0
34	Alex Arians	G	15:11	0-0	0-0	0-0	0	0	0	0	0	0	1	1	0	0	0	-10
2	Zeke Mayo		30:19	6-7	3-3	2-2	1	6	7	3	5	17	3	2	0	0	0	19
13	Luke Appel		16:50	2-6	0-0	2-3	2	3	5	4	3	6	2	4	0	0	1	7
30	Charlie Easley		27:09	4-6	0-1	0-0	1	2	3	1	0	8	2	0	1	0	0	16
Team							2	3	5			0		0				
Totals				28-52	10-16	11-15	8	28	36	15	17	77	13	18	5	0	4	3

Technical Fouls::NONE

Shooting By Period		
1st FG%	13-26	50.0%
3PT%	7-10	70.0%
FT%	6-8	75%
2nd FG%	15-26	57.7%
3PT%	3-6	50.0%
FT%	5-7	71.4%
GM FG%	28-52	53.8%
3PT%	10-16	62.5%
FT%	11-15	73.3%

Dead Ball Rebounds: 1, 0

Washington St. - 74 Record: 7-3

NO.	Name		Min	FG M-A	3P M-A	FT M-A	Rebounds OR	DR	TOT	Fouls PF	FD	TP	AS	TO	ST	Blocks BS	BA	+/-
0	Efe Abogidi	F	18:27	1-2	0-0	2-2	0	5	5	1	1	4	0	2	0	2	0	6
35	Mouhamed Gueye	F	15:49	2-6	0-0	1-2	4	2	6	4	1	5	0	1	1	0	0	-10
5	TJ Bamba	G	38:11	7-15	2-8	3-4	2	3	5	1	3	19	0	0	0	2	0	-1
12	Michael Flowers	G	32:15	9-19	4-11	2-2	0	1	1	1	2	24	5	1	0	0	0	14
24	Noah Williams	G	27:18	1-9	1-4	3-4	2	1	3	4	2	6	4	3	2	0	0	3
2	Tyrell Roberts		07:17	0-5	0-4	0-0	1	0	1	1	0	0	0	0	0	0	0	-18
11	DJ Rodman		23:34	2-4	1-3	2-2	2	1	3	3	3	7	1	0	1	0	0	2
14	Matt DeWolf		07:39	1-1	0-0	0-0	0	4	4	0	1	2	0	0	1	0	0	-5
23	Andrej Jakimovski		18:51	1-1	0-0	2-2	2	0	2	0	1	4	0	1	0	0	0	-7
22	Ryan Rapp		10:39	1-5	1-5	0-0	0	1	1	2	1	3	1	0	1	0	0	1
Team							2	1	3			0		0				
Totals				25-67	9-35	15-18	15	19	34	17	15	74	11	8	6	4	0	-3

Technical Fouls::NONE

Shooting By Period		
1st FG%	11-33	33.3%
3PT%	4-15	26.7%
FT%	5-6	83.3%
2nd FG%	14-34	41.2%
3PT%	5-20	25.0%
FT%	10-12	83.3%
GM FG%	25-67	37.3%
3PT%	9-35	25.7%
FT%	15-18	83.3%

Dead Ball Rebounds: 2, 0

	SDSU	WSU
Biggest lead	10 (1st 0:40)	8 (1st 14:05)
Best Scoring Run	8(1st 11:34)	10(2nd 18:23)
Lead Changes	8	
Times Tied	8	
Time with Lead	23:45	12:09

Points from	SDSU	WSU
Turnovers	17	23
Paint	30	28
Second Chance	9	16
Fast Breaks	14	6
Bench	31	16

Period by Period Scoring	1st	2nd	TOT
SDSU	39	38	77
WSU	31	43	74

Official Basketball Box Score - Final

New Mexico St. at Washington St.

12/15/21 Beasley Coliseum, Pullman
2021-22 Men's Basketball

Game Time: 7:00 PM
Game Duration: 2:05
Attendance: 2,702

Officials: Tommy Nunez, Gregory Nixon, Chuck Jones

New Mexico St. - 64 Record: 9-2

NO.	Name		Min	FG M-A	3P M-A	FT M-A	Rebounds OR	DR	TOT	Fouls PF	FD	TP	AS	TO	ST	Blocks BS	BA	+/-
13	Will McNair Jr.	F	32:30	5-12	0-0	0-2	4	4	8	3	3	10	0	1	0	1	1	9
35	Johnny McCants	F	32:20	2-4	0-2	1-3	1	1	2	3	4	5	3	3	2	2	0	19
0	Teddy Allen	G	37:54	6-18	1-8	5-5	1	5	6	1	5	18	5	2	2	0	2	0
3	Nate Pryor	G	32:35	2-2	0-0	0-0	1	3	4	0	1	4	2	1	1	0	0	16
10	Sir'Jabari Rice	G	33:12	5-8	4-7	8-8	1	4	5	4	5	22	0	3	2	0	0	23
4	Mario McKinney Jr.		07:25	0-2	0-0	0-1	0	1	1	0	1	0	0	3	0	1	1	-13
42	Yuat Alok		06:30	2-3	0-0	0-0	1	0	1	3	0	4	0	1	0	0	0	-1
15	Mike Peake		07:15	0-0	0-0	1-3	1	0	1	1	2	1	0	0	0	0	0	-20
1	Marchelus Avery		05:47	0-1	0-0	0-0	1	0	1	0	0	0	1	1	0	0	0	-4
5	Clayton Henry		04:32	0-1	0-0	0-0	0	0	0	0	0	0	0	0	0	0	0	-14
Team							2	3	5			0		2				
Totals				22-51	5-17	15-22	13	21	34	15	21	64	11	17	7	4	4	3

Technical Fouls::NONE

Shooting By Period		
1st FG%	9-24	37.5%
3PT%	1-8	12.5%
FT%	3-6	50%
2nd FG%	13-27	48.1%
3PT%	4-9	44.4%
FT%	12-16	75%
GM FG%	22-51	43.1%
3PT%	5-17	29.4%
FT%	15-22	68.2%

Dead Ball Rebounds: 4, 0

Washington St. - 61 Record: 7-4

NO.	Name		Min	FG M-A	3P M-A	FT M-A	Rebounds OR	DR	TOT	Fouls PF	FD	TP	AS	TO	ST	Blocks BS	BA	+/-
0	Efe Abogidi	F	28:30	4-6	0-1	3-5	3	4	7	3	4	11	0	3	1	1	0	8
11	DJ Rodman	F	27:46	1-6	0-5	0-0	2	1	3	4	2	2	1	2	0	0	0	-6
35	Mouhamed Gueye	F	24:18	2-5	1-1	1-2	1	0	1	3	2	6	0	0	1	0	0	-9
5	TJ Bamba	G	28:50	3-11	2-7	3-4	2	3	5	3	3	11	0	4	3	1	2	-9
12	Michael Flowers	G	37:48	5-13	5-10	0-0	1	4	5	2	0	15	3	2	3	0	1	-3
24	Noah Williams		28:28	4-14	1-6	4-4	2	4	6	4	2	13	2	4	2	2	0	8
21	Dishon Jackson		11:14	0-2	0-0	0-0	3	1	4	1	1	0	0	0	0	0	1	-11
23	Andrej Jakimovski		13:06	1-3	1-3	0-0	2	0	2	1	1	3	1	1	1	0	0	7
Team							2	2	4			0		1				
Totals				20-60	10-33	11-15	18	19	37	21	15	61	7	17	11	4	4	-3

Technical Fouls::NONE

Shooting By Period		
1st FG%	11-32	34.4%
3PT%	6-19	31.6%
FT%	7-9	77.8%
2nd FG%	9-28	32.1%
3PT%	4-14	28.6%
FT%	4-6	66.7%
GM FG%	20-60	33.3%
3PT%	10-33	30.3%
FT%	11-15	73.3%

Dead Ball Rebounds: 5, 0

	NMSU	WSU
Biggest lead	3 (1st 19:31)	18 (2nd 17:51)
Best Scoring Run	10(1st 4:44)	10(1st 1:07)
Lead Changes	4	
Times Tied	4	
Time with Lead	03:22	33:27

Points from	NMSU	WSU
Turnovers	15	20
Paint	30	20
Second Chance	6	12
Fast Breaks	2	2
Bench	5	16

Period by Period Scoring	1st	2nd	TOT
NMSU	22	42	64
WSU	35	26	61

Official Basketball Box Score - Final

Northern Colo. at Washington St.

12/18/21 Beasley Coliseum, Pullman
2021-22 Men's Basketball

Game Time: 1:00 PM
Game Duration: 1:52
Attendance: 2,438

Officials: Mike Scyphers, Randy Richardson, Shawn Lehigh

Northern Colo. - 56 Record: 6-7

NO.	Name		Min	FG M-A	3P M-A	FT M-A	Rebounds OR	DR	TOT	Fouls PF	FD	TP	AS	TO	ST	Blocks BS	BA	+/-
13	Bodie Hume	F	23:35	2-8	1-6	0-1	0	3	3	4	3	5	0	5	0	2	0	-16
15	Kur Jongkuch	F	21:58	5-5	0-0	1-2	0	4	4	1	3	11	1	4	0	0	0	-5
0	Dru Kuxhausen	G	27:50	3-8	3-8	2-3	0	3	3	3	3	11	2	0	0	0	0	-9
1	Daylen Kountz	G	10:34	1-3	1-1	0-0	0	3	3	1	0	3	2	3	1	0	0	-2
2	Matt Johnson	G	28:33	2-5	1-3	4-4	0	3	3	1	2	9	2	1	0	0	0	-17
32	Theo Hughes		09:39	1-3	0-0	0-1	0	1	1	1	1	2	0	0	0	0	2	-12
21	Bryce Kennedy		28:24	0-4	0-2	2-2	4	4	8	3	3	2	1	0	0	0	0	-18
11	Zach Bloch		21:55	2-8	2-5	0-0	0	1	1	1	1	6	1	0	0	0	0	-25
14	Tre'Shon Smoots		10:46	1-5	1-5	4-4	1	1	2	2	3	7	0	3	0	0	0	-8
10	Jamel Melvin		08:23	0-0	0-0	0-0	0	1	1	0	0	0	0	0	0	0	0	-9
24	Trent Hudgens Jr.		08:23	0-4	0-2	0-0	0	0	0	0	0	0	0	0	0	0	0	-9
Team							1	2	3			0		1				
Totals				17-53	9-32	13-17	6	26	32	17	19	56	9	17	1	2	2	-26

Technical Fouls::NONE

Shooting By Period		
1st FG%	9-25	36.0%
3PT%	4-13	30.8%
FT%	4-5	80%
2nd FG%	8-28	28.6%
3PT%	5-19	26.3%
FT%	9-12	75%
GM FG%	17-53	32.1%
3PT%	9-32	28.1%
FT%	13-17	76.5%

Dead Ball Rebounds: 2, 1

Washington St. - 82 Record: 8-4

NO.	Name		Min	FG M-A	3P M-A	FT M-A	Rebounds OR	DR	TOT	Fouls PF	FD	TP	AS	TO	ST	Blocks BS	BA	+/-
35	Mouhamed Gueye	F	14:29	1-1	0-0	0-0	1	4	5	3	2	2	0	1	2	0	0	8
21	Dishon Jackson	C	08:42	0-2	0-1	0-0	0	0	0	0	0	0	1	0	0	0	0	-2
5	TJ Bamba	G	16:51	1-4	0-1	0-0	0	5	5	2	1	2	0	1	1	0	0	2
12	Michael Flowers	G	35:47	5-7	3-5	3-4	1	3	4	1	2	16	4	1	0	0	1	27
24	Noah Williams	G	21:20	3-13	1-3	4-4	0	3	3	2	4	11	3	1	3	0	1	2
0	Efe Abogidi		21:52	4-5	0-0	4-4	3	1	4	3	3	12	1	1	1	2	0	20
2	Tyrell Roberts		26:31	1-7	0-5	0-0	0	1	1	3	0	2	1	1	1	0	0	20
11	DJ Rodman		24:07	7-13	6-11	1-2	3	7	10	3	3	21	2	0	0	0	0	26
23	Andrej Jakimovski		23:29	5-9	2-5	2-2	1	4	5	2	1	14	1	0	0	0	0	17
22	Ryan Rapp		03:33	0-1	0-1	0-0	0	1	1	0	0	0	1	1	0	0	0	5
3	Jefferson Koulibaly		01:33	0-1	0-1	0-0	0	0	0	0	0	0	0	0	0	0	0	2
14	Matt DeWolf		01:33	0-0	0-0	2-2	1	1	2	0	1	2	0	0	0	0	0	2
33	Will Burghardt		00:13	0-0	0-0	0-0	0	0	0	0	0	0	0	0	0	0	0	1
Team							0	2	2			0		1				
Totals				27-63	12-33	16-18	10	32	42	19	17	82	14	8	8	2	2	26

Technical Fouls::NONE

Shooting By Period		
1st FG%	15-32	46.9%
3PT%	7-17	41.2%
FT%	4-4	100%
2nd FG%	12-31	38.7%
3PT%	5-16	31.3%
FT%	12-14	85.7%
GM FG%	27-63	42.9%
3PT%	12-33	36.4%
FT%	16-18	88.9%

Dead Ball Rebounds: 1, 0

	UNC	WSU
Biggest lead	6 (1st 19:17)	26 (2nd 0:12)
Best Scoring Run	11(2nd 16:43)	13(2nd 10:07)
Lead Changes	1	
Times Tied	0	
Time with Lead	05:21	34:26

Points from	UNC	WSU
Turnovers	6	16
Paint	16	28
Second Chance	3	15
Fast Breaks	11	5
Bench	17	51

Period by Period Scoring	1st	2nd	TOT
UNC	26	30	56
WSU	41	41	82

PREVIOUS **BOX SCORES**

Official Basketball Box Score - Final
Boise St. at Washington St.
12/22/21 Spokane Veterans Memorial Arena, Spokane
2021-22 Men's Basketball

Game Time: 5:00 PM
Game Duration: 2:52
Attendance: 4,018

Officials: Chris Rastatter, Deron White, Rick O'Neill

Boise St. - 58 — **Record: 9-4**

NO.	Name		Min	FG M-A	3P M-A	FT M-A	Rebounds OR	DR	TOT	Fouls PF	FD	TP	AS	TO	ST	Blocks BS	BA	+/-
2	Tyson Degenhart	F	37:37	3-10	1-4	4-4	3	3	6	3	4	11	0	2	0	1	0	9
24	Abu Kigab	F	30:48	5-11	0-0	9-11	0	5	5	2	7	19	1	4	2	0	1	1
33	Mladen Armus	F	13:02	0-1	0-0	0-0	0	6	6	4	0	0	0	1	0	1	0	5
10	Marcus Shaver Jr.	G	37:33	5-11	2-5	3-4	1	5	6	2	4	15	0	3	1	1	1	6
14	Emmanuel Akot	G	33:51	3-9	1-3	0-0	1	4	5	1	4	7	1	2	0	0	0	17
12	Max Rice		13:43	0-2	0-2	0-0	1	0	1	2	0	0	1	1	0	0	0	1
25	Lukas Milner		05:39	0-0	0-0	0-0	1	0	1	0	3	0	0	1	0	0	0	-2
23	Naje Smith		22:48	2-5	0-1	2-2	2	2	4	3	2	6	0	0	2	3	0	-1
13	Pavle Kuzmanovic		04:59	0-1	0-1	0-0	0	0	0	0	0	0	1	0	0	0	0	-6
Team							2	4	6			0		1				
Totals				18-50	4-16	18-21	11	29	40	17	24	58	4	15	5	6	2	6

Shooting By Period		
1st FG%	6-24	25.0%
3PT%	2-11	18.2%
FT%	5-6	83.3%
2nd FG%	12-26	46.2%
3PT%	2-5	40.0%
FT%	13-15	86.7%
GM FG%	18-50	36.0%
3PT%	4-16	25.0%
FT%	18-21	85.7%

Dead Ball Rebounds: 1, 0

Technical Fouls::NONE

Washington St. - 52 — **Record: 8-5**

NO.	Name		Min	FG M-A	3P M-A	FT M-A	Rebounds OR	DR	TOT	Fouls PF	FD	TP	AS	TO	ST	Blocks BS	BA	+/-
35	Mouhamed Gueye	F	19:50	1-4	0-1	1-2	0	4	4	5	2	3	0	1	0	0	0	-1
21	Dishon Jackson	C	14:57	1-3	0-0	1-4	2	1	3	1	4	3	0	1	0	0	0	-7
5	TJ Bamba	G	16:26	0-4	0-1	0-0	1	1	2	5	1	0	0	2	0	0	1	-1
12	Michael Flowers	G	35:57	2-10	2-6	2-2	1	3	4	1	2	8	2	1	3	0	2	-7
24	Noah Williams	G	21:31	5-16	1-4	0-0	3	0	3	3	0	11	0	2	1	0	2	-10
2	Tyrell Roberts		26:46	5-16	3-10	3-4	0	3	3	2	4	16	0	3	0	0	1	-2
0	Efe Abogidi		10:13	0-0	0-0	0-0	0	2	2	0	1	0	0	0	1	1	0	1
11	DJ Rodman		21:48	0-0	0-0	0-0	1	3	4	5	0	0	0	0	1	1	0	8
23	Andrej Jakimovski		30:23	4-6	1-2	2-3	7	5	12	2	3	11	3	3	1	0	0	-6
3	Jefferson Koulibaly		02:09	0-0	0-0	0-0	0	0	0	0	0	0	0	0	0	0	0	-5
Team							0	1	1			0		2				
Totals				18-59	7-24	9-15	15	23	38	24	17	52	5	15	7	2	6	-6

Shooting By Period		
1st FG%	9-24	37.5%
3PT%	3-10	30.0%
FT%	3-4	75%
2nd FG%	9-35	25.7%
3PT%	4-14	28.6%
FT%	6-11	54.5%
GM FG%	18-59	30.5%
3PT%	7-24	29.2%
FT%	9-15	60.0%

Dead Ball Rebounds: 3, 0

Technical Fouls::NONE

	BSU	WSU
Biggest lead	6 (2nd 1:06)	9 (1st 8:29)
Best Scoring Run	8(2nd 15:23)	7(1st 8:29)
Lead Changes	7	
Times Tied	6	
Time with Lead	11:59	22:25

Points from	BSU	WSU
Turnovers	9	5
Paint	22	18
Second Chance	15	18
Fast Breaks	7	4
Bench	6	27

Period by Period Scoring	1st	2nd	TOT
BSU	19	39	58
WSU	24	28	52

Official Basketball Box Score - Final
Washington St. at Colorado
01/06/22 CU Events Center, Boulder
2021-22 Men's Basketball

Game Time: 7:00 PM
Game Duration: 2:18
Attendance: 5,543

Officials: Michael Greenstein, D.G. Nelson, Randy Richardson

Washington St. - 78 — **Record: 8-6 (1-2)**

NO.	Name		Min	FG M-A	3P M-A	FT M-A	Rebounds OR	DR	TOT	Fouls PF	FD	TP	AS	TO	ST	Blocks BS	BA	+/-
35	Mouhamed Gueye	F	17:41	1-2	0-0	0-2	0	1	1	3	2	2	1	1	0	3	0	-18
21	Dishon Jackson	C	17:00	3-6	0-0	2-2	0	1	1	5	1	8	0	1	0	1	0	-10
2	Tyrell Roberts	G	35:04	9-20	3-10	4-4	0	3	3	2	3	25	2	2	1	0	1	-5
5	TJ Bamba	G	27:43	5-10	2-4	2-4	0	3	3	2	2	14	2	2	2	0	0	-11
12	Michael Flowers	G	36:27	2-10	1-9	2-2	0	1	1	2	1	7	5	2	2	0	0	0
0	Efe Abogidi		24:03	6-6	0-0	4-6	4	6	10	5	7	16	1	0	1	0	0	12
11	DJ Rodman		17:12	2-3	1-2	1-1	2	3	5	2	1	6	0	3	1	0	1	7
23	Andrej Jakimovski		16:59	0-2	0-1	0-0	0	2	2	4	0	0	1	0	0	0	0	2
3	Jefferson Koulibaly		07:51	0-2	0-0	0-0	0	0	0	0	0	0	0	0	0	1	0	-2
Team							2	3	5			0		0				
Totals				28-61	7-26	15-21	8	23	31	25	17	78	12	11	8	4	2	-5

Shooting By Period		
1st FG%	14-30	46.7%
3PT%	3-12	25.0%
FT%	7-9	77.8%
2nd FG%	14-31	45.2%
3PT%	4-14	28.6%
FT%	8-12	66.7%
GM FG%	28-61	45.9%
3PT%	7-26	26.9%
FT%	15-21	71.4%

Dead Ball Rebounds: 5, 0

Technical Fouls: Team 2nd0:04

Colorado - 83 — **Record: 10-3 (2-1)**

NO.	Name		Min	FG M-A	3P M-A	FT M-A	Rebounds OR	DR	TOT	Fouls PF	FD	TP	AS	TO	ST	Blocks BS	BA	+/-
12	Jabari Walker	F	28:15	7-11	0-2	2-5	1	7	8	4	7	16	0	4	0	0	1	14
21	Evan Battey	F	25:02	7-8	2-3	4-6	1	2	3	4	7	20	2	1	1	0	0	12
23	Tristan da Silva	F	29:05	3-6	2-3	2-2	0	3	3	2	1	10	1	3	1	0	1	9
3	Keeshawn Barthelemy	G	29:07	5-12	2-5	5-5	1	3	4	1	2	17	4	2	0	1	0	-4
24	Elijah Parquet	G	33:25	2-6	0-2	2-2	1	0	1	0	1	6	4	1	0	0	0	9
2	K.J. Simpson		05:46	0-1	0-0	0-0	0	0	0	0	1	0	2	1	1	0	1	-5
32	Nique Clifford		21:39	3-6	0-0	3-3	2	1	3	1	3	9	0	3	0	1	1	-7
34	Lawson Lovering		11:43	1-2	0-0	1-4	0	2	2	4	2	3	0	1	1	0	0	-9
0	Luke O'Brien		02:16	0-0	0-0	0-0	0	0	0	0	0	0	0	0	0	0	0	-4
1	Julian Hammond III		13:42	1-4	0-0	0-0	1	4	5	1	1	2	4	0	4	0	0	10
Team							3	4	7			0		1				
Totals				29-56	6-15	19-27	10	26	36	17	25	83	17	17	8	2	4	5

Shooting By Period		
1st FG%	11-28	39.3%
3PT%	3-8	37.5%
FT%	12-13	92.3%
2nd FG%	18-28	64.3%
3PT%	3-7	42.9%
FT%	7-14	50%
GM FG%	29-56	51.8%
3PT%	6-15	40.0%
FT%	19-27	70.4%

Dead Ball Rebounds: 2, 0

Technical Fouls: Team 2nd1:13

	WSU	COLO
Biggest lead	6 (1st 11:32)	8 (2nd 8:52)
Best Scoring Run	7(1st 11:32)	11(2nd 8:52)
Lead Changes	14	
Times Tied	5	
Time with Lead	18:54	18:03

Points from	WSU	COLO
Turnovers	19	14
Paint	34	36
Second Chance	11	10
Fast Breaks	8	11
Bench	22	14

Period by Period Scoring	1st	2nd	TOT
WSU	38	40	78
COLO	37	46	83

Official Basketball Box Score - Final
Washington State at Utah
01/08/22 Jon M. Huntsman Center, Salt Lake City
2021-22 Utah Men's Basketball

Game Time: 4:00 PM
Game Duration: 2:01
Attendance: 7,578

Officials: Mike Scyphers, Kevin Brill, Rick O'Neil

Washington State - 77 — **Record: 9-6 (2-2)**

NO.	Name		Min	FG M-A	3P M-A	FT M-A	Rebounds OR	DR	TOT	Fouls PF	FD	TP	AS	TO	ST	Blocks BS	BA	+/-
0	Efe Abogidi	F	18:48	1-2	0-0	4-4	0	5	5	3	3	6	2	0	2	0	0	14
35	Mouhamed Gueye	F	21:13	5-6	0-0	1-1	1	2	3	3	1	11	0	0	1	1	0	7
2	Tyrell Roberts	G	30:24	6-13	5-9	0-1	0	6	6	2	2	17	1	1	0	0	0	7
5	TJ Bamba	G	15:05	2-8	1-5	0-0	1	1	2	3	0	5	0	2	0	0	0	-6
12	Michael Flowers	G	31:23	4-10	2-5	2-2	0	3	3	3	1	12	6	3	2	0	0	13
21	Dishon Jackson		05:58	1-1	0-0	0-0	0	1	1	2	0	2	0	1	0	0	0	-7
23	Andrej Jakimovski		31:02	3-5	3-5	1-2	3	4	7	2	1	10	2	3	0	0	0	16
3	Jefferson Koulibaly		01:51	0-0	0-0	0-0	0	0	0	2	0	0	0	0	0	0	0	-2
24	Noah Williams		23:48	3-7	0-2	5-7	3	3	6	2	7	11	3	1	0	0	1	25
11	DJ Rodman		20:09	1-6	1-4	0-0	2	2	4	0	2	3	2	2	0	1	0	13
14	Matt DeWolf		00:19	0-0	0-0	0-0	0	0	0	0	0	0	0	0	0	0	0	0
Team							2	0	2			0		0				
Totals				26-58	12-30	13-17	12	27	39	22	17	77	16	13	5	2	1	16

Shooting By Period		
1st FG%	16-26	61.5%
3PT%	7-11	63.6%
FT%	1-1	100%
2nd FG%	10-32	31.3%
3PT%	5-19	26.3%
FT%	12-16	75%
GM FG%	26-58	44.8%
3PT%	12-30	40.0%
FT%	13-17	76.5%

Dead Ball Rebounds: 0, 0

Technical Fouls::NONE

Utah - 61 — **Record: 8-8 (1-5)**

NO.	Name		Min	FG M-A	3P M-A	FT M-A	Rebounds OR	DR	TOT	Fouls PF	FD	TP	AS	TO	ST	Blocks BS	BA	+/-
11	Riley Battin	F	19:59	1-6	1-5	0-0	0	2	2	1	0	3	1	0	0	0	0	-4
0	Lahat Thioune	C	16:02	3-3	0-0	0-0	2	3	5	1	1	6	1	2	0	0	0	-3
10	Marco Anthony	G	33:36	3-8	1-3	3-4	2	5	7	1	2	10	0	2	1	1	1	-21
20	Lazar Stefanovic	G	26:49	2-6	1-4	2-2	2	0	2	5	4	7	1	1	0	0	0	-14
25	Rollie Worster	G	23:45	1-3	0-1	0-0	0	2	2	4	1	2	1	0	2	0	0	-10
2	Both Gach		27:47	5-10	1-3	4-4	1	1	2	3	4	15	3	4	1	0	0	-2
1	David Jenkins Jr.		21:02	2-5	1-2	5-7	0	1	1	2	5	10	0	1	0	0	0	-9
21	Dusan Mahorcic		17:16	1-6	0-0	6-6	1	7	8	0	5	8	1	2	0	0	1	-4
55	Gabe Madsen		13:44	0-4	0-4	0-1	1	0	1	0	0	0	0	1	0	0	0	-13
Team							0	3	3			0		0				
Totals				18-51	5-22	20-24	9	24	33	17	22	61	8	13	4	1	2	-16

Shooting By Period		
1st FG%	9-20	45.0%
3PT%	1-5	20.0%
FT%	11-11	100%
2nd FG%	9-31	29.0%
3PT%	4-17	23.5%
FT%	9-13	69.2%
GM FG%	18-51	35.3%
3PT%	5-22	22.7%
FT%	20-24	83.3%

Dead Ball Rebounds: 1, 0

Technical Fouls::NONE

	WSU	Utes
Biggest lead	19 (2nd 13:34)	5 (1st 10:58)
Best Scoring Run	9(1st 9:05)	10(1st 10:58)
Lead Changes	4	
Times Tied	3	
Time with Lead	34:22	03:30

Points from	WSU	Utes
Turnovers	12	18
Paint	28	18
Second Chance	10	6
Fast Breaks	6	8
Bench	26	33

Period by Period Scoring	1st	2nd	TOT
WSU	40	37	77
Utes	30	31	61

Official Basketball Box Score - Final
Stanford at Washington St.
01/13/22 Beasley Coliseum, Pullman
2021-22 Men's Basketball

Game Time: 2:01 PM
Game Duration: 1:59
Attendance: 2,612

Officials: Tony Padilla, Deldre Carr, Ryan McDaniel

Stanford - 62 — **Record: 10-4 (3-1)**

NO.	Name		Min	FG M-A	3P M-A	FT M-A	Rebounds OR	DR	TOT	Fouls PF	FD	TP	AS	TO	ST	Blocks BS	BA	+/-
11	Jaiden Delaire	F	17:21	4-7	1-1	5-7	2	1	3	3	4	14	0	1	1	0	2	4
14	Spencer Jones	F	32:28	6-11	3-7	1-2	2	3	5	0	4	16	1	2	1	0	0	-2
22	James Keefe	F	24:49	4-4	0-0	0-1	1	5	6	3	1	8	1	1	1	0	0	3
55	Harrison Ingram	F	30:52	1-6	0-3	2-3	0	4	4	2	2	4	3	3	0	0	0	-6
5	Michael O'Connell	G	21:07	1-4	0-1	0-1	0	3	3	1	2	2	4	3	1	0	0	-14
23	Brandon Angel		22:10	6-11	2-4	2-2	0	3	3	2	1	16	0	0	3	0	1	3
32	Lukas Kisunas		11:05	1-1	0-0	0-0	0	4	4	3	0	2	1	2	0	1	0	7
1	Isa Silva		18:53	0-1	0-0	0-1	0	2	2	2	2	0	2	2	3	1	0	19
20	Noah Taitz		12:39	0-3	0-2	0-0	0	2	2	1	0	0	0	1	0	0	0	12
10	Max Murrell		08:36	0-1	0-1	0-0	0	0	0	0	0	0	1	0	0	1	0	-1
Team							2	0	2			0		4				
Totals				23-49	6-19	10-17	7	27	34	17	16	62	13	19	10	3	3	5

Shooting By Period		
1st FG%	10-26	38.5%
3PT%	3-10	30.0%
FT%	3-5	60%
2nd FG%	13-23	56.5%
3PT%	3-9	33.3%
FT%	7-12	58.3%
GM FG%	23-49	46.9%
3PT%	6-19	31.6%
FT%	10-17	58.8%

Dead Ball Rebounds: 3, 0

Technical Fouls::NONE

Washington St. - 57 — **Record: 9-7 (2-3)**

NO.	Name		Min	FG M-A	3P M-A	FT M-A	Rebounds OR	DR	TOT	Fouls PF	FD	TP	AS	TO	ST	Blocks BS	BA	+/-
0	Efe Abogidi	F	12:03	1-2	0-1	0-0	1	1	2	1	1	2	1	2	0	0	0	1
35	Mouhamed Gueye	F	29:20	8-13	0-1	0-2	5	6	11	0	4	16	0	1	1	2	0	-4
5	TJ Bamba	G	35:38	3-7	0-2	2-3	1	4	5	3	4	8	0	1	3	1	0	-4
12	Michael Flowers	G	33:46	4-9	4-8	0-0	0	1	1	2	1	12	1	2	0	0	1	4
24	Noah Williams	G	29:17	2-9	0-3	2-5	1	4	5	4	7	6	4	3	2	0	1	8
23	Andrej Jakimovski		18:57	0-3	0-3	0-0	1	1	2	2	0	0	2	0	0	0	0	-14
2	Tyrell Roberts		33:22	4-10	2-6	0-0	0	2	2	4	0	10	4	3	2	0	0	-8
3	Jefferson Koulibaly		07:37	1-4	1-2	0-0	0	1	1	0	0	3	0	1	0	0	1	-8
Team							2	3	5			0		2				
Totals				23-57	7-26	4-10	11	23	34	16	17	57	10	17	8	3	3	-5

Shooting By Period		
1st FG%	15-29	51.7%
3PT%	5-14	35.7%
FT%	0-2	0%
2nd FG%	8-28	28.6%
3PT%	2-12	16.7%
FT%	4-8	50%
GM FG%	23-57	40.4%
3PT%	7-26	26.9%
FT%	4-10	40.0%

Dead Ball Rebounds: 2, 0

Technical Fouls::NONE

	STAN	WSU
Biggest lead	14 (2nd 3:50)	12 (1st 0:45)
Best Scoring Run	23(2nd 6:48)	7(1st 16:05)
Lead Changes	1	
Times Tied	1	
Time with Lead	10:42	26:43

Points from	STAN	WSU
Turnovers	13	18
Paint	32	28
Second Chance	11	9
Fast Breaks	2	4
Bench	18	13

Period by Period Scoring	1st	2nd	TOT
STAN	26	36	62
WSU	35	22	57

PREVIOUS **BOX SCORES**

Official Basketball Box Score - Final
California at Washington St.
01/15/22 Beasley Coliseum, Pullman
2021-22 Men's Basketball

Game Time: 1:02 PM
Game Duration: 1:59
Attendance: 3,051

Officials: Michael Irving, Rick Batsell, Kurt Walker

California - 57 — **Record: 9-9 (2-5)**

NO.	Name		Min	FG M-A	3P M-A	FT M-A	Rebounds OR	DR	TOT	Fouls PF	FD	TP	AS	TO	ST	Blocks BS	BA	+/-
15	Grant Anticevich	F	33:54	3-8	0-3	0-0	0	5	5	1	1	6	0	0	1	1	0	-11
22	Andre Kelly	F	30:27	5-9	0-0	2-3	5	9	14	5	3	12	0	0	1	1	0	0
3	Jarred Hyder	G	18:07	2-7	0-2	0-0	0	0	0	2	0	4	1	0	0	0	1	-4
31	Jordan Shepherd	G	36:33	6-12	3-6	2-2	0	2	2	2	3	17	2	4	0	0	1	-5
32	Jalen Celestine	G	33:59	3-9	1-5	2-2	1	2	3	3	1	9	1	1	0	0	1	-16
10	Makale Foreman		13:39	0-3	0-2	1-2	0	0	0	0	1	1	1	0	0	0	0	-3
13	Kuany Kuany		12:51	1-2	1-2	3-5	0	0	0	2	3	6	0	1	0	0	0	0
21	Lars Thiemann		07:59	1-3	0-0	0-0	2	2	4	2	1	2	1	0	0	0	1	-7
24	Sam Alajiki		07:40	0-0	0-0	0-0	0	0	0	0	0	0	1	0	0	0	0	2
0	Marsalis Roberson		03:23	0-0	0-0	0-0	0	0	0	0	0	0	0	0	0	0	0	5
1	Joel Brown		01:28	0-0	0-0	0-0	0	0	0	0	0	0	0	0	0	0	0	-1
Team							1	3	4			0		2				
Totals				21-53	5-20	10-14	9	23	32	17	13	57	7	8	2	2	4	-8

Shooting By Period

1st FG%	10-24	41.7%
3PT%	2-8	25.0%
FT%	7-10	70%
2nd FG%	11-29	37.9%
3PT%	3-12	25.0%
FT%	3-4	75%
GM FG%	21-53	39.6%
3PT%	5-20	25.0%
FT%	10-14	71.4%

Dead Ball Rebounds: 2, 0

Technical Fouls::NONE

Washington St. - 65 — **Record: 10-7 (3-3)**

NO.	Name		Min	FG M-A	3P M-A	FT M-A	Rebounds OR	DR	TOT	Fouls PF	FD	TP	AS	TO	ST	Blocks BS	BA	+/-
0	Efe Abogidi	F	24:13	4-8	0-1	1-2	2	3	5	4	1	9	1	1	1	2	1	0
35	Mouhamed Gueye	F	23:02	3-7	0-1	3-5	5	3	8	5	3	9	0	2	0	2	0	14
2	Tyrell Roberts	G	35:56	2-10	0-4	0-0	0	4	4	1	1	4	5	0	0	0	0	7
5	TJ Bamba	G	17:19	3-6	1-1	0-1	2	3	5	1	1	7	0	0	2	0	1	-1
12	Michael Flowers	G	34:11	2-8	1-6	8-9	0	5	5	1	6	13	3	0	0	0	0	6
23	Andrej Jakimovski		29:41	6-11	4-7	0-0	2	5	7	0	0	16	1	1	0	0	0	6
24	Noah Williams		27:09	2-6	0-2	3-4	2	1	3	1	5	7	1	1	0	0	0	7
3	Jefferson Koulibaly		03:54	0-0	0-0	0-0	0	0	0	0	0	0	0	0	0	0	0	0
22	Ryan Rapp		04:35	0-0	0-0	0-0	0	0	0	0	0	0	0	0	0	0	0	1
Team							1	1	2			0		1				
Totals				22-56	6-22	15-21	14	25	39	13	17	65	11	6	3	4	2	8

Shooting By Period

1st FG%	12-31	38.7%
3PT%	1-10	10.0%
FT%	2-3	66.7%
2nd FG%	10-25	40.0%
3PT%	5-12	41.7%
FT%	13-18	72.2%
GM FG%	22-56	39.3%
3PT%	6-22	27.3%
FT%	15-21	71.4%

Dead Ball Rebounds: 3, 0

Technical Fouls::NONE

	CAL	WSU
Biggest lead	2 (1st 19:33)	8 (2nd 1:33)
Best Scoring Run	7(1st 4:26)	6(2nd 1:33)
Lead Changes	11	
Times Tied	11	
Time with Lead	06:27	29:29

Points from	CAL	WSU
Turnovers	8	9
Paint	26	30
Second Chance	11	16
Fast Breaks	7	4
Bench	9	23

Period by Period Scoring

	1st	2nd	TOT
CAL	29	28	57
WSU	27	38	65

Official Basketball Box Score - Final
Utah at Washington St.
01/26/22 Beasley Coliseum, Pullman
2021-22 Men's Basketball

Game Time: 7:00 PM
Game Duration: 1:54
Attendance: 3,064

Officials: Mike Reed, Frank Harvey III, Deron White

Utah - 54 — **Record: 8-13 (1-10)**

NO.	Name		Min	FG M-A	3P M-A	FT M-A	Rebounds OR	DR	TOT	Fouls PF	FD	TP	AS	TO	ST	Blocks BS	BA	+/-
21	Dusan Mahorcic	F	09:31	2-3	0-0	0-0	1	0	1	1	0	4	1	1	0	0	0	-2
10	Marco Anthony	G	25:37	2-8	0-0	1-2	0	6	6	1	2	5	2	4	0	0	2	-6
20	Lazar Stefanovic	G	29:59	3-6	2-3	3-4	0	1	1	2	1	11	1	0	0	0	1	-23
25	Rollie Worster	G	27:16	2-4	0-2	4-4	0	6	6	2	5	8	3	5	2	0	0	-9
55	Gabe Madsen	G	16:42	0-3	0-3	0-0	0	2	2	3	1	0	1	1	0	0	0	-1
2	Both Gach		26:10	1-5	1-4	0-0	0	2	2	2	0	3	4	4	0	0	0	-15
35	Branden Carlson		19:29	3-4	1-1	1-2	0	2	2	1	3	8	0	3	0	1	0	-18
5	Jaxon Brenchley		17:04	2-4	0-1	0-0	2	0	2	1	0	4	1	0	0	1	0	-13
13	Eli Ballstaedt		06:56	1-1	1-1	0-0	0	0	0	5	0	3	0	0	0	0	0	4
1	David Jenkins Jr.		09:12	1-5	1-3	0-0	0	0	0	0	0	3	0	0	1	0	1	-3
0	Lahat Thioune		03:59	0-1	0-0	2-2	1	2	3	0	1	2	0	0	0	0	0	5
11	Riley Battin		07:01	1-2	1-2	0-0	0	0	0	2	0	3	0	1	0	1	0	-2
34	Harrison Creer		01:04	0-0	0-0	0-0	0	0	0	0	0	0	0	0	0	0	0	-2
Team							2	2	4			0		0				
Totals				18-46	7-20	11-14	6	23	29	20	13	54	13	19	3	3	4	-17

Shooting By Period

1st FG%	8-17	47.1%
3PT%	2-4	50.0%
FT%	7-9	77.8%
2nd FG%	10-29	34.5%
3PT%	5-16	31.3%
FT%	4-5	80%
GM FG%	18-46	39.1%
3PT%	7-20	35.0%
FT%	11-14	78.6%

Dead Ball Rebounds: 4, 0

Technical Fouls::NONE

Washington St. - 71 — **Record: 11-7 (4-3)**

NO.	Name		Min	FG M-A	3P M-A	FT M-A	Rebounds OR	DR	TOT	Fouls PF	FD	TP	AS	TO	ST	Blocks BS	BA	+/-
23	Andrej Jakimovski	F	29:57	5-12	3-8	2-2	2	6	8	1	2	15	0	0	2	1	1	12
35	Mouhamed Gueye	F	22:51	4-5	0-0	0-1	1	5	6	4	4	8	0	1	2	1	0	8
2	Tyrell Roberts	G	30:30	5-15	3-8	2-2	0	2	2	1	1	15	2	1	1	0	1	16
12	Michael Flowers	G	35:03	1-10	1-8	2-2	0	0	0	1	2	5	3	1	2	0	0	24
24	Noah Williams	G	24:43	4-11	0-2	2-2	3	1	4	3	4	10	2	2	3	0	1	-1
5	TJ Bamba		17:36	2-3	1-2	5-5	3	1	4	0	3	10	0	0	0	0	0	20
0	Efe Abogidi		19:21	2-3	0-0	2-2	3	5	8	4	1	6	0	2	0	2	0	15
11	DJ Rodman		15:36	0-1	0-1	0-0	4	0	4	0	3	0	0	0	0	0	0	-1
3	Jefferson Koulibaly		06:35	1-5	0-2	0-0	1	0	1	0	0	2	0	0	0	0	0	-2
14	Matt DeWolf		04:29	0-0	0-0	0-0	0	1	1	0	0	0	1	0	0	0	0	-6
Team							1	0	1			0		3				
Totals				24-65	8-31	15-16	18	21	39	14	20	71	8	10	10	4	3	17

Shooting By Period

1st FG%	11-33	33.3%
3PT%	4-16	25.0%
FT%	7-7	100%
2nd FG%	13-32	40.6%
3PT%	4-15	26.7%
FT%	8-9	88.9%
GM FG%	24-65	36.9%
3PT%	8-31	25.8%
FT%	15-16	93.8%

Dead Ball Rebounds: 1, 0

Technical Fouls::Williams 1st5:23

	UTAH	WSU
Biggest lead	4 (1st 18:41)	24 (2nd 12:21)
Best Scoring Run	8(2nd 8:12)	14(2nd 12:21)
Lead Changes	5	
Times Tied	3	
Time with Lead	06:02	28:16

Points from	UTAH	WSU
Turnovers	3	19
Paint	22	28
Second Chance	4	15
Fast Breaks	8	4
Bench	26	18

Period by Period Scoring

	1st	2nd	TOT
UTAH	25	29	54
WSU	33	38	71

Official Basketball Box Score - Final
Colorado at Washington St.
01/30/22 Beasley Coliseum, Pullman
2021-22 Men's Basketball

Game Time: 7:01 PM
Game Duration: 1:44
Attendance: 2,647

Officials: John Higgins, Chris Rastlatter, Eric Curry

Colorado - 43 — **Record: 13-8 (5-6)**

NO.	Name		Min	FG M-A	3P M-A	FT M-A	Rebounds OR	DR	TOT	Fouls PF	FD	TP	AS	TO	ST	Blocks BS	BA	+/-
12	Jabari Walker	F	27:23	5-9	0-0	1-2	2	6	8	2	4	11	1	3	1	0	1	-23
21	Evan Battey	F	29:42	2-9	1-2	0-0	5	2	7	2	2	5	0	1	1	0	1	-31
2	K.J. Simpson	G	33:02	1-7	0-1	2-2	0	3	3	0	2	4	5	3	2	1	1	-15
3	Keeshawn Barthelemy	G	25:55	2-6	1-4	0-0	0	1	1	1	1	5	0	2	0	0	0	-26
32	Nique Clifford	G	20:38	3-9	2-4	0-0	1	1	2	2	0	8	0	1	1	0	1	-13
0	Luke O'Brien		22:20	1-6	1-2	0-1	3	2	5	2	2	3	1	1	0	0	0	-13
1	Julian Hammond III		26:04	1-6	1-5	2-2	2	1	3	2	2	5	1	4	0	0	0	-12
30	Will Loughlin		14:56	1-4	0-0	0-0	1	0	1	0	0	2	0	0	1	0	1	-2
Team							0	0	0			0		1				
Totals				16-56	6-18	5-7	14	16	30	11	13	43	8	16	6	1	5	-27

Shooting By Period

1st FG%	7-27	25.9%
3PT%	3-7	42.9%
FT%	1-3	33.3%
2nd FG%	9-29	31.0%
3PT%	3-11	27.3%
FT%	4-4	100%
GM FG%	16-56	28.6%
3PT%	6-18	33.3%
FT%	5-7	71.4%

Dead Ball Rebounds: 2, 0

Technical Fouls::NONE

Washington St. - 70 — **Record: 12-7 (5-3)**

NO.	Name		Min	FG M-A	3P M-A	FT M-A	Rebounds OR	DR	TOT	Fouls PF	FD	TP	AS	TO	ST	Blocks BS	BA	+/-
0	Efe Abogidi	F	24:48	4-8	1-3	0-0	7	4	11	1	2	9	0	0	1	2	0	15
35	Mouhamed Gueye	F	16:42	2-5	1-2	0-0	1	2	3	4	0	5	0	1	0	0	0	18
2	Tyrell Roberts	G	29:10	4-7	2-4	0-0	0	1	1	1	0	10	4	3	2	0	0	19
12	Michael Flowers	G	27:10	6-9	4-7	0-0	1	4	5	0	2	16	5	3	1	0	0	24
24	Noah Williams	G	27:26	3-10	0-2	4-6	1	0	1	2	4	10	3	3	0	0	1	32
23	Andrej Jakimovski		31:27	4-8	4-8	2-3	1	9	10	2	3	14	0	3	3	0	0	27
11	DJ Rodman		27:20	2-3	0-1	0-0	2	3	5	2	0	4	0	0	1	2	0	15
14	Matt DeWolf		05:21	0-0	0-0	0-0	0	0	0	0	0	0	0	1	0	1	0	-3
3	Jefferson Koulibaly		04:58	1-3	0-1	0-0	0	1	1	0	0	2	0	1	0	0	0	-6
22	Ryan Rapp		04:58	0-0	0-0	0-0	0	1	1	1	0	0	0	1	0	0	0	-6
33	Will Burghardt		00:40	0-0	0-0	0-0	0	0	0	0	0	0	0	0	0	0	0	0
Team							0	1	1			0		1				
Totals				26-53	12-28	6-9	13	26	39	13	11	70	12	17	8	5	1	27

Shooting By Period

1st FG%	13-30	43.3%
3PT%	7-17	41.2%
FT%	6-9	66.7%
2nd FG%	13-23	56.5%
3PT%	5-11	45.5%
FT%	0-0	0%
GM FG%	26-53	49.1%
3PT%	12-28	42.9%
FT%	6-9	66.7%

Dead Ball Rebounds: 1, 0

Technical Fouls::NONE

	COLO	WSU
Biggest lead	0 (1st 20:00)	35 (2nd 7:07)
Best Scoring Run	6(2nd 1:09)	12(1st 10:00)
Lead Changes	0	
Times Tied	1	
Time with Lead	00:00	38:32

Points from	COLO	WSU
Turnovers	14	26
Paint	18	24
Second Chance	11	13
Fast Breaks	0	2
Bench	10	20

Period by Period Scoring

	1st	2nd	TOT
COLO	18	25	43
WSU	39	31	70

2021-22 PAC-12 STATISTICS

Game Records

Record	Overall	Home	Away	Neutral
ALL GAMES	5-3	3-2	2-1	0-0
CONFERENCE	5-3	3-2	2-1	0-0
NON-CONFERENCE	0-0	0-0	0-0	0-0

Score by Periods

Team	1st	2nd	OT	TOT
Washington St.	262	268	0	530
Opponents	205	247	0	452

Team Box Score

No.	Player				Total		3-Point		F-Throw		Rebounds											
		GP-GS	MIN	AVG	FG-FGA	FG%	3FG-3FGA	3FG%	FT-FTA	FT%	OFF	DEF	TOT	AVG	PF	DQ	A	TO	BLK	STL	PTS	AVG
12	FLOWERS, Michael	8-8	265:31	33.2	26-77	.338	19-56	.339	16-18	.889	3	21	24	3.0	11	0	25	13	0	8	87	10.9
2	ROBERTS, Tyrell	8-7	241:42	30.2	32-93	.344	17-50	.340	6-7	.857	1	21	22	2.8	14	0	21	12	0	7	87	10.9
24	WILLIAMS, Noah	7-5	188:28	26.9	22-68	.324	2-19	.105	24-34	.706	11	13	24	3.4	17	0	16	17	4	6	70	10.0
5	BAMBA, TJ	7-4	145:54	20.8	18-43	.419	8-19	.421	9-15	.600	8	17	25	3.6	13	0	3	9	1	11	53	7.6
35	GUEYE, Mouhamed	8-8	180:40	22.6	27-49	.551	1-6	.167	5-13	.385	17	29	46	5.8	22	1	2	9	11	4	60	7.5
0	ABOGIDI, Efe	8-5	155:08	19.4	23-36	.639	2-7	.286	11-14	.786	22	30	52	6.5	22	1	7	8	9	5	59	7.4
23	JAKIMOVSKI, Andrej	8-1	174:24	21.8	19-46	.413	14-34	.412	5-7	.714	9	31	40	5.0	14	0	4	9	2	5	57	7.1
21	JACKSON, Dishon	4-2	68:54	17.2	10-20	.500	0-0	.000	6-7	.857	4	15	19	4.8	12	1	1	2	4	0	26	6.5
11	RODMAN, DJ	6-0	114:22	19.1	8-20	.400	2-10	.200	3-4	.750	17	9	26	4.3	4	0	3	6	3	2	21	3.5
3	KOULIBALY, Jefferson	8-0	42:35	5.3	4-15	.267	2-6	.333	0-0	.000	1	3	4	0.5	2	0	2	5	0	2	10	1.3
33	BURGHARDT, Will	1-0	00:40	0.7	0-0	.000	0-0	.000	0-0	.000	0	0	0	0.0	0	0	0	0	0	0	0	0.0
22	RAPP, Ryan	3-0	10:33	3.5	0-0	.000	0-0	.000	0-0	.000	0	1	1	0.3	1	0	0	1	0	0	0	0.0
14	DEWOLF, Matt	4-0	11:09	2.8	0-0	.000	0-0	.000	0-0	.000	0	1	1	0.3	1	0	1	1	1	0	0	0.0
Team											9	15	24					9				
Total		**8**	**1600**		**189-467**	**.405**	**67-207**	**.324**	**85-119**	**.714**	**102**	**206**	**308**	**38.5**	**133**	**3**	**85**	**101**	**35**	**50**	**530**	**66.3**
Opponents		**8**	**1600**		**164-422**	**.389**	**40-152**	**.263**	**84-124**	**.677**	**74**	**191**	**265**	**33.1**	**131**	**3**	**83**	**118**	**22**	**46**	**452**	**56.5**

Team Statistics

	WSU	OPP
Scoring	**530**	**452**
Points per game	66.3	56.5
Scoring margin	+9.8	-
Field goals-att	**189-467**	**164-422**
Field goal pct	.405	.389
3 point fg-att	**67-207**	**40-152**
3-point FG pct	.324	.263
3-pt FG made per game	8.4	5.0
Free throws-att	**85-119**	**84-124**
Free throw pct	.714	.677
F-Throws made per game	10.6	10.5
Rebounds	**308**	**265**
Rebounds per game	38.5	33.1
Rebounding margin	+5.4	-
Assists	**85**	**83**
Assists per game	10.6	10.4
Turnovers	**101**	**118**
Turnovers per game	12.6	14.8
Turnover margin	+2.1	-
Assist/turnover ratio	0.8	0.7
Steals	**50**	**46**
Steals per game	6.3	5.8
Blocks	**35**	**22**
Blocks per game	4.4	2.8
Winning streak	**3**	**-**
Home win streak	3	-
Attendance	**15443**	**19914**
Home games-Avg/Game	5-3089	3-6638
Neutral site-Avg/Game	-	0-0

Team Results

Date	Opponent		Score	Att.
12/01/2021	at Arizona St.	W	51-29	6793
12/04/2021	Southern California	L	61-63	4069
01/06/2022	at Colorado	L	78-83	5543
01/08/2022	at Utah	W	77-61	7578
01/13/2022	Stanford	L	57-62	2612
01/15/2022	California	W	65-57	3051
01/26/2022	Utah	W	71-54	3064
01/30/2022	Colorado	W	70-43	2647

2021-22 COMBINED STATISTICS

Game Records

Record	Overall	Home	Away	Neutral
ALL GAMES	12-7	9-4	3-1	0-2
CONFERENCE	5-3	3-2	2-1	0-0
NON-CONFERENCE	7-4	6-2	1-0	0-2

Score by Periods

Team	1st	2nd	OT	TOT
Washington St.	677	725	0	1402
Opponents	502	681	0	1183

Team Box Score

No.	Player				Total		3-Point		F-Throw		Rebounds											
		GP-GS	MIN	AVG	FG-FGA	FG%	3FG-3FGA	3FG%	FT-FTA	FT%	OFF	DEF	TOT	AVG	PF	DQ	A	TO	BLK	STL	PTS	AVG
12	FLOWERS, Michael	19-19	604:55	31.8	77-190	.405	49-132	.371	42-48	.875	9	60	69	3.6	26	0	59	27	1	17	245	12.9
24	WILLIAMS, Noah	17-14	454:52	26.8	66-184	.359	9-47	.191	56-75	.747	23	44	67	3.9	44	0	43	37	8	20	197	11.6
2	ROBERTS, Tyrell	18-13	485:48	27.0	64-186	.344	36-111	.324	33-35	.943	4	37	41	2.3	39	1	33	24	0	11	197	10.9
5	BAMBA, TJ	17-9	369:40	21.7	47-114	.412	20-54	.370	27-39	.692	21	42	63	3.7	32	1	9	23	8	19	141	8.3
0	ABOGIDI, Efe	19-13	359:48	18.9	52-85	.612	2-11	.182	34-43	.791	42	63	105	5.5	43	1	12	20	29	11	140	7.4
35	GUEYE, Mouhamed	19-19	398:54	21.0	57-112	.509	2-12	.167	17-36	.472	37	64	101	5.3	59	2	5	24	17	15	133	7.0
23	JAKIMOVSKI, Andrej	19-1	375:18	19.8	42-91	.462	27-60	.450	16-20	.800	26	55	81	4.3	32	0	15	22	3	12	127	6.7
11	RODMAN, DJ	17-2	328:04	19.3	33-70	.471	14-42	.333	12-16	.750	36	33	69	4.1	28	1	14	9	4	5	92	5.4
21	JACKSON, Dishon	13-5	205:33	15.8	22-44	.500	0-1	.000	19-31	.613	20	34	54	4.2	31	1	3	11	12	1	63	4.8
3	KOULIBALY, Jefferson	16-0	129:12	8.1	15-42	.357	6-20	.300	6-11	.545	4	10	14	0.9	14	0	8	14	0	7	42	2.6
22	RAPP, Ryan	9-0	45:40	5.1	4-11	.364	3-10	.300	4-4	1.000	0	6	6	0.7	4	0	2	2	1	1	15	1.7
14	DEWOLF, Matt	11-0	39:30	3.6	3-4	.750	0-0	.000	4-4	1.000	2	7	9	0.8	4	0	2	2	1	2	10	0.9
33	BURGHARDT, Will	4-0	02:45	0.7	0-1	.000	0-0	.000	0-0	.000	0	0	0	0.0	0	0	0	0	0	0	0	0.0
Team											22	35	57					16				
Total		**19**	**3800**		**482-1134**	**.425**	**168-500**	**.336**	**270-362**	**.746**	**246**	**490**	**736**	**38.7**	**356**	**7**	**205**	**231**	**84**	**121**	**1402**	**73.8**
Opponents		**19**	**3800**		**407-1036**	**.393**	**118-386**	**.306**	**251-344**	**.730**	**184**	**438**	**622**	**32.7**	**352**	**9**	**186**	**275**	**54**	**94**	**1183**	**62.3**

Team Statistics

	WSU	OPP
Scoring	**1402**	**1183**
Points per game	73.8	62.3
Scoring margin	+11.5	-
Field goals-att	**482-1134**	**407-1036**
Field goal pct	.425	.393
3 point fg-att	**168-500**	**118-386**
3-point FG pct	.336	.306
3-pt FG made per game	8.8	6.2
Free throws-att	**270-362**	**251-344**
Free throw pct	.746	.730
F-Throws made per game	14.2	13.2
Rebounds	**736**	**622**
Rebounds per game	38.7	32.7
Rebounding margin	+6.0	-
Assists	**205**	**186**
Assists per game	10.8	9.8
Turnovers	**231**	**275**
Turnovers per game	12.2	14.5
Turnover margin	+2.3	-
Assist/turnover ratio	0.9	0.7
Steals	**121**	**94**
Steals per game	6.4	4.9
Blocks	**84**	**54**
Blocks per game	4.4	2.8
Winning streak	**3**	**-**
Home win streak	3	-
Attendance	**37951**	**22641**
Home games-Avg/Game	13-2919	4-5660
Neutral site-Avg/Game	-	2-2852

Team Results

Date	Opponent		Score	Att.
11/09/2021	Alcorn	W	85-67	2572
11/12/2021	Seattle U	W	79-61	3878
11/15/2021	UC Santa Barbara	W	73-65	2928
11/18/2021	at Idaho	W	109-61	2727
11/22/2021	Winthrop	W	92-86	2370
11/27/2021	Eastern Wash.	L	71-76	2720
12/01/2021	at Arizona St.	W	51-29	6793
12/04/2021	Southern California	L	61-63	4069
12/08/2021	Weber St.	W	94-60	2900
12/11/2021	vs South Dakota St.	L	74-77	1686
12/15/2021	New Mexico St.	L	61-64	2702
12/18/2021	Northern Colo.	W	82-56	2438
12/22/2021	vs Boise St.	L	52-58	4018
01/06/2022	at Colorado	L	78-83	5543
01/08/2022	at Utah	W	77-61	7578
01/13/2022	Stanford	L	57-62	2612
01/15/2022	California	W	65-57	3051
01/26/2022	Utah	W	71-54	3064
01/30/2022	Colorado	W	70-43	2647

TV/RADIO ROSTER

#0 EFE ABOGIDI
6-10 / SO / F / DELTA STATE, NIGERIA

#2 TYRELL ROBERTS
5-11 / R-JR / G / SACRAMENTO, CA

#3 JEFFERSON KOULIBALY
6-3 / R-FR / G / LASALLE MONTREAL, QUEBEC

#4 MYLES RICE
6-2 / FR / G / COLUMBIA, S.C.

#5 TJ BAMBA
6-5 / SO / G / BRONX, NY

#11 DJ RODMAN
6-6 / JR / F / NEWPORT BEACH, CA

#12 MICHAEL FLOWERS
6-1 / 5TH / G / SOUTHFIELD, MI



#13 CARLOS ROSARIO
6-7 / SO / F / SANTO DOMINGO, DR

#14 MATT DEWOLF
6-9 / SR / F / BARRINGTON, R.I.

#21 DISHON JACKSON
6-10 / SO / C / OAKLAND, CA



#22 RYAN RAPP
6-5 / JR / G / MELBOURNE, AUSTRALIA



#23 ANDREJ JAKIMOVSKI
6-8 / SO / F / KRIVA PALANKA, N. MACEDONIA



#24 NOAH WILLIAMS
6-5 / JR / G / SEATTLE, WA

#32 TONY MILLER
6-6 / 5TH / F / WOODINVILLE, WA

#33 WILL BURGHARDT
5-11 / SR / G / LONGVIEW, WA



#35 MOUHAMED GUEYE
6-11 / FR / F / DAKAR, SENEGAL

KYLE SMITH
HEAD COACH

JIM SHAW
ASSOCIATE HEAD COACH

DERRICK PHELPS
ASSISTANT COACH



JOHN ANDRZEJEK
ASSISTANT COACH