WASHINGTON STATE BASKETBALL

2022-23 POSTSEASON GAME NOTES

SCHEDULE & RESULTS

NOVEMBER		
7	TEXAS STATE	W, 83-61
12	vs Boise State $	L, 61-71
15	at Prairie View A&M	L, 59-70
21	at Eastern Washington %	W, 82-56
25	DETROIT MERCY	W, 96-54
DECEMBER		
1	at Oregon *	L, 60-74
4	UTAH *	L, 65-67 (OT)
7	NORTHERN KENTUCKY	W, 68-47
10	vs UNLV ^	L, 70-74
18	vs #11/11 Baylor &	L, 59-65
22	vs George Washington @	W, 66-64
23	at Hawaii @	L, 51-62
25	vs Utah State @	L, 73-82
30	#11/8 UCLA *	L, 66-67
JANUARY		
1	USC *	W, 81-71
5	at Arizona State *	L, 71-77
7	at #5/4 Arizona *	W, 74-61
11	CALIFORNIA *	W, 66-51
14	STANFORD *	W, 60-59
19	at Utah *	L, 63-77
22	at Colorado *	L, 55-58
26	#6/8 ARIZONA *	L, 58-63
28	ARIZONA STATE *	W, 75-58
FEBRUARY		
2	at USC *	L, 70-80
4	at #9/9 UCLA *	L, 52-76
11	WASHINGTON *	W, 56-51
16	OREGON STATE *	W, 80-62
19	OREGON *	W, 68-65
23	at Stanford *	W, 67-63
25	at California *	W, 63-57
MARCH		
2	at Washington *	W, 93-84
8	vs California(12) #	P12N/2:30 p.m.
9	TBD vs Oregon(4) #	P12N/2:30 p.m.
10	Pac-12 Tournament Semifinals#	P12N/6 p.m.
11	Pac-12 Tournament Championship#	ESPN/7:30 p.m.

* - Pac-12 Game
$ - Capital City Classic played at Idaho Central Arena (Boise)
% - played at Spokane Arena
^ - Las Vegas Clash played at MGM Grand Garden Arena (Las Vegas)
& - Pac-12 Coast-to-Coast Challenge played at American Airlines Center (Dallas)
@ - Diamond Head Classic played at Stan Sherif Center (Honolulu)
# - played at T-Mobile Arena (Las Vegas)
Rankings: AP Top-25 / Coaches Poll

GAME 32

#5 WASHINGTON ST (16-15, 11-9) vs #12 CALIFORNIA (3-28, 2-18)

2023 Pac-12 Men's Basketball Tournament presented by New York Life // Opening Round
Wednesday, March 8, 2023 at 2:30 p.m. PT // Las Vegas // T-Mobile Arena (18,000)
Watch: Pac-12 Network // TV Commentary: Roxy Bernstein & Don MacLean
Listen: WSU Learfield Network // Radio Commentary: Matt Chazanow & Craig Ehlo
Live Stats // wsu.statbroadcast.com

PAC-12 NETWORKS
Wednesday, March 8, 2023
2:30 p.m. PT
Las Vegas, Nev.
T-Mobile Arena

SERIES HISTORY

vs CALIFORNIA

Games	141
Standing	58-83
At Pullman	34-32
At Berkeley	22-49
At Neutral Site	2-2
Last Win	63-57, 2/25/23 at Berkeley
Last Home Win	66-51, 1/11/23
Last Road Win	63-57, 2/25/23
Last Neutral Win	66-59, 3/9/22 at Las Vegas
Last Loss	57-66, 2/19/20 at Pullman
Last Home Loss	57-66, 2/19/20
Last Road Loss	66-73, 1/9/20
Last Neutral Loss	59-84, 3/11/15 at Las Vegas
Current Streak	W7

PREVIOUS 5 MEETINGS

Date	Location	Result	Score
2/25/23	Berkeley	W	63-57
1/11/23	Pullman	W	66-51
3/9/22	Las Vegas	W	66-59
2/5/22	Berkeley	W	68-64
1/15/22	Pullman	W	65-57

TEAM COMPARISON

CATEGORY	Cal	WSU
Overall Record	3-28	16-15
Conference Record	2-18	11-9
Points Per Game	58.5	68.1
Opp. Points Per Game	70.1	65.4
Rebounds Per Game	31.5	34.9
Rebounding Margin	-3.8	+3.1
Field Goal Pct.	.392	.424
Opp. Field Goal Pct.	.453	.447
3-Point Pct.	.300	.365
Opp. 3-Point Pct.	.332	.323
Free Throw Pct.	.721	.712
Assists Per Game	9.6	11.7
Turnovers Per Game	13.1	12.1
Turnover Margin	-2.8	-1.4
Assist/Turnover Ratio	0.7	1.0
Blocked Shots Per Game	3.1	2.7
Steals Per Game	4.7	4.8

OPENING FIVE

1. **WSU streaks into Sin City on a 6-game winning streak to face California** in the opening round of the 2023 Pac-12 Men's Basketball Tournament. The Cougs and Golden Bears are scheduled to tip off at 2:30 p.m. PT from T-Mobile Arena in Las Vegas with coverage on Pac-12 Network. WSU swept Cal this season, defeating the Bears in Pullman, Jan. 11, 66-51, and at Berkeley, Feb. 25, 63-57. Last year in the Pac-12 Tournament, Wazzu faced Cal in the opening round, defeating the Berkeley school 66-59 to advance to the tournament quarterfinals.
2. **Last time out, WSU swept Washington with a win in Seattle**, 93-84. The Cougs put out their second-highest offensive performance of the season, notching a sixth-consecutive win, Kyle Smith's longest Conference winning streak at the helm of WSU. TJ Bamba exploded for a career-high 36 points, while Andrej Jakimovski had a career night on the glass with 17 rebounds, adding a double-double with 12 points. Mouhamed Gueye went for 15 points and 10 rebounds in his 15th double-double of the season, while DJ Rodman added 12 and Justin Powell 11 points.
3. **The Cougars average 8.9 made 3-point field goals per game**, more than any team in the Pac-12 and eighth among major conference programs. Individually, three Cougars are amongst the top-10 shooters in the Conference, led by Jabe Mullins with the second-best 3-point percentage at 41.5% (49-of-118). Justin Powell sits behind him in third at 40.9%, followed by DJ Rodman in ninth in the Pac-12 with a 38.7% clip.
4. **Mouhamed Gueye leads the Pac-12 in double-doubles**, with 15 double-doubles this season. Last week at Washington, Gueye recorded his fourth-straight double-double, marking eight in the last 10 games. At USC, Feb. 2, Gueye dropped a career-high 31 points. The Senegalese sophomore is averaging 14.5 ppg (ninth in Pac-12) and 8.7 rpg (second in Pac-12). Gueye has grabbed more offensive rebounds than any other player in the Pac-12 with 109 offensive boards, ranked 14th nationally at 3.52 offensive rebounds per game.
5. **TJ Bamba has emerged as Wazzu's leading scorer at 15.7 points per game**, eighth in the Conference. Against Washington, Bamba scored a career-high 36 points, for the first 30-point game of his career in the WSU win. Bamba has scored in double figures 21 times this season, including six games with 20+ points, and has led WSU is scoring 10 times.

PAC-12 STANDINGS

	PAC-12 W-L	PCT	GP	OVERALL W-L	PCT	GP	L10	STRK
UCLA	18-2	0.900	20	27-4	0.871	31	10-0	WON 10
ARIZONA	14-6	0.700	20	25-6	0.806	31	7-3	LOST 1
USC	14-6	0.700	20	22-9	0.710	31	7-3	WON 1
OREGON	12-8	0.600	20	18-13	0.581	31	6-4	WON 3
ARIZONA STATE	11-9	0.550	20	20-11	0.645	31	5-5	LOST 2
WASHINGTON STATE	**11-9**	**0.550**	**20**	**16-15**	**0.516**	**31**	**7-3**	**WON 6**
UTAH	10-10	0.500	20	17-14	0.548	31	3-7	LOST 5
COLORADO	8-12	0.400	20	16-15	0.516	31	4-6	WON 1
WASHINGTON	8-12	0.400	20	16-15	0.516	31	4-6	LOST 2
STANFORD	7-13	0.350	20	13-18	0.419	31	4-6	LOST 1
OREGON STATE	5-15	0.250	20	11-20	0.355	31	3-7	WON 1
CALIFORNIA	2-18	0.100	20	3-28	0.097	31	0-10	LOST 15

STARTERS LAST GAME

PLAYER	HT	YR	HOMETOWN	PPG	RPG	OTHER
G #5 TJ BAMBA	6-5	JR	Bronx, NY	15.7	3.6	36pts at UW
F #11 DJ RODMAN	6-6	SR	Newport Beach, Calif.	9.1	5.6	27 charges
F #23 ANDREJ JAKIMOVSKI	6-8	JR	Kriva Palanka, North Macedonia	7.4	4.8	17rbd at UW
G #24 JUSTIN POWELL	6-6	JR	Prospect, Ky.	10.5	3.8	3.2 ast/to
F #35 MOUHAMED GUEYE	6-11	SO	Dakar, Senegal	14.5	8.6	15 dbl-dbls
ROTATION OFF THE BENCH						
G #3 JABE MULLINS	6-6	JR	Snoqualmie, Wash.	8.4	2.2	.415 3pt%
F #31 KYMANY HOUINSOU	6-6	FR	Mulhouse, France	4.0	2.5	.409 FG%
G #22 DYLAN DARLING	6-2	FR	Spokane, Wash.	1.9	1.7	13.1 mpg
F #13 CARLOS ROSARIO	6-7	JR	Santo Domingo, Dominican Rep.	2.3	1.6	20 mins at USC
C #15 ADRAME DIONGUE	7-0	FR	Dakar, Senegal	1.4	1.9	Missed last 5
NOTEABLE ABSENCES						
G #2 MYLES RICE	6-6	R-FR	Columbia, S.C.	*Out indefinitely (Hodgkin's Lymphoma)*		
C #10 DISHON JACKSON	6-10	JR	Oakland, Calif.	*Out indefinitely (medical)*		

NUMERICAL **ROSTER**

No.	Name	Pos.	Ht.	Wt.	Yr.	Hometown / Previous School
0	Ben Olesen	G	6-0	160	Sr.	Mill Creek, Wash. / Jackson HS
2	Myles Rice*	G	6-2	175	R-Fr.	Columbia S.C. / Sandy Creek HS
3	Jabe Mullins	G	6-6	192	Jr.	Snoqualmie, Wash. / Mount Si HS / Saint Mary's
4	Shae Korpela	G	6-5	180	Fr.	Aspen, Colo. / Aspen HS
5	TJ Bamba (C)	G	6-5	215	Jr.	Bronx, NY / Abraham Lincoln HS
10	Dishon Jackson*	C	6-10	250	Jr.	Oakland, Calif. / St. Patrick-St. Vincent
11	DJ Rodman	F	6-6	215	Sr.	Newport Beach, Calif. / JSerra Catholic
13	Carlos Rosario	F	6-7	180	Jr.	Santo Domingo, Dominican Republic / Veritas Prep
14	Braden Korpela	G	6-5	170	Fr.	Aspen, Colo. / Aspen HS
15	Adrame Diongue	C	7-0	190	Fr.	Dakar, Senegal / AZ Compass Prep
20	AJ Rohosy	F	6-7	190	Fr.	San Anselmo, Calif. / Marin Catholic HS
21	Jack Wilson	C	6-11	325	Sr.	Montara, Calif. / Junipero Serra HS / Idaho
22	Dylan Darling	G	6-2	175	Fr.	Spokane, Wash. / Central Valley HS
23	Andrej Jakimovski	F	6-8	215	Jr.	Kriva Palanka, North Macedonia / Reale Mutua Torino
24	Justin Powell	G	6-6	197	Jr.	Prospect, Ken. / North Oldham HS / Tennessee
31	Kymany Houinsou	G	6-6	195	Fr.	Mulhouse, France / Saint-Quentin BB
35	Mouhamed Gueye (C)	F	6-11	210	So.	Dakar, Senegal / Prolific Prep

**out indefinitely, medical redshirt*
(C) - Captain

COACHES & SUPPORT **STAFF**

HEAD COACH: Kyle Smith (Fourth Year)
ASSOCIATE HEAD COACHES: Jim Shaw
ASSISTANT COACHES: John Andrzejek, Wayne Hunter
RECRUITING COORDINATOR: Derrick Wrobel
COORDINATOR OF OPERATIONS: Anthony Lorenzo
GRADUATE MANAGER: Stephen Frankoski
ATHLETIC TRAINER: Learie Jones
STRENGTH & CONDITIONING: Zach Margolis

PRONUNCIATIONS	FIRST	LAST	HOMETOWN
TJ Bamba		BOMB-buh	
Adrame Diongue	uh-DRAW-may	jong	duh-KAR
Mouhamed Gueye	moo-HA-mud	gay	duh-KAR
Kymany Houinsou	kuh-MAH-nee	HWIN-soo	meh-LOOZ
Andrej Jakimovski	ON-dray	YACK-eh-MOHV-skee	KREE-vah pah-LINK-uh
Shae/Braden Korpela		CORE-puh-luh	
Jabe Mullins	jayb (like 'gabe' with a j)		sno-KWAH-me
AJ Rohosy		row-HOE-see	
Carlos Rosario		row-SAR-ee-OH	

HEAD COACH **KYLE SMITH**



CAREER RECORDS
Overall: 232-181 - 13th season
At WSU (Pac-12): 68-59 – (35-42) - 4th Season

NOTABLES:
» In 2021-22 earned the Cougs' first winning season in Pac-12 play since 2007-08.
» Won career victory #200 on Dec. 1, 2021 as the Cougs dominated Arizona State, 51-29. It was the best defensive effort for WSU in the history of Pac play dating back to 1968.
» Won his debut at WSU, 85-54, Nov. 7 against Seattle U. The win was the largest margin of victory in for a debut in modern history trailing only Jack Friel's 44-point win in 1928.
» Earned his first Pac-12 win in dramatic fashion as the Cougs defeated UCLA, 79-71, in overtime, Jan. 4, 2020.
» Picked up a signature win Jan. 16, 2020 knocking off #8 Oregon, 72-61, for the Cougs first win over a top-10 team since 2007.
» Defeated UW, 79-67, in his first Apple Cup contest, Feb. 9, 2020, the second-largest margin of victory over the Huskies in over a decade.
» Became the fourth coach at WSU to sweep UW in his first season on the Palouse.
» Defeated UW 77-62 at Seattle in 2021, the largest win on the road since 1994 to become just the second coach to start 3-0 against the Huskies.
» Led the Cougs to an opening win in the Pac-12 Tournament for the first time since 2009.
» Became the first coach to win at Matthew Knight Arena, defeating Oregon 74-71 Feb. 4, 2021.
» Led the Cougs to a 31 point win (82-51) over Cal, Feb. 18, 2021, the largest win in Pac play since 1993.
» Led the Cougs to it's first 3OT win since 1982, defeating Stanford, Feb. 20 (85-76), earning the Cougs first weekend sweep of the Bay Area schools since the 2011-12 season.
» Posted the Cougs' first winning season in 2020-21 since 2011-12.
» Architect of the Cougs' largest win in program history over Idaho defeating their Palouse rival 109-61, Nov. 18, 2021 - it was the third largest margin of victory for the Cougs in program history as well.
» Led the Cougs to their first win in Salt Lake City, 77-61 (Jan. 8, 2022) since 1946 while becoming the first Cougar coach to sweep the season series against the Utes in 2021-22.
» First coach to beat Utah and Colorado in a home weekend sweep (Jan. 2022).
» First Coug coach to win at Stanford (66-60, Feb. 3, 2022) since 2011.
» Became the first Coug coach to sweep the Bay Area Schools on the road (Feb. 2022) since the 1993 season.
» Compiled a 63-40 (.612) record at USF, notching 20 or more wins each season and two postseason tournament appearances.
» Throughout his tenure at San Francisco, Smith produced seven All-West Coast Conference selections, including two-time first team honoree Frankie Ferrari, two second team honorees and three all-freshman. Ferrari also picked up NABC District 9 All-Region Second Team honors in 2019 as his 73 3-pointers rank third in school history.
» Served as the head coach at Columbia where he put together a 101-82 overall mark including a CIT Championship his final season (2015-16).
» Prior to his appointment at Columbia in May of 2010, Smith spent 18 seasons as an assistant coach on the NCAA Division I level, including nine seasons (2001-10) at Saint Mary's College, one season at Air Force (2000-01) and eight years at the University of San Diego (1992-2000).

2023 PAC-12 MEN'S BASKETBALL TOURNAMENT BRACKET

March 8-11, 2023 – T-Mobile Arena – Las Vegas

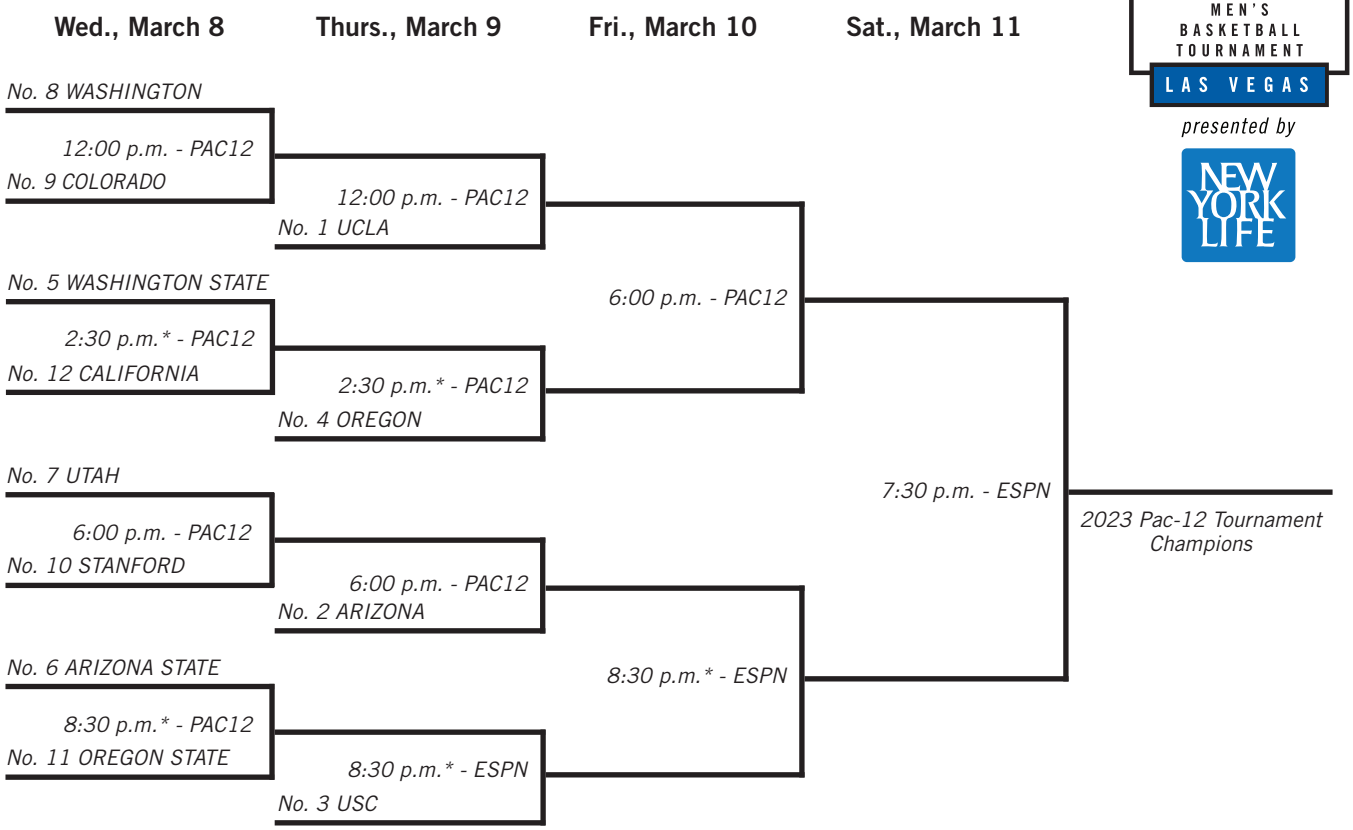

2023 Pac-12 Men's Basketball Tournament Schedule/Results

T-Mobile Arena (Capacity: 18,000) – Las Vegas

	TV (Talent)
Wed., March 8	
Game 1: No. 8 WASHINGTON vs. No. 9 COLORADO, 12:00 p.m. PT	Pac-12 Network (Roxy Bernstein, Don MacLean)
Game 2: No. 5 WASHINGTON STATE vs. No. 12 CALIFORNIA, 2:30 p.m. PT*	Pac-12 Network (Roxy Bernstein, Don MacLean)
Game 3: No. 7 UTAH vs. No. 10 STANFORD, 6:00 p.m. PT	Pac-12 Network (Ted Robinson, Bill Walton)
Game 4: No. 6 ARIZONA STATE vs. No. 11 OREGON STATE, 8:30 p.m. PT*	Pac-12 Network (Ted Robinson, Bill Walton)
Thurs., March 9	
Game 5: No. 1 UCLA vs. Game 1 winner, 12:00 p.m. PT	Pac-12 Network (Roxy Bernstein, Don MacLean)
Game 6: No. 4 OREGON vs. Game 2 winner, 2:30 p.m. PT*	Pac-12 Network (Roxy Bernstein, Don MacLean)
Game 7: No. 2 ARIZONA vs. Game 3 winner, 6:00 p.m. PT	Pac-12 Network (Ted Robinson, Bill Walton)
Game 8: No. 3 USC vs. Game 4 winner, 8:30 p.m. PT*	ESPN (Dave Pasch, Bill Walton)
Fri., March 10	
Game 9: Game 5 winner vs. Game 6 winner, 6:00 p.m. PT	Pac-12 Network (Ted Robinson, Bill Walton)
Game 10: Game 7 winner vs. Game 8 winner, 8:30 p.m. PT*	ESPN (Dave Pasch, Bill Walton)
Sat., March 11	
Game 11: Championship, 7:30 p.m. PT	ESPN (Dave Pasch, Bill Walton)

** Approximate start time*

COUGAR HISTORY **AT THE CONFERENCE TOURNAMENT**

All-time in Pac-10/12 Tournament: 7-22 | Best Finish: Semifinals (three times) | All-Time in Las Vegas: 2-13

2022 PAC-12 TOURNAMENT
Seed: No. 7 Round: Quarterfinals
Head Coach: Kyle Smith
Game-by-Game Results

March 9	#10 California	W	66-59
March 10	#2 UCLA	L	65-75

2021 PAC-12 TOURNAMENT
Seed: No. 9 Round: First Round
Head Coach: Kyle Smith
Game-by-Game Results

March 10	#8 Arizona State	L	59-64

2020 PAC-12 TOURNAMENT
Seed: No. 11 Round: N/A
Head Coach: Kyle Smith
Game-by-Game Results

March 11	#6 Colorado	W	82-68
March 12	#3 Arizona State		Cancelled

2019 PAC-12 TOURNAMENT
Seed: No. 11 Round: First Round
Head Coach: Ernie Kent
Game-by-Game Results

March 13	#6 Oregon	L	51-84

2018 PAC-12 TOURNAMENT
Seed: No. 11 Round: First Round
Head Coach: Ernie Kent
Game-by-Game Results

March 7	#6 Oregon	L	62-64

2017 PAC-12 TOURNAMENT
Seed: No. 10 Round: First Round
Head Coach: Ernie Kent
Game-by-Game Results

March 8	#7 Colorado	L	63-73

2016 PAC-12 TOURNAMENT
Seed: No. 12 Round: First Round
Head Coach: Ernie Kent
Game-by-Game Results

March 9	#5 Colorado	L	56-80

2015 PAC-12 TOURNAMENT
Seed: No. 9 Round: First Round
Head Coach: Ernie Kent
Game-by-Game Results

March 11	#8 California	L	59-84

2014 PAC-12 TOURNAMENT
Seed: No. 11 Round: First Round
Head Coach: Ken Bone
Game-by-Game Results

March 13	#6 Stanford	L	59-8

2013 PAC-12 TOURNAMENT
Seed: No. 11 Round: First Round
Head Coach: Ken Bone
Game-by-Game Results

March 13	#6 Washington	L	62-64

2012 PAC-12 TOURNAMENT
Seed: No. 8 Round: First Round
Head Coach: Ken Bone
Game-by-Game Results

March 7	#9 Oregon State	L	64-69

2011 PAC-10 TOURNAMENT
Seed: No. 6 Round: Quarterfinals
Head Coach: Ken Bone
Game-by-Game Results

March 10	#3 Washington	L	89-87

2010 PAC-10 TOURNAMENT
Seed: No. 9 Round: Opening Round
Head Coach: Ken Bone
Game-by-Game Results

March 10	#8 Oregon	L	80-82 (OT)

2009 PAC-10 TOURNAMENT
Seed: No. 7 Round: Opening Round
Head Coach: Tony Bennett
Game-by-Game Results

March 11	#10 Oregon	W	62-40
March 12	#2 UCLA	L	53-64

2008 PAC-10 TOURNAMENT
Seed: No. 3 Round: Semifinals
Head Coach: Tony Bennett
Game-by-Game Results

March 13	#6 Oregon	W	75-70
March 14	#2 Stanford	L	75-68

2007 PAC-10 TOURNAMENT
Seed: No. 2 Round: Semifinals
Head Coach: Tony Bennett
Game-by-Game Results

March 8	#7 Washington	W	74-64
March 9	#3 USC	L	70-61

2006 PAC-10 TOURNAMENT
Seed: No. 10 Round: Opening Round
Head Coach: Dick Bennett
Game-by-Game Results

March 8	#7 Oregon	L	66-55

2005 PAC-10 TOURNAMENT
Seed: No. 6 Round: Quarterfinals
Head Coach: Dick Bennett
Game-by-Game Results

March 10	#3 Stanford	L	58-60

2004 PAC-10 TOURNAMENT
Seed: No. 8 Round: Quarterfinals
Head Coach: Dick Bennett
Game-by-Game Results

March 11	#1 Stanford	L	68-47

2003 PAC-10 TOURNAMENT
Seed: Did not qualify
Head Coach: Paul Graham

2002 PAC-10 TOURNAMENT
Seed: Did not qualify
Head Coach: Paul Graham

/////

1990 PAC-10 TOURNAMENT
Seed: No. 10 Round: Opening Round
Head Coach: Kelvin Sampson
Game-by-Game Results

March 8	#7 USC	L	85-68

1989 PAC-10 TOURNAMENT
Seed: No. 8 Round: Quarterfinals
Head Coach: Kelvin Sampson
Game-by-Game Results

March 9	#9 Oregon	W	78-56
March 10	#1 Arizona	L	62-54

1988 PAC-10 TOURNAMENT
Seed: No. 6 Round: Semifinals
Head Coach: Kelvin Sampson
Game-by-Game Results

March 11	#3 UCLA	W	73-71
March 12	#2 Oregon State	L	74-68 (2OT)

1987 PAC-10 TOURNAMENT
Seed: No. 9 Round: Opening Round
Head Coach: Len Stevens
Game-by-Game Results

March 5	#8 Arizona State	L	76-60

PAC-12 STATISTICAL RANKINGS

TEAM	Overall AVG.	Overall RNK	Conference AVG.	Conference RNK
Points	2111	10th	1343	8th
Points per game	68.1	10th	67.2	8th
FG made per game	23.9	10th	23.6	8th
FG attempts per game	56.4	9th	57.3	6th
FG Pct	42.4	10th	41.2	8th
3PT made per game	8.9	1st	8.9	1st
3PT attempts per game	24.4	1st	25.0	1st
3PT Pct	36.5	2nd	35.5	3rd
FT made per game	11.4	11th	11.1	9th
FT attempt per game	16.0	12th	15.8	T-6th
FT Pct	71.2	7th	70.3	9th
Off rebounds per game	11.0	4th	11.1	T-2nd
Def rebounds per game	23.8	10th	23.7	8th
Total rebounds per game	34.9	8th	34.8	8th
Rebound margin per game	3.1	7th	0.8	7th
Assists per game	11.7	9th	11.3	10th
Turnovers per game	12.1	4th	11.1	3rd
Steals per game	4.8	11th	5.1	11th
Blocks per game	2.7	12th	2.9	9th
Personal fouls per game	15.9	4th	15.3	3rd
Points per game allowed	65.4	3rd	66.0	4th
Opponents' Field goal pct	44.7	11th	44.2	9th
Opponents' 3PT percentage	32.3	5th	32.4	6th

NCAA STATISTICAL RANKINGS

TEAM	RANK	AVG
Scoring Offense	269	68.1
Scoring Defense	48	65.4
Scoring Margin	T-163	2.7
Winning Percentage	T-184	51.6
Field Goal Percentage	288	42.4
Free Throw Percentage	200	71.2
Three Point Percentage	61	36.5
Free Throws Made Per Game	T-282	11.4
Three Pointers Per Game	36	8.9
Free Throw Attempts Per Game	286	16.0
Three Point Attempts Per Game	T-60	24.4
Field Goal Percentage Defense	241	44.7
Three Point Percentage Defense	90	32.3
Fouls Per Game	T-93	15.9
Rebound Margin	89	3.1
Rebounds (Offensive) Per Game	T-97	11.03
Rebounds (Defensive) Per Game	T-253	23.84
Rebounds Per Game	178	34.87
Assist/Turnover Ratio	240	0.97
Turnovers Forced Per Game	T-315	10.74

PAC-12 PLAYER OF THE WEEK

Week	Player
11/14	K.J. Simpson, COLORADO
11/21	Desmond Cambridge Jr., ARIZONA STATE
11/28	Oumar Ballo, ARIZONA
12/5	Rollie Worster, UTAH
12/12	Will Richardson, OREGON
12/19	Jaime Jaquez Jr., UCLA
12/26	Ažuolas Tubelis, ARIZONA
1/2	KJ Simpson, COLORADO
1/9	Tristan da Silva, COLORADO
1/16	Desmond Cambridge Jr., ARIZONA STATE
1/23	Branden Carlson, UTAH
1/30	Boogie Ellis, USC
2/6	Ažuolas Tubelis, ARIZONA
2/13	Jaime Jaquez Jr., UCLA
2/20	Boogie Ellis, USC
2/27	Desmond Cambridge Jr., ARIZONA STATE
3/6	Jaime Jaquez Jr., UCLA

PAC-12 FRESHMAN OF THE WEEK

Week	Player
11/14	Jordan Pope, OREGON STATE
11/21	Austin Nunez, ARIZONA STATE
11/28	Amari Bailey, UCLA
12/5	Amari Bailey, UCLA
12/12	Dylan Andrews, UCLA
12/19	Tre White, USC
12/26	Grant Newell, CALIFORNIA
1/2	Adem Bona, UCLA
1/9	Adem Bona, UCLA
1/16	Koren Johnson, WASHINGTON
1/23	Jordan Pope, OREGON STATE
1/30	Jordan Pope, OREGON STATE
2/6	Tre White, USC
2/13	Amari Bailey, UCLA
2/20	Keyon Menifield, WASHINGTON
2/27	Amari Bailey, UCLA
3/6	Kylan Boswell, ARIZONA

COUGAR NOTES

COUGARS VS GOLDEN BEARS

WSU streaks into Sin City on a 6-game winning streak to face California in the opening round of the 2023 Pac-12 Men's Basketball Tournament. The Cougs and Golden Bears are scheduled to tip off at 2:30 p.m. PT from T-Mobile Arena in Las Vegas with coverage on Pac-12 Network. WSU swept Cal this season, defeating the Bears in Pullman, Jan. 11, 66-51, and at Berkeley, Feb. 25, 63-57. Last year in the Pac-12 Tournament, Wazzu faced Cal in the opening round, defeating the Berkeley school 66-59 to advance to the tournament quarterfinals.

LAST TIME OUT – AT WASHINGTON

WSU 93 - WASH 84 | MARCH 2, 2023 | SEATTLE, WASH.

GAME LEADERS	WSU	WASH
Points	Bamba (36)	Brooks Jr. (22)
Rebounds	Jakimovski (17)	Meah (6)
Assists	Rodman (5)	Menifield (5)

	1ST	2ND	FINAL
WSU	42	51	93
UW	37	47	84

TJ Bamba scored a career-high 36 points, Andrej Jakimovski added a double-double and Washington State won its sixth straight Pac-12 Conference game for the first time in 30 years with a 93-84 victory over Washington last Thursday. Bamba made 13 of 20 shots with three 3-pointers and all seven of his free throws for the Cougars. Jakimovski scored 12 points and grabbed a career-best 17 rebounds. DJ Rodman pitched in with 16 points, seven rebounds and five assists, also drawing his 27th charge of the season. Sophomore Mouhamed Gueye finished with 15 points and 10 rebounds for his 15th double-double this season. Justin Powell had 11 points and four assists.

NEXT UP

The Cougars look to advance to the Pac-12 Tournament Quarterfinals for the second-consecutive year and improve their resume for a postseason berth. The winner of the WSU-Cal matchup will face fourth-seeded Oregon in a Thursday afternoon bout, with tipoff scheduled for 2:30 p.m. PT on Pac-12 Networks from T-Mobile Arena. WSU split the season series with Oregon, falling to the Ducks in early December at Eugene, before returning the favor with a win at home in January.

STREAKING INTO SIN CITY

WSU enters the Pac-12 Tournament on a 6-game winning streak, the longest Pac-12 winning streak of Kyle Smith's tenure, and the longest Conference winning streak since winning 6-straight in 1992-93 under Kelvin Sampson (Jan. 21, 1993-Feb. 6, 1993). The Cougars are one of four programs in the Power 6 conferences with a 6+-game-winning streak, keeping company with No. 4 UCLA, No. 6 Marquette, and Duke. The top-ranked Houston Cougars and No. 10 Gonzaga are the only other two high major programs with active winning streaks longer than Washington State.

ACTIVE WIN STREAKS BY HIGH-MAJOR PROGRAMS

#1 Houston	11
#4 UCLA	10
#10 Gonzaga	7
#6 Marquette	6
(RV) Duke	6
Washington St	6

TOP HALF OF THE PAC

The Cougars finished fifth in the Pac-12, earning Kyle Smith's highest finish in four seasons at WSU. For the first time since the 2007-08 season, Wazzu finished with back-to-back winning Conference records. It's the first time WSU finished in the top half of the Pac-10/12 back-to-back years since the 2006-07 and 2007-08 seasons.

RECORD IN LAS VEGAS

Washington State played its first game in the Sin City during the 2012 Pac-12 Men's Basketball Tournament at MGM Grand Garden Arena in Las Vegas, March 7, 2012, falling to Oregon State, 64-69. Since then, WSU holds a 2-13 record all-time on The Strip, with wins against Colorado, March 11, 2020 (final Division I basketball game in the country before COVID shutdown) and a win in the opening round of the 2022 Pac-12 Tournament over California, 66-59. The Cougars played in Vegas earlier this season, falling to then-undefeated UNLV, 70-74, in the Las Vegas Clash at MGM Grand Garden Arena, Dec. 10.

GUEYE TAKING OVER THE CONFERENCE OF CHAMPIONS

Sophomore Mouhamed Gueye, a preseason All-Pac-12 selection and All-Freshman honoree last season, leads the Pac-12 Conference with 15 double-doubles this year. Gueye has grabbed more offensive rebounds than any player in the Pac-12 with 109 offensive boards, ranking 14th nationally (3.52 orpg). Gueye is averaging 14.5 points per game (ninth in Pac-12) and 8.7 rebounds per game (second in Pac-12). Nine times this year, he has grabbed five or more offensive rebounds. Gueye tallied his fourth-straight double-double with 15 points and 10 rebounds in the win at Washington, marking 8-in-10 games with a double-double registering his seventh double-double in the last nine games. At USC, Feb. 2, Gueye dropped a career-high 31 points. Nineteen times this year Gueye has led the Cougs in rebounding.

BAMBA BRINGS THE BUSINESS

TJ Bamba, who has nursed a left hand injury since early January, scored a career-high 36 points at Washington, March 2, his first career 30-point performance. Bamba has emerged as Washington State's leading scorer at 15.7 points per game, eighth in the Pac-12. Bamba has scored in double figures 21 times this season, including six games with 20+ points.

COUGAR NOTES

KYLE'S QUICK CONFERENCE SUCCESS
Since arriving at WSU four seasons ago, Kyle Smith has quickly become one of the most successful coaches in program history. With WSU's win at Washington last weekend, the Cougs secured a 6-game Conference winning streak for the first time since the 1992-93 season under Kelvin Sampson. The Cougars also completed a road sweep over the Bay Area schools for the second-straight season for the first time since the 1981-83 seasons. Coach Smith has won 35 Conference game in four seasons, more than any other WSU coach in their first four years (Bennetts - 31) and boasts a better winning percentage in the first four years of tenure (.455) than any previous WSU coach (Bennetts - .431). The Cougars secured back-to-back winning conference records for the first time since the 2006-07 and 2007-08 seasons.

BOMBS AWAY
The Cougars aren't afraid to pull the trigger from deep. As a team, WSU makes 8.9 3-point field goals per game, more than any team in the Pac-12 and eighth among major conference programs. Individually, three Cougars are amongst the top-10 shooters in the Conference, led by Jabe Mullins in second with a 41.5% (49-of-118) clip from beyond the arc. Justin Powell sits just behind him in third at 40.9% and DJ Rodman is ninth in the Pac-12 with a 38.7% clip. Twelve times this season WSU has made 10+ threes and are 9-3 in those games.

TURNING THE TIDE
After beginning the season 2-6 in two-possession games, WSU has now won four-straight games decided by 6 points or fewer. The Cougars are now 6-7 in two-possession games. Nine of the Cougars' 16 victories this season have come by at least 10+ points. Closing out close games is crucial for the Cougs, who lost to Utah, No. 11 Baylor, UNLV, No. 11 UCLA, Colorado, and No. 6 Arizona by a combined 20 points. Washington State's smallest margin of victory came Jan. 14 against Stanford, a 60-59 nailbiter and the smallest margin of victory in the Kyle Smith era (first since Santa Clara Dec. 17, 2016).

TAKING CARE OF THE ROCK
The Cougars have made significant adjustments in ball control throughout the season, reducing the number of turnovers per game from 13.9 in the first 14 games and just one game with fewer than 10 turnovers, to 10.5 turnovers per game in the last 17 games and seven games with fewer than 10 turnovers.

POWELL'S PERFECT PASSING
Junior transfer Justin Powell has been taking care of the rock all season, with a 3.2 assist-to-turnover ratio. Powell is averaging 2.87 assists per game, 15th in the Pac-12. He is also third in the Conference as a 3-point shooter at 40.9% (72-of-176). Fifteen times this season Powell has committed zero turnovers. Three times this season Powell has tallied 7+ assists without committing a turnover. When he went a perfect 7.0 against Eastern Washington, Nov. 21, he was the first Coug with at least as many assists and no giveaways since Andrej Jakimovski tallied nine assists without a turnover against Cal, Feb. 18, 2021.

COACH KYLE - KING OF THE PNW
Since arriving on the Palouse prior to the 2019-20 season, WSU Head Coach Kyle Smith has dominated his fellow Pac-12 Pacific Northwest opponents. Against Oregon, Oregon State, and Washington, Coach Smith is a combined 15-5 and defeated all three regional rivals in succession for the first time since 1993-94 under Kelvin Sampson. The Cougars have swept the Huskies, Ducks, and Beavers in Pullman for two-straight seasons and are 6-1 at Beasley Coliseum against Conference PNW opponents under Coach Smith.

DEFENDING THE PERIMETER
In addition to their offensive prowess from beyond the arc, the Cougars are also a top defensive team around the perimeter. WSU is 19th in the country and best in the Conference in three-point field goal defense, limiting opponents to 5.7 made 3-pointers per game. The Cougar backcourt is also quick to run shooters off the line, limiting opponents to 17.6 attempts from deep per game - best in the Pac-12 and third among major conferences. Against Conference opponents, Wazzu is holding teams to 32.4% from 3-point range (sixth in Pac-12).

WHAT, NO LOVE?
Washington State is one of only two programs in the Conference that did not receive a Pac-12 Weekly Performance Award, as voted by members of the media – the other being Stanford. This comes despite a league-leading 15 double-doubles from Mouhamed Gueye and the Pac-12's leader in offensive rebounds, as well as three Cougars in the Conference's top-10 3-point shooting and the second-highest single-game performance (Bamba, 36 points) in the Pac-12 this season. The last time Washington State did not receive a weekly honor over an entire season was 2017-18, before there were freshman honors, and WSU finished 4-14 and 11th in Conference play.

SLOW AND STEADY
The Cougs run one of the slowest offenses in the country, with the 330th tempo in the country, according to KenPom. Despite the pace of play, WSU boasts a top-60 offensive efficiency (58th), and a top-65 defensive efficiency (63rd).

RODMAN'S RETURN
During WSU's Senior Day celebration ahead of tipoff against Oregon, Feb. 19, senior forward DJ Rodman announced he would be utilizing his COVID eligibility rule and returning to WSU for a fifth season in 2023-24. Since returning for his senior season, Rodman has more than doubled his scoring output, while pulling in 5.6 rpg.

TJ'S JUNIOR JUMP
Bamba has proven to be a formidable force to contain, doubling his scoring output since his sophomore season. The junior has also doubled his assists per game and increased his rebounding average. Bamba gets to the free throw line more than any other Cougar. The Bronx native has attempted 128 shots at the charity stripe, making 94 of his attempts, eighth-most in the Pac-12.

SEASON SWEEP OF BAY AREA SCHOOLS
When the Cougars won back to back games at Stanford and California to conclude the month of February, the Cougars completed a season sweep of the Bay Area conference schools and swept the pair on the road in back-to-back seasons for the first time since the 1982 and 1983 seasons.

RODMAN'S NEW YEAR'S RESOLUTION
Despite missing two games to illness, DJ Rodman has scored in double figures seven times since Christmas, including a season-high 19 points in the Cougs' 1-point loss to No. 11/8 UCLA. The Newport Beach, Calif., native has averaged 10.9 points per game after averaging just 4.6 ppg through his first 12 games. Rodman is shooting 45.2% from 3-point range over that 16-game span (33-of-73). The senior veteran is ninth in the Conference in 3-point shooting with a 38.7% clip.

MULLINS MAGIC
After a four-game absence in the early season with minor knee injury, junior transfer Jabe Mullins has returned as one of the country's top 3-point shooters. He is second in the Pac-12 with a 41.5% (49-of-118) 3-point field goal percentage. Mullins averages 1.8 made 3-point field goals per game, 11th in the Pac-12. Seven times this season he has made 3+ shots from beyond the arc. Against Eastern Washington, Nov. 21, Mullins made eight 3-point field goals - the most made 3s by a Pac-12 player this season and tied for third-most by a high-major player in Division I. The Snoqualmie, Wash., native also rarely misses from the line, having missed just four since arriving at WSU (27-of-31) at 87.1%.

JAK IS BACK
Andrej Jakimovski is finding his form, as the North Macedonian junior returned to the starting lineup after missing the first 10 games of the season with a foot injury. Against Arizona State, Jan. 28, Jakimovski scored a career-high 22 points, leading WSU with his first 20-point game of his career. The North Macedonian grabbed a career-high 17 rebounds in the win at Washington, March 2. Jakimovski has made four or more 3-pointers three times. The sharp shooter made 5-of-6 from 3-point range in the win vs Stanford, matching a career-high for made field goals from beyond the arc. Jaki became the third Coug this season to make 5+ 3-pointers in a single game.

QUICK FACTS

THE UNIVERSITY

LOCATION: Pullman, Wash.
AFFILIATION: NCAA Division I
CONFERENCE: Pac-12
ENROLLMENT: 20,286
NICKNAME: Cougars
COLORS: Crimson and Gray
WSU SYSTEM PRESIDENT: Kirk H. Schulz
WSU PULLMAN CHANCELLOR: Elizabeth Chilton
DIRECTOR OF ATHLETICS: Pat Chun
SWA: Anne McCoy
FACULTY ATHLETICS REPRESENTATIVE: Nancy Swanger

COUGAR MEN'S BASKETBALL INFORMATION

HEAD COACH: Kyle Smith, Fourth Season
ASSOCIATE HEAD COACH: Jim Shaw
ASSISTANTS: John Andrzejek, Wayne Hunter
RECRUITING COORDINATOR: Derrick Wrobel
COORD. OF OPERATIONS: Anthony Lorenzo
GRADUATE MANAGER: Steve Frankoski
HOME VENUE: Friel Court at Beasley Coliseum (11,671)

2021-22 RECORD: 22-15
PAC-12 RECORD: 11-9
PAC-12 FINISH: 5th
POSTSEASON: NIT Semifinals
LETTERWINNERS RETURNING/LOST: 5/8
STARTERS RETURNING/LOST: 2/3
NEWCOMERS: 11 (7 freshmen, 3 transfers, 1 redshirt)

ATHLETIC COMMUNICATIONS

ASSOCIATE ATHLETIC DIRECTOR: Bill Stevens
MBB CONTACT: Jim Crawford
E-MAIL: j.crawford@wsu.edu
PHONE: 509-335-0265 (W) | 509-715-9788 (C)
ATHLETIC WEBSITE: www.wsucougars.com

MEDIA AVAILABILITY

Player and coach media availability typically takes place after practice Monday - Wednesday afternoon. Practices at this time take place either at PEB or Beasley. Please contact Jim Crawford early in the week to confirm practice times and availability. Media requests should be made 24 hours in advance.

CREDENTIALS

Credential requests for both home and road games must be made 24 hours prior to game time by emailing Jim Crawford (j.crawford@wsu.edu).

CREDENTIAL PICKUP

Credentials can be picked up on game day at the media entrance (Southeast Tunnel) of Beasley Coliseum.

MEDIA SEATING

Media seating is available in the upper bowl of section 14 on the south side of Beasley Coliseum

PHOTOGRAPHY AREAS

Credentialed photographers are permitted to shoot from the baseline and sidelines. No photographers are allowed in the team bench areas.

POSTGAME PROCEDURE

Head coach Kyle Smith and selected players will be available to the media in the Cougar Lounge after a cooling-off period.

COUGAR NOTES

COUGS CREATING SECOND CHANCES

The Cougars have become a prominent offensive rebounding team, leading to second-chance scoring opportunities. Washington State averages 11.0 offensive rebounds per game, which has led to an average of 11.5 second-chance points per game, compared to just 8.5 second-chance points per game for Cougar opponents. Wazzu leads the Pac-12 Conference in limiting opponents' offensive rebounds, offering up just 8.4 offensive rebounds per game on average.

TOP-20 TOUGHEST SCHEDULE & TOUGH LUCK

According to the KenPom adjusted strength of schedule, Washington State has played the 20th toughest schedule in the country. WSU is ranked 54th in the March 6 KenPom ratings. According to the KenPom "luck rating," a measure of the deviation between a team's actual winning percentage and what one would expect from its game-by-game efficiencies, the Cougars are the 320th luckiest team out of 363 ranked programs.

GETTING TO THE GLASS

Despite the Cougars lack of frontcourt experience, they hold a 3.1 rebounding margin this season (seventh in the Conference) and eight times they have posted a 10+ rebounding margin or better. When WSU faced Northern Kentucky, Dec. 7, the Cougs held the Norse to four first-half rebounds and just 12 rebounds in the game. It marked the fewest rebounds by a Washington State opponent since Dec. 29, 1992 when Princeton pulled in seven rebounds. The last time a WSU opponent was held below 20 rebounds was when Idaho State gathered 16 boards in Kennewick, Wash., Dec. 29, 2012. The Cougars finished with a +29 rebounding margin against Northern Kentucky, the largest margin since Nov. 15, 2008 when WSU went +34 (53-19) on the glass against Mississippi Valley State and only the second time in the last 25 years.

RODMAN RETURNING VETERAN

As the Cougars' veteran senior, Rodman leads the Cougars and Division-I with 27 charges drawn, more than double any teammate. On the offensive glass, Rodman has pulled in 57 offensive rebounds, second-most behind Gueye, and is second on the team with 5.6 total rebounds per game. The Newport Beach native has scored in double figures eight of his last 16 games, including his second-career double-double with 16 points and 12 rebounds at Arizona State (career-high vs Pac-12 opponent). Unofficially, Rodman leads Division I in charges drawn with 27 charges drawn this season. He has also led the team in steals, 10 times grabbing the most steals.

JUSTIN'S DREAM DEBUT

The Kentucky native dished out a career-high 12 assists in his WSU debut against Texas State, Nov. 7, the most assists by a Coug in a season opener since assists became an official stat in the 1985-86 season and the most by a WSU player in any game in 13 years, when Reggie Moore tallied 12 assists against Portland State, Dec. 19, 2009. It's also the first double-double with assists since Malachi Flynn dished out 11 assists to go with 11 points against Arizona, Jan. 31, 2018.

FREQUENT FLYERS

The Cougars have spent plenty of time in the air this year. WSU has made two separate trips to Texas this year, in addition to a trip to Hawaii. Since the start of the year, WSU has flown over 22,500 miles and will return from the Pac-12 Tournament with over 23,250 miles flown.

SPLASH SHOW SHATTERS SCHOOL SHOOTING RECORD

In the Nov. 25 game against Detroit Mercy, the Cougars set a school record with 19 made from beyond the arc. Jabe Mullins led WSU with six made 3-pointers as the Cougs finished 19-of 29 from downtown. The splash show marked the fourth time under Kyle Smith the Cougs have made 15+ from beyond the arc.

ADRAME ANNOUNCES HIMSELF

Twice this season freshman Adrame Diongue showcased his defensive length with three rejections. Against No. 6 Arizona, Jan. 26, the Senegalese freshman registered three blocked shots, after swatting three attempts away against No. 11 UCLA, Dec. 30. Diongue ranks second on the team behind Gueye with 12 blocked shots and is averaging just shy of one blocked shot per Conference game (0.92).

ROSARIO'S RETURN

Junior Carlos Rosario made his return for the Cougars in the season opener versus Texas State. It had been 627 days (Feb. 18, 2021) since Rosario last played for Wazzu, having to medically redshirt his sophomore season after playing just seven games his freshman season due to medical issues. In his return to the court, Rosario scored his first-career field goal and finished with a career-high six points and three rebounds.

COUGAR **NOTES**

INJURY BUG BITES EARLY
The Cougs have been short-handed since the start of the season due to injury. Prior to the season starting, the Cougars announced they will be without junior Dishon Jackson or redshirt freshman Myles Rice. Both are out indefinitely due to medical issues. Rice announced publicly in October he has been diagnosed with Hodgkin's Lymphoma and is undergoing treatment. Jackson did not disclose his medical issue and asked for privacy. WSU was also without Jakimovski (foot) for the first 10 games of the season, before making his return against George Washington, Dec. 22. Junior transfer Jabe Mullins, one of the hottest shooting guards in the country, missed four games with a knee injury. In addition, Bamba, Darling, Diongue, Rodman, and Rosario have each missed at least one game at different times due to illness or injury.

DEEP IN THE HEART OF TEXAS
The Cougars made two trips in Texas this season, falling to Prairie View A&M, Nov. 15, and most recently being defeated by No. 11 Baylor in Dallas, Dec. 18. In addition, WSU opened the season with a win at home over Texas State. It's the most games against Texas universities since the 2015-16 season, when the Cougs hosted Texas Southern, Texas State, and UTEP in Pullman. It's the first time since the 2014-15 season the Cougs played two games in Texas, opening the season at UTEP, Nov. 14, and at TCU, Nov. 17.

CLOSE TO HOME
Two Cougars have played close to home this season as WSU traveled to Prairie View, Nov. 15, just west of Houston where Coach Kyle Smith played high school basketball at Alief Hasting High School. In addition, the Cougs played, Nov. 21, at Spokane Arena against Eastern Washington, just down the road from Central Valley High School where WSU freshman Dylan Darling starred for the Bears as a 1,000-point scorer in the Greater Spokane League.

COUGAR DEBUTS
Largely due to injury, WSU has been forced to play young this year, as nine Cougars have made their WSU debut. In the season opener versus Texas State, seven players made their first Cougar appearance, including four Cougar freshmen (Darling, Diongue, Hamon-Crespin, and Houinsou), two junior transfers (Mullins, Powell), and one redshirt-senior (Olesen). Freshman AJ Rohosy earned his debut against Detroit Mercy, Nov. 25 and senior Jack Wilson entered his first game at Oregon, Dec. 1.

DARLING LEGACY COUG
Darling is a legacy Coug as both of his parents, James and Kim, are WSU graduates. His father played four years on the gridiron for the Cougs and was a first-team All-Pac-10 honoree twice and second-team Sporting News All-American as a senior. He went on to play 10 years in the NFL. Darling made his collegiate debut as the first substitute in the season opener versus Texas State, despite playing only three minutes due to injury. He made his first-career start, Nov. 21 against Eastern Washington, in his hometown of Spokane, Wash.

ABOUT THE 2022-23 COUGARS
WSU returns five letterwinners from last season's team, including two starters in TJ Bamba and Mouhamed Gueye. The Cougars welcome 11 new faces to the roster, including seven freshmen, two junior transfers, one senior transfer, and a returning senior redshirt in Ben Olesen. After losing three starters including All-Pac-12 First Teamer and leading scorer Michael Flowers, the Cougs will look to preseason All-Pac-12 honoree Mouhamed Gueye to lead the way in the paint in 2022-23.

NEW FACES READY TO MAKE AN IMPACT
The Cougs' six freshmen and three transfers are ready to contribute early. Two of the freshmen bring international experience to the Cougs, including Kymany Houinsou from France and Adrame Diongue from Senegal. Incoming transfers Jabe Mullins from Saint Mary's and Justin Powell from Tennessee are expected to be starters or heavy contributors to the Cougar lineup. Mullins saw action in 53 games at SMC, including playing in all 34 contests in 2021-22 off the bench a veteran laden Gaels squad. Powell saw action in 30 games for the Volunteers including playing in his first postseason contest against Longwood in the opening round of the NCAA Tournament.

GUEYE RETURNS WITH PRESEASON HONORS
In October, sophomore Mouhamed Gueye was named to the Pac-12 Preseason All-Conference First Team. A member of the 2021-22 Pac-12 All-Freshman Team, Gueye established himself as an elite rebounding presence during his freshman season, earning five Pac-12 Freshman of the Week honors. The 6-11 forward posted a team-best three double-doubles last year, including his first Pac-12 double-double with 16 points and 11 rebounds against Stanford, Jan. 13. Over the season, Gueye averaged 7.4 points and 5.2 rebounds per game. He also tallied 33 blocks, 4th all-time by a WSU freshman, and pulled in 181 rebounds, 5th all-time by a Coug freshman.

THE KYLE SMITH EFFECT - FAST FACTS ABOUT LAST YEAR'S COUGS
- First 20-win season since 2011 (8th 20-win season since the Pac formed in 1968-69)
- 22 wins ties for the most since 2010-11
- Program record 37 games played
- Back-to-back winning seasons for the first time since 2010-11 and 2011-12
- First winning season in Pac-12 play (11-9) since 2007-08 (13th time since the Pac formed)
- First top-5 finish in Pac-12 play since 2007-08
- First postseason road victory since 1995 (defeated SMU in Dallas in the NIT 2nd Round)
- NIT Semifinalist for the second time
- First win in Salt Lake City over Utah, 77-61 (Jan. 8, 2022) since 1946
- First sweep of the season series against the Utes all-time
- First Cougar team to beat Utah and Colorado in a home weekend sweep (Jan. 2022)
- First sweep the Bay Area Schools on the road (Feb. 2022) since the 1993 season
- First Pac-12 team since 2014-15 to hold multiple conference opponents under 45 points in the same season

WSU LOOKING TO BUILD OFF NIT RUN
The Cougs finished last year's postseason run in the NIT Semifinals for the second time in six tournament appearances and for the first time since 2011. All time at the NIT the Cougs are 10-6 including going 6-2 in their last two tournaments in 2022 and 2011 (both trips to the semifinals). The Cougs opened the 2022 tournament with an impressive 63-50 win over Santa Clara at home at Beasley Coliseum. In round two the Cougs took down 1-seed SMU, 75-63, in Dallas, handing the Mustangs their first loss at home in 2021-22. In Provo, the Cougs blasted BYU, 77-58, to earn their trip to NYC. The run would end at the Garden with a 72-56 loss to Texas A&M.

FOLLOW THE COUGS ON SOCIAL MEDIA ALL SEASON LONG
Get all the info, photos, and videos a true Coug Fan could want by following the team on Facebook, Twitter, and Instagram (WSUCougarMBB).



BENOLESEN

6-0 | SENIOR | GUARD | MILL CREEK, WASH.

2022-23 GAME-BY-GAME STATISTICS

DATE	OPPONENT	GS	MIN	FGM/A	%	3FG/A	%	FTM/A	%	OFF	DEF	TOT	AVG	PF	AST	T/O	BLK	STL	PTS	PPG
11/07/22	TEXAS ST		2	0-1	.000	0-1	.000	0-0	.000	0	0	0	0.0	0	0	0	0	0	0	0.0
11/12/22	VS BOISE ST		DNP (COACH DECISION)																	
11/15/22	AT PRAIRIE VIEW A&M		DNP (COACH DECISION)																	
11/21/22	AT EASTERN WASH		DNP (COACH DECISION)																	
11/25/22	DETROIT MERCY		3	0-1	.000	0-0	.000	0-0	.000	0	0	0	0.0	0	0	0	0	0	0	0.0
12/1/22	AT OREGON		DNP (COACH DECISION)																	
12/4/22	UTAH		DNP (COACH DECISION)																	
12/7/22	NORTHERN KENTUCKY		DNP (COACH DECISION)																	
12/10/22	VS UNLV		DNP (COACH DECISION)																	
12/18/22	VS BAYLOR		DNP (COACH DECISION)																	
12/22/22	GEORGE WASH.		DNP (COACH DECISION)																	
12/23/22	AT HAWAI'I		DNP (COACH DECISION)																	
12/25/22	VS UTAH STATE		DNP (COACH DECISION)																	
12/30/22	UCLA		DNP (COACH DECISION)																	
1/1/23	USC		DNP (COACH DECISION)																	
1/5/23	AT ARIZONA ST		DNP (COACH DECISION)																	
1/7/23	AT ARIZONA		DNP (COACH DECISION)																	
1/11/23	CALIFORNIA		2	0-2	.000	0-2	.000	0-0	.000	0	0	0	0.0	2	0	0	0	0	0	0.0
1/14/23	STANFORD		DNP (COACH DECISION)																	
1/19/23	AT UTAH		DNP (COACH DECISION)																	
1/22/23	AT COLORADO		DNP (COACH DECISION)																	
1/26/23	ARIZONA		DNP (COACH DECISION)																	
1/28/23	ARIZONA ST		DNP (COACH DECISION)																	
2/2/23	AT USC		DNP (COACH DECISION)																	
2/4/23	AT UCLA		1	0-0	.000	0-0	.000	0-0	.000	0	0	0	0.0	0	0	0	0	0	0	0.0
2/11/23	WASHINGTON		DNP (COACH DECISION)																	
2/16/23	OREGON ST		0	0-0	.000	0-0	.000	0-0	.000	0	1	1	0.2	0	0	0	0	0	0	0.0
2/19/23	OREGON		DNP (COACH DECISION)																	
2/23/23	AT STANFORD		DNP (COACH DECISION)																	
2/25/23	AT CALIFORNIA		DNP (COACH DECISION)																	
3/2/23	AT WASHINGTON		DNP (COACH DECISION)																	
3/8/23	VS CALIFORNIA																			
TOTAL			**8**	**0-4**	**.000**	**0-3**	**.000**	**0-0**	**.000**	**0**	**1**	**1**	**0.2**	**2**	**0**	**0**	**0**	**0**	**0**	**0.0**

CAREER/SEASON HIGHS

Minutes	
Career	3 vs Detroit Mercy, 11/25/22
Season	3 vs Detroit Mercy, 11/25/22
Pac-12	1 at UCLA, 2/4/23
Points	
Career	-
Season	-
Pac-12	-
Field Goals Made	
Career	-
Season	-
Pac-12	-
Field Goal Attempts	
Career	2 vs California, 1/11/23
Season	2 vs California, 1/11/23
Pac-12	2 vs California, 1/11/23
3-Pt Field Goals Made	
Career	-
Season	-
Pac-12	-
3-Pt Field Goal Attempts	
Career	2 vs California, 1/11/23
Season	2 vs California, 1/11/23
Pac-12	2 vs California, 1/11/23
Free Throws Made	
Career	-
Season	-
Pac-12	-
Free Throws Attempted	
Career	-
Season	-
Pac-12	-
Rebounds	
Career	1 vs Oregon State, 2/16/23
Season	1 vs Oregon State, 2/16/23
Pac-12	1 vs Oregon State, 2/16/23
Assists	
Career	-
Season	-
Pac-12	-
Blocks	
Career	-
Season	-
Pac-12	-
Steals	
Career	-
Season	-
Pac-12	-

Most Recent Occurrences Noted

MISC. STATS

Category	Season	Career
Double-Figure Scoring	0	0
Double-Figure Rebounding	0	0
Double-Doubles	0	0
Triple-Doubles	0	0
Led WSU in Scoring	0	0
Led WSU in Rebounding	0	0
20+ Point Games	0	0
30+ Point Games	0	0

CAREER STATS

YEAR	GP	GS	MIN	AVG	FG	FGA	PCT	3FG	3FGA	3PCT	FT	FTA	PCT	OFF	DEF	TOT	AVG	PF	FO	AST	A/G	TO	BLK	STL	PTS	AVG
2022-23	5	0	8	1.6	0	4	.000	0	3	.000	0	0	.000	0	1	1	0.2	2	0	0	0.0	0	0	0	0	0.0
TOTAL	5	0	8	1.6	0	4	.000	0	3	.000	0	0	.000	0	1	1	0.2	2	0	0	0.0	0	0	0	0	0.0



3

JABE**MULLINS**

6-6 | JUNIOR | GUARD | SNOQUALMIE, WASH.

2022-23 GAME-BY-GAME STATISTICS

DATE	OPPONENT	GS	MIN	FGM/A	%	3FG/A	%	FTM/A	%	OFF	DEF	TOT	AVG	PF	AST	T/O	BLK	STL	PTS	PPG
11/07/22	TEXAS ST	*	34	3-5	.600	1-2	.500	6-6	1.000	2	1	3	3.0	2	1	1	0	0	13	13.0
11/12/22	VS BOISE ST	*	32	2-9	.222	1-5	.200	0-1	.000	0	3	3	3.0	1	0	1	0	0	5	9.0
11/15/22	AT PRAIRIE VIEW A&M	*	32	2-7	.286	1-4	.250	2-2	1.000	1	2	3	3.0	1	2	3	0	1	7	8.3
11/21/22	AT EASTERN WASH	*	33	8-15	.533	8-11	.727	0-0	.000	0	7	7	4.0	0	1	1	0	0	24	12.3
11/25/22	DETROIT MERCY	*	32	7-10	.700	6-8	.750	2-2	1.000	0	1	1	3.4	4	3	2	0	1	22	14.2
12/1/22	AT OREGON			DNP (KNEE)																
12/4/22	UTAH			DNP (KNEE)																
12/7/22	NORTHERN KENTUCKY			DNP (KNEE)																
12/10/22	VS UNLV			DNP (KNEE)																
12/18/22	VS BAYLOR		29	5-11	.455	3-8	.375	3-3	1.000	0	1	1	3.0	2	0	2	0	0	16	14.5
12/22/22	GEORGE WASH.		23	3-6	.500	2-4	.500	0-0	.000	0	2	2	2.9	0	4	1	0	1	8	13.6
12/23/22	AT HAWAI'I		20	3-8	.375	1-4	.250	0-0	.000	0	2	2	2.8	1	0	2	1	0	7	12.8
12/25/22	VS UTAH STATE		9	0-3	.000	0-2	.000	0-0	.000	0	1	1	2.6	2	0	1	0	0	0	11.3
12/30/22	UCLA		29	4-9	.444	3-7	.429	0-0	.000	0	2	2	2.5	1	3	0	0	0	11	11.3
1/1/23	USC		22	6-8	.750	4-6	.667	0-0	.000	0	3	3	2.5	2	1	0	0	1	16	11.7
1/5/23	AT ARIZONA ST		24	7-12	.583	5-9	.556	0-0	.000	0	1	1	2.4	1	0	2	0	1	19	12.3
1/7/23	AT ARIZONA		27	3-6	.500	3-4	.750	4-4	1.000	0	2	2	2.4	2	3	0	0	0	13	12.4
1/11/23	CALIFORNIA		27	2-5	.400	1-3	.333	0-0	.000	0	5	5	2.6	0	3	1	0	2	5	11.9
1/14/23	STANFORD		21	1-4	.250	0-3	.000	0-0	.000	0	1	1	2.5	1	1	1	0	0	2	11.2
1/19/23	AT UTAH		26	5-10	.500	1-3	.333	0-0	.000	0	4	4	2.6	1	2	0	0	0	11	11.2
1/22/23	AT COLORADO		26	2-5	.400	0-2	.000	3-3	1.000	0	1	1	2.5	1	0	1	0	0	7	10.9
1/26/23	ARIZONA		14	0-4	.000	0-3	.000	0-0	.000	0	0	0	2.3	0	1	1	0	2	0	10.3
1/28/23	ARIZONA ST		14	1-2	.500	1-2	.500	0-0	.000	0	3	3	2.4	1	1	1	0	0	3	9.9
2/2/23	AT USC	*	24	0-3	.000	0-3	.000	2-2	1.000	0	0	0	2.3	2	5	1	0	0	2	9.6
2/4/23	AT UCLA	*	29	1-7	.143	1-6	.167	2-2	1.000	0	4	4	2.3	1	2	1	0	0	5	9.3
2/11/23	WASHINGTON		23	2-5	.400	2-4	.500	0-1	.000	0	3	3	2.4	0	3	2	0	1	6	9.2
2/16/23	OREGON ST		15	1-2	.500	1-2	.500	0-0	.000	0	1	1	2.3	0	1	0	0	0	3	8.9
2/19/23	OREGON		22	3-5	.600	1-3	.333	1-2	.500	0	1	1	2.3	1	4	0	0	3	8	8.9
2/23/23	AT STANFORD		14	1-3	.333	1-3	.333	0-0	.000	1	0	1	2.2	0	2	2	0	0	3	8.6
2/25/23	AT CALIFORNIA		21	2-7	.286	1-4	.250	2-2	1.000	1	2	3	2.2	2	1	1	0	0	7	8.6
3/2/23	AT WASHINGTON		11	1-4	.250	1-3	.333	0-1	.000	0	1	1	2.2	0	0	0	0	0	3	8.4
3/8/23	VS CALIFORNIA																			
TOTAL		**7**	**633**	**75-175**	**.429**	**49-118**	**.415**	**27-31**	**.871**	**5**	**54**	**59**	**2.2**	**29**	**45**	**28**	**1**	**13**	**226**	**8.4**

CAREER/SEASON HIGHS

Minutes
Career: 34 vs Texas State, 11/07/22
Season: 34 vs Texas State, 11/07/22
Pac-12: 29 (twice) at UCLA, 2/4/23

Points
Career: 24 at Eastern Washington, 11/21/22
Season: 24 at Eastern Washington, 11/21/22
Pac-12: 19 at Arizona State, 1/5/23

Field Goals Made
Career: 8 at Eastern Washington, 11/21/22
Season: 8 at Eastern Washington, 11/21/22
Pac-12: 7 at Arizona State, 1/5/23

Field Goal Attempts
Career: 15 at Eastern Washington, 11/21/22
Season: 15 at Eastern Washington, 11/21/22
Pac-12: 12 at Arizona State, 1/5/23

3-Pt Field Goals Made
Career: 8 at Eastern Washington, 11/21/22
Season: 8 at Eastern Washington, 11/21/22
Pac-12: 5 at Arizona State, 1/5/23

3-Pt Field Goal Attempts
Career: 11 at Eastern Washington, 11/21/22
Season: 11 at Eastern Washington, 11/21/22
Pac-12: 9 at Arizona State, 1/5/23

Free Throws Made
Career: 6 vs Texas State, 11/07/22
Season: 6 vs Texas State, 11/07/22
Pac-12: 4 at Arizona, 1/7/23

Free Throws Attempted
Career: 6 vs Texas State, 11/07/22
Season: 6 vs Texas State, 11/07/22
Pac-12: 4 at Arizona, 1/7/23

Rebounds
Career: 9 vs Sacramento State, 12/30/20
Season: 7 at Eastern Washington, 11/21/22
Pac-12: 5 vs California, 1/11/23

Assists
Career: 5 at Southern California, 2/2/23
Season: 5 at Southern California, 2/2/23
Pac-12: 5 at Southern California, 2/2/23

Blocks
Career: 1 (five times) at Hawaii, 12/23/22
Season: 1 at Hawaii, 12/23/22
Pac-12: -

Steals
Career: 3 vs Oregon, 2/19/23
Season: 3 vs Oregon, 2/19/23
Pac-12: 3 vs Oregon, 2/19/23

Most Recent Occurrences Noted

MISC. STATS

Category	Season	Career
Double-Figure Scoring	8	12
Double-Figure Rebounding	0	0
Double-Doubles	0	0
Triple-Doubles	0	0
Led WSU in Scoring	5	5
Led WSU in Rebounding	0	0
20+ Point Games	2	2
30+ Point Games	0	0

CAREER STATS

YEAR	GP	GS	MIN	AVG	FG	FGA	PCT	3FG	3FGA	3PCT	FT	FTA	PCT	OFF	DEF	TOT	AVG	PF	FO	AST	A/G	TO	BLK	STL	PTS	AVG
2020-21 *@SMC*	19	11	306	16.1	19	67	.284	10	38	.263	10	12	.833	6	30	36	1.9	16	0	13	0.7	15	2	10	58	3.1
2021-22 *@SMC*	34	0	328	9.6	34	83	.410	22	59	.373	8	12	.667	10	25	35	1.0	18	0	11	0.3	7	2	9	98	2.9
2022-23	27	7	633	23.4	75	175	.429	49	118	.415	27	31	.871	5	54	59	2.2	29	0	45	1.7	28	1	13	226	8.4
WSU TOTAL	**27**	**7**	**633**	**23.4**	**75**	**175**	**.429**	**49**	**118**	**.415**	**27**	**31**	**.871**	**5**	**54**	**59**	**2.2**	**29**	**0**	**45**	**1.7**	**28**	**1**	**13**	**226**	**8.4**
CAREER	80	18	1267	15.8	128	325	.394	81	214	.379	45	55	.818	21	109	130	1.6	63	0	68	0.9	50	5	31	382	4.8



5

TJ BAMBA

6-5 | JUNIOR | GUARD | BRONX, N.Y.

2022-23 GAME-BY-GAME STATISTICS

DATE	OPPONENT	GS	MIN	FGM/A	%	3FG/A	%	FTM/A	%	OFF	DEF	TOT	AVG	PF	AST	T/O	BLK	STL	PTS	PPG
11/07/22	TEXAS ST	*	22	3-7	.429	0-2	.000	2-5	.400	2	2	4	4.0	4	1	2	1	2	8	8.0
11/12/22	VS BOISE ST	*	38	9-16	.563	4-7	.571	2-4	.500	2	5	7	5.5	3	0	4	1	1	24	16.0
11/15/22	AT PRAIRIE VIEW A&M	*	34	4-7	.571	3-6	.500	5-6	.833	0	5	5	5.3	3	1	1	0	0	16	16.0
11/21/22	AT EASTERN WASH	*	31	6-13	.462	2-3	.667	0-1	.000	1	3	4	5.0	2	4	0	0	2	14	15.5
11/25/22	DETROIT MERCY	*	23	5-8	.625	4-5	.800	4-4	1.000	0	1	1	4.2	3	2	1	0	0	18	16.0
12/1/22	AT OREGON	*	34	5-13	.385	0-1	.000	4-5	.800	1	3	4	4.2	3	1	1	0	1	14	15.7
12/4/22	UTAH	*	36	6-18	.333	1-6	.167	1-5	.200	3	5	8	4.7	5	1	1	0	0	14	15.4
12/7/22	NORTHERN KENTUCKY	*	31	8-12	.667	2-5	.400	4-5	.800	0	3	3	4.5	2	1	2	1	1	22	16.3
12/10/22	VS UNLV	*	32	7-11	.636	4-6	.667	2-4	.500	1	3	4	4.4	5	2	4	0	0	20	16.7
12/18/22	VS BAYLOR	*	26	5-15	.333	1-6	.167	3-3	1.000	1	2	3	4.3	4	1	4	0	1	14	16.4
12/22/22	GEORGE WASH.	*	36	5-11	.455	2-5	.400	5-7	.714	1	6	7	4.5	2	2	2	0	1	17	16.5
12/23/22	AT HAWAI'I	*	38	6-18	.333	1-3	.333	6-6	1.000	1	3	4	4.5	3	0	0	0	0	19	16.7
12/25/22	VS UTAH STATE	*	37	4-12	.333	1-5	.200	10-12	.833	1	2	3	4.4	2	4	1	0	2	19	16.8
12/30/22	UCLA	*	36	2-9	.222	1-3	.333	0-0	.000	1	3	4	4.4	3	2	3	0	1	5	16.0
1/1/23	USC	*	23	5-11	.455	1-5	.200	3-6	.500	2	4	6	4.5	3	0	2	0	0	14	15.9
1/5/23	AT ARIZONA ST	*	30	4-10	.400	0-4	.000	1-1	1.000	0	1	1	4.3	5	4	3	0	1	9	15.4
1/7/23	AT ARIZONA	*	33	3-11	.273	1-5	.200	2-4	.500	1	1	2	4.1	1	3	1	1	0	9	15.1
1/11/23	CALIFORNIA	DNP (HAND)																		
1/14/23	STANFORD	DNP (HAND)																		
1/19/23	AT UTAH	DNP (HAND)																		
1/22/23	AT COLORADO	*	31	8-18	.444	0-3	.000	2-5	.400	0	1	1	3.9	2	2	1	0	2	18	15.2
1/26/23	ARIZONA	*	23	2-7	.286	1-3	.333	4-6	.667	0	3	3	3.9	3	0	5	0	0	9	14.9
1/28/23	ARIZONA ST	*	27	2-11	.182	1-7	.143	3-3	1.000	0	3	3	3.9	2	0	1	0	1	8	14.6
2/2/23	AT USC	*	32	2-10	.200	1-5	.200	2-2	1.000	0	3	3	3.8	3	3	2	0	0	7	14.2
2/4/23	AT UCLA	*	34	6-11	.545	2-6	.333	5-6	.833	2	3	5	3.9	1	0	2	0	2	19	14.4
2/11/23	WASHINGTON	*	39	5-14	.357	2-5	.400	8-10	.800	2	5	7	4.0	3	2	1	1	1	20	14.7
2/16/23	OREGON ST	*	29	4-9	.444	2-2	1.000	4-4	1.000	0	1	1	3.9	3	2	3	0	1	14	14.6
2/19/23	OREGON	*	34	5-17	.294	1-6	.167	0-0	.000	0	4	4	3.9	4	2	1	1	2	11	14.5
2/23/23	AT STANFORD	*	33	9-14	.643	4-5	.800	0-0	.000	0	1	1	3.8	3	1	0	0	1	22	14.8
2/25/23	AT CALIFORNIA	*	35	6-12	.500	2-6	.333	5-7	.714	0	2	2	3.7	3	0	5	1	0	19	14.9
3/2/23	AT WASHINGTON	*	36	13-20	.650	3-5	.600	7-7	1.000	1	1	2	3.6	3	2	1	1	1	36	15.7
3/8/23	VS CALIFORNIA																			
TOTAL		**28**	**893**	**149-345**	**.432**	**47-130**	**.362**	**94-128**	**.734**	**23**	**79**	**102**	**3.6**	**83**	**43**	**53**	**8**	**24**	**439**	**15.7**

CAREER/SEASON HIGHS

Minutes
Career: 39 vs Washington, 2/11/23
Season: 39 vs Washington, 2/11/23
Pac-12: 39 vs Washington, 2/11/23

Points
Career: 36 at Washington, 3/2/23
Season: 36 at Washington, 3/2/23
Pac-12: 36 at Washington, 3/2/23

Field Goals Made
Career: 13 at Washington, 3/2/23
Season: 13 at Washington, 3/2/23
Pac-12: 13 at Washington, 3/2/23

Field Goal Attempts
Career: 20 at Washington, 3/2/23
Season: 20 at Washington, 3/2/23
Pac-12: 20 at Washington, 3/2/23

3-Pt Field Goals Made
Career: 4 (four times) at Stanford, 2/23/23
Season: 4 (four times) at Stanford, 2/23/23
Pac-12: 4 at Stanford, 2/23/23

3-Pt Field Goal Attempts
Career: 8 vs SDSU, 12/11/21
Season: 7 (twice) vs Arizona State, 1/28/23
Pac-12: 7 vs Arizona State, 1/28/23

Free Throws Made
Career: 10 vs Utah State, 12/25/22
Season: 10 vs Utah State, 12/25/22
Pac-12: 8 vs Washington, 2/11/23

Free Throws Attempted
Career: 12 vs Utah State, 12/25/22
Season: 12 vs Utah State, 12/25/22
Pac-12: 10 vs Washington, 2/11/23

Rebounds
Career: 9 vs Seattle U, 11/12/21
Season: 7 (three times) vs Washington, 2/11/23
Pac-12: 8 (twice) vs Utah, 12/4/22

Assists
Career: 4 (three times) at Arizona State, 1/5/23
Season: 4 (three times) at Arizona State, 1/5/23
Pac-12: 4 at Arizona State, 1/5/23

Blocks
Career: 2 vs San Diego State, 12/11/21
Season: 1 (eight times) at Washington, 3/2/23
Pac-12: 1 (nine times) at Washington, 3/2/23

Steals
Career: 3 (four times) vs Stanford, 1/13/22
Season: 2 (six times) vs Oregon, 2/19/23
Pac-12: 3 (twice) vs Stanford, 1/13/22

Most Recent Occurrences Noted

MISC. STATS

Category	Season	Career
Double-Figure Scoring	21	38
Double-Figure Rebounding	0	0
Double-Doubles	0	0
Triple-Doubles	0	0
Led WSU in Scoring	10	12
Led WSU in Rebounding	2	6
20+ Point Games	6	6
30+ Point Games	1	1

CAREER STATS

YEAR	GP	GS	MIN	AVG	FG	FGA	PCT	3FG	3FGA	3PCT	FT	FTA	PCT	OFF	DEF	TOT	AVG	PF	FO	AST	A/G	TO	BLK	STL	PTS	AVG
2020-21	23	4	314	13.7	34	70	.486	12	20	.600	17	23	.739	8	29	37	1.6	36	0	14	0.6	31	2	10	97	4.2
2021-22	32	16	670	20.9	78	203	.384	32	89	.360	58	74	.784	36	74	110	3.4	68	1	21	0.7	34	9	25	246	7.7
2022-23	28	28	893	31.9	149	345	.432	47	130	.362	94	128	.734	23	79	102	3.6	83	3	43	1.5	53	8	24	439	15.7
TOTAL	83	48	1877	22.6	261	618	.422	91	239	.381	169	225	.751	67	182	249	3.0	187	4	78	0.9	118	19	59	782	9.4



11

DJ RODMAN

6-6 | SENIOR | FORWARD | NEWPORT BEACH, CALIF.

2022-23 GAME-BY-GAME STATISTICS

DATE	OPPONENT	GS	MIN	FGM/A	%	3FG/A	%	FTM/A	%	OFF	DEF	TOT	AVG	PF	AST	T/O	BLK	STL	PTS	PPG
11/07/22	TEXAS ST	*	29	5-9	.556	4-7	.571	2-4	.500	0	3	3	3.0	4	1	2	1	0	16	16.0
11/12/22	VS BOISE ST	*	34	2-9	.222	0-5	.000	0-0	.000	5	9	14	8.5	4	1	2	0	1	4	10.0
11/15/22	AT PRAIRIE VIEW A&M		DNP (ILLNESS)																	
11/21/22	AT EASTERN WASH		21	1-5	.200	0-4	.000	0-1	.000	0	2	2	6.3	3	1	0	1	0	2	7.3
11/25/22	DETROIT MERCY	*	27	4-7	.571	1-3	.333	0-0	.000	1	3	4	5.8	2	1	0	0	3	9	7.8
12/1/22	AT OREGON	*	37	2-7	.286	1-5	.200	0-0	.000	0	4	4	5.4	1	0	1	0	2	5	7.2
12/4/22	UTAH	*	38	0-7	.000	0-4	.000	5-6	.833	3	5	8	5.8	2	0	0	1	3	5	6.8
12/7/22	NORTHERN KENTUCKY	*	24	3-5	.600	1-3	.333	0-0	.000	5	1	6	5.9	1	1	2	1	0	7	6.9
12/10/22	VS UNLV	*	34	6-10	.600	2-5	.400	0-0	.000	1	4	5	5.8	0	2	0	0	1	14	7.8
12/18/22	VS BAYLOR	*	40	2-4	.500	2-3	.667	0-0	.000	2	5	7	5.9	4	2	1	1	2	6	7.6
12/22/22	GEORGE WASH.	*	33	1-8	.125	1-6	.167	0-0	.000	4	4	8	6.1	2	4	0	0	2	3	7.1
12/23/22	AT HAWAI'I	*	23	1-4	.250	1-2	.500	2-3	.667	1	1	2	5.7	1	0	2	0	0	5	6.9
12/25/22	VS UTAH STATE	*	20	2-3	.667	0-1	.000	2-3	.667	0	1	1	5.3	2	1	1	0	0	6	6.8
12/30/22	UCLA	*	31	7-10	.700	2-3	.667	3-3	1.000	2	3	5	5.3	4	1	2	1	0	19	7.8
1/1/23	USC	*	33	3-7	.429	3-6	.500	7-8	.875	1	3	4	5.2	0	1	1	0	0	16	8.4
1/5/23	AT ARIZONA ST	*	35	6-12	.500	4-8	.500	0-1	.000	4	8	12	5.7	1	1	0	0	0	16	8.9
1/7/23	AT ARIZONA	*	30	4-9	.444	3-7	.429	0-0	.000	2	3	5	5.6	4	0	0	1	0	11	9.0
1/11/23	CALIFORNIA	*	31	4-8	.500	4-5	.800	2-4	.500	2	4	6	5.6	0	2	2	0	1	14	9.3
1/14/23	STANFORD	*	31	5-8	.625	4-7	.571	1-1	1.000	1	3	4	5.6	3	2	1	0	1	15	9.6
1/19/23	AT UTAH	*	33	2-7	.286	2-5	.400	3-3	1.000	3	5	8	5.7	2	2	1	0	0	9	9.6
1/22/23	AT COLORADO	*	27	2-7	.286	1-4	.250	3-4	.750	1	3	4	5.6	2	1	1	0	0	8	9.5
1/26/23	ARIZONA	*	31	1-1	1.000	1-1	1.000	6-6	1.000	0	3	3	5.5	1	0	1	0	2	9	9.5
1/28/23	ARIZONA ST	*	24	1-7	.143	0-2	.000	1-1	1.000	3	3	6	5.5	0	2	0	0	0	3	9.2
2/2/23	AT USC		DNP (ILLNESS)																	
2/4/23	AT UCLA		DNP (ILLNESS)																	
2/11/23	WASHINGTON	*	35	1-8	.125	0-3	.000	2-2	1.000	7	2	9	5.7	3	3	0	0	0	4	9.0
2/16/23	OREGON ST	*	35	7-12	.583	4-7	.571	0-1	.000	1	3	4	5.6	2	1	2	0	0	18	9.3
2/19/23	OREGON	*	36	3-7	.429	3-5	.600	0-0	.000	1	2	3	5.5	1	0	1	0	0	9	9.3
2/23/23	AT STANFORD	*	31	1-3	.333	0-2	.000	2-2	1.000	0	3	3	5.4	4	1	0	0	2	4	9.1
2/25/23	AT CALIFORNIA	*	31	0-4	.000	0-2	.000	3-4	.750	1	9	10	5.6	3	0	0	0	0	3	8.9
3/2/23	AT WASHINGTON	*	39	6-9	.667	2-4	.500	2-3	.667	6	1	7	5.6	2	5	1	0	0	16	9.1
3/8/23	VS CALIFORNIA																			
TOTAL		**27**	**873**	**82-197**	**.416**	**46-119**	**.387**	**46-60**	**.767**	**57**	**100**	**157**	**5.6**	**58**	**36**	**24**	**7**	**20**	**256**	**9.1**

CAREER/SEASON HIGHS

Minutes
Career: 41 vs Stanford, 2/20/21
Season: 40 vs Baylor, 12/18/22
Pac-12: 41 vs Stanford, 2/20/21

Points
Career: 21 vs Northern Colorado, 12/18/21
Season: 19 vs UCLA, 12/30/22
Pac-12: 19 vs UCLA, 12/30/22

Field Goals Made
Career: 7 (three times) vs Oregon State, 2/16/23
Season: 7 (twice) vs Oregon State, 2/16/23
Pac-12: 7 (twice) vs Oregon State, 2/16/23

Field Goal Attempts
Career: 13 vs Northern Colorado, 12/18/21
Season: 12 (twice) vs Oregon State, 2/16/23
Pac-12: 12 (twice) vs Oregon State, 2/16/23

3-Pt Field Goals Made
Career: 6 vs Northern Colorado, 12/18/21
Season: 4 (five times) vs Oregon State, 2/16/23
Pac-12: 4 (five times) vs Oregon State, 2/16/23

3-Pt Field Goal Attempts
Career: 11 vs Northern Colorado, 12/18/21
Season: 8 at Arizona State, 1/5/23
Pac-12: 8 at Arizona State, 1/5/23

Free Throws Made
Career: 7 vs USC, 1/1/23
Season: 7 vs USC, 1/1/23
Pac-12: 7 vs USC, 1/1/23

Free Throws Attempted
Career: 8 vs USC, 1/1/23
Season: 8 vs USC, 1/1/23
Pac-12: 8 vs USC, 1/1/23

Rebounds
Career: 14 vs Boise State, 11/12/22
Season: 14 vs Boise State, 11/12/22
Pac-12: 12 at Arizona State, 1/5/23

Assists
Career: 5 (twice) at Washington, 3/2/23
Season: 5 at Washington, 3/2/23
Pac-12: 5 at Washington, 3/2/23

Blocks
Career: 2 vs Colorado, 1/30/22
Season: 1 (seven times) at Arizona, 1/7/23
Pac-12: 2 vs Colorado, 1/30/22

Steals
Career: 3 (twice) vs Utah, 12/4/22
Season: 3 (twice) vs Utah, 12/4/22
Pac-12: 3 vs Utah, 12/4/22

Most Recent Occurrences Noted

MISC. STATS

Category	Season	Career
Double-Figure Scoring	10	18
Double-Figure Rebounding	3	4
Double-Doubles	1	2
Triple-Doubles	0	0
Led WSU in Scoring	3	4
Led WSU in Rebounding	5	8
20+ Point Games	0	1
30+ Point Games	0	0

CAREER STATS

YEAR	GP	GS	MIN	AVG	FG	FGA	PCT	3FG	3FGA	3PCT	FT	FTA	PCT	OFF	DEF	TOT	AVG	PF	FO	AST	A/G	TO	BLK	STL	PTS	AVG
2019-20	26	0	310	11.9	14	51	.275	10	35	.286	6	10	.600	18	32	50	1.9	22	0	7	0.3	8	0	5	44	1.7
2020-21	19	10	443	23.3	39	97	.402	23	56	.411	15	20	.750	28	42	70	3.7	33	0	17	0.9	15	2	7	116	6.1
2021-22	35	2	683	19.5	50	119	.420	19	68	.279	29	36	.806	56	88	144	4.1	49	1	32	0.9	21	7	13	148	4.2
2022-23	28	27	873	31.2	82	197	.416	46	119	.387	46	60	.767	57	100	157	5.6	58	0	36	1.3	24	7	20	256	9.1
TOTAL	108	39	2304	21.3	185	463	.400	98	277	.354	96	126	.762	159	262	421	3.9	162	1	92	0.9	68	16	45	564	5.2



13

CARLOS**ROSARIO**

6-7 | JUNIOR | FORWARD | SANTO DOMINGO, DOMINICAN REPUBLIC

2022-23 GAME-BY-GAME STATISTICS

DATE	OPPONENT	GS	MIN	FGM/A	%	3FG/A	%	FTM/A	%	OFF	DEF	TOT	AVG	PF	AST	T/O	BLK	STL	PTS	PPG
11/07/22	TEXAS ST		13	2-3	.667	0-0	.000	2-3	.667	1	2	3	3.0	4	1	0	1	2	6	6.0
11/12/22	VS BOISE ST		12	1-4	.250	0-2	.000	2-2	1.000	0	3	3	3.0	2	1	0	1	0	4	5.0
11/15/22	AT PRAIRIE VIEW A&M		18	1-6	.167	1-4	.250	1-3	.333	2	3	5	3.7	1	0	2	0	0	4	4.7
11/21/22	AT EASTERN WASH		4	1-1	1.000	0-0	.000	0-0	.000	0	1	1	3.0	1	0	0	0	0	2	4.0
11/25/22	DETROIT MERCY		DNP (ILLNESS)																	
12/1/22	AT OREGON		10	1-1	1.000	0-0	.000	0-0	.000	0	1	1	2.6	0	0	3	1	0	2	3.6
12/4/22	UTAH		4	0-0	.000	0-0	.000	0-0	.000	0	0	0	2.2	0	0	0	0	0	0	3.0
12/7/22	NORTHERN KENTUCKY		13	1-3	.333	0-2	.000	0-1	.000	1	2	3	2.3	3	0	1	0	1	2	2.9
12/10/22	VS UNLV		13	2-2	1.000	1-1	1.000	0-0	.000	0	2	2	2.3	2	0	2	0	0	5	3.1
12/18/22	VS BAYLOR		3	0-1	.000	0-1	.000	0-1	.000	0	0	0	2.0	1	0	0	0	0	0	2.8
12/22/22	GEORGE WASH.		5	1-2	.500	0-0	.000	1-2	.500	0	0	0	1.8	1	0	0	0	0	3	2.8
12/23/22	AT HAWAI'I		10	0-0	.000	0-0	.000	0-0	.000	1	0	1	1.7	1	1	0	0	0	0	2.5
12/25/22	VS UTAH STATE		22	3-4	.750	1-1	1.000	0-0	.000	1	2	3	1.8	1	0	0	0	0	7	2.9
12/30/22	UCLA		0	0-0	.000	0-0	.000	0-0	.000	0	0	0	1.7	0	0	0	0	0	0	2.7
1/1/23	USC		DNP (COACH DECISION)																	
1/5/23	AT ARIZONA ST		10	0-0	.000	0-0	.000	0-0	.000	0	0	0	1.6	1	1	0	0	1	0	2.5
1/7/23	AT ARIZONA		DNP (COACH DECISION)																	
1/11/23	CALIFORNIA		5	0-1	.000	0-0	.000	0-0	.000	2	0	2	1.6	1	0	2	0	0	0	2.3
1/14/23	STANFORD		13	1-3	.333	0-1	.000	2-2	1.000	1	1	2	1.6	4	0	0	0	1	4	2.4
1/19/23	AT UTAH		10	0-0	.000	0-0	.000	1-2	.500	0	0	0	1.5	2	1	1	0	0	1	2.4
1/22/23	AT COLORADO		DNP (COACH DECISION)																	
1/26/23	ARIZONA		DNP (COACH DECISION)																	
1/28/23	ARIZONA ST		DNP (COACH DECISION)																	
2/2/23	AT USC		20	2-5	.400	1-2	.500	1-2	.500	2	2	4	1.7	5	1	0	0	0	6	2.6
2/4/23	AT UCLA		17	0-2	.000	0-0	.000	0-0	.000	0	2	2	1.7	1	0	2	1	0	0	2.4
2/11/23	WASHINGTON		DNP (COACH DECISION)																	
2/16/23	OREGON ST		1	0-1	.000	0-1	.000	0-1	.000	0	0	0	1.6	0	0	0	0	0	0	2.3
2/19/23	OREGON		DNP (COACH DECISION)																	
2/23/23	AT STANFORD		DNP (COACH DECISION)																	
2/25/23	AT CALIFORNIA		DNP (COACH DECISION)																	
3/2/23	AT WASHINGTON		DNP (COACH DECISION)																	
3/8/23	VS CALIFORNIA																			
TOTAL			**203**	**16-39**	**.410**	**4-15**	**.267**	**10-19**	**.526**	**11**	**21**	**32**	**1.6**	**31**	**6**	**13**	**4**	**5**	**46**	**2.3**

CAREER/SEASON HIGHS

Minutes
Career — 22 vs Utah State, 12/25/22
Season — 22 vs Utah State, 12/25/22
Pac-12 — 22 at Southern California, 2/2/23

Points
Career — 7 vs Utah State, 12/25/22
Season — 7 vs Utah State, 12/25/22
Pac-12 — 6 at Southern California, 2/2/23

Field Goals Made
Career — 3 vs Utah State, 12/25/22
Season — 3 vs Utah State, 12/25/22
Pac-12 — 2 at Southern California, 2/2/23

Field Goal Attempts
Career — 6 at Prairie View A&M, 11/15/22
Season — 6 at Prairie View A&M, 11/15/22
Pac-12 — 5 at Southern California, 2/2/23

3-Pt Field Goals Made
Career — 1 (four times) at Southern California, 2/2/23
Season — 1 (four times) at Southern California, 2/2/23
Pac-12 — 1 at Southern California, 2/2/23

3-Pt Field Goal Attempts
Career — 4 at Prairie View A&M, 11/15/22
Season — 4 at Prairie View A&M, 11/15/22
Pac-12 — 2 at Southern California, 2/2/23

Free Throws Made
Career — 2 (four times) vs Stanford, 1/14/23
Season — 2 (three times) vs Stanford, 1/14/23
Pac-12 — 2 (twice) vs Stanford, 1/14/23

Free Throws Attempted
Career — 3 (twice) at Prairie View A&M, 11/15/22
Season — 3 (twice) at Prairie View A&M, 11/15/22
Pac-12 — 2 (five times) at Southern California, 2/2/23

Rebounds
Career — 5 at Prairie View A&M, 11/15/22
Season — 5 at Prairie View A&M, 11/15/22
Pac-12 — 4 at Southern California, 2/2/23

Assists
Career — 1 (six times) at Southern California, 2/2/23
Season — 1 (six times) at Southern California, 2/2/23
Pac-12 — 1 (three times) at Southern California, 2/2/23

Blocks
Career — 1 (four times) at UCLA, 2/4/23
Season — 1 (four times) at UCLA, 2/4/23
Pac-12 — 1 (twice) at UCLA, 2/4/23

Steals
Career — 2 vs Texas State, 11/07/22
Season — 2 vs Texas State, 11/07/22
Pac-12 — 1 (three times) vs Stanford, 1/14/23

Most Recent Occurrences Noted

MISC. STATS

Category	Season	Career
Double-Figure Scoring	0	0
Double-Figure Rebounding	0	0
Double-Doubles	0	0
Triple-Doubles	0	0
Led WSU in Scoring	0	0
Led WSU in Rebounding	1	1
20+ Point Games	0	0
30+ Point Games	0	0

CAREER STATS

YEAR	GP	GS	MIN	AVG	FG	FGA	PCT	3FG	3FGA	3PCT	FT	FTA	PCT	OFF	DEF	TOT	AVG	PF	FO	AST	A/G	TO	BLK	STL	PTS	AVG
2020-21	7	0	38	5.4	0	5	.000	0	3	.000	2	4	.500	1	3	4	0.6	4	0	0	0.0	1	0	1	2	0.3
2022-23	20	0	203	10.2	16	39	.410	4	15	.267	10	19	.526	11	21	32	1.6	31	1	6	0.3	13	4	5	46	2.3
TOTAL	27	0	241	8.9	16	44	.364	4	18	.222	12	23	.522	12	24	36	1.3	35	1	6	0.2	14	4	6	48	1.8



15

ADRAME**DIONGUE**

7-0 | FRESHMAN | CENTER | DAKAR, SENEGAL

2022-23 GAME-BY-GAME STATISTICS

DATE	OPPONENT	GS	MIN	FGM/A	%	3FG/A	%	FTM/A	%	OFF	DEF	TOT	AVG	PF	AST	T/O	BLK	STL	PTS	PPG
11/07/22	TEXAS ST		2	0-0	.000	0-0	.000	0-0	.000	0	1	1	1.0	0	0	0	0	0	0	0.0
11/12/22	VS BOISE ST		1	0-0	.000	0-0	.000	0-0	.000	0	0	0	0.5	0	0	0	0	0	0	0.0
11/15/22	AT PRAIRIE VIEW A&M		13	1-2	.500	0-1	.000	4-6	.667	1	3	4	1.7	3	1	1	0	0	6	2.0
11/21/22	AT EASTERN WASH		10	0-0	.000	0-0	.000	3-4	.750	1	3	4	2.3	2	0	1	0	0	3	2.3
11/25/22	DETROIT MERCY		6	0-1	.000	0-0	.000	0-0	.000	1	0	1	2.0	0	0	1	0	0	0	1.8
12/1/22	AT OREGON		5	1-1	1.000	0-0	.000	0-0	.000	1	1	2	2.0	2	0	1	0	0	2	1.8
12/4/22	UTAH		DNP (ILLNESS)																	
12/7/22	NORTHERN KENTUCKY		DNP (ILLNESS)																	
12/10/22	VS UNLV		DNP (COACH DECISION)																	
12/18/22	VS BAYLOR		7	0-1	.000	0-0	.000	0-0	.000	1	0	1	1.9	1	1	1	0	0	0	1.6
12/22/22	GEORGE WASH.		DNP (COACH DECISION)																	
12/23/22	AT HAWAI'I		14	2-4	.500	0-0	.000	1-1	1.000	4	4	8	2.6	3	0	1	0	1	5	2.0
12/25/22	VS UTAH STATE		3	0-0	.000	0-0	.000	0-0	.000	0	0	0	2.3	1	0	0	0	0	0	1.8
12/30/22	UCLA		10	1-2	.500	0-0	.000	0-0	.000	0	1	1	2.2	1	0	0	3	0	2	1.8
1/1/23	USC		3	0-0	.000	0-0	.000	0-0	.000	0	1	1	2.1	2	0	1	0	1	0	1.6
1/5/23	AT ARIZONA ST		1	0-0	.000	0-0	.000	0-0	.000	0	0	0	1.9	0	0	0	0	0	0	1.5
1/7/23	AT ARIZONA		8	0-0	.000	0-0	.000	0-0	.000	2	3	5	2.2	3	0	2	0	1	0	1.4
1/11/23	CALIFORNIA		9	1-1	1.000	0-0	.000	2-3	.667	0	1	1	2.1	4	0	2	1	0	4	1.6
1/14/23	STANFORD		10	2-3	.667	0-0	.000	0-2	.000	4	1	5	2.3	0	0	0	1	0	4	1.7
1/19/23	AT UTAH		5	2-2	1.000	0-0	.000	0-0	.000	1	0	1	2.2	0	0	0	0	0	4	1.9
1/22/23	AT COLORADO		15	0-0	.000	0-0	.000	0-0	.000	1	3	4	2.3	3	1	1	2	0	0	1.8
1/26/23	ARIZONA		8	0-2	.000	0-0	.000	0-0	.000	0	1	1	2.2	1	1	1	3	1	0	1.7
1/28/23	ARIZONA ST		4	0-0	.000	0-0	.000	0-0	.000	0	0	0	2.1	1	0	1	2	1	0	1.6
2/2/23	AT USC		DNP (ILLNESS)																	
2/4/23	AT UCLA		1	0-0	.000	0-0	.000	0-0	.000	0	0	0	2.0	0	0	1	0	0	0	1.5
2/11/23	WASHINGTON		1	0-0	.000	0-0	.000	0-0	.000	0	0	0	1.9	3	0	0	0	0	0	1.4
2/16/23	OREGON ST		DNP (HAND)																	
2/19/23	OREGON		DNP (HAND)																	
2/23/23	AT STANFORD		DNP (HAND)																	
2/25/23	AT CALIFORNIA		DNP (HAND)																	
3/2/23	AT WASHINGTON		DNP (COACH DECISION)																	
3/8/23	VS CALIFORNIA																			
TOTAL			**135**	**10-19**	**.526**	**0-1**	**.000**	**10-16**	**.625**	**17**	**23**	**40**	**1.9**	**30**	**4**	**15**	**12**	**5**	**30**	**1.4**

CAREER/SEASON HIGHS

Minutes
Career: 15 at Colorado, 1/22/23
Season: 15 at Colorado, 1/22/23
Pac-12: 15 at Colorado, 1/22/23

Points
Career: 6 at Prairie View A&M, 11/15/22
Season: 6 at Prairie View A&M, 11/15/22
Pac-12: 4 (three times) at Utah, 1/19/23

Field Goals Made
Career: 2 (three times) at Utah, 1/19/23
Season: 2 (three times) at Utah, 1/19/23
Pac-12: 2 (twice) at Utah, 1/19/23

Field Goal Attempts
Career: 4 at Hawaii, 12/23/22
Season: 4 at Hawaii, 12/23/22
Pac-12: 3 vs Stanford, 1/14/23

3-Pt Field Goals Made
Career: -
Season: -
Pac-12: -

3-Pt Field Goal Attempts
Career: 1 at Prairie View A&M, 11/15/22
Season: 1 at Prairie View A&M, 11/15/22
Pac-12: -

Free Throws Made
Career: 4 at Prairie View A&M, 11/15/22
Season: 4 at Prairie View A&M, 11/15/22
Pac-12: 2 vs California, 1/11/23

Free Throws Attempted
Career: 6 at Prairie View A&M, 11/15/22
Season: 6 at Prairie View A&M, 11/15/22
Pac-12: 3 vs California, 1/11/23

Rebounds
Career: 8 at Hawaii, 12/23/22
Season: 8 at Hawaii, 12/23/22
Pac-12: 5 (twice) vs Stanford, 1/14/23

Assists
Career: 1 (four times) vs Arizona, 1/26/23
Season: 1 (four times) vs Arizona, 1/26/23
Pac-12: 1 (twice) vs Arizona, 1/26/23

Blocks
Career: 3 (twice) vs Arizona, 1/26/23
Season: 3 (twice) vs Arizona, 1/26/23
Pac-12: 3 (twice) vs Arizona, 1/26/23

Steals
Career: 1 (five times) vs Arizona State, 1/28/23
Season: 1 (five times) vs Arizona State, 1/28/23
Pac-12: 1 (four times) vs Arizona State, 1/28/23

Most Recent Occurrences Noted

MISC. STATS

Category	Season	Career
Double-Figure Scoring	0	0
Double-Figure Rebounding	0	0
Double-Doubles	0	0
Triple-Doubles	0	0
Led WSU in Scoring	0	0
Led WSU in Rebounding	2	2
20+ Point Games	0	0
30+ Point Games	0	0

CAREER STATS

YEAR	GP	GS	MIN	AVG	FG	FGA	PCT	3FG	3FGA	3PCT	FT	FTA	PCT	OFF	DEF	TOT	AVG	PF	FO	AST	A/G	TO	BLK	STL	PTS	AVG
2022-23	21	0	135	6.4	10	19	.526	0	1	.000	10	16	.625	17	23	40	1.9	30	0	4	0.2	15	12	5	30	1.4
TOTAL	21	0	135	6.4	10	19	.526	0	1	.000	10	16	.625	17	23	40	1.9	30	0	4	0.2	15	12	5	30	1.4



21

JACK**WILSON**

6-11 | SENIOR | CENTER | MONTARA, CALIF.

2022-23 GAME-BY-GAME STATISTICS

DATE	OPPONENT	GS	MIN	FGM/A	%	3FG/A	%	FTM/A	%	OFF	DEF	TOT	AVG	PF	AST	T/O	BLK	STL	PTS	PPG
11/07/22	TEXAS ST		DNP (NOT ON TEAM)																	
11/12/22	VS BOISE ST		DNP (NOT ON TEAM)																	
11/15/22	AT PRAIRIE VIEW A&M		DNP (NOT ON TEAM)																	
11/21/22	AT EASTERN WASH		DNP (NOT ON TEAM)																	
11/25/22	DETROIT MERCY		DNP (NOT ON TEAM)																	
12/1/22	AT OREGON		1	0-0	.000	0-0	.000	0-0	.000	0	0	0	0.0	0	0	0	0	0	0	0.0
12/4/22	UTAH		DNP (COACH DECISION)																	
12/7/22	NORTHERN KENTUCKY		2	0-0	.000	0-0	.000	0-0	.000	0	1	1	0.5	0	0	0	0	0	0	0.0
12/10/22	VS UNLV		DNP (COACH DECISION)																	
12/18/22	VS BAYLOR		DNP (COACH DECISION)																	
12/22/22	GEORGE WASH.		DNP (COACH DECISION)																	
12/23/22	AT HAWAI'I		DNP (COACH DECISION)																	
12/25/22	VS UTAH STATE		DNP (COACH DECISION)																	
12/30/22	UCLA		DNP (COACH DECISION)																	
1/1/23	USC		DNP (COACH DECISION)																	
1/5/23	AT ARIZONA ST		2	0-0	.000	0-0	.000	0-1	.000	0	0	0	0.3	1	0	1	0	0	0	0.0
1/7/23	AT ARIZONA		DNP (COACH DECISION)																	
1/11/23	CALIFORNIA		3	0-0	.000	0-0	.000	0-0	.000	0	0	0	0.3	1	0	1	0	0	0	0.0
1/14/23	STANFORD		DNP (COACH DECISION)																	
1/19/23	AT UTAH		DNP (COACH DECISION)																	
1/22/23	AT COLORADO		DNP (COACH DECISION)																	
1/26/23	ARIZONA		DNP (COACH DECISION)																	
1/28/23	ARIZONA ST		DNP (COACH DECISION)																	
2/2/23	AT USC		2	0-0	.000	0-0	.000	0-0	.000	1	0	1	0.4	0	0	0	0	0	0	0.0
2/4/23	AT UCLA		6	0-1	.000	0-0	.000	0-0	.000	1	0	1	0.5	2	0	0	0	0	0	0.0
2/11/23	WASHINGTON		DNP (COACH DECISION)																	
2/16/23	OREGON ST		1	0-0	.000	0-0	.000	0-0	.000	0	0	0	0.4	0	0	0	0	0	0	0.0
2/19/23	OREGON		1	0-0	.000	0-0	.000	0-0	.000	0	0	0	0.4	1	0	0	0	0	0	0.0
2/23/23	AT STANFORD		1	0-0	.000	0-0	.000	0-0	.000	0	0	0	0.3	1	0	1	0	0	0	0.0
2/25/23	AT CALIFORNIA		3	1-1	1.000	0-0	.000	0-0	.000	0	0	0	0.3	1	1	0	0	0	2	0.2
3/2/23	AT WASHINGTON		4	0-1	.000	0-0	.000	0-0	.000	0	0	0	0.3	1	0	0	0	0	0	0.2
3/8/23	VS CALIFORNIA																			
TOTAL			**25**	**1-3**	**.333**	**0-0**	**.000**	**0-1**	**.000**	**2**	**1**	**3**	**0.3**	**8**	**1**	**3**	**0**	**0**	**2**	**0.2**

CAREER/SEASON HIGHS

Minutes
Career: 30 vs Southern Utah, 1/27/20
Season: 6 at UCLA, 2/4/23
Pac-12: 6 at UCLA, 2/4/23

Points
Career: 12 at Weber State, 12/30/19
Season: 2 at Stanford, 2/25/23
Pac-12: 2 at Stanford, 2/25/23

Field Goals Made
Career: 6 at Weber State, 12/30/19
Season: 1 at Stanford, 2/25/23
Pac-12: 1 at Stanford, 2/25/23

Field Goal Attempts
Career: 11 vs Southern Utah, 1/27/20
Season: 1 (three times) at Washington, 3/2/23
Pac-12: 1 (three times) at Washington, 3/2/23

3-Pt Field Goals Made
Career: -
Season: -
Pac-12: -

3-Pt Field Goal Attempts
Career: -
Season: -
Pac-12: -

Free Throws Made
Career: 4 vs Eastern Washington, 1/16/20
Season: -
Pac-12: -

Free Throws Attempted
Career: 6 vs Eastern Washington, 1/16/20
Season: 1 at Arizona State, 1/5/23
Pac-12: 1 at Arizona State, 1/5/23

Rebounds
Career: 8 vs Southern Utah, 1/27/20
Season: 1 (three times) at UCLA, 2/4/23
Pac-12: 1 (twice) at UCLA, 2/4/23

Assists
Career: 2 vs Sacramento State, 2/22/20
Season: 1 at Stanford, 2/25/23
Pac-12: 1 at Stanford, 2/25/23

Blocks
Career: 2 at Weber State, 12/30/19
Season: -
Pac-12: -

Steals
Career: -
Season: -
Pac-12: -

Most Recent Occurrences Noted

MISC. STATS

Category	Season	Career
Double-Figure Scoring	0	4
Double-Figure Rebounding	0	0
Double-Doubles	0	0
Triple-Doubles	0	0
Led WSU in Scoring	0	0
Led WSU in Rebounding	0	0
20+ Point Games	0	0
30+ Point Games	0	0

CAREER STATS

YEAR	GP	GS	MIN	AVG	FG	FGA	PCT	3FG	3FGA	3PCT	FT	FTA	PCT	OFF	DEF	TOT	AVG	PF	FO	AST	A/G	TO	BLK	STL	PTS	AVG
2018-19*@OSU*	7	0	20	2.9	0	3	.000	0	0	.000	0	0	.000	1	0	1	0.1	4	0	0	0.0	1	0	0	0	0.0
2019-20*@IDA*	18	0	278	15.4	30	80	.375	0	0	.000	15	23	.652	11	46	57	3.2	50	1	8	0.4	22	4	0	75	4.2
2020-21*@IDA*	4	0	36	9.0	2	6	.333	0	0	.000	1	4	.250	0	6	6	1.5	8	0	2	0.5	2	1	0	5	1.3
2022-23	11	0	25	2.3	1	3	.333	0	0	.000	0	1	.000	2	1	3	0.3	8	0	1	0.1	3	0	0	2	0.2
WSU TOTAL	**11**	**0**	**25**	**2.3**	**1**	**3**	**.333**	**0**	**0**	**.000**	**0**	**1**	**.000**	**2**	**1**	**3**	**0.3**	**8**	**0**	**1**	**0.1**	**3**	**0**	**0**	**2**	**0.2**
2022-23	40	0	359	9.0	33	92	.359	0	0	.000	16	28	.571	14	53	67	1.8	68	1	11	0.3	31	5	0	82	2.1



22

DYLAN DARLING

6-2 | FRESHMAN | GUARD | SPOKANE, WASH.

2022-23 GAME-BY-GAME STATISTICS

DATE	OPPONENT	GS	MIN	FGM/A	%	3FG/A	%	FTM/A	%	OFF	DEF	TOT	AVG	PF	AST	T/O	BLK	STL	PTS	PPG
11/07/22	TEXAS ST		3	0-0	.000	0-0	.000	0-0	.000	0	0	0	0.0	1	0	0	0	0	0	0.0
11/12/22	VS BOISE ST		DNP (HIP)																	
11/15/22	AT PRAIRIE VIEW A&M		27	2-5	.400	0-1	.000	2-2	1.000	0	4	4	2.0	1	1	2	0	0	6	3.0
11/21/22	AT EASTERN WASH	*	16	0-2	.000	0-1	.000	0-0	.000	0	0	0	1.3	4	1	1	0	0	0	2.0
11/25/22	DETROIT MERCY		17	0-1	.000	0-0	.000	2-2	1.000	0	2	2	1.5	4	4	1	0	1	2	2.0
12/1/22	AT OREGON	*	23	1-4	.250	1-2	.500	0-0	.000	0	1	1	1.4	1	0	2	0	0	3	2.2
12/4/22	UTAH	*	27	1-4	.250	0-2	.000	3-5	.600	1	1	2	1.5	2	2	1	0	3	5	2.7
12/7/22	NORTHERN KENTUCKY	*	19	0-2	.000	0-2	.000	0-0	.000	0	4	4	1.9	0	1	2	0	2	0	2.3
12/10/22	VS UNLV		8	1-1	1.000	0-0	.000	0-0	.000	0	3	3	2.0	2	0	2	0	0	2	2.3
12/18/22	VS BAYLOR		DNP (COACH DECISION)																	
12/22/22	GEORGE WASH.		4	0-1	.000	0-1	.000	0-0	.000	0	2	2	2.1	0	0	0	0	0	0	2.0
12/23/22	AT HAWAI'I		25	1-4	.250	0-0	.000	0-1	.000	0	2	2	2.1	4	0	1	0	0	2	2.0
12/25/22	VS UTAH STATE		7	1-2	.500	0-1	.000	0-0	.000	0	0	0	1.9	0	0	2	0	0	2	2.0
12/30/22	UCLA		DNP (COACH DECISION)																	
1/1/23	USC		DNP (COACH DECISION)																	
1/5/23	AT ARIZONA ST		10	2-4	.500	0-1	.000	1-1	1.000	2	1	3	2.0	0	0	0	0	1	5	2.3
1/7/23	AT ARIZONA		DNP (COACH DECISION)																	
1/11/23	CALIFORNIA		9	1-2	.500	1-1	1.000	0-0	.000	0	1	1	1.9	2	0	0	0	0	3	2.3
1/14/23	STANFORD		13	1-5	.200	1-5	.200	0-0	.000	0	2	2	1.9	0	1	1	0	0	3	2.4
1/19/23	AT UTAH		16	1-4	.250	1-4	.250	2-2	1.000	0	1	1	1.9	2	0	0	0	1	5	2.5
1/22/23	AT COLORADO		1	0-0	.000	0-0	.000	0-0	.000	0	0	0	1.8	1	0	1	0	0	0	2.4
1/26/23	ARIZONA		20	0-4	.000	0-1	.000	1-2	.500	0	3	3	1.8	2	0	0	0	1	1	2.3
1/28/23	ARIZONA ST		8	0-0	.000	0-0	.000	0-0	.000	0	1	1	1.8	3	0	1	0	0	0	2.2
2/2/23	AT USC		DNP (ILLNESS)																	
2/4/23	AT UCLA		DNP (ILLNESS)																	
2/11/23	WASHINGTON		DNP (COACH DECISION)																	
2/16/23	OREGON ST		9	1-2	.500	0-0	.000	1-1	1.000	0	1	1	1.7	3	1	1	1	1	3	2.2
2/19/23	OREGON		DNP (COACH DECISION)																	
2/23/23	AT STANFORD		9	0-2	.000	0-2	.000	0-0	.000	1	1	2	1.8	1	1	0	1	0	0	2.1
2/25/23	AT CALIFORNIA		10	0-0	.000	0-0	.000	0-0	.000	0	1	1	1.7	3	0	0	0	0	0	2.0
3/2/23	AT WASHINGTON		5	0-0	.000	0-0	.000	0-0	.000	0	1	1	1.7	0	0	0	0	1	0	1.9
3/8/23	VS CALIFORNIA																			
TOTAL		**4**	**288**	**13-50**	**.260**	**4-24**	**.167**	**12-16**	**.750**	**5**	**32**	**37**	**1.7**	**36**	**13**	**18**	**2**	**11**	**42**	**1.9**

CAREER/SEASON HIGHS

Minutes
Career: 27 (twice) vs Utah, 12/4/22
Season: 27 (twice) vs Utah, 12/4/22
Pac-12: 27 vs Utah, 12/4/22

Points
Career: 6 at Prairie View A&M, 11/15/22
Season: 6 at Prairie View A&M, 11/15/22
Pac-12: 5 (three times) at Utah, 1/19/23

Field Goals Made
Career: 2 (twice) at Arizona State, 1/5/23
Season: 2 (twice) at Arizona State, 1/5/23
Pac-12: 2 at Arizona State, 1/5/23

Field Goal Attempts
Career: 5 (twice) vs Stanford, 1/14/23
Season: 5 (twice) vs Stanford, 1/14/23
Pac-12: 5 vs Stanford, 1/14/23

3-Pt Field Goals Made
Career: 1 (four times) at Utah, 1/19/23
Season: 1 (four times) at Utah, 1/19/23
Pac-12: 1 (four times) at Utah, 1/19/23

3-Pt Field Goal Attempts
Career: 5 vs Stanford, 1/14/23
Season: 5 vs Stanford, 1/14/23
Pac-12: 5 vs Stanford, 1/14/23

Free Throws Made
Career: 3 vs Utah, 12/4/22
Season: 3 vs Utah, 12/4/22
Pac-12: 3 vs Utah, 12/4/22

Free Throws Attempted
Career: 5 vs Utah, 12/4/22
Season: 5 vs Utah, 12/4/22
Pac-12: 5 vs Utah, 12/4/22

Rebounds
Career: 4 (twice) vs Northern Kentucky, 12/7/22
Season: 4 (twice) vs Northern Kentucky, 12/7/22
Pac-12: 3 (twice) vs Arizona, 1/26/23

Assists
Career: 4 vs Detroit Mercy, 11/25/22
Season: 4 vs Detroit Mercy, 11/25/22
Pac-12: 2 vs Utah, 12/4/22

Blocks
Career: 1 (twice) vs Stanford, 2/23/23
Season: 1 (twice) vs Stanford, 2/23/23
Pac-12: 1 (twice) vs Stanford, 2/23/23

Steals
Career: 3 vs Utah, 12/4/22
Season: 3 vs Utah, 12/4/22
Pac-12: 3 vs Utah, 12/4/22

Most Recent Occurrences Noted

MISC. STATS

Category	Season	Career
Double-Figure Scoring	0	0
Double-Figure Rebounding	0	0
Double-Doubles	0	0
Triple-Doubles	0	0
Led WSU in Scoring	0	0
Led WSU in Rebounding	0	0
20+ Point Games	0	0
30+ Point Games	0	0

CAREER STATS

YEAR	GP	GS	MIN	AVG	FG	FGA	PCT	3FG	3FGA	3PCT	FT	FTA	PCT	OFF	DEF	TOT	AVG	PF	FO	AST	A/G	TO	BLK	STL	PTS	AVG
2022-23	22	4	288	13.1	13	50	.260	4	24	.167	12	16	.750	5	32	37	1.7	36	0	13	0.6	18	2	11	42	1.9
TOTAL	22	4	288	13.1	13	50	.260	4	24	.167	12	16	.750	5	32	37	1.7	36	0	13	0.6	18	2	11	42	1.9



23

ANDREJ**JAKIMOVSKI**

6-8 | JUNIOR | FORWARD | KRIVA PALANKA, NORTH MACEDONIA

2022-23 GAME-BY-GAME STATISTICS

DATE	OPPONENT	GS	MIN	FGM/A	%	3FG/A	%	FTM/A	%	OFF	DEF	TOT	AVG	PF	AST	T/O	BLK	STL	PTS	PPG
11/07/22	TEXAS ST			DNP (FOOT)																
11/12/22	VS BOISE ST			DNP (FOOT)																
11/15/22	AT PRAIRIE VIEW A&M			DNP (FOOT)																
11/21/22	AT EASTERN WASH			DNP (FOOT)																
11/25/22	DETROIT MERCY			DNP (FOOT)																
12/1/22	AT OREGON			DNP (FOOT)																
12/4/22	UTAH			DNP (FOOT)																
12/7/22	NORTHERN KENTUCKY			DNP (FOOT)																
12/10/22	VS UNLV			DNP (FOOT)																
12/18/22	VS BAYLOR			DNP (FOOT)																
12/22/22	GEORGE WASH.		12	1-4	.250	0-3	.000	0-0	.000	0	2	2	2.0	3	0	1	0	0	2	2.0
12/23/22	AT HAWAI'I			DNP (LOAD MANAGEMENT)																
12/25/22	VS UTAH STATE		18	1-4	.250	0-2	.000	1-1	1.000	1	1	2	2.0	3	0	2	0	0	3	2.5
12/30/22	UCLA	*	19	1-4	.250	0-2	.000	2-2	1.000	0	5	5	3.0	1	1	0	0	0	4	3.0
1/1/23	USC	*	29	2-6	.333	2-4	.500	0-0	.000	2	4	6	3.8	2	1	1	0	2	6	3.8
1/5/23	AT ARIZONA ST	*	15	1-7	.143	0-3	.000	0-0	.000	0	2	2	3.4	0	1	1	0	0	2	3.4
1/7/23	AT ARIZONA	*	13	1-5	.200	1-4	.250	0-0	.000	2	1	3	3.3	4	1	0	0	0	3	3.3
1/11/23	CALIFORNIA	*	22	2-5	.400	1-3	.333	0-0	.000	3	1	4	3.4	2	2	2	0	1	5	3.6
1/14/23	STANFORD	*	31	6-8	.750	5-6	.833	0-1	.000	0	2	2	3.3	2	2	0	0	0	17	5.3
1/19/23	AT UTAH	*	22	0-4	.000	0-3	.000	1-2	.500	1	2	3	3.2	1	0	1	0	1	1	4.8
1/22/23	AT COLORADO	*	30	5-7	.714	2-2	1.000	0-0	.000	3	4	7	3.6	3	1	3	0	2	12	5.5
1/26/23	ARIZONA	*	29	3-9	.333	1-5	.200	0-0	.000	0	3	3	3.5	2	0	0	1	2	7	5.6
1/28/23	ARIZONA ST	*	31	7-14	.500	5-10	.500	3-4	.750	4	3	7	3.8	3	3	0	0	0	22	7.0
2/2/23	AT USC	*	32	3-5	.600	2-4	.500	1-3	.333	0	4	4	3.8	4	5	0	0	0	9	7.2
2/4/23	AT UCLA	*	30	2-6	.333	1-4	.250	0-0	.000	3	3	6	4.0	1	2	1	1	0	5	7.0
2/11/23	WASHINGTON	*	23	1-6	.167	1-5	.200	0-1	.000	2	3	5	4.1	3	0	1	0	0	3	6.7
2/16/23	OREGON ST	*	37	4-9	.444	4-8	.500	1-2	.500	0	8	8	4.3	1	1	3	1	1	13	7.1
2/19/23	OREGON	*	34	4-13	.308	2-7	.286	0-0	.000	2	3	5	4.4	1	0	1	0	0	10	7.3
2/23/23	AT STANFORD	*	36	3-6	.500	3-5	.600	2-4	.500	0	2	2	4.2	3	0	3	0	0	11	7.5
2/25/23	AT CALIFORNIA	*	21	0-5	.000	0-4	.000	0-0	.000	0	3	3	4.2	1	0	0	1	0	0	7.1
3/2/23	AT WASHINGTON	*	32	3-10	.300	3-10	.300	3-4	.750	6	11	17	4.8	4	2	5	1	1	12	7.4
3/8/23	VS CALIFORNIA																			
TOTAL		**18**	**516**	**50-137**	**.365**	**33-94**	**.351**	**14-24**	**.583**	**29**	**67**	**96**	**4.8**	**44**	**22**	**25**	**5**	**10**	**147**	**7.4**

CAREER/SEASON HIGHS

Minutes
Career: 52 vs Stanford, 2/20/21
Season: 37 vs Oregon State, 2/16/23
Pac-12: 52 vs Stanford, 2/20/21

Points
Career: 22 vs Arizona State, 1/28/23
Season: 22 vs Arizona State, 1/28/23
Pac-12: 22 vs Arizona State, 1/28/23

Field Goals Made
Career: 7 (twice) vs Arizona State, 1/28/23
Season: 7 vs Arizona State, 1/28/23
Pac-12: 7 (twice) vs Arizona State, 1/28/23

Field Goal Attempts
Career: 14 vs Arizona State, 1/28/23
Season: 14 vs Arizona State, 1/28/23
Pac-12: 14 vs Arizona State, 1/28/23

3-Pt Field Goals Made
Career: 5 (three times) vs Arizona State, 1/28/23
Season: 5 (twice) vs Arizona State, 1/28/23
Pac-12: 5 (three times) vs Arizona State, 1/28/23

3-Pt Field Goal Attempts
Career: 10 (twice) at Washington, 3/2/23
Season: 10 (twice) at Washington, 3/2/23
Pac-12: 10 (twice) at Washington, 3/2/23

Free Throws Made
Career: 3 (four times) at Washington, 3/2/23
Season: 3 (twice) at Washington, 3/2/23
Pac-12: 3 (three times) at Washington, 3/2/23

Free Throws Attempted
Career: 6 vs Northwestern St., 12/23/20
Season: 4 (three times) at Washington, 3/2/23
Pac-12: 4 (four times) at Washington, 3/2/23

Rebounds
Career: 17 at Washington, 3/2/23
Season: 17 at Washington, 3/2/23
Pac-12: 17 at Washington, 3/2/23

Assists
Career: 9 (twice) vs Stanford, 2/20/21
Season: 5 at Southern California, 2/2/23
Pac-12: 9 (twice) vs Stanford, 2/20/21

Blocks
Career: 1 (fourteen times) at Washington, 3/2/23
Season: 1 (five times) at Washington, 3/2/23
Pac-12: 1 (twelve times) at Washington, 3/2/23

Steals
Career: 3 (twice) vs Colorado, 1/30/22
Season: 2 (three times) vs Arizona, 1/26/23
Pac-12: 3 vs Colorado, 1/30/22

Most Recent Occurrences Noted

MISC. STATS

Category	Season	Career
Double-Figure Scoring	7	24
Double-Figure Rebounding	1	7
Double-Doubles	1	4
Triple-Doubles	0	0
Led WSU in Scoring	2	6
Led WSU in Rebounding	4	15
20+ Point Games	1	1
30+ Point Games	0	0

CAREER STATS

YEAR	GP	GS	MIN	AVG	FG	FGA	PCT	3FG	3FGA	3PCT	FT	FTA	PCT	OFF	DEF	TOT	AVG	PF	FO	AST	A/G	TO	BLK	STL	PTS	AVG
2020-21	25	19	630	25.2	46	147	.313	33	103	.320	12	20	.600	25	78	103	4.1	38	0	44	1.8	40	4	8	137	5.5
2021-22	37	5	699	18.9	66	171	.386	44	115	.383	23	32	.719	46	99	145	3.9	60	1	28	0.8	30	5	17	199	5.4
2022-23	20	18	516	25.8	50	137	.365	33	94	.351	14	24	.583	29	67	96	4.8	44	0	22	1.1	25	5	10	147	7.4
TOTAL	82	42	1846	22.5	162	455	.356	110	312	.353	49	76	.645	99	244	343	4.2	142	1	94	1.1	95	14	35	483	5.9



24

JUSTIN**POWELL**

6-6 | JUNIOR | GUARD | PROSPECT, KY.

2022-23 GAME-BY-GAME STATISTICS

DATE	OPPONENT	GS	MIN	FGM/A	%	3FG/A	%	FTM/A	%	OFF	DEF	TOT	AVG	PF	AST	T/O	BLK	STL	PTS	PPG
11/07/22	TEXAS ST	*	36	5-8	.625	3-5	.600	1-1	1.000	0	5	5	5.0	0	12	1	0	1	14	14.0
11/12/22	VS BOISE ST	*	39	3-11	.273	1-5	.200	3-4	.750	1	6	7	6.0	3	0	2	1	1	10	12.0
11/15/22	AT PRAIRIE VIEW A&M	*	33	2-7	.286	2-4	.500	0-0	.000	0	4	4	5.3	0	1	0	0	0	6	10.0
11/21/22	AT EASTERN WASH	*	38	5-10	.500	4-8	.500	0-0	.000	2	5	7	5.8	0	7	0	0	1	14	11.0
11/25/22	DETROIT MERCY	*	32	6-8	.750	4-6	.667	1-1	1.000	2	4	6	5.8	1	7	1	0	1	17	12.2
12/1/22	AT OREGON	*	38	4-10	.400	0-4	.000	1-1	1.000	0	4	4	5.5	1	4	2	0	1	9	11.7
12/4/22	UTAH	*	39	4-16	.250	2-12	.167	1-2	.500	0	2	2	5.0	0	0	1	0	2	11	11.6
12/7/22	NORTHERN KENTUCKY	*	33	4-8	.500	3-4	.750	0-0	.000	1	2	3	4.8	2	4	0	0	0	11	11.5
12/10/22	VS UNLV	*	39	5-9	.556	5-7	.714	0-0	.000	0	4	4	4.7	2	3	3	0	0	15	11.9
12/18/22	VS BAYLOR	*	36	4-9	.444	4-8	.500	0-0	.000	1	1	2	4.4	2	3	0	0	2	12	11.9
12/22/22	GEORGE WASH.	*	32	3-9	.333	1-5	.200	0-0	.000	0	3	3	4.3	1	0	3	0	1	7	11.5
12/23/22	AT HAWAI'I	*	24	0-7	.000	0-4	.000	0-0	.000	0	1	1	4.0	0	0	2	0	1	0	10.5
12/25/22	VS UTAH STATE	*	33	3-9	.333	0-4	.000	4-4	1.000	0	1	1	3.8	0	2	2	0	2	10	10.5
12/30/22	UCLA	*	21	2-6	.333	1-5	.200	0-0	.000	0	1	1	3.6	3	2	3	0	0	5	10.1
1/1/23	USC	*	34	5-10	.500	4-7	.571	1-3	.333	0	1	1	3.4	2	7	0	0	1	15	10.4
1/5/23	AT ARIZONA ST	*	29	3-6	.500	2-4	.500	2-2	1.000	0	3	3	3.4	2	0	0	0	0	10	10.4
1/7/23	AT ARIZONA	*	37	4-9	.444	3-5	.600	1-1	1.000	0	7	7	3.6	1	2	1	1	0	12	10.5
1/11/23	CALIFORNIA	*	32	4-9	.444	2-5	.400	2-3	.667	0	5	5	3.7	1	1	0	0	1	12	10.6
1/14/23	STANFORD	*	34	1-6	.167	0-3	.000	0-0	.000	0	4	4	3.7	1	1	0	0	1	2	10.1
1/19/23	AT UTAH	*	36	4-11	.364	2-6	.333	0-0	.000	0	4	4	3.7	1	4	0	0	1	10	10.1
1/22/23	AT COLORADO	*	31	2-4	.500	0-1	.000	3-3	1.000	1	2	3	3.7	2	2	1	1	1	7	10.0
1/26/23	ARIZONA	*	35	6-11	.545	1-2	.500	2-2	1.000	1	8	9	3.9	2	3	1	0	1	15	10.2
1/28/23	ARIZONA ST	*	34	7-14	.500	6-11	.545	0-0	.000	0	3	3	3.9	2	0	1	1	0	20	10.6
2/2/23	AT USC	*	38	4-9	.444	3-4	.750	0-0	.000	1	4	5	3.9	0	2	0	0	1	11	10.6
2/4/23	AT UCLA	*	34	5-13	.385	5-10	.500	2-2	1.000	0	4	4	3.9	1	1	3	0	0	17	10.9
2/11/23	WASHINGTON	*	36	2-11	.182	2-10	.200	0-0	.000	0	3	3	3.9	5	4	0	0	1	6	10.7
2/16/23	OREGON ST	*	32	3-4	.750	2-3	.667	0-0	.000	0	5	5	3.9	1	4	0	0	0	8	10.6
2/19/23	OREGON	*	30	4-6	.667	2-2	1.000	1-2	.500	0	4	4	3.9	1	3	1	0	0	11	10.6
2/23/23	AT STANFORD	*	34	3-11	.273	3-7	.429	0-0	.000	1	2	3	3.9	0	5	0	0	1	9	10.6
2/25/23	AT CALIFORNIA	*	37	3-10	.300	2-8	.250	1-2	.500	0	4	4	3.9	0	1	0	0	0	9	10.5
3/2/23	AT WASHINGTON	*	36	4-11	.364	3-7	.429	0-0	.000	0	0	0	3.8	2	4	0	0	1	11	10.5
3/8/23	VS CALIFORNIA																			
TOTAL		**31**	**1050**	**114-282**	**.404**	**72-176**	**.409**	**26-33**	**.788**	**11**	**106**	**117**	**3.8**	**39**	**89**	**28**	**4**	**23**	**326**	**10.5**

CAREER/SEASON HIGHS

Minutes
Career: 39 (three times) vs UNLV, 12/10/22
Season: 39 (three times) vs UNLV, 12/10/22
Pac-12: 39 vs Utah, 12/4/22

Points
Career: 26 vs Memphis, 12/12/20
Season: 20 vs Arizona State, 1/28/23
Pac-12: 20 vs Arizona State, 1/28/23

Field Goals Made
Career: 9 vs Memphis, 12/12/20
Season: 7 vs Arizona State, 1/28/23
Pac-12: 7 vs Arizona State, 1/28/23

Field Goal Attempts
Career: 16 vs Utah, 12/4/22
Season: 16 vs Utah, 12/4/22
Pac-12: 16 vs Utah, 12/4/22

3-Pt Field Goals Made
Career: 7 vs South Alabama, 12/4/20
Season: 6 vs Arizona State, 1/28/23
Pac-12: 6 vs Arizona State, 1/28/23

3-Pt Field Goal Attempts
Career: 12 vs Utah, 12/4/22
Season: 12 vs Utah, 12/4/22
Pac-12: 12 vs Utah, 12/4/22

Free Throws Made
Career: 6 vs Saint Joseph's, 11/26/20
Season: 4 vs Utah State, 12/25/22
Pac-12: 3 at Colorado, 1/22/23

Free Throws Attempted
Career: 6 (three times) vs Arizona, 12/22/21
Season: 4 (twice) vs Utah State, 12/25/22
Pac-12: 3 (three times) at Colorado, 1/22/23

Rebounds
Career: 9 vs Arizona, 1/26/23
Season: 9 vs Arizona, 1/26/23
Pac-12: 9 vs Arizona, 1/26/23

Assists
Career: 12 vs Texas State, 11/07/22
Season: 12 vs Texas State, 11/07/22
Pac-12: 7 vs USC, 1/1/23

Blocks
Career: 1 (nine times) vs Arizona State, 1/28/23
Season: 1 (four times) vs Arizona State, 1/28/23
Pac-12: 1 (three times) vs Arizona State, 1/28/23

Steals
Career: 2 (eight times) vs Utah State, 12/25/22
Season: 2 (twice) vs Utah State, 12/25/22
Pac-12: 2 vs Utah, 12/4/22

Most Recent Occurrences Noted

MISC. STATS

Category	Season	Career
Double-Figure Scoring	19	27
Double-Figure Rebounding	0	0
Double-Doubles	1	1
Triple-Doubles	0	0
Led WSU in Scoring	1	1
Led WSU in Rebounding	0	0
20+ Point Games	1	3
30+ Point Games	0	0

CAREER STATS

YEAR	GP	GS	MIN	AVG	FG	FGA	PCT	3FG	3FGA	3PCT	FT	FTA	PCT	OFF	DEF	TOT	AVG	PF	FO	AST	A/G	TO	BLK	STL	PTS	AVG
2020-21*@AUB*	10	7	117	11.7	36	84	.429	19	43	.442	26	34	.765	9	52	61	6.1	11	0	47	4.7	26	0	9	117	11.7
2021-22*@TENN*	30	1	424	14.1	38	97	.392	24	63	.381	11	15	.733	15	30	45	1.5	17	0	21	0.7	14	5	10	111	3.7
2022-23	31	31	1050	33.9	114	282	.404	72	176	.409	26	33	.788	11	106	117	3.8	39	1	89	2.9	28	4	23	326	10.5
WSU TOTAL	**31**	**31**	**1050**	**33.9**	**114**	**282**	**.404**	**72**	**176**	**.409**	**26**	**33**	**.788**	**11**	**106**	**117**	**3.8**	**39**	**1**	**89**	**2.9**	**28**	**4**	**23**	**326**	**10.5**
CAREER	71	39	1593	22.4	188	463	.406	115	282	.408	63	82	.768	35	188	223	3.1	67	1	157	2.2	68	9	42	554	7.8



31

KYMANY**HOUINSOU**

6-6 | FRESHMAN | GUARD | MULHOUSE, FRANCE

2022-23 GAME-BY-GAME STATISTICS

DATE	OPPONENT	GS	MIN	FGM/A	%	3FG/A	%	FTM/A	%	OFF	DEF	TOT	AVG	PF	AST	T/O	BLK	STL	PTS	PPG
11/07/22	TEXAS ST		16	2-6	.333	1-2	.500	1-2	.500	2	0	2	2.0	2	1	2	0	0	6	6.0
11/12/22	VS BOISE ST		9	1-2	.500	0-0	.000	0-0	.000	1	0	1	1.5	3	0	2	0	0	2	4.0
11/15/22	AT PRAIRIE VIEW A&M	*	24	2-3	.667	0-0	.000	6-6	1.000	0	1	1	1.3	2	0	2	0	0	10	6.0
11/21/22	AT EASTERN WASH		21	2-5	.400	0-1	.000	0-1	.000	1	2	3	1.8	2	3	3	0	0	4	5.5
11/25/22	DETROIT MERCY		22	4-6	.667	1-2	.500	0-1	.000	2	4	6	2.6	1	2	1	0	0	9	6.2
12/1/22	AT OREGON		15	3-5	.600	0-0	.000	0-0	.000	1	1	2	2.5	0	0	1	1	0	6	6.2
12/4/22	UTAH		32	2-5	.400	0-1	.000	1-1	1.000	5	1	6	3.0	2	2	0	1	1	5	6.0
12/7/22	NORTHERN KENTUCKY		28	3-7	.429	0-3	.000	0-0	.000	2	4	6	3.4	0	4	3	0	0	6	6.0
12/10/22	VS UNLV	*	36	2-4	.500	1-1	1.000	2-2	1.000	1	3	4	3.4	2	5	4	1	0	7	6.1
12/18/22	VS BAYLOR	*	25	3-5	.600	0-1	.000	0-0	.000	1	4	5	3.6	1	4	3	0	1	6	6.1
12/22/22	GEORGE WASH.	*	22	1-2	.500	1-1	1.000	2-2	1.000	0	4	4	3.6	3	2	2	0	0	5	6.0
12/23/22	AT HAWAI'I	*	23	2-5	.400	0-0	.000	2-3	.667	1	3	4	3.7	2	0	2	0	0	6	6.0
12/25/22	VS UTAH STATE	*	14	1-2	.500	0-0	.000	2-2	1.000	1	2	3	3.6	1	0	2	0	0	4	5.8
12/30/22	UCLA		22	1-2	.500	0-0	.000	0-0	.000	0	3	3	3.6	1	1	3	0	0	2	5.6
1/1/23	USC		19	1-4	.250	0-0	.000	0-0	.000	1	2	3	3.5	0	4	0	0	0	2	5.3
1/5/23	AT ARIZONA ST		11	1-4	.250	0-2	.000	0-0	.000	1	1	2	3.4	1	0	3	1	1	2	5.1
1/7/23	AT ARIZONA		15	0-2	.000	0-0	.000	2-2	1.000	1	2	3	3.4	0	1	2	1	0	2	4.9
1/11/23	CALIFORNIA	*	29	4-8	.500	0-2	.000	1-2	.500	3	2	5	3.5	0	2	2	1	0	9	5.2
1/14/23	STANFORD	*	22	2-6	.333	0-2	.000	2-3	.667	0	1	1	3.4	0	4	2	2	0	6	5.2
1/19/23	AT UTAH	*	17	1-8	.125	0-2	.000	0-0	.000	1	0	1	3.3	1	0	1	0	0	2	5.1
1/22/23	AT COLORADO		18	1-3	.333	1-2	.500	0-0	.000	1	1	2	3.2	2	0	1	0	2	3	5.0
1/26/23	ARIZONA		5	1-1	1.000	0-0	.000	0-0	.000	0	0	0	3.0	0	0	1	0	0	2	4.8
1/28/23	ARIZONA ST		22	3-6	.500	0-0	.000	2-4	.500	1	3	4	3.1	2	2	3	1	1	8	5.0
2/2/23	AT USC		14	2-6	.333	0-1	.000	0-0	.000	0	0	0	3.0	2	0	1	0	0	4	4.9
2/4/23	AT UCLA		17	0-2	.000	0-0	.000	0-2	.000	1	3	4	3.0	1	4	2	1	1	0	4.7
2/11/23	WASHINGTON		3	0-0	.000	0-0	.000	0-0	.000	0	0	0	2.9	0	0	0	0	0	0	4.5
2/16/23	OREGON ST		11	0-1	.000	0-0	.000	0-0	.000	1	1	2	2.9	0	1	0	1	1	0	4.4
2/19/23	OREGON		4	0-0	.000	0-0	.000	1-2	.500	0	0	0	2.8	0	0	0	0	0	1	4.3
2/23/23	AT STANFORD		3	1-1	1.000	0-0	.000	1-2	.500	0	0	0	2.7	0	0	1	0	0	3	4.2
2/25/23	AT CALIFORNIA		10	1-3	.333	0-0	.000	1-2	.500	1	1	2	2.6	2	1	0	0	1	3	4.2
3/2/23	AT WASHINGTON		4	0-1	.000	0-0	.000	0-0	.000	0	0	0	2.5	0	0	0	0	0	0	4.0
3/8/23	VS CALIFORNIA																			
TOTAL		**9**	**533**	**47-115**	**.409**	**5-23**	**.217**	**26-39**	**.667**	**30**	**49**	**79**	**2.5**	**33**	**43**	**49**	**11**	**9**	**125**	**4.0**

CAREER/SEASON HIGHS

Minutes
Career: 36 vs UNLV, 12/10/22
Season: 36 vs UNLV, 12/10/22
Pac-12: 32 vs Utah, 12/4/22

Points
Career: 10 at Prairie View A&M, 11/15/22
Season: 10 at Prairie View A&M, 11/15/22
Pac-12: 9 vs California, 1/11/23

Field Goals Made
Career: 4 (twice) vs California, 1/11/23
Season: 4 (twice) vs California, 1/11/23
Pac-12: 4 vs California, 1/11/23

Field Goal Attempts
Career: 8 (twice) at Utah, 1/19/23
Season: 8 (twice) at Utah, 1/19/23
Pac-12: 8 (twice) at Utah, 1/19/23

3-Pt Field Goals Made
Career: 1 (five times) at Colorado, 1/22/23
Season: 1 (five times) at Colorado, 1/22/23
Pac-12: 1 at Colorado, 1/22/23

3-Pt Field Goal Attempts
Career: 3 vs Northern Kentucky, 12/7/22
Season: 3 vs Northern Kentucky, 12/7/22
Pac-12: 2 (five times) at Colorado, 1/22/23

Free Throws Made
Career: 6 at Prairie View A&M, 11/15/22
Season: 6 at Prairie View A&M, 11/15/22
Pac-12: 2 (four times) vs Arizona State, 1/28/23

Free Throws Attempted
Career: 6 at Prairie View A&M, 11/15/22
Season: 6 at Prairie View A&M, 11/15/22
Pac-12: 4 vs Arizona State, 1/28/23

Rebounds
Career: 6 (three times) vs Northern Kentucky, 12/7/22
Season: 6 (three times) vs Northern Kentucky, 12/7/22
Pac-12: 6 vs Utah, 12/4/22

Assists
Career: 5 vs UNLV, 12/10/22
Season: 5 vs UNLV, 12/10/22
Pac-12: 4 (three times) at UCLA, 2/4/23

Blocks
Career: 2 vs Stanford, 1/14/23
Season: 2 vs Stanford, 1/14/23
Pac-12: 2 vs Stanford, 1/14/23

Steals
Career: 2 at Colorado, 1/22/23
Season: 2 at Colorado, 1/22/23
Pac-12: 2 at Colorado, 1/22/23

Most Recent Occurrences Noted

MISC. STATS

Category	Season	Career
Double-Figure Scoring	1	1
Double-Figure Rebounding	0	0
Double-Doubles	0	0
Triple-Doubles	0	0
Led WSU in Scoring	0	0
Led WSU in Rebounding	0	0
20+ Point Games	0	0
30+ Point Games	0	0

CAREER STATS

YEAR	GP	GS	MIN	AVG	FG	FGA	PCT	3FG	3FGA	3PCT	FT	FTA	PCT	OFF	DEF	TOT	AVG	PF	FO	AST	A/G	TO	BLK	STL	PTS	AVG
2022-23	31	9	533	17.2	47	115	.409	5	23	.217	26	39	.667	30	49	79	2.5	33	0	43	1.4	49	11	9	125	4.0
TOTAL	31	9	533	17.2	47	115	.409	5	23	.217	26	39	.667	30	49	79	2.5	33	0	43	1.4	49	11	9	125	4.0



35

MOUHAMED**GUEYE**

6-11 | SOPHOMORE | FORWARD | DAKAR, SENEGAL

2022-23 GAME-BY-GAME STATISTICS

DATE	OPPONENT	GS	MIN	FGM/A	%	3FG/A	%	FTM/A	%	OFF	DEF	TOT	AVG	PF	AST	T/O	BLK	STL	PTS	PPG
11/07/22	TEXAS ST	*	32	8-12	.667	0-0	.000	2-3	.667	3	10	13	13.0	4	2	3	2	1	18	18.0
11/12/22	VS BOISE ST	*	33	4-11	.364	0-1	.000	4-5	.800	2	2	4	8.5	4	1	2	1	1	12	15.0
11/15/22	AT PRAIRIE VIEW A&M	*	19	0-6	.000	0-1	.000	4-4	1.000	0	2	2	6.3	2	0	2	1	0	4	11.3
11/21/22	AT EASTERN WASH	*	24	7-11	.636	1-1	1.000	2-3	.667	4	4	8	6.8	3	3	0	2	0	17	12.8
11/25/22	DETROIT MERCY	*	26	5-9	.556	0-1	.000	0-2	.000	2	6	8	7.0	3	1	2	0	1	10	12.2
12/1/22	AT OREGON	*	35	8-12	.667	1-2	.500	2-2	1.000	4	1	5	6.7	4	0	6	1	2	19	13.3
12/4/22	UTAH	*	30	8-14	.571	0-1	.000	4-5	.800	4	7	11	7.3	5	1	6	0	2	20	14.3
12/7/22	NORTHERN KENTUCKY	*	35	5-10	.500	0-1	.000	4-4	1.000	4	6	10	7.6	0	1	4	1	1	14	14.3
12/10/22	VS UNLV	*	35	3-10	.300	0-2	.000	1-2	.500	3	5	8	7.7	3	4	2	2	0	7	13.4
12/18/22	VS BAYLOR	*	34	2-6	.333	0-2	.000	1-5	.200	5	4	9	7.8	3	3	3	0	1	5	12.6
12/22/22	GEORGE WASH.	*	33	9-14	.643	0-1	.000	3-7	.429	7	3	10	8.0	3	1	4	0	0	21	13.4
12/23/22	AT HAWAI'I	*	23	3-9	.333	0-0	.000	1-1	1.000	4	3	7	7.9	4	1	2	0	1	7	12.8
12/25/22	VS UTAH STATE	*	37	9-15	.600	0-1	.000	4-4	1.000	3	9	12	8.2	2	1	2	2	1	22	13.5
12/30/22	UCLA	*	32	6-14	.429	1-2	.500	5-7	.714	8	10	18	8.9	3	0	2	0	0	18	13.9
1/1/23	USC	*	37	5-9	.556	0-1	.000	2-3	.667	1	3	4	8.6	3	2	0	3	1	12	13.7
1/5/23	AT ARIZONA ST	*	33	3-8	.375	0-1	.000	2-3	.667	2	5	7	8.5	3	5	1	0	0	8	13.4
1/7/23	AT ARIZONA	*	37	10-22	.455	1-3	.333	3-3	1.000	6	8	14	8.8	4	3	1	1	2	24	14.0
1/11/23	CALIFORNIA	*	31	5-9	.556	0-0	.000	4-8	.500	1	1	2	8.4	2	3	1	2	1	14	14.0
1/14/23	STANFORD	*	25	3-5	.600	0-0	.000	1-2	.500	0	1	1	8.1	3	2	1	0	0	7	13.6
1/19/23	AT UTAH	*	35	6-15	.400	0-0	.000	8-10	.800	3	4	7	8.0	3	1	3	0	1	20	14.0
1/22/23	AT COLORADO	*	21	0-7	.000	0-2	.000	0-0	.000	1	4	5	7.9	4	0	4	0	0	0	13.3
1/26/23	ARIZONA	*	35	6-19	.316	0-2	.000	3-3	1.000	6	4	10	8.0	1	2	4	2	1	15	13.4
1/28/23	ARIZONA ST	*	36	3-11	.273	1-2	.500	4-6	.667	7	8	15	8.3	1	3	4	1	1	11	13.3
2/2/23	AT USC	*	38	14-21	.667	1-4	.250	2-4	.500	3	9	12	8.4	3	3	5	0	0	31	14.0
2/4/23	AT UCLA	*	31	3-13	.231	0-1	.000	0-2	.000	3	1	4	8.2	3	2	1	0	0	6	13.7
2/11/23	WASHINGTON	*	40	6-14	.429	1-3	.333	4-7	.571	5	10	15	8.5	1	0	2	0	2	17	13.8
2/16/23	OREGON ST	*	30	9-9	1.000	1-1	1.000	2-4	.500	0	0	0	8.2	3	4	2	1	2	21	14.1
2/19/23	OREGON	*	39	8-15	.533	0-0	.000	2-3	.667	6	6	12	8.3	2	1	1	0	1	18	14.2
2/23/23	AT STANFORD	*	39	6-8	.750	1-1	1.000	2-4	.500	5	10	15	8.6	2	2	3	1	1	15	14.2
2/25/23	AT CALIFORNIA	*	32	5-12	.417	1-1	1.000	9-9	1.000	3	7	10	8.6	4	3	0	0	1	20	14.4
3/2/23	AT WASHINGTON	*	33	7-11	.636	0-0	.000	1-2	.500	4	6	10	8.6	3	3	2	1	1	15	14.5
3/8/23	VS CALIFORNIA																			
TOTAL		**31**	**1000**	**176-361**	**.488**	**10-38**	**.263**	**86-127**	**.677**	**109**	**159**	**268**	**8.6**	**88**	**58**	**76**	**25**	**26**	**448**	**14.5**

CAREER/SEASON HIGHS

Minutes
Career: 40 vs Washington, 2/11/23
Season: 40 vs Washington, 2/11/23
Pac-12: 40 vs Washington, 2/11/23

Points
Career: 31 at Southern California, 2/2/23
Season: 31 at Southern California, 2/2/23
Pac-12: 31 at Southern California, 2/2/23

Field Goals Made
Career: 14 at Southern California, 2/2/23
Season: 14 at Southern California, 2/2/23
Pac-12: 14 at Southern California, 2/2/23

Field Goal Attempts
Career: 23 vs Washington, 2/23/22
Season: 22 at Arizona, 1/7/23
Pac-12: 23 vs Washington, 2/23/22

3-Pt Field Goals Made
Career: 2 at California, 2/5/22
Season: 1 (ten times) at California, 2/25/23
Pac-12: 2 at California, 2/5/22

3-Pt Field Goal Attempts
Career: 4 at Southern California, 2/2/23
Season: 4 at Southern California, 2/2/23
Pac-12: 4 at Southern California, 2/2/23

Free Throws Made
Career: 9 at California, 2/25/23
Season: 9 at California, 2/25/23
Pac-12: 9 at California, 2/25/23

Free Throws Attempted
Career: 10 at Utah, 1/19/23
Season: 10 at Utah, 1/19/23
Pac-12: 10 at Utah, 1/19/23

Rebounds
Career: 18 vs UCLA, 12/30/22
Season: 18 vs UCLA, 12/30/22
Pac-12: 18 vs UCLA, 12/30/22

Assists
Career: 5 at Arizona State, 1/5/23
Season: 5 at Arizona State, 1/5/23
Pac-12: 5 at Arizona State, 1/5/23

Blocks
Career: 3 (three times) vs USC, 1/1/23
Season: 3 vs USC, 1/1/23
Pac-12: 3 (three times) vs USC, 1/1/23

Steals
Career: 3 (twice) vs Arizona, 2/10/22
Season: 2 (five times) vs Oregon State, 2/16/23
Pac-12: 3 vs Arizona, 2/10/22

Most Recent Occurrences Noted

MISC. STATS

Category	Season	Career
Double-Figure Scoring	23	33
Double-Figure Rebounding	15	19
Double-Doubles	15	18
Triple-Doubles	0	0
Led WSU in Scoring	13	15
Led WSU in Rebounding	19	30
20+ Point Games	8	9
30+ Point Games	1	1

CAREER STATS

YEAR	GP	GS	MIN	AVG	FG	FGA	PCT	3FG	3FGA	3PCT	FT	FTA	PCT	OFF	DEF	TOT	AVG	PF	FO	AST	A/G	TO	BLK	STL	PTS	AVG
2021-22	35	33	767	21.9	109	222	.491	7	25	.280	33	67	.493	71	110	181	5.2	94	2	17	0.5	35	33	29	258	7.4
2022-23	31	31	1000	32.3	176	361	.488	10	38	.263	86	127	.677	109	159	268	8.6	88	1	58	1.9	76	25	26	448	14.5
TOTAL	66	64	1768	26.8	285	583	.489	17	63	.270	119	194	.613	180	269	449	6.8	182	3	75	1.1	111	58	55	706	10.7

THE **LAST** TIME

A COUG SCORED 30 OR MORE POINTS:
36, TJ Bamba, at Washington, March 2, 2023

AN OPP SCORED 30 OR MORE POINTS:
30, Kendric Davis, SMU, March 20, 2022

A COUG COLLECTED 15 OR MORE REBOUNDS:
17, Andrej Jakimovski, at Washington, March 2, 2023

AN OPP COLLECTED 15 OR MORE REBOUNDS:
16, Cheatham Zylan, Arizona State, Feb. 7, 2019

A COUG COLLECTED 10 OR MORE ASSISTS:
12, Justin Powell, Texas State, Nov. 7, 2022

AN OPP COLLECTED 10 OR MORE ASSISTS:
11, Dashawn Davis, Oregon State, Feb. 28, 2022

A COUG HAD 5 OR MORE STEALS:
5, Noah Williams, vs Colorado, March 20, 2020

AN OPP HAD 5 OR MORE STEALS:
5, Chris Duarte, Oregon, Jan. 16, 2020

A COUG HAD 5 OR MORE BLOCKED SHOTS:
5, Dishon Jackson, vs Cal, March 9, 2022

AN OPP HAD 5 OR MORE BLOCKED SHOTS:
5, Even Mobley, USC, Feb. 13, 2021

A COUG MADE 10 OR MORE FIELD GOALS:
13, TJ Bamba, at Washington, March 2, 2023

AN OPP MADE 10 OR MORE FIELD GOALS:
11, Tristan da Silva, Colorado, Jan. 22, 2023

A COUG ATTEMPTED 20 OR MORE FIELD GOALS:
20, TJ Bamba, at Washington, March 2, 2023

AN OPP ATTEMPTED 20 OR MORE FIELD GOALS:
20, Azuolas Tubelis, Arizona, Jan. 7, 2023

A COUG MADE 10 OR MORE FREE THROWS:
11, Isaac Bonton, vs Texas Southern, Nov. 25, 2020

AN OPP MADE 10 OR MORE FREE THROWS:
10, Azuolas Tubelis, Arizona, Jan. 7, 2023

A COUG MADE 5 OR MORE 3-PT FIELD GOALS:
5, Justin Powell, at UCLA, Feb. 4, 2023

AN OPPONENT MADE 5 OR MORE 3-PT FIELD GOALS:
5, Boogie Ellis, USC, Feb. 2, 2023

A COUG ATTEMPTED 10 OR MORE 3-PT FGS:
10, Andrej Jakimovski, at Washington, March 2, 2023

AN OPPONENT ATTEMPTED 10 OR MORE 3-PT FGS:
10, Kerr Kriisa, at Arizona, Jan. 26, 2023

WSU HAD 5 OR MORE COUGS IN DOUBLE-FIGURES:
at Washington, March 2, 2023

AN OPP HAD 5 OR MORE PLAYERS IN DOUBLE-FIGURES:
at Washington, March 2, 2023

WSU HAD 2 OR MORE COUGS POST A DOUBLE-DOUBLE:
Mouhamed Gueye (15 pts, 10 rbd)
& Andrej Jakimovski (12 pts, 17 rbd) at Washington, March 2, 2023

AN OPP HAD 2 OR MORE PLAYERS POST A DOUBLE-DOUBLE:
Jalen Williams (19 pts, 15 rbds)
& Josip Vrankic (19 pts, 10 rbds) Santa Clara, March 15, 2022

WSU HAD A TRIPLE-DOUBLE:
Kyle Weaver (14 pts, 13 rbd, 10 ast), vs Stanford, Jan. 13, 2007

AN OPP HAD A TRIPLE-DOUBLE:

RECORD **WHEN**

Overall	**16-15**
At home	10-3
On the road/Neutral	6-12
In overtime	0-1
After a win (won opener)	8-7
After a loss	7-8
Leading at halftime	14-1
Trailing at halftime	2-13
Tied at halftime	0-1
Leading by 1-5 at half	5-1
Leading by 6-10 at half	2-0
Leading by 10+ at half	7-0
Outscoring opp. in 2nd half	13-3
Outscored by opp. in 2nd half	2-10
Scoring same points in 2nd half	1-2
Leading with 5 minutes remaining	13-1
Trailing with 5 minutes remaining	1-14
Tied with 5 minutes remaining	2-0
Scoring fewer than 50 points	0-0
Scoring 50-59 points	1-6
Scoring 60-69 points	7-5
Scoring 70-79 points	2-4
Scoring 80-89 points	4-0
Scoring 90-99 points	2-0
Scoring 100+ points	0-0
Allowing 39 or fewer points	0-0
Allowing 40-49 points	1-0
Allowing 50-59 points	7-1
Allowing 60-69 points	6-5
Allowing 70-79 points	1-7
Allowing 80-89 points	1-2
Allowing 90+ points	0-0
Decided by 1 point	1-1
Decided by 2-3 points	2-2
Decided by 4-5 points	2-2
Decided by 6-9 points	2-3
Decided by 10-19 points	5-6
Decided by 20+ points	4-1
Higher field goal percentage	12-2
Lower field goal percentage	4-13
Same field goal percentage	0-0
Shooting less than 30%	1-0
Shooting 30-39%	3-8
Shooting 40-49%	6-6
Shooting 50+ %	6-1
Opponent shoots less than 30%	0-0
Opponent shoots 30-39%	7-1
Opponent shoots 40-49%	8-7
Opponent shoots 50+ %	1-7
More made 3-pt than opponent	16-6
Fewer made 3-pt than opponent	0-6
Same made 3-pt than opponent	0-3
Making fewer than five 3-pointers	0-6
Making 5-9 3-pointers	7-6
Making 10+ 3-pointers	9-3
Allowing fewer than five 3-pointers	6-5
Allowing 5-9 3-pointers	10-9
Allowing 10+ 3-pointers	0-1
Making more FTs	8-6
Making fewer FTs	5-8
Making same FTs	3-1
Making fewer than 10 FTs	7-6
Making 10-19 FTs	8-7
Making 20+ FTs	1-2
Opponent makes fewer than 10 FTs	8-6
Opponent makes 10-19 FTs	8-8
Opponent makes 20+ FTs	0-1
Outrebounding opponent	10-8
Outrebounded by opponent	6-7
Same rebounds	0-0
Fewer than 10 assists	1-8
10-19 assists	13-7
20+ assists	2-0
No blocks	1-2
1-4 blocks	12-12
5+ blocks	3-1
Committing more turnovers	7-10
Committing fewer turnovers	7-3
Committing same turnovers	2-2
Committing fewer than 10 turnovers	7-1
Committing 10-19 turnovers	9-13
Committing 20+ turnovers	0-1
Forcing fewer than 10 turnovers	6-6
Forcing 10-19 turnovers	10-9
Forcing 20+ turnovers	0-0
In day games	7-5
In night games	9-10
On Sunday	2-4
On Monday	2-0
On Tuesday	0-1
On Wednesday	2-0
On Thursday	4-5
On Friday	1-2
On Saturday	5-3
In November	3-2
In December	2-7
In January	5-4
In February	5-2
In March	1-0
vs. Pac-12	11-9
vs. Pac-12 at home	7-3
vs. Pac-12 on the road/neutral	4-6
vs. ranked opponents	1-4
Winning the opening tip	7-5
Losing the opening tip	9-10
Wearing White	9-4
Wearing Crimson	5-6
Wearing Anthracite	2-5

THE LAST TIME **WSU BASKETBALL**

SCORING

Less than 40 points	25 Arizona at Tucson, 1/2/14
40-49 points	49 vs Arizona at Pullman, 2/1/20
90-99 points	93 vs Washington at Seattle, 3/2/23
100+ points (regulation)	109 vs Idaho at Moscow, 11/18/21
100+ points	103 at Oregon State at Corvallis, 2/28/22

OPPONENT SCORING

Less than 40 points	29 Arizona State at Tempe, 12/1/21
40-49 points	47 Northern Kentucky at Pullman, 12/7/22
90-99 points	91 UCLA at Los Angeles, 1/14/21
100+ points (regulation)	103 Creighton at St. Thomas, Virgin Islands, 11/18/16
100+ points	103 Creighton at St. Thomas, Virgin Islands, 11/18/16

FIELD GOAL PERCENTAGE

Less than .200 shooting	UNKNOWN
.200-.299 shooting	.293 (17-58) vs Washington at Pullman, 2/11/23
.300-.399 shooting	.333 (18-54) vs California at Berkeley, 2/25/23
.300-.399 shooting and won	.333 (18-54) vs California at Berkeley, 2/25/23
.600 shooting or higher	.607 (34-56) vs Detroit Mercy at Pullman, 11/25/22

OPPONENT FIELD GOAL PERCENTAGE

Less than .200 shooting	.167 (9-54) Miss.Valley St. at Pullman, 11/15/08
.200-.299 shooting	.286 (16-56) Colorado at Pullman, 1/30/22
.300-.399 shooting	.373 (19-51) California at Berkeley, 2/25/23
.300-399 shooting and won	.362 (21-58) UCLA at Pullman, 12/30/22
.600 shooting or higher	.604 (32-53) Utah State at Honolulu, 12/25/22

BASKETS MADE

40+ field goals made	(40-66) vs Idaho at Moscow, 11/18/21
10-14 3-point field goals made	(12-29) vs Washington at Seattle, 3/2/23
15+ 3-point field goals made	(19-29) vs Detroit Mercy at Pullman, 11/25/22
Did not make a 3-pointer	(0-6) vs Oregon at Los Angeles, 3/12/09
Made 30+ free throws	(39-51) vs Rider at Pullman, 12/17/18
Attempted 45+ free throws	(39-51) vs Rider at Pullman, 12/17/18
Attempted fewer than five free throws	(2-3) vs Arizona at Pullman, 2/10/22
Attempted 5-10 free throws	(5-9) vs Oregon at Pullman, 2/19/23
Attempted 11-15 free throws	(7-12) vs Stanford at Stanford, 2/23/23
Attempted zero free throws in a half	at Oregon (1st) at Eugene, 2/14/22

OPPONENT BASKETS MADE

40+ field goals made	(40-71) Creighton at St. Thomas, Virgin Islands, 11/18/16
10-14 3-point field goals made	(11-17) Utah State at Honolulu, 12/25/22
15+ 3-point field goals made	(16-30) Winthrop at Pullman, 11/22/21
Did not make a 3-pointer	(0-15) Mississippi Valley State at Spokane, 11/24/07
Made 30+ free throws	(31-40) Colorado at Boulder, 2/11/16
Attempted 45+ free throws	(32-47) Colorado State at Fort Collins, 12/14/02
Attempted fewer than five free throws	(4-4) Santa Clara at Pullman, 12/17/16
Attempted 5-10 free throws	(7-9) vs Stanford at Stanford, 2/23/23
Attempted 11-15 free throws	(9-14) Washington at Pullman, 2/11/23
Attempted zero free throws in a half	Stanford (1st) at Stanford, 2/23/23

REBOUNDS

Less than 10 rebounds	UNKNOWN
10-20 rebounds	20 (3 off/17 def) vs. Arizona at Tucson, 1/26/17
50+ rebounds	53 (15 off/38 def) at Arizona State at Tempe, 12/1/21
20+ rebound margin	+29 (41/12) vs Northern Kentucky at Pullman, 12/7/22

OPPONENT REBOUNDS

Less than 10 rebounds	7 Princeton at East Lansing, Mich., 12/29/92
10-20 rebounds	20 (5 off/15 def) UNLV at Las Vegas, 12/10/22
50+ rebounds	53 (15/38) Arizona at Pullman, 1/2/21
20+ rebound margin	+20 (49/29) Stanford at Palo Alto, 2/28/19

STEALS

10-14 steals	10 vs Arizona at Pullman, 1/26/23
15+ steals	16 vs Wyoming at Pullman, 11/30/05

OPPONENT STEALS

10-14 steals	10 UCLA at Pullman, 12/30/22
15+ steals	15 Washington at Seattle, 2/28/20

ASSISTS

15-19 assists	16 vs Washington at Seattle, 3/2/23
20-25 assists	20 vs Detroit Mercy at Pullman, 11/25/22
More than 25 assists	27 vs CSUN at Pullman, 11/27/18

OPPONENT ASSISTS

15-19 assists	15 Washington at Seattle, 3/2/23
20-25 assists	20 Utah at Salt Lake City, 1/19/23
More than 25 assists	30 Arizona at Tucson, 2/1/01

TURNOVERS

Less than 5 turnovers	3 vs Seattle U at Pullman, 11/7/19
5-10 turnovers	10 vs Washington at Seattle, 3/2/23
25-30 turnovers	25 vs Kansas State at Manhattan, Kan., 12/5/09
31-35 turnovers	31 vs UCLA at Los Angeles, 2/25/99
35 or more turnovers	37 vs USC at Pullman, 1/10/65

OPPONENT TURNOVERS

Less than 5 turnovers	4 Washington at Seattle, 3/2/16
5-10 turnovers	9 Washington at Seattle, 3/2/23
25-30 turnovers	25 Gonzaga at Spokane, 12/8/10
31-35 turnovers	32 Prairie View A&M at Pullman, 11/24/01
35 or more turnovers	35 Central Connecticut State, 11/22/91

BLOCKED SHOTS

10+ blocked shots	10 vs Santa Clara, at Pullman, 3/15/22

OPPONENT BLOCKED SHOTS

10+ blocked shots	11 California at Berkeley, 1/12/13

FREE THROW PERCENTAGE

Less than .500	.400 (4-10) vs Stanford at Pullman, 1/13/22
.900-.999	.900 (9-10) vs Arizona State at Pullman, 2/12/2
1.000	1.000 (13-13) at Washington at Seattle, 2/26/22

OPPONENT FREE THROW PERCENTAGE

Less than .500	.467 (7-15) Utah State at Honolulu, 12/25/22
.900-.999	.955 (21-22) UCLA at Pullman, 12/30/22
1.000	1.000 (11-11) UCLA at Las Vegas, 3/10/22

MARGIN OF VICTORY

1-point	60-59 vs Stanford at Pullman, 1/14/23
2-points	66-64 vs George Washington at Honolulu, 12/22/22
20-29 points	21 (68-47) vs Northern Kentucky at Pullman, 12/7/22
Back-to-back 20+ points	26 (82-56) at Eastern Washington at Spokane, 11/21/22
	42 (96-54) vs Detroit Mercy at Pullman, 11/25/22
30-40 points	34 (94-60) vs Weber State at Pullman, 12/8/21
41-50 points	42 (96-54) vs Detroit Mercy at Pullman, 11/25/22
50+ points	51 (76-25) vs Mississippi Valley State at Pullman, 11/15/08
30+ halftime lead	33 (56-23) vs Detroit Mercy at Pullman, 11/25/22
Single-overtime win	at Oregon State at Corvallis, 2/28/22 (103-97)
Double-overtime win	vs. Washington at Pullman, 3/8/08 (76-73)
Triple-overtime win	vs Stanford at Pullman, 2/20/21 (85-76)

OPPONENT MARGIN OF VICTORY

1-point	67-66 UCLA at Pullman, 12/30/22
2-points	67-65 (OT) Utah at Pullman, 12/4/22
20-29 points	24 (76-52) UCLA at Los Angeles, 2/4/23
Back-to-back 20+ points	20 (78-58) Oregon at Eugene, 1/27/19
	20 (87-67) UCLA at Pullman, 1/30/19
30-40 points	31 (91-61) UCLA at Los Angeles, 1/14/21
40+ points	48 (98-50) Stanford at Palo Alto, 2/28/19
30+ halftime lead	34 (19-53) Arizona at Pullman, 2/15/15
Single-overtime win	Utah at Pullman, 12/4/22 (67-65)
Double-overtime win	Arizona at Pullman, 1/2/21 (86-82)
Triple-overtime win	Oregon at Pullman, 1/14/99 (87-83)

SEASON HIGHS/LOWS

WASHINGTON STATE

HIGHS

POINTS	96	DETROIT MERCY (11/25/2022)
	93	AT WASHINGTON (03/02/2023)
	83	TEXAS ST. (11/07/2022)
	82	AT EASTERN WASH. (11/21/2022)
	81	SOUTHERN CALIFORNIA (01/01/2023)
FIELD GOALS MADE	34	AT WASHINGTON (03/02/2023)
	34	DETROIT MERCY (11/25/2022)
FIELD GOAL ATTEMPTS	68	UTAH (12/04/2022)
	67	AT WASHINGTON (03/02/2023)
FIELD GOAL PERCENTAGE	.607 (34-56)	DETROIT MERCY (11/25/2022)
	.592 (29-49)	OREGON ST. (02/16/2023)
3 PT FG MADE	19	DETROIT MERCY (11/25/2022)
	15	AT EASTERN WASH. (11/21/2022)
3 PT FG ATTEMPTS	34	ARIZONA ST. (01/28/2023)
	32	AT ARIZONA ST. (01/05/2023)
3 PT FG PERCENTAGE	.655 (19-29)	DETROIT MERCY (11/25/2022)
	.583 (14-24)	OREGON ST. (02/16/2023)
FREE THROWS MADE	24	AT PRAIRIE VIEW (11/15/2022)
	23	VS UTAH ST. (N) (12/25/2022)
FREE THROW ATTEMPTS	29	AT PRAIRIE VIEW (11/15/2022)
	26	AT CALIFORNIA (02/25/2023)
	26	VS UTAH ST. (N) (12/25/2022)
	26	UTAH (12/04/2022)
FREE THROW PERCENTAGE	.885 (23-26)	VS UTAH ST. (N) (12/25/2022)
	.875 (7-8)	AT OREGON (12/01/2022)
REBOUNDS	47	WASHINGTON (02/11/2023)
	47	ARIZONA ST. (01/28/2023)
ASSISTS	20	DETROIT MERCY (11/25/2022)
	20	AT EASTERN WASH. (11/21/2022)
STEALS	13	UTAH (12/04/2022)
	10	ARIZONA (01/26/2023)
BLOCKED SHOTS	8	TEXAS ST. (11/07/2022)
	6	ARIZONA (01/26/2023)
TURNOVERS	22	VS UNLV (N) (12/10/2022)
	17	AT COLORADO (01/22/2023)
	17	AT OREGON (12/01/2022)
FOULS	24	TEXAS ST. (11/07/2022)
	20	AT COLORADO (01/22/2023)
	20	VS BOISE ST. (N) (11/12/2022)

LOWS

POINTS	51	AT HAWAII (12/23/2022)
	52	AT UCLA (02/04/2023)
	55	AT COLORADO (01/22/2023)
	56	WASHINGTON (02/11/2023)
	58	ARIZONA (01/26/2023)
FIELD GOALS MADE	14	AT PRAIRIE VIEW (11/15/2022)
	17	WASHINGTON (02/11/2023)
	17	AT UCLA (02/04/2023)
FIELD GOAL ATTEMPTS	44	AT PRAIRIE VIEW (11/15/2022)
	48 (THREE TIMES)	AT STANFORD (02/23/2023)
FIELD GOAL PERCENTAGE	.293 (17-58)	WASHINGTON (02/11/2023
	.305 (18-59)	AT HAWAII (12/23/2022)
3 PT FG MADE	2	VS UTAH ST. (N) (12/25/2022)
	3	AT HAWAII (12/23/2022)
	3	AT OREGON (12/01/2022)
3 PT FG ATTEMPTS	13	AT HAWAII (12/23/2022)
	14	AT OREGON (12/01/2022)
3 PT FG PERCENTAGE	.118 (2-17)	VS UTAH ST. (N) (12/25/2022)
	.133 (4-30)	UTAH (12/04/2022)
FREE THROWS MADE	5	OREGON (02/19/2023)
	5	VS UNLV (N) (12/10/2022)
	5	AT EASTERN WASH. (11/21/2022)
FREE THROW ATTEMPTS	8	VS UNLV (N) (12/10/2022)
	8	AT OREGON (12/01/2022)
FREE THROW PERCENTAGE	.500 (5-10)	AT EASTERN WASH. (11/21/2022)
	.545 (6-11)	STANFORD (01/14/2023)
REBOUNDS	23	STANFORD (01/14/2023)
	24	OREGON ST. (02/16/2023)
ASSISTS	2	AT HAWAII (12/23/2022)
	3	VS BOISE ST. (N) (11/12/2022)
STEALS	1 (FOUR TIMES)	AT SOUTHERN CALIFORNIA (02/02/2023)
BLOCKED SHOTS	0	AT SOUTHERN CALIFORNIA (02/02/2023)
	0	AT UTAH (01/19/2023)
	0	VS GEORGE WASHINGTON (N) (12/22/2022)
TURNOVERS	6 (FOUR TIMES)	AT CALIFORNIA (02/25/2023)
FOULS	11 (THREE TIMES)	OREGON (02/19/2023)

OPPONENTS

HIGHS

POINTS	84	AT WASHINGTON (03/02/2023)
	82	VS UTAH ST. (N) (12/25/2022)
	80	AT SOUTHERN CALIFORNIA (02/02/2023)
	77	AT UTAH (01/19/2023)
	77	AT ARIZONA ST. (01/05/2023)
FIELD GOALS MADE	32	AT WASHINGTON (03/02/2023)
	32	VS UTAH ST. (N) (12/25/2022)
	32	AT OREGON (12/01/2022)
FIELD GOAL ATTEMPTS	65	SOUTHERN CALIFORNIA (01/01/2023)
	64	AT WASHINGTON (03/02/2023)
FIELD GOAL PERCENTAGE	.604 (32-53)	VS UTAH ST. (N) (12/25/2022)
	.554 (31-56)	AT UTAH (01/19/2023)
	.554 (31-56)	AT ARIZONA ST. (01/05/2023)
3 PT FG MADE	11	VS UTAH ST. (N) (12/25/2022)
	9 (FIVE TIMES)	AT WASHINGTON (03/02/2023)
3 PT FG ATTEMPTS	27	AT EASTERN WASH. (11/21/2022)
	25	AT ARIZONA (01/07/2023)
3 PT FG PERCENTAGE	.647 (11-17)	VS UTAH ST. (N) (12/25/2022)
	.500 (7-14)	UTAH (12/04/2022)
FREE THROWS MADE	21	UCLA (12/30/2022)
	17	AT SOUTHERN CALIFORNIA (02/02/2023)
	17	AT ARIZONA (01/07/2023)
FREE THROW ATTEMPTS	28	AT ARIZONA (01/07/2023)
	26	TEXAS ST. (11/07/2022)
FREE THROW PERCENTAGE	.955 (21-22)	UCLA (12/30/2022)
	.875 (7-8)	AT OREGON (12/01/2022)
REBOUNDS	45	AT ARIZONA (01/07/2023)
	44	UTAH (12/04/2022)
ASSISTS	21	VS UTAH ST. (N) (12/25/2022)
	20	AT UTAH (01/19/2023)
STEALS	12	VS UNLV (N) (12/10/2022)
	10	UCLA (12/30/2022)
BLOCKED SHOTS	7	AT SOUTHERN CALIFORNIA (02/02/2023)
	6	UTAH (12/04/2022)
TURNOVERS	19	UTAH (12/04/2022)
	17	AT COLORADO (01/22/2023)
FOULS	24	AT PRAIRIE VIEW (11/15/2022)
	23	UTAH (12/04/2022)

LOWS

POINTS	47	NORTHERN KY. (12/07/2022)
	51	WASHINGTON (02/11/2023)
	51	CALIFORNIA (01/11/2023)
	54	DETROIT MERCY (11/25/2022)
	56	AT EASTERN WASH. (11/21/2022)
FIELD GOALS MADE	18	NORTHERN KY. (12/07/2022)
	18	DETROIT MERCY (11/25/2022)
FIELD GOAL ATTEMPTS	42	AT COLORADO (01/22/2023)
	42	NORTHERN KY. (12/07/2022)
FIELD GOAL PERCENTAGE	.311 (19-61)	AT EASTERN WASH. (11/21/2022)
	.317 (20-63)	AT ARIZONA (01/07/2023)
3 PT FG MADE	2	AT COLORADO (01/22/2023)
	3 (SEVEN TIMES)	SOUTHERN CALIFORNIA (01/01/2023)
3 PT FG ATTEMPTS	7	AT COLORADO (01/22/2023)
	9	NORTHERN KY. (12/07/2022)
3 PT FG PERCENTAGE	.160 (4-25)	AT ARIZONA (01/07/2023)
	.167 (3-18)	SOUTHERN CALIFORNIA (01/01/2023)
	.167 (3-18)	VS GEORGE WASHINGTON (N) (12/22/2022)
	.167 (3-18)	AT OREGON (12/01/2022)
FREE THROWS MADE	3	ARIZONA (01/26/2023)
	5	OREGON (02/19/2023)
	5	AT PRAIRIE VIEW (11/15/2022)
FREE THROW ATTEMPTS	6	ARIZONA (01/26/2023)
	6	AT PRAIRIE VIEW (11/15/2022)
FREE THROW PERCENTAGE	.462 (12-26)	TEXAS ST. (11/07/2022)
	.467 (7-15)	VS UTAH ST. (N) (12/25/2022)
REBOUNDS	12	NORTHERN KY. (12/07/2022)
	20	VS UNLV (N) (12/10/2022)
ASSISTS	5	UCLA (12/30/2022)
	6	AT COLORADO (01/22/2023)
	6	AT HAWAII (12/23/2022)
STEALS	2	AT UTAH (01/19/2023)
	2	AT ARIZONA (01/07/2023)
	2	AT EASTERN WASH. (11/21/2022)
BLOCKED SHOTS	0 (FIVE TIMES)	AT STANFORD (02/23/2023)
TURNOVERS	6	AT CALIFORNIA (02/25/2023)
	6	UCLA (12/30/2022)
FOULS	12	OREGON (02/19/2023)
	12	VS UNLV (N) (12/10/2022)

INDIVIDUAL GAME HIGHS

WASHINGTON STATE

POINTS	36	TJ BAMBA AT WASHINGTON (03/02/2023)
	31	MOUHAMED GUEYE AT SOUTHERN CAL (02/02/2023)
	24	MOUHAMED GUEYE AT ARIZONA (01/07/2023)
	24	JABE MULLINS AT EASTERN WASH. (11/21/2022)
	24	TJ BAMBA VS BOISE ST. (N) (11/12/2022)
FIELD GOALS MADE	14	MOUHAMED GUEYE AT SOUTHERN CAL (02/02/2023)
	13	TJ BAMBA AT WASHINGTON (03/02/2023)
FIELD GOAL ATTEMPTS	22	MOUHAMED GUEYE AT ARIZONA (01/07/2023)
	21	MOUHAMED GUEYE AT SOUTHERN CAL (02/02/2023)
FIELD GOAL PCT (MIN 5 MADE)	1.000 (9-9)	MOUHAMED GUEYE VS OREGON ST. (02/16/2023)
	.750 (6-8)	MOUHAMED GUEYE AT STANFORD (02/23/2023)
	.750 (6-8)	ANDREJ JAKIMOVSKI VS STANFORD (01/14/2023)
	.750 (6-8)	JABE MULLINS VS SOUTHERN CAL (01/01/2023)
	.750 (6-8)	JUSTIN POWELL VS DETROIT MERCY (11/25/2022)
3 PT FG MADE	8	JABE MULLINS AT EASTERN WASH. (11/21/2022)
	6	JUSTIN POWELL VS ARIZONA ST. (01/28/2023)
	6	JABE MULLINS VS DETROIT MERCY (11/25/2022)
3 PT FG ATTEMPTS	12	JUSTIN POWELL VS UTAH (12/04/2022)
	11	JUSTIN POWELL VS ARIZONA ST. (01/28/2023)
	11	JABE MULLINS AT EASTERN WASH. (11/21/2022)
3 PT FG PCT (MIN 2 MADE)	1.000 (2-2)	JUSTIN POWELL VS OREGON (02/19/2023)
	1.000 (2-2)	TJ BAMBA VS OREGON ST. (02/16/2023)
	1.000 (2-2)	ANDREJ JAKIMOVSKI AT COLORADO (01/22/2023)
FREE THROWS MADE	10	TJ BAMBA VS UTAH ST. (N) (12/25/2022)
	9	MOUHAMED GUEYE AT CALIFORNIA (02/25/2023)
FREE THROW ATTEMPTS	12	TJ BAMBA VS UTAH ST. (N) (12/25/2022)
	10	TJ BAMBA VS WASHINGTON (02/11/2023)
	10	MOUHAMED GUEYE AT UTAH (01/19/2023)
FREE THROW PCT (MIN 4 MADE)	1.000 (9-9)	MOUHAMED GUEYE AT CALIFORNIA (02/25/2023)
	1.000 (7-7)	TJ BAMBA AT WASHINGTON (03/02/2023)
	1.000 (6-6)	DJ RODMAN VS ARIZONA (01/26/2023)
	1.000 (6-6)	TJ BAMBA AT HAWAII (12/23/2022)
	1.000 (6-6)	KYMANY HOUINSOU AT PRAIRIE VIEW (11/15/2022)
	1.000 (6-6)	JABE MULLINS VS TEXAS ST. (11/07/2022)
	1.000 (4-4) (SEVEN TIMES)	TJ BAMBA VS OREGON ST. (02/16/2023)
REBOUNDS	18	MOUHAMED GUEYE VS UCLA (12/30/2022)
	17	ANDREJ JAKIMOVSKI AT WASHINGTON (03/02/2023)
ASSISTS	12	JUSTIN POWELL VS TEXAS ST. (11/07/2022)
	7	JUSTIN POWELL VS SOUTHERN CAL (01/01/2023)
	7	JUSTIN POWELL VS DETROIT MERCY (11/25/2022)
	7	JUSTIN POWELL AT EASTERN WASH. (11/21/2022)
STEALS	3	JABE MULLINS VS OREGON (02/19/2023)
	3	DJ RODMAN VS UTAH (12/04/2022)
	3	DYLAN DARLING VS UTAH (12/04/2022)
	3	DJ RODMAN VS DETROIT MERCY (11/25/2022)
BLOCKED SHOTS	3	ADRAME DIONGUE VS ARIZONA (01/26/2023)
	3	MOUHAMED GUEYE VS SOUTHERN CAL (01/01/2023)
	3	ADRAME DIONGUE VS UCLA (12/30/2022)
	3	MAEL HAMON-CRESPIN VS TEXAS ST. (11/07/2022)
TURNOVERS	6	MOUHAMED GUEYE VS UTAH (12/04/2022)
	6	MOUHAMED GUEYE AT OREGON (12/01/2022)
FOULS	5 (SIX TIMES)	JUSTIN POWELL VS WASHINGTON (02/11/2023)

OPPONENTS

POINTS	29	AZUOLAS TUBELIS AT ARIZONA (01/07/2023)
	28	BRANDEN CARLSON AT UTAH (01/19/2023)
	27	TRISTAN DA SILVA AT COLORADO (01/22/2023)
	26	WILL DOUGLAS AT PRAIRIE VIEW (11/15/2022)
	25	KESHON GILBERT VS UNLV (N) (12/10/2022)
FIELD GOALS MADE	11	TRISTAN DA SILVA AT COLORADO (01/22/2023)
	11	BRANDEN CARLSON AT UTAH (01/19/2023)
	11	N'FALY DANTE AT OREGON (12/01/2022)
	11	WILL DOUGLAS AT PRAIRIE VIEW (11/15/2022)
FIELD GOAL ATTEMPTS	20	AZUOLAS TUBELIS AT ARIZONA (01/07/2023)
	20	WILL DOUGLAS AT PRAIRIE VIEW (11/15/2022)
FIELD GOAL PCT (MIN 5 MADE)	1.000 (5-5)	DAN AKIN VS UTAH ST. (N) (12/25/2022)
	.917 (11-12)	BRANDEN CARLSON AT UTAH (01/19/2023)
3 PT FG MADE	5	BOOGIE ELLIS AT SOUTHERN CALIFORNIA (02/02/2023)
	5	KERR KRIISA VS ARIZONA (01/26/2023)
	5	STEELE VENTERS AT EASTERN WASH. (11/21/2022)
3 PT FG ATTEMPTS	11	KERR KRIISA AT ARIZONA (01/07/2023)
	11	KEYONTE GEORGE VS BAYLOR (N) (12/18/2022)
	11	JEREMIAH GAMBRELL AT PRAIRIE VIEW (11/15/2022)
3 PT FG PCT (MIN 2 MADE)	1.000 (3-3)	JAMAL BEY AT WASHINGTON (03/02/2023)
	1.000 (3-3)	STEVEN ASHWORTH VS UTAH ST. (N) (12/25/2022)
	1.000 (2-2)	WILL RICHARDSON VS OREGON (02/19/2023)
	1.000 (2-2)	KEESHAWN BARTHELEMY VS OREGON (02/19/2023)
	1.000 (2-2)	JUSTIN WEBSTER VS UNLV (N) (12/10/2022)
	1.000 (2-2)	TEKORIAN SMITH AT PRAIRIE VIEW (11/15/2022)
FREE THROWS MADE	10	AZUOLAS TUBELIS AT ARIZONA (01/07/2023)
	10	JAIME JAQUEZ JR. VS UCLA (12/30/2022)
FREE THROW ATTEMPTS	12	AZUOLAS TUBELIS AT ARIZONA (01/07/2023)
	10	JAIME JAQUEZ JR. VS UCLA (12/30/2022)
FREE THROW PCT (MIN 4 MADE)	1.000 (10-10)	JAIME JAQUEZ JR. VS UCLA (12/30/2022)
	1.000 (5-5)	OBINNA ANYANWU AT CALIFORNIA (02/25/2023)
	1.000 (4-4)	REESE DIXON-WATERS AT USC (02/02/2023)
	1.000 (4-4)	TRISTAN DA SILVA AT COLORADO (01/22/2023)
	1.000 (4-4)	TYGER CAMPBELL VS UCLA (12/30/2022)
	1.000 (4-4)	DAVID SINGLETON VS UCLA (12/30/2022)
	1.000 (4-4)	JOVON MCCLANAHAN AT HAWAII (12/23/2022)
	1.000 (4-4)	ELIJAH HARKLESS VS UNLV (N) (12/10/2022)
	1.000 (4-4)	WILL RICHARDSON AT OREGON (12/01/2022)
	1.000 (4-4)	CASEY JONES AT EASTERN WASH. (11/21/2022)
REBOUNDS	15	JAIME JAQUEZ JR. AT UCLA (02/04/2023)
	14	AZUOLAS TUBELIS AT ARIZONA (01/07/2023)
ASSISTS	9	JOEL BROWN AT CALIFORNIA (02/25/2023)
	9	TYGER CAMPBELL AT UCLA (02/04/2023)
STEALS	4	ADAM FLAGLER VS BAYLOR (N) (12/18/2022)
	4	MARCUS SHAVER JR. VS BOISE ST. (N) (11/12/2022)
BLOCKED SHOTS	4	VINCENT IWUCHUKWU AT SOUTHERN CAL (02/02/2023)
	3	ADEM BONA AT UCLA (02/04/2023)
	3	WARREN WASHINGTON VS ARIZONA ST. (01/28/2023)
	3	IMANUEL ZORGVOL VS NORTHERN KY. (12/07/2022)
	3	KEBA KEITA VS UTAH (12/04/2022)
	3	NAJE SMITH VS BOISE ST. (N) (11/12/2022)
TURNOVERS	6	BRANDEN CARLSON VS UTAH (12/04/2022)
	5	KEION BROOKS JR. AT WASHINGTON (03/02/2023)
	5	WARREN WASHINGTON VS ARIZONA ST. (01/28/2023)
	4 (TEN TIMES)	KERR KRIISA VS ARIZONA (01/26/2023)
FOULS	5 (NINE TIMES)	KOREN JOHNSON AT WASH. (03/02/2023)

CHARTING THE COUGS

Times Led WSU in Scoring

Mouhamed Gueye	13
TJ Bamba	10
Jabe Mullins	5
DJ Rodman	3
Andrej Jakimovski	2
Justin Powell	1

Times Led WSU in Rebounding

Mouhamed Gueye	19
Andrej Jakimovski	5
DJ Rodman	5
TJ Bamba	2
Adrame Diongue	2
Carlos Rosario	1

Times Led WSU in Assists

Justin Powell	12
Mouhamed Gueye	8
Jabe Mullins	7
Kymany Houinsou	6
TJ Bamba	3
DJ Rodman	3
Andrej Jakimovski	2
Carlos Rosario	2
Dylan Darling	1

Times Led WSU in Steals

TJ Bamba	10
Mouhamed Gueye	10
DJ Rodman	10
Justin Powell	8
Dylan Darling	5
Andrej Jakimovski	5
Kymany Houinsou	4
Jabe Mullins	4
Carlos Rosario	3
Adrame Diongue	2

Times Led WSU in Blocks

Mouhamed Gueye	13
TJ Bamba	7
Kymany Houinsou	6
Adrame Diongue	4
Andrej Jakimovski	4
DJ Rodman	4
Carlos Rosario	3
Dylan Darling	2
Mael Hamon-Crespin	2
Justin Powell	2
Kymany Houinsou	1
Jabe Mullins	1
AJ Rohosy	1

Double-Figure Scoring Games

Mouhamed Gueye	23
TJ Bamba	21
Justin Powell	20
DJ Rodman	10
Jabe Mullins	9
Andrej Jakimovski	7
Kymany Houinsou	1

20-Plus Point Games

Mouhamed Gueye	8
TJ Bamba	6
Jabe Mullins	2
Andrej Jakimovski	1
Justin Powell	1

30-Plus Point Games

TJ Bamba	1
Mouhamed Gueye	1

Consecutive Double-Figure Scoring Games (Active)

TJ Bamba	7
Mouhamed Gueye	5
Andrej Jakimovski	1
Justin Powell	1
DJ Rodman	1

Double-Doubles

Mouhamed Gueye	15
Andrej Jakimovski	1
Justin Powell	1
DJ Rodman	1

Double-Digit Scoring Halves

Mouhamed Gueye	18 (12/6)
TJ Bamba	17 (6/11)
Justin Powell	8 (5/3)
Jabe Mullins	5 (3/2)
DJ Rodman	5 (1/4)
Andrej Jakimovski	3 (1/2)

Class A Technical Fouls

Washington State	3
Opponents	4

Class B Technical Fouls *(flop warning)*

Washington State	11
Opponents	5

Jump Balls Controlled

Washington State	12
Opponents	19

Mouhamed Gueye	*12/31*

Record when winning tip (7-5)
Record when losing tip (9-10)

Three-Point Plays	**(Made/Att)**
Washington State	46/67
Opponents	33/49

Mouhamed Gueye	*19/25*
TJ Bamba	*9/16*
Justin Powell	*7/9*
DJ Rodman	*4/6*
Dylan Darling	*2/3*
Kymany Houinsou	*2/3*
Adrame Diongue	*1/2*
Andrej Jakimovski	*1/1*
Jabe Mullins	*1/1*
Carlos Rosario	*0/1*

Four-Point Plays

Washington State	0/0
Opponents	2/2

Consecutive Free Throws Made (Active)

TJ Bamba	7
Andrej Jakimovski	3
Dylan Darling	2
Kymany Houinsou	1
Justin Powell	1
Mouhamed Gueye	1

Longest streak of the season
Jabe Mullins 18

Five-Second Violations

Washington State	1
Opponents	1

Shot Clock Violations

Washington State	26
Opponents	13

Ten-Second Violations

Washington State	5
Opponents	2

First to Score

Washington State	17
Opponents	14

Record when scoring first (10-7)
Record when opp scores first (6-8)

First to Score for WSU

Mouhamed Gueye	13
TJ Bamba	5
Andrej Jakimovski	4
Justin Powell	3
DJ Rodman	3
Jabe Mullins	2
Kymany Houinsou	1

How WSU Scored First Points

3-Pointer	12
Layup	9
Jump Shot	5
Dunk	3
Free Throw	2

First Substitutions

Jabe Mullins	14
Kymany Houinsou	13
Dylan Darling	6
Adrame Diongue	3
Andrej Jakimovski	2
DJ Rodman	1

Charges Drawn

Washington State	65
Opponents	46

DJ Rodman	*27*
Dylan Darling	*10*
Mouhamed Gueye	*7*
TJ Bamba	*6*
Jabe Mullins	*5*
Kymany Houinsou	*3*
Carlos Rosario	*3*
Mael Hamon-Crespin	*2*
Adrame Diongue	*1*
Andrej Jakimovski	*1*
Justin Powell	*1*

FIRST-HALF POINTS

WASHINGTON STATE	1012 (32.6)
OPPONENTS	955 (30.8)

SECOND-HALF POINTS

WASHINGTON STATE	1093 (35.3)
OPPONENTS	1064 (34.3)

OVERTIME POINTS

WASHINGTON STATE	6
OPPONENTS	8

POINTS OFF TURNOVERS

WASHINGTON STATE	357 (11.5)
OPPONENTS	388 (12.5)

SECOND-CHANCE POINTS

WASHINGTON STATE	358 (11.5)
OPPONENTS	262 (8.5)

POINTS IN THE PAINT

WASHINGTON STATE	784 (25.3)
OPPONENTS	952 (30.7)

FASTBREAK POINTS

WASHINGTON STATE	221 (7.1)
OPPONENTS	265 (8.5)

BENCH POINTS

WASHINGTON STATE	361 (11.6)
OPPONENTS	480 (15.5)

LARGEST WSU HALFTIME LEAD
33 vs Detroit Mercy (Nov. 25)

LARGEST WSU HALFTIME DEFICIT
14 at Prairie View A&M (Nov. 15)

LARGEST WSU WIN
42 vs Detroit Mercy (Nov. 25)

LARGEST WSU LOSS
24 at UCLA (Feb. 4)

LARGEST WSU LEAD
49 (2nd) vs Detroit Mercy (Nov. 25)

LARGEST WSU DEFICIT
25 (2nd) at UCLA (Feb. 4)

LARGEST WSU DEFICIT IN WIN
8 (1st) vs Stanford (Jan. 14)

SMALLEST WSU MARGIN OF VICTORY
1 vs Stanford (Jan. 14)

SMALLEST OPP. MARGIN OF VICTORY
1 vs UCLA (Dec. 30)

GAME **COMPARISONS**

Opponent	1st	2nd	OT	Score	Mar	Total FG	FG Pct	3-Pointers	3FG Pct	Free Throws	FT Pct	Rbds	Mar	Assist	TOver	Block	Steal	Fouls
Texas State (11/07/22)	38-31	45-30		83-61	+22	29-55/23-50	.527/.460	9-20/3-12	.450/.250	16-24/12-26	.667-.462	39/25	+14	19/11	12/11	8/4	6/4	24/20
Boise State (11/12/22)	22-29	39-42		61-71	-10	22-63/26-58	.349/.448	6-26/3-12	.231/.250	11-16/16-25	.688/.640	42/34	+12	3/12	15/8	4/3	4/8	20/15
Prairie View A&M (11/15/22)	27-41	32-29		59-70	-11	14-43/28-60	.326/.467	7-21/9-19	.333/.474	24-29/5-6	.828/.833	30/33	-3	6/16	15/9	1/2	0/6	13/24
Eastern Wash. (11/21/22)	36-21	46-35		82-56	+26	31-64/19-61	.484/.311	15-30/6-27	.500/.222	5-10/12-14	.500/.857	38/40	-2	20/12	6/9	3/2	3/2	18/14
Detroit Mercy (11/25/22)	56-23	40-31		96-54	+42	34-56/18-47	.607/.383	19-29/5-12	.655/.417	9-12/13-20	.750/.650	31/25	+6	20/7	11/15	1/0	7/5	19/16
Oregon (12/1/22)	32-32	28-42		60-74	-14	25-53/32-62	.472/.516	3-14/3-18	.214/.167	7-8/7-8	.875/.875	26/30	-4	5/16	17/11	3/1	6/9	13/14
Utah (12/4/22)	25-33	34-26	6-8	65-67	-2	22-68/23-55	.324/.418	4-30/7-14	.133/.500	17-26/14-23	.654/.609	43/44	-1	6/11	12/19	3/6	13/6	19/23
Northern Kentucky (12/7/22)	39-23	29-24		68-47	+21	26-50/18-42	.520/.329	8-23/3-9	.348/.333	8-10/8-13	.800/.615	41/12	+29	14/7	16/13	3/3	5/8	11/15
UNLV (12/10/22)	30-33	40-41		70-74	-4	26-48/28-55	.542/.509	13-23/7-23	.565/.304	5-8/11-16	.625/.688	33/20	+13	16/13	22/7	3/4	1/12	16/12
Baylor (12/18/22)	25-31	34-34		59-65	-6	21-52/23-50	.404/.460	10-29/6-24	.345/.250	7-12/13-16	.583/.813	32/29	+3	14/14	16/13	1/3	7/9	18/17
George Wash. (12/22/22)	29-27	37-47		66-64	+2	24-57/27-55	.421/.491	7-26/3-18	.269/.167	11-18/7-12	.611/.583	39/26	+13	13/11	14/9	0/1	5/4	15/17
Hawai'i (12/23/22)	23-24	28-38		51-62	-11	18-59/23-47	.305/.489	3-13/3-11	.231/.273	12-15/13-19	.800/.684	32/35	-3	2/6	12/10	1/1	3/6	19/14
Utah State (12/25/22)	29-42	40-44		73-82	-9	24-54/32-53	.444/.604	2-17/11-17	.118/.647	23-26/7-15	.885/.467	28/26	+2	8/21	13/13	2/3	5/5	14/21
UCLA (12/30/22)	37-32	29-35		66-67	-1	24-56/21-58	.429/.362	8-22/4-11	.364/.364	10-12/21-22	.833/.955	40/31	+9	10/5	14/6	4/4	1/10	18/16
USC (1/1/23)	41-30	40-41		81-71	+10	27-55/28-65	.491/.431	14-29/3-18	.483/.167	13-20/12-16	.650/.750	30/43	-13	16/9	9/11	3/2	6/4	14/21

Opponent	1st	2nd	OT	Score	Mar	Total FG	FG Pct	3-Pointers	3FG Pct	Free Throws	FT Pct	Rbds	Mar	Assist	TOver	Block	Steal	Fouls
Arizona State (1/5/23)	36-42	25-25		71-77	-6	27-63/31-56	.429/.554	11-32/5-17	.344/.294	6-9/10-15	.667/.667	35/32	+3	12/18	12/10	1/1	5/8	15/17
Arizona (1/7/23)	37-27	37-34		74-61	+13	25-64/20-63	.391/.317	12-28/4-25	.429/.160	12-14/17-28	.857/.607	41/45	-4	13/9	9/8	5/3	3/2	19/16
California (1/11/23)	31-30	35-21		66-51	+15	23-50/19-53	.460/.358	9-21/5-20	.429/.250	11-20/8-10	.550/.800	37/30	+7	13/10	13/11	4/3	6/5	15/19
Stanford (1/14/23)	31-34	29-25		60-59	+1	22-48/22-51	.458/.431	10-27/7-18	.370/.389	6-11/8-12	.545/.667	23/35	-12	13/10	6/10	3/0	3/5	14/14
Utah (1/19/23)	31-39	32-38		63-77	-14	21-61/31-56	.344/.554	6-23/9-22	.261/.409	15-19/6-12	.789/.500	36/35	+1	10/20	7/8	0/3	4/2	13/16
Colorado (1/22/23)	25-26	30-32		55-58	-3	20-51/21-42	.392/.500	4-16/2-7	.250/.286	11-15/14-23	.733/.609	27/30	-3	7/6	17/17	3/0	7/6	20/16
Arizona (1/26/23)	32-36	26-27		58-63	-5	19-58/26-58	.328/.448	4-17/8-22	.235/.364	16-19/3-6	.842/.500	36/38	-2	7/13	14/16	6/5	10/9	12/17
Arizona State (1/28/23)	36-24	39-34		75-58	+17	24-65/19-56	.369/.339	14-34/5-15	.412/.333	13-18/15-19	.722/.789	47/33	+14	11/9	12/12	5/5	4/6	15/19
USC (2/2/23)	35-37	35-43		70-80	+10	27-59/27-52	.458/.519	8-23/9-19	.348/.474	8-13/17-24	.615/.708	32/25	+7	19/14	12/7	0/7	1/5	19/19
UCLA (2/4/23)	26-35	26-41		52-76	-24	17-55/30-62	.309/.484	9-27/9-22	.333/.409	9-14/7-11	.643/.636	32/40	-8	11/18	15/10	3/3	3/9	11/14
Washington (2/11/23)	31-22	25-29		56-51	+6	17-58/19-56	.293/.339	8-30/4-18	.267/.222	14-21/9-14	.667/.643	47/35	+12	12/8	8/10	1/0	5/4	18/17
Oregon State (2/16/23)	44-30	36-32		80-62	+18	29-49/25-52	.592/.481	14-24/5-19	.583/.263	8-13/7-9	.615/.778	24/28	-4	15/7	11/14	4/1	6/4	13/17
Oregon (2/19/23)	27-30	41-35		68-65	+3	27-63/27-55	.429/.491	9-23/6-18	.391/.333	5-9/5-7	.556/.714	29/38	-9	10/8	6/12	1/1	6/5	11/12
Stanford (2/23/23)	30-28	37-35		67-63	+4	24-48/24-56	.500/.429	12-25/8-20	.480/.400	7-12/7-9	.583/.778	31/27	+4	12/9	12/9	2/0	5/5	14/13
California (2/25/23)	29-26	34-31		63-57	+6	18-54/19-51	.333/.373	6-25/5-18	.240/.278	21-26/14-18	.808/.778	39/32	+7	7/12	6/6	2/4	2/4	19/18
Washington (3/2/23)	42-37	51-47		93-84	+9	34-67/32-64	.507/.5000	12-29/9-20	.414/.450	13-17/11-16	.765/.688	40/29	+11	16/15	10/9	3/1	5/7	15/18
California (3/8/23)																		

Note: Game totals are displayed in the format TEAM/OPPONENT for each category

WSU **GAME** LEADERS

DATE	TIME (PT)	OPPONENT	W/L	SCORE	ATTEND	OVERALL	PAC-12	HIGH POINTS	HIGH REBOUNDS
11/7/22	4:30 pm	TEXAS STATE	W	83-61	2,443	1-0	0-0	(18) Mouhamed Gueye	(13) Mouhamed Gueye
11/12/22	4 pm	vs BOISE STATE	L	61-71	4,157	1-1	0-0	(24) TJ Bamba	(14) DJ Rodman
11/15/22	4 pm	at PRAIRIE VIEW A&M	L	59-70	863	1-2	0-0	(16) TJ Bamba	(5) Bamba & Rosario
11/21/22	6 pm	at EASTERN WASHINGTON	W	82-56	5,224	2-2	0-0	(24) Jabe Mulins	(8) Mouhamed Gueye
11/25/22	1 pm	DETROIT MERCY	W	96-54	3,275	3-2	0-0	(22) Jabe Mullins	(8) Mouhamed Gueye
12/1/22	7:30 pm	at OREGON	L	60-74	5,379	3-3	0-1	(19) Mouhamed Gueye	(5) Mouhamed Gueye
12/4/22	1 pm	UTAH	L	65-67 (OT)	2,009	3-4	0-2	(20) Mouhamed Gueye	(11) Mouhamed Gueye
12/7/22	6 pm	NORTHERN KENTUCKY	W	68-47	2,268	4-4	0-2	(22) TJ Bamba	(10) Mouhamed Gueye
12/10/22	1:30 pm	vs UNLV	L	70-74	13,357	4-5	0-2	(20) TJ Bamba	(8) Mouhamed Gueye
12/18/22	7 pm	vs #11/11 BAYLOR	L	59-65	4,200	4-6	0-2	(16) Jabe Mullins	(9) Mouhamed Gueye
12/22/22	6 pm	vs GEORGE WASHINGTON	W	66-64	5,087	5-6	0-2	(21) Mouhamed Gueye	(10) Mouhamed Gueye
12/23/22	9 pm	at HAWAI'I	L	51-62	4,683	5-7	0-2	(19) TJ Bamba	(8) Adrame Diongue
12/25/22	3:30 pm	vs UTAH STATE	L	73-82	5,279	5-8	0-2	(22) Mouhamed Gueye	(12) Mouhamed Gueye
12/30/22	8 pm	#11/8 UCLA	L	66-67	3,238	5-9	0-3	(19) DJ Rodman	(18) Mouhamed Gueye
1/1/23	12 pm	USC	W	81-71	2,650	6-9	1-3	(16) Mullins & Rodman	(6) Bamba & Jakimovski
1/5/23	5 pm	at ARIZONA STATE	L	71-77	5,860	6-10	1-4	(19) Jabe Mullins	(12) DJ Rodman
1/7/23	2 pm	at #5/4 ARIZONA	W	74-61	14,176	7-10	2-4	(24) Mouhamed Gueye	(14) Mouhamed Gueye
1/11/23	8 pm	CALIFORNIA	W	66-51	3,208	8-10	3-4	(14) Gueye & Rodman	(6) DJ Rodman
1/14/23	5 pm	STANFORD	W	60-59	3,590	9-10	4-4	(17) Andrej Jakimovski	(5) Adrame Diongue
1/19/23	6 pm	at UTAH	L	63-77	6,599	9-11	4-5	(20) Mouhamed Gueye	(8) DJ Rodman
1/22/23	3 pm	at COLORADO	L	55-58	6,731	9-12	4-6	(18) TJ Bamba	(7) Andrej Jakimovski
1/26/23	8 pm	ARIZONA	L	58-63	5,225	9-13	4-7	(15) Gueye & Powell	(10) Mouhamed Gueye
1/28/23	5 pm	ARIZONA STATE	W	75-58	4,120	10-13	5-7	(22) Andrej Jakimovski	(15) Mouhamed Gueye
2/2/23	8 pm	at USC	L	70-80	3,751	10-14	5-8	(31) Mouhamed Gueye	(12) Mouhamed Gueye
2/4/23	4 pm	at UCLA	L	52-76	10,117	10-15	5-9	(19) TJ Bamba	(6) Andrej Jakimovski
2/11/23	7:30 pm	WASHINGTON	W	56-51	5,647	11-15	6-9	(20) TJ Bamba	(15) Mouhamed Gueye
2/16/23	8 pm	OREGON STATE	W	80-62	2,961	12-15	7-9	(21) Mouhamed Gueye	(8) Andrej Jakimovski
2/19/23	4 pm	OREGON	W	68-65	4,467	13-15	8-9	(18) Mouhamed Gueye	(12) Mouhamed Gueye
2/23/23	8 pm	at STANFORD	W	67-63	2,530	14-15	9-9	(22) TJ Bamba	(15) Mouhamed Gueye
2/25/23	2 pm	at CALIFORNIA	W	63-57	1,725	15-15	10-9	(20) Mouhamed Gueye	(10) Gueye & Rodman
3/2/23	8 pm	at WASHINGTON	W	93-84	9,268	16-15	11-9	(36) TJ Bamba	(17) Andrej Jakimovski

SEASON **HIGHLIGHTS**

Opponent	Result	Notes
TEXAS STATE (Nov. 7)	W, 83-61	Justin Powell dished out a career-high 12 assists, Mouhamed Gueye pulled in a career high 13 rebounds, and both secured double-doubles
VS BOISE STATE (Nov. 12)	L, 61-71	TJ Bamba scored a career-high 24 points, DJ Rodman pulled in a career-high 13 rebounds and held the Broncos to .360 shooting
AT PRAIRIE VIEW A&M (Nov. 15)	L, 59-70	Carlos Rosario pulled in a career-high 5 rebounds, Kymany Houinsou made his first start and scored in double figures (10pts) for the first time
AT EASTERN WASH. (Nov. 21)	W, 82-56	Jabe Mullins scored a career-high 24 points, shooting 8-of-11 from deep to lead the Cougars with 15 made 3-pointers and 20 assists
DETROIT MERCY (Nov. 25)	W, 96-54	WSU broke the school record with 19 made 3-pointers, led by Jabe Mullins with 22 points and the Cougs' first 90+ game since Dec. 2021
AT OREGON (Dec. 1)	L, 60-74	Mouhamed Gueye led the Cougs with 19 points and TJ Bamba added 14 for 5th-consecutive double-digit game, season-high 17 turnovers
UTAH (Dec. 4)	L, 65-67 (OT)	Mouhamed Gueye recorded a 20pts-11rbd double-double, his second of the season, as Cougs fell in overtime for first time since at ASU (2/27/21)
NORTHERN KENTUCKY (Dec. 7)	W, 68-47	TJ Bamba scored 22 points and Mouhamed Gueye added a second-straight double-double (14pts, 10rbds), as Cougs held NKU to 12 rebounds
VS UNLV (Dec. 10)	L, 70-74	TJ Bamba with second-consecutive 20-point game, DJ Rodman added 14 for his first double-digit game, Cougs gave up season-high 22 turnovers
VS #11/11 BAYLOR (Dec. 18)	L, 59-65	Jabe Mullins returned from injury to lead WSU with 16 points, TJ Bamba added 12 points (9th straight with 12+) and Justin Powell added 14
VS GEORGE WASH. (Dec. 22)	W, 66-64	Jabe Mullins buried the game-winning 3 with 3.1 seconds left, Mouhamed Gueye tallied a double-double, Andrej Jakimovski returned to the court
AT HAWAI'I (Dec. 23)	L, 51-62	TJ Bamba led the Cougars with 19 points, Adrame Diongue grabbed a career-high 8 rebounds; WSU shot a season low 30.5% (18/59) on season-low 51 points
VS UTAH STATE (Dec. 25)	L, 73-82	Gueye registered his fifth double-double with season-high 22 points and 12 rebounds, Bamba added 19; Utah State shot over 60% from floor and 3-point
#11/8 UCLA (Dec. 30)	L, 66-67	Gueye had a career-high 18 rebounds to go with 18 points, Rodman led with a season-high 19 points, while UCLA shot a season low 21-58 (36.2%)
SOUTHERN CALIFORNIA (Jan. 1)	W, 81-71	Five Cougs scored in double figures as WSU snapped a 12-game losing streak to USC, Powell dished out 7 assists without a TO, while WSU made 14 3-pt FGs
AT ARIZONA STATE (Jan. 5)	L, 71-77	DJ Rodman tallied his second-career double-double with 16 points, 12 rebounds, Jabe Mullins made 5 threes and led with 19 points; ASU shot 55% field goal
AT #5/4 ARIZONA (Jan. 7)	W, 74-61	Gueye scored a season-high 24 points with 14 rebounds for 7th double-double, held Arizona to 31.7% from the floor, Cougs made 12 three-pointers
CALIFORNIA (Jan. 11)	W, 66-51	Rodman and Gueye each scored 14 points, Powell added 12 points and the Cougs shot 55% in the second half and held Cal to a season-low 21 2nd-half points
STANFORD (Jan. 14)	W, 60-59	WSU won with its smallest margin of victory in the Smith era; Jakimovski scored a season-high 17 points to lead the way and combined with Rodman for 9 threes
AT UTAH (Jan. 19)	L, 63-77	Mouhamed Gueye scored 20 points and DJ Rodman grabbed 8 rebounds to lead the Cougs, but Utah shot 55% from the floor and Carlson finished with 28 points
AT COLORADO (Jan. 22)	L, 55-58	Gueye scored 0 points for the second time of his career, CU's da Silva finished with 27 points and KJ Simpson hit the game-winning 3-pointer with four seconds left
VS #6/8 ARIZONA (Jan. 26)	L, 58-63	Gueye tallied a 15 point-10 rebound double-double, Powell added 15 points and career-high nine rebounds, but 19-of-58 from the field left WSU offensively stunted
VS ARIZONA STATE (Jan. 28)	W, 75-58	Jakimovski scored career-high 22 points, Powell first 20-point game as a Coug, Gueye with 11-pint, 15-rebounds double-double, and WSU grabbed season-high 47 boards
AT SOUTHER CALIFORNIA (Feb. 2)	L, 70-80	Mouhamed Gueye's career-high 31 points were not enough to overcome the Trojans hot shooting; Gueye added 12 rebounds for his 3rd-straight double-double
AT #9/9 UCLA (Feb. 4)	L, 52-76	TJ Bamba scored 19 points and Justin Powell added 17, as the Cougs fell at Pauley Pavilion without DJ Rodman or Dylan Darling, the biggest loss of the season
VS WASHINGTON (Feb. 11)	W, 56-51	TJ Bamba scored 20 points, a new Pac-12 high, and Mouhamed Gueye added 17 points and 15 rebounds as the Cougs defeated UW despite shooting 29.3% from the floor
VS OREGON STATE (Feb. 16)	W, 80-62	The Cougs made their first 8 3-pointers and finished with 14 on 58% shooting from deep; Gueye led four WSU double-digit scorers with 21 points and Rodman had 18
VS OREGON (Feb. 19)	W, 68-65	Mouhamed Gueye tallied his 12th double-double with 18 points and 12 rebounds to lead 4 Cougs in double figures; WSU won just the second time after trailing at halftime
AT STANFORD (Feb. 23)	W, 67-63	TJ Bamba scored 17 of his 22 points in the second half as WSU swept Stanford and picked up consecutive wins at Maples since 1983; Gueye added 15 points and 15 boards
AT CALIFORNIA (Feb. 25)	W, 63-57	Mouhamed Gueye registered his 14th double-double with team-high 20 points, 10 rebounds, and 3 assists; Rodman added 10 rebounds and WSU won its 5th-straight game
AT WASHINGTON (March 2)	W, 93-84	TJ Bamba scored a career-high 36 points, Gueye added a 15-pt, 10 rbd double-double, Jakimovski grabbed career-high 17 rebounds and 12 points; Rodman 16 and Powell 11
VS CALIFORNIA (March 8)		

PREVIOUS **BOX SCORES**

Official Basketball Box Score - Final
Texas St. at Washington St.
11/07/22 Beasley Coliseum, Pullman, Wash.
2022-23 Men's Basketball

Game Time: 4:30 PM
Game Duration: 1:59
Attendance: 2,443

Officials: Randy Richardson, Jim Schipper, Tim Marion

Texas St. - 61 **Record: 0-1**

NO.	Name		Min	FG M-A	3P M-A	FT M-A	Rebounds OR	DR	TOT	Fouls PF	FD	TP	AS	TO	ST	Blocks BS	BA	+/-
1	Tyrel Morgan	F	22:32	3-6	0-1	4-5	1	1	2	4	4	10	0	1	0	1	1	-13
11	Nate Martin	F	18:08	1-4	0-0	1-2	3	2	5	2	4	3	1	2	0	0	1	-18
0	Dylan Dawson	G	28:51	2-6	2-5	1-3	0	0	0	2	2	7	4	1	0	0	0	-35
10	Brandon Davis	G	24:49	1-4	0-1	0-0	2	3	5	3	0	2	1	2	1	0	2	-16
12	Mason Harrell	G	31:53	5-9	1-2	6-9	0	4	4	2	5	17	2	2	0	0	2	-23
55	Drue Drinnon		25:00	0-4	0-2	0-0	1	0	1	1	5	0	1	1	1	0	0	1
24	Brandon Love		16:34	4-7	0-0	0-4	0	0	0	3	2	8	0	1	1	2	1	3
4	Davion Sykes		20:53	5-6	0-0	0-0	0	2	2	0	0	10	1	1	1	1	1	-20
2	Davion Coleman		07:34	2-3	0-0	0-3	0	4	4	3	2	4	1	0	0	0	0	1
5	Jordan Mason		01:53	0-1	0-1	0-0	0	0	0	0	0	0	0	0	0	0	0	5
14	Dalen Whitlock		01:53	0-0	0-0	0-0	0	0	0	0	0	0	0	0	0	0	0	5
Team							1	1	2			0		0				
Totals				23-50	3-12	12-26	8	17	25	20	24	61	11	11	4	4	8	-22

Shooting By Period		
1st	FG%	12-28 42.9%
	3PT%	3-8 37.5%
	FT%	4-8 50%
2nd	FG%	11-22 50.0%
	3PT%	0-4 0.0%
	FT%	8-18 44.4%
GM	FG%	23-50 46.0%
	3PT%	3-12 25.0%
	FT%	12-26 46.2%

Dead Ball Rebounds: 8, 0

Technical Fouls: Dawson 2nd 6:27

Washington St. - 83 **Record: 1-0**

NO.	Name		Min	FG M-A	3P M-A	FT M-A	Rebounds OR	DR	TOT	Fouls PF	FD	TP	AS	TO	ST	Blocks BS	BA	+/-
11	DJ Rodman	F	29:15	5-9	4-7	2-4	0	3	3	4	2	16	1	2	0	1	0	14
35	Mouhamed Gueye	F	31:42	8-12	0-0	2-3	3	10	13	4	5	18	2	3	1	2	1	16
3	Jabe Mullins	G	33:47	3-5	1-2	6-6	2	1	3	2	4	13	1	1	0	0	0	29
5	TJ Bamba	G	22:25	3-7	0-2	2-5	2	2	4	4	3	8	1	2	2	1	1	19
24	Justin Powell	G	35:55	5-8	3-5	1-1	0	5	5	0	1	14	12	1	1	0	0	31
22	Dylan Darling		02:51	0-0	0-0	0-0	0	0	0	1	1	0	0	0	0	0	0	-3
31	Kymany Houinsou		16:15	2-6	1-2	1-2	2	0	2	2	2	6	1	2	0	0	0	0
13	Carlos Rosario		12:57	2-3	0-0	2-3	1	2	3	4	2	6	1	0	2	1	1	5
12	Mael Hamon-Crespin		11:07	1-4	0-1	0-0	0	0	0	3	0	2	0	1	0	3	1	9
0	Ben Olesen		01:53	0-1	0-1	0-0	0	0	0	0	0	0	0	0	0	0	0	-5
15	Adrame Diongue		01:53	0-0	0-0	0-0	0	1	1	0	0	0	0	0	0	0	0	-5
Team							4	1	5			0		0				
Totals				29-55	9-20	16-24	14	25	39	24	20	83	19	12	6	8	4	22

Shooting By Period		
1st	FG%	12-26 46.2%
	3PT%	4-9 44.4%
	FT%	10-15 66.7%
2nd	FG%	17-29 58.6%
	3PT%	5-11 45.5%
	FT%	6-9 66.7%
GM	FG%	29-55 52.7%
	3PT%	9-20 45.0%
	FT%	16-24 66.7%

Dead Ball Rebounds: 3, 0

Technical Fouls: Bamba 2nd 17:05

	TXST	WSU
Biggest lead	6 (1st 10:08)	29 (2nd 2:01)
Best Scoring Run	8(1st 12:28)	11(2nd 6:27)
Lead Changes	4	
Times Tied	2	
Time with Lead	05:43	32:24

Points from	TXST	WSU
Turnovers	16	17
Paint	34	40
Second Chance	12	9
Fast Breaks	2	9
Bench	22	14

Period by Period Scoring	1st	2nd	TOT
TXST	31	30	61
WSU	38	45	83

Official Basketball Box Score - Final
Washington St. at Prairie View
11/15/22 William J. Nicks Building, Prairie View
2022-23 Men's Basketball

Game Time: 6:00 PM
Game Duration: 2:18
Attendance: 863

Officials: Mike Nance, Patrick Evans, Randal Anders

Washington St. - 59 **Record: 1-2**

NO.	Name		Min	FG M-A	3P M-A	FT M-A	Rebounds OR	DR	TOT	Fouls PF	FD	TP	AS	TO	ST	Blocks BS	BA	+/-
35	Mouhamed Gueye	F	18:46	0-6	0-1	4-4	0	2	2	2	3	4	0	2	0	1	1	-16
3	Jabe Mullins	G	31:28	2-7	1-4	2-2	1	2	3	1	2	7	2	3	0	0	0	-20
5	TJ Bamba	G	34:15	4-7	3-6	5-6	0	5	5	3	7	16	1	1	0	0	0	-2
24	Justin Powell	G	32:56	2-7	2-4	0-0	0	4	4	0	0	6	1	0	0	0	0	-9
31	Kymany Houinsou	G	23:25	2-3	0-0	6-6	0	1	1	2	3	10	0	2	0	0	0	-7
22	Dylan Darling		27:19	2-5	0-1	2-2	0	4	4	1	4	6	1	2	0	0	1	-10
15	Adrame Diongue		13:32	1-2	0-1	4-6	1	3	4	3	4	6	1	1	0	0	0	5
13	Carlos Rosario		18:19	1-6	1-4	1-3	2	3	5	1	1	4	0	2	0	0	0	4
Team							1	1	2			0		2				
Totals				14-43	7-21	24-29	5	25	30	13	24	59	6	15	0	1	2	-11

Shooting By Period		
1st	FG%	7-22 31.8%
	3PT%	3-11 27.3%
	FT%	10-10 100%
2nd	FG%	7-21 33.3%
	3PT%	4-10 40.0%
	FT%	14-19 73.7%
GM	FG%	14-43 32.6%
	3PT%	7-21 33.3%
	FT%	24-29 82.8%

Dead Ball Rebounds: 3, 0

Technical Fouls::NONE

Prairie View - 70 **Record: 3-0**

NO.	Name		Min	FG M-A	3P M-A	FT M-A	Rebounds OR	DR	TOT	Fouls PF	FD	TP	AS	TO	ST	Blocks BS	BA	+/-
0	Yahuza Rasas	F	29:22	4-8	0-0	0-0	1	6	7	5	1	8	1	2	1	1	0	19
4	Will Douglas	G	38:26	11-20	2-3	2-2	3	4	7	2	4	26	3	1	2	0	0	12
10	Jeremiah Gambrell	G	37:22	6-15	4-11	3-4	0	5	5	3	4	19	4	4	2	1	0	11
44	Tekorian Smith	G	23:57	2-3	2-2	0-0	1	2	3	4	3	6	1	0	0	0	1	10
55	Ricky Nelson	G	34:44	1-6	0-1	0-0	2	4	6	2	0	2	6	1	1	0	0	13
32	Patrick Neal		05:37	0-0	0-0	0-0	0	0	0	2	0	0	0	0	0	0	0	-2
33	Mckinley Harris		09:25	1-1	0-0	0-0	0	1	1	4	0	2	0	0	0	0	0	-14
5	Kortrijk Miles		06:04	0-1	0-0	0-0	0	1	1	0	0	0	0	0	0	0	0	5
11	Hegel Augustin		10:11	3-5	1-2	0-0	0	2	2	2	1	7	0	1	0	0	0	-4
23	Brian Myles		00:47	0-0	0-0	0-0	0	0	0	0	0	0	0	0	0	0	0	-1
2	Braden Bell		04:05	0-1	0-0	0-0	0	0	0	0	0	0	1	0	0	0	0	6
Team							0	1	1			0		0				
Totals				28-60	9-19	5-6	7	26	33	24	13	70	16	9	6	2	1	11

Shooting By Period		
1st	FG%	17-30 56.7%
	3PT%	5-10 50.0%
	FT%	2-2 100%
2nd	FG%	11-30 36.7%
	3PT%	4-9 44.4%
	FT%	3-4 75%
GM	FG%	28-60 46.7%
	3PT%	9-19 47.4%
	FT%	5-6 83.3%

Dead Ball Rebounds: 1, 0

Technical Fouls::NONE

	WSU	PVAMU
Biggest lead	0 (1st 20:00)	21 (2nd 9:05)
Best Scoring Run	8(2nd 5:15)	10(2nd 11:07)
Lead Changes	0	
Times Tied	0	
Time with Lead	00:00	39:41

Points from	WSU	PVAMU
Turnovers	2	14
Paint	10	28
Second Chance	4	8
Fast Breaks	5	11
Bench	16	9

Period by Period Scoring	1st	2nd	TOT
WSU	27	32	59
PVAMU	41	29	70

Official Basketball Box Score - Final
Washington St. at Boise St.
11/12/22 Idaho Central Arena, Boise
2022-23 Men's Basketball

Game Time: 5:00 PM
Game Duration: 1:53
Attendance: 4,157

Officials: Michael Irving, David Hall, Kevin Brill

Washington St. - 61 **Record: 1-1**

NO.	Name		Min	FG M-A	3P M-A	FT M-A	Rebounds OR	DR	TOT	Fouls PF	FD	TP	AS	TO	ST	Blocks BS	BA	+/-
11	DJ Rodman	F	33:38	2-9	0-5	0-0	5	9	14	4	1	4	1	2	1	0	1	-4
35	Mouhamed Gueye	F	33:44	4-11	0-1	4-5	2	2	4	4	5	12	1	2	1	1	1	-10
3	Jabe Mullins	G	32:38	2-9	1-5	0-1	0	3	3	1	0	5	0	1	0	0	0	-6
5	TJ Bamba	G	37:03	9-16	4-7	2-4	2	5	7	3	5	24	0	4	1	1	0	-8
24	Justin Powell	G	39:12	3-11	1-5	3-4	1	6	7	3	3	10	0	2	1	1	0	-9
31	Kymany Houinsou		08:41	1-2	0-0	0-0	1	0	1	3	0	2	0	2	0	0	1	-4
13	Carlos Rosario		12:28	1-4	0-2	2-2	0	3	3	2	1	4	1	0	0	1	0	-4
12	Mael Hamon-Crespin		02:24	0-1	0-1	0-0	0	0	0	0	0	0	0	0	0	0	0	-5
15	Adrame Diongue		00:12	0-0	0-0	0-0	0	0	0	0	0	0	0	0	0	0	0	0
Team							3	0	3			0		2				
Totals				22-63	6-26	11-16	14	28	42	20	15	61	3	15	4	4	3	-10

Shooting By Period		
1st	FG%	9-31 29.0%
	3PT%	3-15 20.0%
	FT%	1-3 33.3%
2nd	FG%	13-32 40.6%
	3PT%	3-11 27.3%
	FT%	10-13 76.9%
GM	FG%	22-63 34.9%
	3PT%	6-26 23.1%
	FT%	11-16 68.8%

Dead Ball Rebounds: 3, 2

Technical Fouls::NONE

Boise St. - 71 **Record: 1-1**

NO.	Name		Min	FG M-A	3P M-A	FT M-A	Rebounds OR	DR	TOT	Fouls PF	FD	TP	AS	TO	ST	Blocks BS	BA	+/-
2	Tyson Degenhart	F	37:36	5-10	1-2	3-5	2	5	7	1	5	14	2	1	1	0	0	6
25	Lukas Milner	C	21:10	5-10	0-0	0-2	3	0	3	5	2	10	1	1	0	0	2	-2
10	Marcus Shaver Jr.	G	37:06	6-13	0-3	3-5	0	10	10	0	4	15	5	2	4	0	1	12
11	Chibuzo Agbo	G	19:52	1-4	1-3	2-2	0	1	1	5	2	5	1	2	0	0	0	-2
12	Max Rice	G	38:25	5-11	1-3	4-5	1	7	8	1	3	15	1	2	2	0	0	6
23	Naje Smith		33:12	4-8	0-0	4-6	0	4	4	3	4	12	1	0	1	3	1	20
13	Pavle Kuzmanovic		11:00	0-2	0-1	0-0	0	1	1	0	0	0	1	0	0	0	0	10
1	Sadraque NgaNga		01:39	0-0	0-0	0-0	0	0	0	0	0	0	0	0	0	0	0	0
Team							0	0	0			0		0				
Totals				26-58	3-12	16-25	6	28	34	15	20	71	12	8	8	3	4	10

Shooting By Period		
1st	FG%	10-28 35.7%
	3PT%	1-6 16.7%
	FT%	8-13 61.5%
2nd	FG%	16-30 53.3%
	3PT%	2-6 33.3%
	FT%	8-12 66.7%
GM	FG%	26-58 44.8%
	3PT%	3-12 25.0%
	FT%	16-25 64.0%

Dead Ball Rebounds: 5, 1

Technical Fouls: Rice 1st 9:40

	WSU	BOI
Biggest lead	8 (1st 17:10)	11 (2nd 0:45)
Best Scoring Run	8(1st 17:10)	11(1st 11:17)
Lead Changes	1	
Times Tied	3	
Time with Lead	07:40	30:22

Points from	WSU	BOI
Turnovers	7	17
Paint	26	42
Second Chance	17	5
Fast Breaks	4	16
Bench	6	12

Period by Period Scoring	1st	2nd	TOT
WSU	22	39	61
BOI	29	42	71

Official Basketball Box Score - Final
Washington St. at Eastern Wash.
11/21/22 Spokane Veterans Memorial Arena, Spokane
2022-23 Men's Basketball

Game Time: 6:00 PM
Game Duration: 1:51
Attendance: 5,224

Officials: Mike Reed, Deron White, Casey McClellan

Washington St. - 82 **Record: 2-2**

NO.	Name		Min	FG M-A	3P M-A	FT M-A	Rebounds OR	DR	TOT	Fouls PF	FD	TP	AS	TO	ST	Blocks BS	BA	+/-
35	Mouhamed Gueye	F	24:42	7-11	1-1	2-3	4	4	8	3	4	17	3	0	0	2	0	25
3	Jabe Mullins	G	32:12	8-15	8-11	0-0	0	7	7	0	0	24	1	1	0	0	0	17
5	TJ Bamba	G	30:31	6-13	2-3	0-1	1	3	4	2	1	14	4	0	2	0	0	15
22	Dylan Darling	G	15:51	0-2	0-1	0-0	0	0	0	4	1	0	1	1	0	0	0	10
24	Justin Powell	G	37:40	5-10	4-8	0-0	2	5	7	0	1	14	7	0	1	0	1	26
11	DJ Rodman		21:34	1-5	0-4	0-1	0	2	2	3	2	2	1	0	0	1	0	22
31	Kymany Houinsou		20:50	2-5	0-1	0-1	1	2	3	2	2	4	3	3	0	0	1	20
15	Adrame Diongue		10:38	0-0	0-0	3-4	1	3	4	2	2	3	0	1	0	0	0	-4
13	Carlos Rosario		03:58	1-1	0-0	0-0	0	1	1	1	1	2	0	0	0	0	0	-1
12	Mael Hamon-Crespin		02:04	1-2	0-1	0-0	0	0	0	1	0	2	0	0	0	0	0	0
Team							0	2	2			0		0				
Totals				31-64	15-30	5-10	9	29	38	18	14	82	20	6	3	3	2	26

Shooting By Period		
1st	FG%	12-32 37.5%
	3PT%	7-17 41.2%
	FT%	5-9 55.6%
2nd	FG%	19-32 59.4%
	3PT%	8-13 61.5%
	FT%	0-1 0%
GM	FG%	31-64 48.4%
	3PT%	15-30 50.0%
	FT%	5-10 50.0%

Dead Ball Rebounds: 1, 1

Technical Fouls: Diongue 2nd 18:16

Eastern Wash. - 56 **Record: 1-4**

NO.	Name		Min	FG M-A	3P M-A	FT M-A	Rebounds OR	DR	TOT	Fouls PF	FD	TP	AS	TO	ST	Blocks BS	BA	+/-
2	Steele Venters	F	29:23	7-15	5-7	1-1	0	2	2	3	1	20	0	1	0	0	0	-15
10	Ethan Price	F	26:09	4-7	1-4	2-2	0	5	5	2	2	11	1	4	0	1	0	-11
13	Angelo Allegri	F	27:00	0-8	0-6	0-0	1	2	3	1	0	0	4	1	0	0	1	-24
1	Tyreese Davis	G	20:58	2-5	0-0	1-2	1	6	7	1	3	5	4	0	0	0	1	-12
5	Deon Stroud	G	18:47	1-8	0-4	0-0	4	0	4	3	2	2	0	1	0	0	0	-8
0	Cedric Coward		24:03	3-5	0-1	2-2	0	4	4	0	1	8	1	0	0	1	0	-16
31	Casey Jones		25:39	0-2	0-1	4-4	1	3	4	1	4	4	1	1	2	0	0	-21
32	Dane Erikstrup		12:07	2-7	0-1	0-1	4	1	5	2	3	4	0	0	0	0	1	-13
11	Ty Harper		11:26	0-4	0-3	0-0	0	3	3	1	1	0	0	1	0	0	0	-10
55	Ellis Magnuson		02:04	0-0	0-0	0-0	0	0	0	0	0	0	1	0	0	0	0	0
23	Jordan Veening		01:12	0-0	0-0	0-0	0	0	0	0	0	0	0	0	0	0	0	0
25	Imhotep George		01:12	0-0	0-0	2-2	0	0	0	0	1	2	0	0	0	0	0	0
Team							1	2	3			0		0				
Totals				19-61	6-27	12-14	12	28	40	14	18	56	12	9	2	2	3	-26

Shooting By Period		
1st	FG%	6-29 20.7%
	3PT%	2-15 13.3%
	FT%	7-8 87.5%
2nd	FG%	13-32 40.6%
	3PT%	4-12 33.3%
	FT%	5-6 83.3%
GM	FG%	19-61 31.1%
	3PT%	6-27 22.2%
	FT%	12-14 85.7%

Dead Ball Rebounds: 2, 0

Technical Fouls::NONE

	WSU	EWU
Biggest lead	28 (2nd 1:54)	0 (1st 20:00)
Best Scoring Run	12(1st 10:45)	6(2nd 18:54)
Lead Changes	0	
Times Tied	1	
Time with Lead	39:19	00:00

Points from	WSU	EWU
Turnovers	15	4
Paint	30	26
Second Chance	9	8
Fast Breaks	2	7
Bench	13	18

Period by Period Scoring	1st	2nd	TOT
WSU	36	46	82
EWU	21	35	56

PREVIOUS **BOX SCORES**

Official Basketball Box Score - Final
Detroit Mercy at Washington St.
11/25/22 Beasley Coliseum, Pullman, Wash.
2022-23 Men's Basketball

Game Time: 1:00 PM
Game Duration: 1:51
Attendance: 3,275

Officials: Frank Harvey III, Jeff Ketchu, Tom Nally

Detroit Mercy - 54 — **Record: 3-4**

NO.	Name		Min	FG M-A	3P M-A	FT M-A	Rebounds OR	DR	TOT	Fouls PF	FD	TP	AS	TO	ST	Blocks BS	BA	+/-
12	Jordan Phillips	F	38:31	4-11	1-2	0-0	1	2	3	3	0	9	2	2	2	0	0	-41
23	Damezi Anderson	F	16:46	1-4	1-3	0-0	0	0	0	2	0	3	0	2	0	0	0	-13
0	Antoine Davis	G	37:16	6-19	1-3	2-3	4	3	7	3	6	15	2	2	0	0	0	-35
14	Jayden Stone	G	38:16	5-8	2-3	8-9	0	5	5	1	6	20	1	2	2	0	0	-35
21	A.J. Oliver	G	07:39	0-1	0-1	0-0	1	0	1	0	0	0	0	0	0	0	0	-21
33	Buay Koka		11:48	1-1	0-0	2-2	0	2	2	3	1	4	0	4	0	0	0	-17
1	TJ Moss		23:41	0-1	0-0	1-4	0	1	1	2	4	1	1	3	1	0	0	-29
15	Arashma Parks		11:26	1-1	0-0	0-2	1	1	2	1	1	2	0	0	0	0	0	-12
2	Kyle LeGreair		11:16	0-0	0-0	0-0	1	1	2	0	1	0	0	0	0	0	0	-11
4	Marcus Tankersley		03:21	0-1	0-0	0-0	0	0	0	0	0	0	1	0	0	0	1	4
Team							1	1	2			0		0				
Totals				18-47	5-12	13-20	9	16	25	16	19	54	7	15	5	0	1	-42

Technical Fouls: Bench 1st 10:15

Shooting By Period		
1st	FG%	9-23 39.1%
	3PT%	2-6 33.3%
	FT%	3-6 50%
2nd	FG%	9-24 37.5%
	3PT%	3-6 50.0%
	FT%	10-14 71.4%
GM	FG%	18-47 38.3%
	3PT%	5-12 41.7%
	FT%	13-20 65.0%

Dead Ball Rebounds: 4, 0

Washington St. - 96 — **Record: 3-2**

NO.	Name		Min	FG M-A	3P M-A	FT M-A	Rebounds OR	DR	TOT	Fouls PF	FD	TP	AS	TO	ST	Blocks BS	BA	+/-
11	DJ Rodman	F	27:05	4-7	1-3	0-0	1	3	4	2	1	9	1	0	3	0	0	29
35	Mouhamed Gueye	F	25:35	5-9	0-1	0-2	2	6	8	3	2	10	1	2	1	0	0	42
3	Jabe Mullins	G	31:50	7-10	6-8	2-2	0	1	1	4	1	22	3	2	1	0	0	45
5	TJ Bamba	G	23:08	5-8	4-5	4-4	0	1	1	3	3	18	2	1	0	0	0	31
24	Justin Powell	G	32:33	6-8	4-6	1-1	2	4	6	1	2	17	7	1	1	0	0	47
15	Adrame Diongue		05:28	0-1	0-0	0-0	1	0	1	0	1	0	0	1	0	0	0	3
22	Dylan Darling		17:10	0-1	0-0	2-2	0	2	2	4	4	2	4	1	1	0	0	3
31	Kymany Houinsou		21:39	4-6	1-2	0-1	2	4	6	1	1	9	2	1	0	0	0	12
12	Mael Hamon-Crespin		09:11	3-5	3-4	0-0	0	1	1	1	0	9	0	1	0	0	0	6
0	Ben Olesen		03:21	0-1	0-0	0-0	0	0	0	0	0	0	0	0	0	0	0	-4
20	AJ Rohosy		03:00	0-0	0-0	0-0	0	0	0	0	0	0	0	1	0	1	0	-4
Team							0	1	1			0		0				
Totals				34-56	19-29	9-12	8	23	31	19	15	96	20	11	7	1	0	42

Technical Fouls:NONE

Shooting By Period		
1st	FG%	19-29 65.5%
	3PT%	12-18 66.7%
	FT%	6-6 100%
2nd	FG%	15-27 55.6%
	3PT%	7-11 63.6%
	FT%	3-6 50%
GM	FG%	34-56 60.7%
	3PT%	19-29 65.5%
	FT%	9-12 75.0%

Dead Ball Rebounds: 1, 0

	UDM	WSU
Biggest lead	0 (1st 20:00)	49 (2nd 2:14)
Best Scoring Run	7(2nd 0:44)	9(1st 16:13)
Lead Changes	0	
Times Tied	0	
Time with Lead	00:00	39:30

Points from	UDM	WSU
Turnovers	11	18
Paint	14	28
Second Chance	11	10
Fast Breaks	8	11
Bench	7	20

Period by Period Scoring	1st	2nd	TOT
UDM	23	31	54
WSU	56	40	96

Official Basketball Box Score - Final
Utah at Washington St.
12/04/22 Beasley Coliseum, Pullman, Wash.
2022-23 Men's Basketball

Game Time: 1:00 PM
Game Duration: 2:16
Attendance: 2,009

Officials: David Hall, Frank Harvey III, Kevin Brill

Utah - 67 — **Record: 7-2 (2-0)**

NO.	Name		Min	FG M-A	3P M-A	FT M-A	Rebounds OR	DR	TOT	Fouls PF	FD	TP	AS	TO	ST	Blocks BS	BA	+/-
1	Ben Carlson	F	27:08	0-5	0-1	0-0	2	8	10	2	0	0	0	1	1	0	0	-7
35	Branden Carlson	C	18:38	3-7	1-3	0-0	1	4	5	5	1	7	0	6	0	2	1	-8
10	Marco Anthony	G	38:47	5-9	0-0	3-5	1	5	6	3	5	13	2	2	0	0	1	1
25	Rollie Worster	G	37:45	6-11	2-3	5-7	0	7	7	3	4	19	4	4	2	0	1	2
55	Gabe Madsen	G	30:26	4-8	3-4	0-1	0	2	2	3	0	11	0	4	0	1	0	-2
2	Mike Saunders Jr.		07:33	1-3	0-1	0-0	1	1	2	1	0	2	1	0	1	0	0	4
13	Keba Keita		24:20	1-2	0-0	1-4	4	3	7	4	3	3	0	2	2	3	0	12
20	Lazar Stefanovic		29:44	3-7	1-2	3-4	0	4	4	2	3	10	4	0	0	0	0	13
11	Wilguens Jr. Exacte		10:39	0-3	0-0	2-2	0	0	0	0	3	2	0	0	0	0	0	-5
Team							1	0	1			0		0				
Totals				23-55	7-14	14-23	10	34	44	23	19	67	11	19	6	3	2	

Technical Fouls:NONE

Shooting By Period		
1st	FG%	14-27 51.9%
	3PT%	4-8 50.0%
	FT%	1-4 25%
2nd	FG%	7-23 30.4%
	3PT%	2-5 40.0%
	FT%	10-16 62.5%
:OT	FG%	2-5 40.0%
	3PT%	1-1 100.0%
	FT%	3-3 100%
GM	FG%	23-55 41.8%
	3PT%	7-14 50.0%
	FT%	14-23 60.9%

Dead Ball Rebounds: 3, 1

Washington St. - 65 — **Record: 3-4 (0-2)**

NO.	Name		Min	FG M-A	3P M-A	FT M-A	Rebounds OR	DR	TOT	Fouls PF	FD	TP	AS	TO	ST	Blocks BS	BA	+/-
11	DJ Rodman	F	38:14	0-7	0-4	5-6	3	5	8	2	6	5	0	0	3	1	1	3
35	Mouhamed Gueye	F	30:13	8-14	0-1	4-5	4	7	11	5	7	20	1	6	2	0	1	4
5	TJ Bamba	G	36:15	6-18	1-6	1-5	3	5	8	5	3	14	1	1	0	0	2	2
22	Dylan Darling	G	26:45	1-4	0-2	3-5	1	1	2	2	2	5	2	1	3	0	1	-1
24	Justin Powell	G	39:42	4-16	2-12	1-2	0	2	2	0	2	11	0	1	2	0	1	-5
31	Kymany Houinsou		31:46	2-5	0-1	1-1	5	1	6	2	1	5	2	0	1	1	0	-5
12	Mael Hamon-Crespin		18:18	1-4	1-4	2-2	0	3	3	3	2	5	0	1	2	1	0	-5
13	Carlos Rosario		03:47	0-0	0-0	0-0	0	0	0	0	0	0	0	0	0	0	0	-3
Team							0	3	3			0		2				
Totals				22-68	4-30	17-26	16	27	43	19	23	65	6	12	13	3	6	-2

Technical Fouls: Gueye 2nd 10:32 Darling 1stOT 4:05

Shooting By Period		
1st	FG%	10-28 35.7%
	3PT%	1-10 10.0%
	FT%	4-4 100%
2nd	FG%	11-32 34.4%
	3PT%	2-17 11.8%
	FT%	10-19 52.6%
:OT	FG%	1-8 12.5%
	3PT%	1-3 33.3%
	FT%	3-3 100%
GM	FG%	22-68 32.4%
	3PT%	4-30 13.3%
	FT%	17-26 65.4%

Dead Ball Rebounds: 4, 1

	UTAH	WSU
Biggest lead	9 (1st 8:13)	6 (1st 16:49)
Best Scoring Run	9(1stOT 3:14)	9(2nd 14:55)
Lead Changes	9	
Times Tied	7	
Time with Lead	24:10	17:56

Points from	UTAH	WSU
Turnovers	15	24
Paint	24	30
Second Chance	6	17
Fast Breaks	4	4
Bench	17	10

Period by Period Scoring	1st	2nd	OT1	TOT
UTAH	33	26	8	67
WSU	25	34	6	65

Official Basketball Box Score - Final
Washington St. at Oregon
12/01/22 Matthew Knight Arena, Eugene
2022-23 Men's Basketball

Game Time: 7:30 PM
Game Duration: 1:46
Attendance: 5,379

Officials: Michael Greenstein, Randy McCall, Paul Szelc

Washington St. - 60 — **Record: 3-3 (0-1)**

NO.	Name		Min	FG M-A	3P M-A	FT M-A	Rebounds OR	DR	TOT	Fouls PF	FD	TP	AS	TO	ST	Blocks BS	BA	+/-
11	DJ Rodman	F	36:43	2-7	1-5	0-0	0	4	4	1	3	5	0	1	2	0	0	-12
35	Mouhamed Gueye	F	34:28	8-12	1-2	2-2	4	1	5	4	2	19	0	6	2	1	0	-8
5	TJ Bamba	G	34:14	5-13	0-1	4-5	1	3	4	3	8	14	1	1	1	0	1	-12
22	Dylan Darling	G	22:49	1-4	1-2	0-0	0	1	1	1	0	3	0	2	0	0	0	0
24	Justin Powell	G	38:01	4-10	0-4	1-1	0	4	4	1	1	9	4	2	1	0	0	-14
31	Kymany Houinsou		14:52	3-5	0-0	0-0	1	1	2	0	0	6	0	1	0	1	0	-7
15	Adrame Diongue		05:43	1-1	0-0	0-0	1	1	2	2	0	2	0	1	0	0	0	-11
12	Mael Hamon-Crespin		02:54	0-0	0-0	0-0	0	0	0	1	0	0	0	0	0	0	0	-3
13	Carlos Rosario		09:53	1-1	0-0	0-0	0	1	1	0	0	2	0	3	0	1	0	-4
21	Jack Wilson		00:23	0-0	0-0	0-0	0	0	0	0	0	0	0	0	0	0	0	1
Team							1	2	3			0		0				
Totals				25-53	3-14	7-8	8	18	26	13	14	60	5	17	6	3	1	-14

Technical Fouls: Rosario 2nd 12:37

Shooting By Period		
1st	FG%	13-27 48.1%
	3PT%	2-8 25.0%
	FT%	4-4 100%
2nd	FG%	12-26 46.2%
	3PT%	1-6 16.7%
	FT%	3-4 75%
GM	FG%	25-53 47.2%
	3PT%	3-14 21.4%
	FT%	7-8 87.5%

Dead Ball Rebounds: 1, 1

Oregon - 74 — **Record: 4-4 (1-0)**

NO.	Name		Min	FG M-A	3P M-A	FT M-A	Rebounds OR	DR	TOT	Fouls PF	FD	TP	AS	TO	ST	Blocks BS	BA	+/-
13	Quincy Guerrier	F	32:25	5-10	1-5	1-2	0	1	1	0	2	12	0	1	0	0	0	13
1	N'Faly Dante	C	23:35	11-16	0-0	0-0	3	4	7	2	1	22	0	4	0	0	1	9
10	Kel'el Ware	C	26:11	4-9	0-2	0-0	3	1	4	2	0	8	1	1	1	0	0	2
0	Will Richardson	G	39:37	6-12	1-5	4-4	0	2	2	3	4	17	8	2	3	0	1	16
11	Rivaldo Soares	G	33:55	4-9	0-3	0-0	1	4	5	4	3	8	7	1	2	0	1	9
15	Lok Wur		15:21	1-2	1-1	2-2	0	3	3	1	3	5	0	0	1	1	0	8
4	Brennan Rigsby		22:47	1-4	0-2	0-0	3	3	6	1	0	2	0	2	2	0	0	16
2	Tyrone Williams		05:00	0-0	0-0	0-0	0	0	0	1	0	0	0	0	0	0	0	1
12	James Cooper		00:23	0-0	0-0	0-0	0	0	0	0	0	0	0	0	0	0	0	-1
23	Gabe Reichle		00:23	0-0	0-0	0-0	0	0	0	0	0	0	0	0	0	0	0	-2
24	Brady Parris		00:23	0-0	0-0	0-0	0	0	0	0	0	0	0	0	0	0	0	-1
Team							1	1	2			0		0				
Totals				32-62	3-18	7-8	11	19	30	14	13	74	16	11	9	1	3	14

Technical Fouls:NONE

Shooting By Period		
1st	FG%	14-26 53.8%
	3PT%	1-5 20.0%
	FT%	3-4 75%
2nd	FG%	18-36 50.0%
	3PT%	2-13 15.4%
	FT%	4-4 100%
GM	FG%	32-62 51.6%
	3PT%	3-18 16.7%
	FT%	7-8 87.5%

Dead Ball Rebounds: 1, 1

	WSU	ORE
Biggest lead	4 (1st 12:42)	17 (2nd 0:45)
Best Scoring Run	5(1st 15:54)	8(2nd 11:08)
Lead Changes	13	
Times Tied	11	
Time with Lead	09:23	23:39

Points from	WSU	ORE
Turnovers	14	17
Paint	42	52
Second Chance	13	12
Fast Breaks	9	7
Bench	10	7

Period by Period Scoring	1st	2nd	TOT
WSU	32	28	60
ORE	32	42	74

Official Basketball Box Score - Final
Northern Ky. at Washington St.
12/07/22 Beasley Coliseum, Pullman, Wash.
2022-23 Men's Basketball

Game Time: 6:00 PM
Game Duration: 1:44
Attendance: 2,268

Officials: Tony Padilla, Mike Reed, Daryl Gelinas

Northern Ky. - 47 — **Record: 5-5**

NO.	Name		Min	FG M-A	3P M-A	FT M-A	Rebounds OR	DR	TOT	Fouls PF	FD	TP	AS	TO	ST	Blocks BS	BA	+/-
5	LJ Wells	F	11:29	0-1	0-0	0-0	0	1	1	1	1	0	0	2	0	0	0	-11
21	Chris Brandon	F	20:00	1-1	0-0	0-0	0	1	1	3	0	2	0	0	0	0	0	-19
2	Sam Vinson	G	24:19	2-8	0-2	0-0	0	0	0	4	2	4	1	4	2	0	1	-30
3	Marques Warrick	G	29:29	3-9	1-2	3-6	0	3	3	2	3	10	1	3	0	0	0	-10
11	Xavier Rhodes	G	26:40	2-7	0-0	2-2	0	1	1	2	2	6	2	2	1	0	1	-20
22	Trevon Faulkner		27:07	5-8	1-3	0-0	0	3	3	0	0	11	0	0	0	0	0	-8
10	Imanuel Zorgvol		20:00	3-4	0-0	0-0	0	0	0	1	0	6	1	1	2	3	0	-2
34	Hubertas Pivorius		15:26	0-1	0-1	0-0	0	0	0	1	0	0	1	0	0	0	0	-3
1	Trey Robinson		20:33	2-3	1-1	2-4	0	2	2	1	3	7	1	0	3	0	1	-1
0	Isaiah Mason		01:56	0-0	0-0	0-0	0	0	0	0	0	0	0	0	0	0	0	0
4	A'lahn Sumler		01:56	0-0	0-0	1-1	0	0	0	0	0	1	0	0	0	0	0	0
24	Jake Evans		01:05	0-0	0-0	0-0	0	0	0	0	0	0	0	0	0	0	0	-1
Team							1	0	1			0		1				
Totals				18-42	3-9	8-13	1	11	12	15	11	47	7	13	8	3	3	-21

Technical Fouls:NONE

Shooting By Period		
1st	FG%	8-20 40.0%
	3PT%	0-3 0.0%
	FT%	7-9 77.8%
2nd	FG%	10-22 45.5%
	3PT%	3-6 50.0%
	FT%	1-4 25%
GM	FG%	18-42 42.9%
	3PT%	3-9 33.3%
	FT%	8-13 61.5%

Dead Ball Rebounds: 2, 0

Washington St. - 68 — **Record: 4-4**

NO.	Name		Min	FG M-A	3P M-A	FT M-A	Rebounds OR	DR	TOT	Fouls PF	FD	TP	AS	TO	ST	Blocks BS	BA	+/-
11	DJ Rodman	F	24:02	3-5	1-3	0-0	5	1	6	1	1	7	1	2	0	1	1	23
35	Mouhamed Gueye	F	34:35	5-10	0-1	4-4	4	6	10	0	4	14	1	4	1	1	1	13
5	TJ Bamba	G	31:15	8-12	2-5	4-5	0	3	3	2	6	22	1	2	1	1	0	23
22	Dylan Darling	G	19:12	0-2	0-2	0-0	0	4	4	0	0	0	1	2	2	0	0	18
24	Justin Powell	G	33:44	4-8	3-4	0-0	1	2	3	2	1	11	4	0	0	0	0	11
31	Kymany Houinsou		27:09	3-7	0-3	0-0	2	4	6	0	1	6	4	3	0	0	0	9
12	Mael Hamon-Crespin		14:45	2-3	2-3	0-0	0	1	1	3	1	6	2	1	0	0	0	6
13	Carlos Rosario		12:59	1-3	0-2	0-1	1	2	3	3	1	2	0	1	1	0	1	1
21	Jack Wilson		02:19	0-0	0-0	0-0	0	1	1	0	0	0	0	0	0	0	0	1
Team							2	2	4			0		1				
Totals				26-50	8-23	8-10	15	26	41	11	15	68	14	16	5	3	3	21

Technical Fouls: Darling 1st 10:07 Houinsou 2nd 0:33

Shooting By Period		
1st	FG%	15-24 62.5%
	3PT%	5-9 55.6%
	FT%	4-4 100%
2nd	FG%	11-26 42.3%
	3PT%	3-14 21.4%
	FT%	4-6 66.7%
GM	FG%	26-50 52.0%
	3PT%	8-23 34.8%
	FT%	8-10 80.0%

Dead Ball Rebounds: 0, 0

	NKU	WSU
Biggest lead	1 (1st 13:48)	28 (2nd 8:29)
Best Scoring Run	5(2nd 6:20)	14(2nd 8:29)
Lead Changes	2	
Times Tied	1	
Time with Lead	00:25	36:08

Points from	NKU	WSU
Turnovers	11	15
Paint	28	32
Second Chance	2	15
Fast Breaks	2	8
Bench	25	14

Period by Period Scoring	1st	2nd	TOT
NKU	23	24	47
WSU	39	29	68

PREVIOUS **BOX SCORES**

Official Basketball Box Score - Final
Washington St. at UNLV
12/10/22 MGM Grand Garden Arena, Las Vegas
2022-23 Men's Basketball

Game Time: 1:30 PM
Game Duration: 2:04

Officials: Randy McCall, Verne Harris, Tom Nally

Washington St. - 70 — **Record: 4-5**

NO.	Name		Min	FG M-A	3P M-A	FT M-A	Rebounds OR	DR	TOT	Fouls PF	FD	TP	AS	TO	ST	Blocks BS	BA	+/-
11	DJ Rodman	F	34:55	6-10	2-5	0-0	1	4	5	0	1	14	2	0	1	0	0	9
35	Mouhamed Gueye	F	34:43	3-10	0-2	1-2	3	5	8	3	5	7	4	2	0	2	2	7
5	TJ Bamba	G	31:41	7-11	4-6	2-4	1	3	4	5	4	20	2	4	0	0	1	-14
24	Justin Powell	G	38:50	5-9	5-7	0-0	0	4	4	2	1	15	3	3	0	0	0	2
31	Kymany Houinsou	G	35:57	2-4	1-1	2-2	1	3	4	2	1	7	5	4	0	1	1	-4
22	Dylan Darling		07:42	1-1	0-0	0-0	0	3	3	2	0	2	0	2	0	0	0	-12
12	Mael Hamon-Crespin		03:06	0-1	0-1	0-0	0	0	0	0	0	0	0	1	0	0	0	-13
13	Carlos Rosario		13:06	2-2	1-1	0-0	0	2	2	2	0	5	0	2	0	0	0	5
Team							2	1	3			0		4				
Totals				26-48	13-23	5-8	8	25	33	16	12	70	16	22	1	3	4	-4

Technical Fouls: NONE

Shooting By Period		
1st	FG%	11-18 61.1%
	3PT%	6-10 60.0%
	FT%	2-4 50%
2nd	FG%	15-30 50.0%
	3PT%	7-13 53.8%
	FT%	3-4 75%
GM	FG%	26-48 54.2%
	3PT%	13-23 56.5%
	FT%	5-8 62.5%

Dead Ball Rebounds: 2, 0

UNLV - 74 — **Record: 10-0**

NO.	Name		Min	FG M-A	3P M-A	FT M-A	Rebounds OR	DR	TOT	Fouls PF	FD	TP	AS	TO	ST	Blocks BS	BA	+/-
12	David Muoka	C	21:56	1-2	0-0	0-0	1	1	2	4	0	2	1	1	0	1	0	-13
1	Elijah Parquet	G	05:24	1-2	0-1	0-0	0	1	1	0	0	2	0	0	0	0	0	0
10	Keshon Gilbert	G	32:19	10-15	2-5	3-4	1	4	5	0	7	25	3	3	3	0	1	0
15	Luis Rodriguez	G	36:22	2-7	0-3	2-2	0	2	2	2	1	6	4	2	3	1	1	2
55	Elijah Harkless	G	34:27	7-18	2-8	4-4	1	3	4	0	3	20	2	1	1	0	1	-9
2	Justin Webster		31:25	3-3	2-2	0-0	0	2	2	1	1	8	1	0	1	0	0	8
0	Victor Iwuakor		17:57	0-1	0-0	1-4	0	1	1	4	3	1	0	0	1	2	0	16
5	Jordan McCabe		07:41	1-3	0-2	0-0	0	0	0	0	0	2	1	0	1	0	0	4
24	Jackie Johnson III		12:29	3-4	1-2	1-2	1	1	2	1	1	8	1	0	2	0	0	12
Team							1	0	1			0		0				
Totals				28-55	7-23	11-16	5	15	20	12	16	74	13	7	12	4	3	4

Technical Fouls: NONE

Shooting By Period		
1st	FG%	14-29 48.3%
	3PT%	5-14 35.7%
	FT%	0-0 0%
2nd	FG%	14-26 53.8%
	3PT%	2-9 22.2%
	FT%	11-16 68.8%
GM	FG%	28-55 50.9%
	3PT%	7-23 30.4%
	FT%	11-16 68.8%

Dead Ball Rebounds: 2, 0

	WSU	UNV
Biggest lead	9 (1st 16:12)	12 (2nd 7:08)
Best Scoring Run	9(1st 16:12)	18(1st 11:06)
Lead Changes	3	
Times Tied	2	
Time with Lead	07:45	30:58

Points from	WSU	UNV
Turnovers	6	31
Paint	20	24
Second Chance	6	2
Fast Breaks	10	21
Bench	7	19

Period by Period Scoring	1st	2nd	TOT
WSU	30	40	70
UNV	33	41	74

Official Basketball Box Score - Final
George Washington at Washington St.
12/22/22 SimpliFi Arena at Stan Sheriff Center, Honolulu
2022-23 Men's Basketball

Game Time: 4:00 PM
Game Duration: 2:06

Officials: Tony Padilla, Don Daily, Ryan Wells

George Washington - 64 — **Record: 6-5**

NO.	Name		Min	FG M-A	3P M-A	FT M-A	Rebounds OR	DR	TOT	Fouls PF	FD	TP	AS	TO	ST	Blocks BS	BA	+/-
4	Ricky Lindo Jr.	F	24:53	5-8	0-1	0-0	1	1	2	5	0	10	1	2	0	0	0	0
21	Noel Brown	C	09:14	3-4	0-0	0-1	0	1	1	1	3	6	0	0	0	0	0	-7
1	E.J. Clark	G	22:13	0-2	0-1	1-2	0	2	2	1	1	1	0	0	2	0	0	-8
10	Brendan Adams	G	32:59	6-10	1-5	4-5	0	3	3	3	3	17	2	2	0	1	0	-3
11	James Bishop	G	37:23	5-14	0-7	0-2	0	2	2	1	3	10	5	1	2	0	0	1
2	Maximus Edwards		25:36	3-6	2-3	2-2	1	7	8	2	4	10	0	2	0	0	0	1
13	Hunter Dean		28:09	5-9	0-0	0-0	2	3	5	4	1	10	2	0	0	0	0	3
20	Qwanzi Samuels		04:26	0-2	0-1	0-0	0	0	0	0	0	0	0	0	1	0	0	-1
3	Amir Harris		15:07	0-0	0-0	0-0	0	2	2	0	0	0	1	0	0	0	0	4
Team							0	1	1			0		1				
Totals				27-55	3-18	7-12	4	22	26	17	15	64	11	9	4	1	0	-2

Technical Fouls: NONE

Shooting By Period		
1st	FG%	12-29 41.4%
	3PT%	2-9 22.2%
	FT%	1-4 25%
2nd	FG%	15-26 57.7%
	3PT%	1-9 11.1%
	FT%	6-8 75%
GM	FG%	27-55 49.1%
	3PT%	3-18 16.7%
	FT%	7-12 58.3%

Dead Ball Rebounds: 3, 1

Washington St. - 66 — **Record: 5-6**

NO.	Name		Min	FG M-A	3P M-A	FT M-A	Rebounds OR	DR	TOT	Fouls PF	FD	TP	AS	TO	ST	Blocks BS	BA	+/-
11	DJ Rodman	F	32:57	1-8	1-6	0-0	4	4	8	2	2	3	4	0	2	0	0	-3
35	Mouhamed Gueye	F	33:10	9-14	0-1	3-7	7	3	10	3	6	21	1	4	0	0	0	0
5	TJ Bamba	G	35:20	5-11	2-5	5-7	1	6	7	2	5	17	2	2	1	0	0	2
24	Justin Powell	G	31:54	3-9	1-5	0-0	0	3	3	1	1	7	0	3	1	0	0	0
31	Kymany Houinsou	G	21:36	1-2	1-1	2-2	0	4	4	3	1	5	2	2	0	0	0	6
23	Andrej Jakimovski		12:59	1-4	0-3	0-0	0	2	2	3	0	2	0	1	0	0	0	2
3	Jabe Mullins		23:47	3-6	2-4	0-0	0	2	2	0	0	8	4	1	1	0	1	3
22	Dylan Darling		03:34	0-1	0-1	0-0	0	2	2	0	0	0	0	0	0	0	0	0
13	Carlos Rosario		04:43	1-2	0-0	1-2	0	0	0	1	2	3	0	0	0	0	0	0
Team							1	0	1			0		1				
Totals				24-57	7-26	11-18	13	26	39	15	17	66	13	14	5	0	1	2

Technical Fouls: Gueye 1st 13:50

Shooting By Period		
1st	FG%	12-35 34.3%
	3PT%	3-17 17.6%
	FT%	2-7 28.6%
2nd	FG%	12-22 54.5%
	3PT%	4-9 44.4%
	FT%	9-11 81.8%
GM	FG%	24-57 42.1%
	3PT%	7-26 26.9%
	FT%	11-18 61.1%

Dead Ball Rebounds: 4, 0

	GW	WSU
Biggest lead	2 (1 st 19:43)	8 (1 st 10:40)
Best Scoring Run	6 (2 nd 8:41)	7 (1 st 10:40)
Lead Changes	9	
Times Tied	10	
Time with Lead	04:03	31:51

Points from	GW	WSU
Turnovers	11	10
Paint	44	30
Second Chance	8	13
Fast Breaks	4	8
Bench	20	13

Period by Period Scoring	1st	2nd	TOT
GW	27	37	64
WSU	29	37	66

Official Basketball Box Score - Final
Washington St. at Baylor
12/18/22 American Airlines Center, Dallas, Texas
2022-23 Men's Basketball

Game Time: 9:00 PM
Game Duration: 1:55
Attendance: 4,200

Officials: Ray Natil, Keith Kimble, Bert Smith

Washington St. - 59 — **Record: 4-6**

NO.	Name		Min	FG M-A	3P M-A	FT M-A	Rebounds OR	DR	TOT	Fouls PF	FD	TP	AS	TO	ST	Blocks BS	BA	+/-
11	DJ Rodman	F	39:28	2-4	2-3	0-0	2	5	7	4	3	6	2	1	2	1	0	-5
35	Mouhamed Gueye	F	33:50	2-6	0-2	1-5	5	4	9	3	8	5	3	3	1	0	0	-2
5	TJ Bamba	G	26:25	5-15	1-6	3-3	1	2	3	4	2	14	1	4	1	0	3	-4
24	Justin Powell	G	36:11	4-9	4-8	0-0	1	1	2	2	1	12	3	0	2	0	0	3
31	Kymany Houinsou	G	25:17	3-5	0-1	0-0	1	4	5	1	0	6	4	3	1	0	0	-3
15	Adrame Diongue		06:42	0-1	0-0	0-0	1	0	1	1	1	0	1	1	0	0	0	-5
3	Jabe Mullins		29:00	5-11	3-8	3-3	0	1	1	2	1	16	0	2	0	0	0	-13
13	Carlos Rosario		03:07	0-1	0-1	0-1	0	0	0	1	1	0	0	0	0	0	0	-1
Team							2	2	4			0		2				
Totals				21-52	10-29	7-12	13	19	32	18	17	59	14	16	7	1	3	-6

Technical Fouls: NONE

Shooting By Period		
1st	FG%	9-27 33.3%
	3PT%	6-19 31.6%
	FT%	1-2 50%
2nd	FG%	12-25 48.0%
	3PT%	4-10 40.0%
	FT%	6-10 60%
GM	FG%	21-52 40.4%
	3PT%	10-29 34.5%
	FT%	7-12 58.3%

Dead Ball Rebounds: 3, 0

Baylor - 65 — **Record: 8-2**

NO.	Name		Min	FG M-A	3P M-A	FT M-A	Rebounds OR	DR	TOT	Fouls PF	FD	TP	AS	TO	ST	Blocks BS	BA	+/-
0	Flo Thamba	F	24:29	3-5	0-0	2-2	1	5	6	4	3	8	0	3	0	0	1	8
11	Jalen Bridges	F	21:38	1-6	0-3	2-2	2	5	7	2	2	4	1	0	0	0	0	1
1	Keyonte George	G	32:07	6-14	3-11	4-5	1	3	4	1	3	19	3	2	1	1	0	6
4	LJ Cryer	G	29:47	2-7	2-5	0-0	0	1	1	2	2	6	2	1	0	0	0	4
10	Adam Flagler	G	31:43	5-7	1-2	1-2	0	1	1	1	3	12	2	2	4	1	0	-3
3	Dale Bonner		18:26	1-4	0-2	0-0	0	1	1	0	0	2	4	2	1	0	0	6
13	Langston Love		11:04	0-1	0-1	3-4	0	1	1	2	2	3	1	1	0	0	0	6
15	Josh Ojianwuna		13:15	3-3	0-0	1-1	3	0	3	3	2	7	1	0	1	0	0	1
33	Caleb Lohner		17:31	2-3	0-0	0-0	2	1	3	2	1	4	0	1	2	1	0	1
Team							0	2	2			0		1				
Totals				23-50	6-24	13-16	9	20	29	17	18	65	14	13	9	3	1	6

Technical Fouls: Thamba 2nd 6:20

Shooting By Period		
1st	FG%	10-22 45.5%
	3PT%	4-14 28.6%
	FT%	7-9 77.8%
2nd	FG%	13-28 46.4%
	3PT%	2-10 20.0%
	FT%	6-7 85.7%
GM	FG%	23-50 46.0%
	3PT%	6-24 25.0%
	FT%	13-16 81.3%

Dead Ball Rebounds: 2, 0

	WSU	Baylor
Biggest lead	6 (1 st 13:32)	8 (2 nd 1:41)
Best Scoring Run	6(2 nd 12:36)	7(1 st 10:39)
Lead Changes	7	
Times Tied	5	
Time with Lead	13:04	23:24

Points from	WSU	Baylor
Turnovers	12	15
Paint	18	26
Second Chance	6	6
Fast Breaks	5	9
Bench	16	16

Period by Period Scoring	1st	2nd	TOT
WSU	25	34	59
Baylor	31	34	65

Official Basketball Box Score - Final
Washington St. at Hawaii
12/23/22 SimpliFi Arena at Stan Sheriff Center, Honolulu
2022-23 Men's Basketball

Game Time: 7:00 PM
Game Duration: 2:02
Attendance: 4,683

Officials: Tony Padilla, Keith Kimble, Bart Lenox

Washington St. - 51 — **Record: 5-7**

NO.	Name		Min	FG M-A	3P M-A	FT M-A	Rebounds OR	DR	TOT	Fouls PF	FD	TP	AS	TO	ST	Blocks BS	BA	+/-
11	DJ Rodman	F	22:07	1-4	1-2	2-3	1	1	2	1	2	5	0	2	0	0	0	-13
35	Mouhamed Gueye	F	23:11	3-9	0-0	1-1	4	3	7	4	1	7	1	2	1	0	0	-4
5	TJ Bamba	G	37:40	6-18	1-3	6-6	1	3	4	3	4	19	0	0	0	0	1	-12
24	Justin Powell	G	24:25	0-7	0-4	0-0	0	1	1	0	0	0	0	2	1	0	0	-13
31	Kymany Houinsou	G	23:36	2-5	0-0	2-3	1	3	4	2	3	6	0	2	0	0	0	-7
3	Jabe Mullins		20:30	3-8	1-4	0-0	0	2	2	1	1	7	0	2	0	1	0	2
22	Dylan Darling		24:46	1-4	0-0	0-1	0	2	2	4	1	2	0	1	0	0	0	-4
15	Adrame Diongue		14:00	2-4	0-0	1-1	4	4	8	3	1	5	0	1	1	0	0	-1
13	Carlos Rosario		09:45	0-0	0-0	0-0	1	0	1	1	1	0	1	0	0	0	0	-3
Team							0	1	1			0		0				
Totals				18-59	3-13	12-15	12	20	32	19	14	51	2	12	3	1	1	-11

Technical Fouls: Darling 2nd 12:31

Shooting By Period		
1st	FG%	8-28 28.6%
	3PT%	1-3 33.3%
	FT%	6-7 85.7%
2nd	FG%	10-31 32.3%
	3PT%	2-10 20.0%
	FT%	6-8 75%
GM	FG%	18-59 30.5%
	3PT%	3-13 23.1%
	FT%	12-15 80.0%

Dead Ball Rebounds: 3, 2

Hawaii - 62 — **Record: 8-3**

NO.	Name		Min	FG M-A	3P M-A	FT M-A	Rebounds OR	DR	TOT	Fouls PF	FD	TP	AS	TO	ST	Blocks BS	BA	+/-
5	Bernardo Da Silva	F	18:02	1-3	0-0	1-2	0	3	3	3	2	3	0	0	1	0	0	4
32	Samuta Avea	F	35:43	8-14	2-4	1-3	0	4	4	2	2	19	1	2	0	0	0	17
44	Kamaka Hepa	F	38:43	1-6	0-3	2-2	1	5	6	2	2	4	0	2	2	1	0	11
3	Jovon McClanahan	G	36:08	6-7	0-0	4-4	1	5	6	2	6	16	4	2	1	0	0	16
4	Noel Coleman	G	38:43	5-13	0-3	3-5	1	3	4	1	4	13	1	1	2	0	1	11
2	Justus Jackson		05:09	1-2	0-0	0-0	0	0	0	0	0	2	0	1	0	0	0	-5
10	Beon Riley		14:16	1-1	1-1	2-2	0	2	2	1	1	5	0	1	0	0	0	0
14	Harry Rouhliadeff		04:43	0-0	0-0	0-0	0	0	0	1	0	0	0	0	0	0	0	-5
23	Mor Seck		08:33	0-1	0-0	0-1	1	5	6	2	2	0	0	1	0	0	0	6
Team							2	2	4			0		0				
Totals				23-47	3-11	13-19	6	29	35	14	19	62	6	10	6	1	1	11

Technical Fouls: NONE

Shooting By Period		
1st	FG%	10-24 41.7%
	3PT%	1-6 16.7%
	FT%	3-6 50%
2nd	FG%	13-23 56.5%
	3PT%	2-5 40.0%
	FT%	10-13 76.9%
GM	FG%	23-47 48.9%
	3PT%	3-11 27.3%
	FT%	13-19 68.4%

Dead Ball Rebounds: 2, 0

	WSU	Haw
Biggest lead	8 (1 st 9:01)	15 (2 nd 2:29)
Best Scoring Run	9 (1 st 9:01)	8 (2 nd 9:20)
Lead Changes	4	
Times Tied	6	
Time with Lead	12:06	23:54

Points from	WSU	Haw
Turnovers	4	10
Paint	26	32
Second Chance	12	9
Fast Breaks	8	5
Bench	14	7

Period by Period Scoring	1st	2nd	TOT
WSU	23	28	51
Haw	24	38	62

PREVIOUS **BOX SCORES**

Official Basketball Box Score - Final
Utah St. at Washington St.
12/25/22 Simplifi Arena at Stan Sheriff Center, Honolulu
2022-23 Men's Basketball

Game Time: 1:30 PM
Game Duration: 1:56

Officials: Michael Greenstein, Don Daily, Chris Beaver

Utah St. - 82 Record: 11-2

NO.	Name		Min	FG M-A	3P M-A	FT M-A	Rebounds OR	DR	TOT	Fouls PF	FD	TP	AS	TO	ST	Blocks BS	BA	+/-
23	Taylor Funk	F	28:38	5-10	2-5	0-0	0	3	3	3	1	12	3	2	0	1	0	-5
32	Trevin Dorius	C	21:38	4-6	0-0	4-6	3	1	4	2	3	12	2	0	2	0	1	12
2	Sean Bairstow	G	34:28	4-8	2-3	1-4	0	5	5	2	2	11	3	0	0	0	1	5
11	Max Shulga	G	21:21	4-6	2-3	1-1	0	4	4	3	3	11	3	1	1	0	0	10
15	Rylan Jones	G	28:12	4-7	1-2	0-1	0	2	2	1	2	9	4	1	1	0	0	3
30	Dan Akin		22:06	5-5	0-0	0-1	1	2	3	4	1	10	1	4	0	2	0	4
3	Steven Ashworth		28:24	4-6	3-3	1-2	0	2	2	3	2	12	5	3	1	0	0	14
24	Zee Hamoda		05:53	0-3	0-0	0-0	1	0	1	1	0	0	0	0	0	0	0	3
12	Szymon Zapala		01:57	1-1	0-0	0-0	0	0	0	2	0	2	0	0	0	0	0	-2
5	RJ Eytle-Rock		07:23	1-1	1-1	0-0	0	0	0	0	0	3	0	0	0	0	0	1
Team							1	1	2			0		2				
Totals				32-53	11-17	7-15	6	20	26	21	14	82	21	13	5	3	2	9

Shooting By Period		
1st FG%	16-30	53.3%
3PT%	7-11	63.6%
FT%	3-6	50%
2nd FG%	16-23	69.6%
3PT%	4-6	66.7%
FT%	4-9	44.4%
GM FG%	32-53	60.4%
3PT%	11-17	64.7%
FT%	7-15	46.7%

Dead Ball Rebounds: 4, 1

Technical Fouls: Shulga 2nd 13:57 Shulga 2nd 13:57

Washington St. - 73 Record: 5-8

NO.	Name		Min	FG M-A	3P M-A	FT M-A	Rebounds OR	DR	TOT	Fouls PF	FD	TP	AS	TO	ST	Blocks BS	BA	+/-
11	DJ Rodman	F	20:49	2-3	0-1	2-3	0	1	1	2	3	6	1	1	0	0	0	-12
35	Mouhamed Gueye	F	37:30	9-15	0-1	4-4	3	9	12	2	5	22	1	2	1	2	0	1
5	TJ Bamba	G	37:02	4-12	1-5	10-12	1	2	3	2	8	19	4	1	2	0	1	-3
24	Justin Powell	G	32:49	3-9	0-4	4-4	0	1	1	0	0	10	2	2	2	0	1	-5
31	Kymany Houinsou	G	13:39	1-2	0-0	2-2	1	2	3	1	1	4	0	2	0	0	1	-13
3	Jabe Mullins		08:25	0-3	0-2	0-0	0	1	1	2	0	0	0	1	0	0	0	-11
23	Andrej Jakimovski		18:21	1-4	0-2	1-1	1	1	2	3	1	3	0	2	0	0	0	0
15	Adrame Diongue		02:30	0-0	0-0	0-0	0	0	0	1	0	0	0	0	0	0	0	-10
13	Carlos Rosario		22:32	3-4	1-1	0-0	1	2	3	1	1	7	0	0	0	0	0	10
22	Dylan Darling		06:23	1-2	0-1	0-0	0	0	0	0	0	2	0	2	0	0	0	-2
Team							2	0	2			0		0				
Totals				24-54	2-17	23-26	9	19	28	14	19	73	8	13	5	2	3	-9

Shooting By Period		
1st FG%	9-23	39.1%
3PT%	0-7	0.0%
FT%	11-13	84.6%
2nd FG%	15-31	48.4%
3PT%	2-10	20.0%
FT%	12-13	92.3%
GM FG%	24-54	44.4%
3PT%	2-17	11.8%
FT%	23-26	88.5%

Dead Ball Rebounds: 3, 0

Technical Fouls: NONE

	USU	WSU
Biggest lead	23 (2nd 8:48)	4 (1st 17:11)
Best Scoring Run	12 (2nd 9:34)	9 (2nd 5:37)
Lead Changes	1	
Times Tied	3	
Time with Lead	32:37	05:34

Points from	USU	WSU
Turnovers	20	9
Paint	40	30
Second Chance	9	11
Fast Breaks	11	8
Bench	27	12

Period by Period Scoring	1st	2nd	TOT
USU	42	40	82
WSU	29	44	73

Official Basketball Box Score - Final
Southern California at Washington St.
01/01/23 Beasley Coliseum, Pullman, Wash.
2022-23 Men's Basketball

Game Time: 12:00 PM
Game Duration: 1:57
Attendance: 2,650

Officials: Verne Harris, Michael Irving, Randy Richardson

Southern California - 71 Record: 11-4 (3-1)

NO.	Name		Min	FG M-A	3P M-A	FT M-A	Rebounds OR	DR	TOT	Fouls PF	FD	TP	AS	TO	ST	Blocks BS	BA	+/-
24	Joshua Morgan	F	26:41	5-11	0-0	0-1	1	4	5	3	1	10	1	1	0	0	1	-16
0	Kobe Johnson	G	32:33	3-5	1-1	6-7	3	4	7	1	7	13	3	3	1	0	0	-8
5	Boogie Ellis	G	29:07	5-11	0-4	2-2	1	6	7	5	2	12	2	1	1	1	1	5
13	Drew Peterson	G	37:02	7-16	2-5	0-0	4	4	8	2	0	16	1	3	2	1	0	-3
22	Tre White	G	26:59	4-10	0-2	1-2	3	1	4	4	1	9	0	1	0	0	0	-12
2	Reese Dixon-Waters		25:16	3-7	0-4	1-2	0	3	3	2	2	7	2	1	0	0	0	-12
33	Kijani Wright		09:16	0-1	0-0	2-2	1	1	2	2	1	2	0	1	0	0	0	3
1	Malik Thomas		05:43	1-4	0-2	0-0	2	0	2	1	0	2	0	0	0	0	1	-4
4	Oziyah Sellers		04:36	0-0	0-0	0-0	0	1	1	0	0	0	0	0	0	0	0	-6
55	Iaroslav Niagu		02:47	0-0	0-0	0-0	1	0	1	1	0	0	0	0	0	0	0	3
Team							2	1	3			0		0				
Totals				28-65	3-18	12-16	18	25	43	21	14	71	9	11	4	2	3	-10

Shooting By Period		
1st FG%	13-29	44.8%
3PT%	1-9	11.1%
FT%	3-4	75%
2nd FG%	15-36	41.7%
3PT%	2-9	22.2%
FT%	9-12	75%
GM FG%	28-65	43.1%
3PT%	3-18	16.7%
FT%	12-16	75.0%

Dead Ball Rebounds: 2, 0

Technical Fouls::NONE

Washington St. - 81 Record: 6-9 (1-3)

NO.	Name		Min	FG M-A	3P M-A	FT M-A	Rebounds OR	DR	TOT	Fouls PF	FD	TP	AS	TO	ST	Blocks BS	BA	+/-
11	DJ Rodman	F	33:19	3-7	3-6	7-8	1	3	4	0	8	16	1	1	0	0	0	13
23	Andrej Jakimovski	F	28:29	2-6	2-4	0-0	2	4	6	2	1	6	1	1	2	0	0	6
35	Mouhamed Gueye	F	37:01	5-9	0-1	2-3	1	3	4	3	3	12	2	0	1	3	0	12
5	TJ Bamba	G	23:42	5-11	1-5	3-6	2	4	6	3	5	14	0	2	0	0	0	0
24	Justin Powell	G	33:20	5-10	4-7	1-3	0	1	1	2	2	15	7	0	1	0	0	2
3	Jabe Mullins		22:31	6-8	4-6	0-0	0	3	3	2	0	16	1	0	1	0	0	7
31	Kymany Houinsou		18:39	1-4	0-0	0-0	1	2	3	0	2	2	4	0	0	0	2	12
15	Adrame Diongue		02:59	0-0	0-0	0-0	0	1	1	2	0	0	0	1	1	0	0	-2
Team							2	0	2			0		4				
Totals				27-55	14-29	13-20	9	21	30	14	21	81	16	9	6	3	2	10

Shooting By Period		
1st FG%	15-31	48.4%
3PT%	10-18	55.6%
FT%	1-1	100%
2nd FG%	12-24	50.0%
3PT%	4-11	36.4%
FT%	12-19	63.2%
GM FG%	27-55	49.1%
3PT%	14-29	48.3%
FT%	13-20	65.0%

Dead Ball Rebounds: 1, 0

Technical Fouls: Rodman 2nd6:31

	USC	WSU
Biggest lead	2 (1st 17:35)	15 (2nd 15:48)
Best Scoring Run	7(1st 9:37)	10(1st 13:11)
Lead Changes	6	
Times Tied	2	
Time with Lead	01:09	37:04

Points from	USC	WSU
Turnovers	7	13
Paint	28	18
Second Chance	16	16
Fast Breaks	1	7
Bench	11	18

Period by Period Scoring	1st	2nd	TOT
USC	30	41	71
WSU	41	40	81

Official Basketball Box Score - Final
UCLA at Washington St.
12/30/22 Beasley Coliseum, Pullman, Wash
2022-23 Men's Basketball

Game Time: 8:00 PM
Game Duration: 1:50
Attendance: 3,238

Officials: Frank Harvey III, Larry Scirotto, Deidre Carr

UCLA - 67 Record: 12-2 (3-0)

NO.	Name		Min	FG M-A	3P M-A	FT M-A	Rebounds OR	DR	TOT	Fouls PF	FD	TP	AS	TO	ST	Blocks BS	BA	+/-
3	Adem Bona	F	29:05	3-6	0-0	1-2	1	6	7	3	5	7	0	0	3	2	1	8
0	Jaylen Clark	G	35:11	3-12	0-2	2-2	2	4	6	1	1	8	2	0	3	0	0	-1
10	Tyger Campbell	G	37:08	5-15	2-3	4-4	1	1	2	2	1	16	2	2	2	0	1	-4
24	Jaime Jaquez Jr.	G	35:57	5-14	0-1	10-10	4	4	8	2	7	20	0	3	1	1	0	-1
34	David Singleton	G	31:22	4-7	2-4	4-4	0	2	2	3	3	14	0	0	1	1	0	2
14	Kenneth Nwuba		08:53	0-0	0-0	0-0	0	0	0	3	0	0	0	1	0	0	0	-4
4	Will McClendon		19:24	1-2	0-1	0-0	0	1	1	2	0	2	1	0	0	0	0	6
12	Mac Etienne		02:02	0-2	0-0	0-0	0	0	0	0	0	0	0	0	0	0	2	-3
2	Dylan Andrews		00:58	0-0	0-0	0-0	0	1	1	0	0	0	0	0	0	0	0	2
Team							2	2	4			0		0				
Totals				21-58	4-11	21-22	10	21	31	16	17	67	5	6	10	4	4	1

Shooting By Period		
1st FG%	8-30	26.7%
3PT%	3-7	42.9%
FT%	13-14	92.9%
2nd FG%	13-28	46.4%
3PT%	1-4	25.0%
FT%	8-8	100%
GM FG%	21-58	36.2%
3PT%	4-11	36.4%
FT%	21-22	95.5%

Dead Ball Rebounds: 0, 1

Technical Fouls::NONE

Washington St. - 66 Record: 5-9 (0-3)

NO.	Name		Min	FG M-A	3P M-A	FT M-A	Rebounds OR	DR	TOT	Fouls PF	FD	TP	AS	TO	ST	Blocks BS	BA	+/-
11	DJ Rodman	F	31:10	7-10	2-3	3-3	2	3	5	4	5	19	1	2	0	1	0	2
23	Andrej Jakimovski	F	19:02	1-4	0-2	2-2	0	5	5	1	2	4	1	0	0	0	0	-3
35	Mouhamed Gueye	F	32:02	6-14	1-2	5-7	8	10	18	3	6	18	0	2	0	0	2	-1
5	TJ Bamba	G	35:24	2-9	1-3	0-0	1	3	4	3	0	5	2	3	1	0	1	1
24	Justin Powell	G	21:19	2-6	1-5	0-0	0	1	1	3	0	5	2	3	0	0	0	4
3	Jabe Mullins		29:31	4-9	3-7	0-0	0	2	2	1	2	11	3	0	0	0	0	-3
31	Kymany Houinsou		21:50	1-2	0-0	0-0	0	3	3	1	1	2	1	3	0	0	0	-1
15	Adrame Diongue		09:32	1-2	0-0	0-0	0	1	1	1	0	2	0	0	0	3	1	-1
13	Carlos Rosario		00:10	0-0	0-0	0-0	0	0	0	0	0	0	0	0	0	0	0	-3
Team							1	0	1			0		1				
Totals				24-56	8-22	10-12	12	28	40	18	16	66	10	14	1	4	4	-1

Shooting By Period		
1st FG%	15-27	55.6%
3PT%	5-14	35.7%
FT%	2-3	66.7%
2nd FG%	9-29	31.0%
3PT%	3-8	37.5%
FT%	8-9	88.9%
GM FG%	24-56	42.9%
3PT%	8-22	36.4%
FT%	10-12	83.3%

Dead Ball Rebounds: 0, 0

Technical Fouls: Coach 1st18:40

	UCLA	WSU
Biggest lead	5 (1st 18:30)	12 (1st 2:36)
Best Scoring Run	7(2nd 16:04)	7(1st 16:50)
Lead Changes	2	
Times Tied	3	
Time with Lead	01:28	35:17

Points from	UCLA	WSU
Turnovers	21	10
Paint	20	22
Second Chance	10	9
Fast Breaks	10	6
Bench	2	15

Period by Period Scoring	1st	2nd	TOT
UCLA	32	35	67
WSU	37	29	66

Official Basketball Box Score - Final
Washington St. at Arizona St.
01/05/23 Desert Financial Arena, Tempe
2022-23 Men's Basketball

Game Time: 6:00 PM
Game Duration: 1:52
Attendance: 5,860

Officials: Kevin Bril, Kelly Pfeifer, Deron White

Washington St. - 71 Record: 6-10 (1-4)

NO.	Name		Min	FG M-A	3P M-A	FT M-A	Rebounds OR	DR	TOT	Fouls PF	FD	TP	AS	TO	ST	Blocks BS	BA	+/-
11	DJ Rodman	F	35:08	6-12	4-8	0-1	4	8	12	1	4	16	1	0	0	0	0	-1
23	Andrej Jakimovski	F	15:02	1-7	0-3	0-0	0	2	2	0	0	2	1	1	0	0	1	-4
35	Mouhamed Gueye	F	32:57	3-8	0-1	2-3	2	5	7	3	3	8	5	1	0	0	0	-2
5	TJ Bamba	G	29:29	4-10	0-4	1-1	0	1	1	5	2	9	4	3	1	0	0	-1
24	Justin Powell	G	28:38	3-6	2-4	2-2	0	3	3	2	1	10	0	0	0	0	0	-3
31	Kymany Houinsou		12:03	1-4	0-2	0-0	1	1	2	1	0	2	0	0	3	1	1	0	-9
3	Jabe Mullins		23:36	7-12	5-9	0-0	0	1	1	1	1	19	0	2	1	0	0	-4
13	Carlos Rosario		10:37	0-0	0-0	0-0	0	0	0	1	1	0	1	0	1	0	0	-6
22	Dylan Darling		09:31	2-4	0-1	1-1	2	1	3	0	4	5	0	0	1	0	0	4
15	Adrame Diongue		01:03	0-0	0-0	0-0	0	0	0	0	0	0	0	0	0	0	0	0
21	Jack Wilson		01:56	0-0	0-0	0-1	0	0	0	1	1	0	0	1	0	0	0	-4
Team							4	0	4			0		1				
Totals				27-63	11-32	6-9	13	22	35	15	17	71	12	12	5	1	1	-6

Shooting By Period		
1st FG%	13-28	46.4%
3PT%	5-14	35.7%
FT%	5-6	83.3%
2nd FG%	14-35	40.0%
3PT%	6-18	33.3%
FT%	1-3	33.3%
GM FG%	27-63	42.9%
3PT%	11-32	34.4%
FT%	6-9	66.7%

Dead Ball Rebounds: 0, 0

Technical Fouls::NONE

Arizona St. - 77 Record: 12-3 (3-1)

NO.	Name		Min	FG M-A	3P M-A	FT M-A	Rebounds OR	DR	TOT	Fouls PF	FD	TP	AS	TO	ST	Blocks BS	BA	+/-
22	Warren Washington	F	27:57	9-10	0-0	0-1	0	2	2	3	3	18	4	2	1	1	0	-3
0	DJ Horne	G	31:03	6-14	0-6	0-0	0	2	2	2	1	12	2	1	1	0	0	2
4	Desmond Cambridge Jr.	G	31:03	4-6	2-4	3-4	0	5	5	2	2	13	3	2	1	0	0	2
10	Frankie Collins	G	27:38	2-5	0-0	2-3	0	7	7	4	3	6	2	2	0	0	0	0
35	Devan Cambridge	G	28:45	2-5	1-2	2-3	1	5	6	1	2	7	2	1	1	0	0	1
2	Austin Nunez		12:22	1-1	0-0	0-0	1	0	1	2	1	2	2	1	1	0	0	6
32	Alonzo Gaffney		10:52	2-4	0-1	0-0	2	0	2	2	0	4	0	0	1	0	1	6
1	Luther Muhammad		08:57	3-4	1-1	2-2	1	0	1	0	1	9	0	0	0	0	0	4
5	Jamiya Neal		11:16	1-5	1-3	0-0	0	0	0	1	0	3	3	0	2	0	0	4
24	Duke Brennan		10:07	1-2	0-0	1-2	0	1	1	0	2	3	0	0	0	0	0	8
Team							1	4	5			0		1				
Totals				31-56	5-17	10-15	6	26	32	17	15	77	18	10	8	1	1	6

Shooting By Period		
1st FG%	19-32	59.4%
3PT%	2-8	25.0%
FT%	2-3	66.7%
2nd FG%	12-24	50.0%
3PT%	3-9	33.3%
FT%	8-12	66.7%
GM FG%	31-56	55.4%
3PT%	5-17	29.4%
FT%	10-15	66.7%

Dead Ball Rebounds: 2, 0

Technical Fouls::NONE

	WSU	ASU
Biggest lead	0 (1st 20:00)	12 (2nd 9:24)
Best Scoring Run	8(2nd 4:18)	6(1st 14:46)
Lead Changes	0	
Times Tied	3	
Time with Lead	00:00	38:46

Points from	WSU	ASU
Turnovers	12	16
Paint	28	36
Second Chance	15	7
Fast Breaks	17	20
Bench	26	21

Period by Period Scoring	1st	2nd	TOT
WSU	36	35	71
ASU	42	35	77

PREVIOUS **BOX SCORES**

Official Basketball Box Score - Final
Washington St. at Arizona
01/07/23 McKale Center, Tucson
2022-23 Men's Basketball

Game Time: 3:00 PM
Game Duration: 2:04
Attendance: 14,176

Officials: Tony Padilla, Glen Mayberry, Casey McClellan

Washington St. - 74 — **Record: 7-10 (2-4)**

NO.	Name		Min	FG M-A	3P M-A	FT M-A	Rebounds OR	DR	TOT	Fouls PF	FD	TP	AS	TO	ST	Blocks BS	BA	+/-
11	DJ Rodman	F	30:25	4-9	3-7	0-0	2	3	5	4	4	11	0	0	0	1	0	21
23	Andrej Jakimovski	F	12:43	1-5	1-4	0-0	2	1	3	4	0	3	1	0	0	0	1	-7
35	Mouhamed Gueye	F	37:08	10-22	1-3	3-3	6	8	14	4	3	24	3	1	2	1	1	10
5	TJ Bamba	G	32:30	3-11	1-5	2-4	1	1	2	1	2	9	3	1	0	1	0	5
24	Justin Powell	G	37:14	4-9	3-5	1-1	0	7	7	1	2	12	2	1	0	1	1	14
31	Kymany Houinsou		14:59	0-2	0-0	2-2	1	2	3	0	2	2	1	2	0	1	0	8
15	Adrame Diongue		07:59	0-0	0-0	0-0	2	3	5	3	0	0	0	2	1	0	0	-2
3	Jabe Mullins		27:02	3-6	3-4	4-4	0	2	2	2	3	13	3	0	0	0	0	16
Team							0	0	0			0		2				
Totals				25-64	12-28	12-14	14	27	41	19	16	74	13	9	3	5	3	13

Shooting By Period		
1st FG%	14-37	37.8%
3PT%	7-15	46.7%
FT%	2-2	100%
2nd FG%	11-27	40.7%
3PT%	5-13	38.5%
FT%	10-12	83.3%
GM FG%	25-64	39.1%
3PT%	12-28	42.9%
FT%	12-14	85.7%

Dead Ball Rebounds: 0, 2

Technical Fouls::NONE

Arizona - 61 — **Record: 14-2 (3-2)**

NO.	Name		Min	FG M-A	3P M-A	FT M-A	Rebounds OR	DR	TOT	Fouls PF	FD	TP	AS	TO	ST	Blocks BS	BA	+/-
10	Azuolas Tubelis	F	32:00	9-20	1-1	10-12	7	7	14	4	9	29	2	1	0	0	1	-5
11	Oumar Ballo	C	26:36	4-11	0-0	3-10	3	3	6	3	5	11	0	4	0	2	2	5
0	Courtney Ramey	G	24:11	1-5	0-3	0-2	0	4	4	0	2	2	3	0	0	0	0	5
3	Pelle Larsson	G	34:15	2-6	1-4	2-2	2	3	5	2	1	7	1	1	0	0	0	-17
25	Kerr Kriisa	G	37:02	3-13	2-11	2-2	0	3	3	3	2	10	3	2	0	0	1	-14
13	Henri Veesaar		04:02	0-0	0-0	0-0	0	0	0	1	0	0	0	0	0	1	0	-12
45	Cedric Henderson Jr.		19:53	1-4	0-3	0-0	4	1	5	3	0	2	0	0	1	0	0	-13
4	Kylan Boswell		17:59	0-4	0-3	0-0	0	1	1	0	0	0	0	0	1	0	1	-15
2	Adama Bal		04:02	0-0	0-0	0-0	0	2	2	0	0	0	0	0	0	0	0	1
Team							3	2	5			0		0				
Totals				20-63	4-25	17-28	19	26	45	16	19	61	9	8	2	3	5	-13

Shooting By Period		
1st FG%	9-27	33.3%
3PT%	1-8	12.5%
FT%	8-13	61.5%
2nd FG%	11-36	30.6%
3PT%	3-17	17.6%
FT%	9-15	60%
GM FG%	20-63	31.7%
3PT%	4-25	16.0%
FT%	17-28	60.7%

Dead Ball Rebounds: 6, 1

Technical Fouls::NONE

	WSU	ARIZ
Biggest lead	18 (2nd 12:44)	4 (1st 17:58)
Best Scoring Run	9(1st 3:33)	7(2nd 7:13)
Lead Changes	7	
Times Tied	2	
Time with Lead	32:36	05:13

Points from	WSU	ARIZ
Turnovers	11	7
Paint	22	28
Second Chance	12	22
Fast Breaks	3	10
Bench	15	2

Period by Period Scoring	1st	2nd	TOT
WSU	37	37	74
ARIZ	27	34	61

Official Basketball Box Score - Final
Stanford at Washington St.
01/14/23 Beasley Coliseum, Pullman, Wash.
2022-23 Men's Basketball

Game Time: 5:00 PM
Game Duration: 1:55
Attendance: 3,590

Officials: Randy McCall, Mike Reed, Larry Spaulding

Stanford - 59 — **Record: 5-12 (0-7)**

NO.	Name		Min	FG M-A	3P M-A	FT M-A	Rebounds OR	DR	TOT	Fouls PF	FD	TP	AS	TO	ST	Blocks BS	BA	+/-
14	Spencer Jones	F	33:09	5-11	2-3	2-2	4	4	8	4	3	14	1	1	1	0	1	-1
23	Brandon Angel	F	32:28	2-4	0-0	2-2	2	3	5	3	2	6	1	2	1	0	0	-1
42	Maxime Raynaud	F	26:27	6-9	2-4	2-6	3	5	8	1	6	16	0	1	0	0	0	5
55	Harrison Ingram	F	35:17	6-13	2-6	0-0	3	6	9	1	0	14	6	2	1	0	1	4
5	Michael O'Connell	G	34:16	1-5	0-2	0-0	0	1	1	1	0	2	2	2	2	0	1	-3
13	Michael Jones		22:37	2-7	1-3	0-0	0	0	0	3	0	5	0	0	0	0	0	-3
22	James Keefe		10:02	0-2	0-0	2-2	1	1	2	0	3	2	0	0	0	0	0	-8
15	Benny Gealer		05:44	0-0	0-0	0-0	0	0	0	1	0	0	0	0	0	0	0	2
Team							0	2	2			0		2				
Totals				22-51	7-18	8-12	13	22	35	14	14	59	10	10	5	0	3	-1

Shooting By Period		
1st FG%	13-27	48.1%
3PT%	5-9	55.6%
FT%	3-5	60%
2nd FG%	9-24	37.5%
3PT%	2-9	22.2%
FT%	5-7	71.4%
GM FG%	22-51	43.1%
3PT%	7-18	38.9%
FT%	8-12	66.7%

Dead Ball Rebounds: 3, 0

Technical Fouls::NONE

Washington St. - 60 — **Record: 9-10 (4-4)**

NO.	Name		Min	FG M-A	3P M-A	FT M-A	Rebounds OR	DR	TOT	Fouls PF	FD	TP	AS	TO	ST	Blocks BS	BA	+/-
11	DJ Rodman	F	30:31	5-8	4-7	1-1	1	3	4	3	1	15	2	1	1	0	0	6
23	Andrej Jakimovski	F	30:39	6-8	5-6	0-1	0	2	2	2	2	17	2	0	0	0	0	-3
35	Mouhamed Gueye	F	25:43	3-5	0-0	1-2	0	1	1	3	2	7	2	1	0	0	0	-3
24	Justin Powell	G	34:14	1-6	0-3	0-0	0	4	4	1	0	2	1	0	1	0	0	-2
31	Kymany Houinsou	G	23:03	2-6	0-2	2-3	0	1	1	0	3	6	4	2	0	2	0	0
3	Jabe Mullins		20:28	1-4	0-3	0-0	0	1	1	1	1	2	1	1	0	0	0	-4
13	Carlos Rosario		12:25	1-3	0-1	2-2	1	1	2	4	2	4	0	0	1	0	0	-3
15	Adrame Diongue		09:52	2-3	0-0	0-2	4	1	5	0	1	4	0	0	0	1	0	5
22	Dylan Darling		13:05	1-5	1-5	0-0	0	2	2	0	2	3	1	1	0	0	0	9
Team							1	0	1			0		0				
Totals				22-48	10-27	6-11	7	16	23	14	14	60	13	6	3	3	0	1

Shooting By Period		
1st FG%	12-23	52.2%
3PT%	4-12	33.3%
FT%	3-5	60%
2nd FG%	10-25	40.0%
3PT%	6-15	40.0%
FT%	3-6	50%
GM FG%	22-48	45.8%
3PT%	10-27	37.0%
FT%	6-11	54.5%

Dead Ball Rebounds: 2, 1

Technical Fouls::NONE

	STAN	WSU
Biggest lead	8 (1st 8:19)	6 (2nd 9:55)
Best Scoring Run	9(1st 15:33)	6(1st 12:44)
Lead Changes	6	
Times Tied	4	
Time with Lead	17:39	19:26

Points from	STAN	WSU
Turnovers	7	12
Paint	28	16
Second Chance	4	5
Fast Breaks	9	5
Bench	7	13

Period by Period Scoring	1st	2nd	TOT
STAN	34	25	59
WSU	31	29	60

Official Basketball Box Score - Final
California at Washington St.
01/11/23 Beasley Coliseum, Pullman, Wash.
2022-23 Men's Basketball

Game Time: 8:00 PM
Game Duration: 1:53
Attendance: 3,208

Officials: David Hall, Frank Harvey III, Larry Scirotto

California - 51 — **Record: 3-14 (2-4)**

NO.	Name		Min	FG M-A	3P M-A	FT M-A	Rebounds OR	DR	TOT	Fouls PF	FD	TP	AS	TO	ST	Blocks BS	BA	+/-
13	Kuany Kuany	F	17:56	3-5	1-2	0-0	0	1	1	5	1	7	0	3	0	0	0	-9
14	Grant Newell	F	30:33	3-12	1-4	0-0	0	5	5	1	0	7	1	1	1	0	3	-12
21	Lars Thiemann	C	22:38	2-6	0-0	2-2	3	4	7	3	4	6	0	1	2	1	1	-1
1	Joel Brown	G	32:53	0-3	0-1	0-0	0	3	3	2	2	0	4	0	0	1	0	-20
33	DeJuan Clayton	G	26:36	2-7	2-6	0-0	0	1	1	1	1	6	4	2	0	0	0	-10
0	Marsalis Roberson		17:26	3-4	1-1	4-5	2	1	3	2	3	11	0	1	0	1	0	-6
2	Monty Bowser		22:17	2-5	0-2	0-0	0	2	2	0	0	4	1	0	1	0	0	-9
22	ND Okafor		04:09	0-2	0-0	0-0	0	0	0	1	0	0	0	0	0	0	0	-7
24	Sam Alajiki		08:33	0-3	0-2	0-0	1	0	1	0	0	0	0	0	0	0	0	-5
23	Obinna Anyanwu		13:13	3-3	0-0	1-2	1	2	3	4	3	7	0	1	0	0	0	-7
30	Wrenn Robinson		02:05	1-2	0-1	1-1	0	1	1	0	1	3	0	0	1	0	0	6
12	Jack McCloskey		01:41	0-1	0-1	0-0	0	0	0	0	0	0	0	0	0	0	0	5
Team							0	3	3			0		2				
Totals				19-53	5-20	8-10	7	23	30	19	15	51	10	11	5	3	4	-15

Shooting By Period		
1st FG%	11-25	44.0%
3PT%	5-9	55.6%
FT%	3-4	75%
2nd FG%	8-28	28.6%
3PT%	0-11	0.0%
FT%	5-6	83.3%
GM FG%	19-53	35.8%
3PT%	5-20	25.0%
FT%	8-10	80.0%

Dead Ball Rebounds: 3, 0

Technical Fouls::NONE

Washington St. - 66 — **Record: 8-10 (3-4)**

NO.	Name		Min	FG M-A	3P M-A	FT M-A	Rebounds OR	DR	TOT	Fouls PF	FD	TP	AS	TO	ST	Blocks BS	BA	+/-
11	DJ Rodman	F	30:57	4-8	4-5	2-4	2	4	6	0	4	14	2	2	1	0	1	18
23	Andrej Jakimovski	F	21:46	2-5	1-3	0-0	3	1	4	2	1	5	2	2	1	0	1	21
35	Mouhamed Gueye	F	30:25	5-9	0-0	4-8	1	1	2	2	6	14	3	1	1	2	0	15
24	Justin Powell	G	32:07	4-9	2-5	2-3	0	5	5	1	3	12	1	0	1	0	0	19
31	Kymany Houinsou	G	28:55	4-8	0-2	1-2	3	2	5	0	2	9	2	2	0	1	0	15
3	Jabe Mullins		27:59	2-5	1-3	0-0	0	5	5	0	1	5	3	1	2	0	0	10
22	Dylan Darling		09:03	1-2	1-1	0-0	0	1	1	2	0	3	0	0	0	0	1	-3
15	Adrame Diongue		09:35	1-1	0-0	2-3	0	1	1	4	2	4	0	2	0	1	0	0
13	Carlos Rosario		05:02	0-1	0-0	0-0	2	0	2	1	0	0	0	2	0	0	0	-6
21	Jack Wilson		02:30	0-0	0-0	0-0	0	0	0	1	0	0	0	1	0	0	0	-8
0	Ben Olesen		01:41	0-2	0-2	0-0	0	0	0	2	0	0	0	0	0	0	0	-6
Team							0	6	6			0		0				
Totals				23-50	9-21	11-20	11	26	37	15	19	66	13	13	6	4	3	15

Shooting By Period		
1st FG%	10-25	40.0%
3PT%	3-10	30.0%
FT%	8-11	72.7%
2nd FG%	13-25	52.0%
3PT%	6-11	54.5%
FT%	3-9	33.3%
GM FG%	23-50	46.0%
3PT%	9-21	42.9%
FT%	11-20	55.0%

Dead Ball Rebounds: 2, 0

Technical Fouls::NONE

	CAL	WSU
Biggest lead	6 (1st 15:44)	23 (2nd 6:14)
Best Scoring Run	8(2nd 0:20)	12(2nd 15:59)
Lead Changes	1	
Times Tied	2	
Time with Lead	08:30	28:48

Points from	CAL	WSU
Turnovers	10	16
Paint	26	28
Second Chance	8	14
Fast Breaks	4	10
Bench	25	12

Period by Period Scoring	1st	2nd	TOT
CAL	30	21	51
WSU	31	35	66

Official Basketball Box Score - Final
Washington St. at Utah
01/19/23 Jon M. Huntsman Center, Salt Lake City
2022-23 Utah Men's Basketball

Game Time: 7:00 PM
Game Duration: 1:55
Attendance: 6,599

Officials: Tony Padilla, Tommy Nunez, Michael Greenstein

Washington St. - 63 — **Record: 9-11 (4-5)**

NO.	Name		Min	FG M-A	3P M-A	FT M-A	Rebounds OR	DR	TOT	Fouls PF	FD	TP	AS	TO	ST	Blocks BS	BA	+/-
11	DJ Rodman	F	33:39	2-7	2-5	3-3	3	5	8	2	2	9	2	1	0	0	1	-9
23	Andrej Jakimovski	F	21:42	0-4	0-3	1-2	1	2	3	1	2	1	0	1	1	0	0	-14
35	Mouhamed Gueye	F	34:45	6-15	0-0	8-10	3	4	7	3	7	20	1	3	1	0	2	-10
24	Justin Powell	G	35:06	4-11	2-6	0-0	0	4	4	1	1	10	4	0	1	0	0	-13
31	Kymany Houinsou	G	17:32	1-8	0-2	0-0	1	0	1	1	0	2	0	1	0	0	0	3
3	Jabe Mullins		25:51	5-10	1-3	0-0	0	4	4	1	0	11	2	0	0	0	0	-16
22	Dylan Darling		15:58	1-4	1-4	2-2	0	1	1	2	1	5	0	0	1	0	0	-2
13	Carlos Rosario		10:12	0-0	0-0	1-2	0	0	0	2	2	1	1	1	0	0	0	-5
15	Adrame Diongue		05:15	2-2	0-0	0-0	1	0	1	0	1	4	0	0	0	0	0	-4
Team							6	1	7			0		0				
Totals				21-61	6-23	15-19	15	21	36	13	16	63	10	7	4	0	3	-14

Shooting By Period		
1st FG%	12-34	35.3%
3PT%	4-13	30.8%
FT%	3-5	60%
2nd FG%	9-27	33.3%
3PT%	2-10	20.0%
FT%	12-14	85.7%
GM FG%	21-61	34.4%
3PT%	6-23	26.1%
FT%	15-19	78.9%

Dead Ball Rebounds: 2, 0

Technical Fouls::NONE

Utah - 77 — **Record: 13-7 (6-3)**

NO.	Name		Min	FG M-A	3P M-A	FT M-A	Rebounds OR	DR	TOT	Fouls PF	FD	TP	AS	TO	ST	Blocks BS	BA	+/-
1	Ben Carlson	F	16:37	1-2	0-0	0-2	1	1	2	0	2	2	0	1	0	0	0	4
35	Branden Carlson	C	32:39	11-12	3-4	3-3	2	6	8	3	3	28	3	1	0	2	0	16
10	Marco Anthony	G	35:20	3-6	0-0	1-4	2	5	7	3	3	7	5	0	0	1	0	10
25	Rollie Worster	G	37:21	6-12	0-4	2-2	0	4	4	2	1	14	7	0	2	0	0	12
55	Gabe Madsen	G	29:50	4-9	4-8	0-0	0	2	2	4	0	12	1	0	0	0	0	15
20	Lazar Stefanovic		27:07	4-9	1-3	0-0	1	3	4	1	1	9	3	2	0	0	0	14
11	Wilguens Jr. Exacte		10:53	2-5	1-3	0-1	0	2	2	1	2	5	0	2	0	0	0	-7
13	Keba Keita		10:13	0-1	0-0	0-0	1	3	4	2	1	0	1	2	0	0	0	6
Team							1	1	2			0		0				
Totals				31-56	9-22	6-12	8	27	35	16	13	77	20	8	2	3	0	14

Shooting By Period		
1st FG%	16-28	57.1%
3PT%	5-12	41.7%
FT%	2-3	66.7%
2nd FG%	15-28	53.6%
3PT%	4-10	40.0%
FT%	4-9	44.4%
GM FG%	31-56	55.4%
3PT%	9-22	40.9%
FT%	6-12	50.0%

Dead Ball Rebounds: 2, 0

Technical Fouls::NONE

	WSU	Utes
Biggest lead	0 (1st 20:00)	16 (2nd 1:07)
Best Scoring Run	7(1st 11:11)	10(1st 0:31)
Lead Changes	0	
Times Tied	2	
Time with Lead	00:00	38:36

Points from	WSU	Utes
Turnovers	12	17
Paint	22	42
Second Chance	11	9
Fast Breaks	2	5
Bench	21	14

Period by Period Scoring	1st	2nd	TOT
WSU	31	32	63
Utes	39	38	77

PREVIOUS **BOX SCORES**

Official Basketball Box Score - Final
Washington St. at Colorado
01/22/23 CU Events Center, Boulder
2022-23 Men's Basketball

Game Time: 4:00 PM
Game Duration: 2:01

Officials: John Higgins, Verne Harris, Keith Kimble

Washington St. - 55 — **Record: 9-12 (4-6)**

NO.	Name		Min	FG M-A	3P M-A	FT M-A	Rebounds OR	DR	TOT	Fouls PF	FD	TP	AS	TO	ST	Blocks BS	BA	+/-
11	DJ Rodman	F	26:41	2-7	1-4	3-4	1	3	4	2	2	8	1	1	0	0	0	-1
23	Andrej Jakimovski	F	29:38	5-7	2-2	0-0	3	4	7	3	1	12	1	3	2	0	0	2
35	Mouhamed Gueye	F	20:16	0-7	0-2	0-0	1	4	5	4	3	0	0	4	0	0	0	-10
5	TJ Bamba	G	31:40	8-18	0-3	2-5	0	1	1	2	6	18	2	1	2	0	0	-6
24	Justin Powell	G	31:42	2-4	0-1	3-3	1	2	3	2	1	7	2	1	1	1	0	3
15	Adrame Diongue		15:18	0-0	0-0	0-0	1	3	4	3	0	0	1	1	0	2	0	9
3	Jabe Mullins		25:46	2-5	0-2	3-3	0	1	1	1	1	7	0	1	0	0	0	-1
31	Kymany Houinsou		18:01	1-3	1-2	0-0	1	1	2	2	1	3	0	1	2	0	0	-7
22	Dylan Darling		00:58	0-0	0-0	0-0	0	0	0	1	0	0	0	1	0	0	0	-4
Team							0	0	0			0		3				
Totals				20-51	4-16	11-15	8	19	27	20	15	55	7	17	7	3	0	-3

Technical Fouls::NONE

Shooting By Period		
1st	FG%	9-24 37.5%
	3PT%	2-8 25.0%
	FT%	5-5 100%
2nd	FG%	11-27 40.7%
	3PT%	2-8 25.0%
	FT%	6-10 60%
GM	FG%	20-51 39.2%
	3PT%	4-16 25.0%
	FT%	11-15 73.3%

Dead Ball Rebounds: 3, 0

Colorado - 58 — **Record: 12-9 (4-6)**

NO.	Name		Min	FG M-A	3P M-A	FT M-A	Rebounds OR	DR	TOT	Fouls PF	FD	TP	AS	TO	ST	Blocks BS	BA	+/-
23	Tristan da Silva	F	35:03	11-13	1-2	4-4	0	2	2	2	4	27	1	1	0	0	0	8
34	Lawson Lovering	C	22:10	0-0	0-0	0-3	0	2	2	3	4	0	0	2	0	0	0	-5
2	KJ Simpson	G	35:10	5-12	1-3	5-6	2	3	5	2	5	16	3	2	3	0	1	6
13	J'Vonne Hadley	G	29:53	4-7	0-0	1-2	0	4	4	3	2	9	0	3	1	0	0	2
32	Nique Clifford	G	11:23	0-1	0-0	0-0	0	1	1	3	0	0	1	3	0	0	0	1
0	Luke O'Brien		23:51	0-3	0-1	0-0	2	4	6	2	1	0	0	2	1	0	0	9
1	Julian Hammond III		25:02	1-6	0-1	3-6	2	3	5	0	3	5	1	2	0	0	2	0
14	Ethan Wright		03:12	0-0	0-0	0-0	0	0	0	0	0	0	0	0	0	0	0	-7
3	Jalen Gabbidon		14:16	0-0	0-0	1-2	0	2	2	1	1	1	0	1	1	0	0	1
Team							1	2	3			0		1				
Totals				21-42	2-7	14-23	7	23	30	16	20	58	6	17	6	0	3	3

Technical Fouls:da Silva 1st17:29Hammond III 2nd10:56

Shooting By Period		
1st	FG%	11-19 57.9%
	3PT%	1-2 50.0%
	FT%	3-6 50%
2nd	FG%	10-23 43.5%
	3PT%	1-5 20.0%
	FT%	11-17 64.7%
GM	FG%	21-42 50.0%
	3PT%	2-7 28.6%
	FT%	14-23 60.9%

Dead Ball Rebounds: 4, 1

	WSU	COLO
Biggest lead	10 (1st 10:24)	5 (2nd 11:56)
Best Scoring Run	8(1st 10:24)	13(1st 2:18)
Lead Changes	13	
Times Tied	7	
Time with Lead	19:08	18:10

Points from	WSU	COLO
Turnovers	16	17
Paint	26	32
Second Chance	12	5
Fast Breaks	8	9
Bench	10	6

Period by Period Scoring	1st	2nd	TOT
WSU	25	30	55
COLO	26	32	58

Official Basketball Box Score - Final
Arizona St. at Washington St.
01/28/23 Beasley Coliseum, Pullman, Wash.
2022-23 Men's Basketball

Game Time: 5:00 PM
Game Duration: 1:55
Attendance: 4,120

Officials: Michael Irving, Mike Scyphers, Jim Schipper

Arizona St. - 58 — **Record: 15-7 (6-5)**

NO.	Name		Min	FG M-A	3P M-A	FT M-A	Rebounds OR	DR	TOT	Fouls PF	FD	TP	AS	TO	ST	Blocks BS	BA	+/-
22	Warren Washington	F	33:13	4-9	0-0	4-6	1	5	6	2	3	12	1	5	0	3	2	-20
32	Alonzo Gaffney	F	14:50	0-2	0-2	0-0	0	1	1	3	0	0	1	0	0	0	0	-5
4	Desmond Cambridge Jr.	G	31:45	5-12	2-4	3-3	1	2	3	1	1	15	1	1	1	0	0	-12
10	Frankie Collins	G	31:45	5-13	0-2	6-8	2	4	6	3	7	16	1	1	3	1	1	-15
35	Devan Cambridge	G	28:09	3-9	2-3	0-0	0	5	5	3	0	8	0	0	1	0	1	-14
2	Austin Nunez		29:53	1-4	1-2	2-2	0	3	3	4	2	5	1	1	1	0	1	-7
5	Jamiya Neal		20:10	0-4	0-2	0-0	0	3	3	0	2	0	0	3	0	0	0	-11
1	Luther Muhammad		05:59	0-1	0-0	0-0	0	1	1	1	0	0	0	1	0	0	1	-5
24	Duke Brennan		04:16	1-2	0-0	0-0	1	2	3	2	0	2	1	2	0	1	0	4
Team							2	0	2			0		1				
Totals				19-56	5-15	15-19	7	26	33	19	15	58	9	12	6	5	6	-17

Technical Fouls::NONE

Shooting By Period		
1st	FG%	10-28 35.7%
	3PT%	3-7 42.9%
	FT%	1-2 50%
2nd	FG%	9-28 32.1%
	3PT%	2-8 25.0%
	FT%	14-17 82.4%
GM	FG%	19-56 33.9%
	3PT%	5-15 33.3%
	FT%	15-19 78.9%

Dead Ball Rebounds: 3, 0

Washington St. - 75 — **Record: 10-13 (5-7)**

NO.	Name		Min	FG M-A	3P M-A	FT M-A	Rebounds OR	DR	TOT	Fouls PF	FD	TP	AS	TO	ST	Blocks BS	BA	+/-
11	DJ Rodman	F	24:14	1-7	0-2	1-1	3	3	6	0	3	3	2	0	0	0	1	2
23	Andrej Jakimovski	F	31:06	7-14	5-10	3-4	4	3	7	3	3	22	3	0	0	0	1	22
35	Mouhamed Gueye	F	36:15	3-11	1-2	4-6	7	8	15	1	7	11	3	4	1	2	1	14
5	TJ Bamba	G	27:20	2-11	1-7	3-3	0	3	3	2	3	8	0	1	1	0	0	13
24	Justin Powell	G	33:51	7-14	6-11	0-0	0	3	3	2	1	20	0	1	0	1	1	5
31	Kymany Houinsou		21:54	3-6	0-0	2-4	1	3	4	2	2	8	2	3	1	1	1	9
3	Jabe Mullins		14:08	1-2	1-2	0-0	0	3	3	1	0	3	1	1	0	0	0	11
15	Adrame Diongue		03:45	0-0	0-0	0-0	0	0	0	1	0	0	0	1	1	2	0	3
22	Dylan Darling		07:27	0-0	0-0	0-0	0	1	1	3	0	0	0	1	0	0	0	6
Team							1	4	5			0		0				
Totals				24-65	14-34	13-18	16	31	47	15	19	75	11	12	4	6	5	17

Technical Fouls::NONE

Shooting By Period		
1st	FG%	13-34 38.2%
	3PT%	8-20 40.0%
	FT%	2-3 66.7%
2nd	FG%	11-31 35.5%
	3PT%	6-14 42.9%
	FT%	11-15 73.3%
GM	FG%	24-65 36.9%
	3PT%	14-34 41.2%
	FT%	13-18 72.2%

Dead Ball Rebounds: 4, 0

	ASU	WSU
Biggest lead	4 (1st 16:35)	17 (2nd 0:05)
Best Scoring Run	5(2nd 18:48)	9(1st 7:10)
Lead Changes	3	
Times Tied	0	
Time with Lead	07:08	30:19

Points from	ASU	WSU
Turnovers	5	8
Paint	20	18
Second Chance	0	10
Fast Breaks	2	4
Bench	7	11

Period by Period Scoring	1st	2nd	TOT
ASU	24	34	58
WSU	36	39	75

Official Basketball Box Score - Final
Arizona at Washington St.
01/26/23 Beasley Coliseum, Pullman, Wash.
2022-23 Men's Basketball

Game Time: 8:00 PM
Game Duration: 1:58
Attendance: 5,225

Officials: Mike Reed, Deron White, Tom Spitznagel

Arizona - 63 — **Record: 18-3 (7-3)**

NO.	Name		Min	FG M-A	3P M-A	FT M-A	Rebounds OR	DR	TOT	Fouls PF	FD	TP	AS	TO	ST	Blocks BS	BA	+/-
10	Azuolas Tubelis	F	32:23	9-16	0-0	0-2	1	11	12	2	3	18	1	2	1	1	3	6
45	Cedric Henderson Jr.	F	32:34	1-6	1-4	2-2	1	2	3	2	2	5	1	2	1	1	1	13
11	Oumar Ballo	C	24:02	0-3	0-0	1-2	2	7	9	1	2	1	3	2	2	2	1	1
0	Courtney Ramey	G	23:40	2-9	1-5	0-0	0	1	1	3	1	5	3	0	1	1	1	-1
25	Kerr Kriisa	G	34:41	5-11	5-10	0-0	0	5	5	2	3	15	2	4	0	0	0	9
3	Pelle Larsson		32:30	5-8	0-1	0-0	1	4	5	4	1	10	3	2	1	0	0	1
4	Kylan Boswell		20:10	4-5	1-2	0-0	0	2	2	3	0	9	0	3	3	0	0	-4
Team							0	1	1			0		1				
Totals				26-58	8-22	3-6	5	33	38	17	12	63	13	16	9	5	6	5

Technical Fouls::NONE

Shooting By Period		
1st	FG%	14-28 50.0%
	3PT%	5-12 41.7%
	FT%	3-6 50%
2nd	FG%	12-30 40.0%
	3PT%	3-10 30.0%
	FT%	0-0 0%
GM	FG%	26-58 44.8%
	3PT%	8-22 36.4%
	FT%	3-6 50.0%

Dead Ball Rebounds: 2, 0

Washington St. - 58 — **Record: 9-13 (4-7)**

NO.	Name		Min	FG M-A	3P M-A	FT M-A	Rebounds OR	DR	TOT	Fouls PF	FD	TP	AS	TO	ST	Blocks BS	BA	+/-
11	DJ Rodman	F	30:51	1-1	1-1	6-6	0	3	3	1	3	9	0	1	2	0	0	-5
23	Andrej Jakimovski	F	29:28	3-9	1-5	0-0	0	3	3	2	2	7	0	0	2	1	1	6
35	Mouhamed Gueye	F	35:07	6-19	0-2	3-3	6	4	10	1	4	15	2	4	1	2	3	-8
5	TJ Bamba	G	22:35	2-7	1-3	4-6	0	3	3	3	3	9	0	5	0	0	0	-3
24	Justin Powell	G	35:20	6-11	1-2	2-2	1	8	9	2	2	15	3	1	1	0	1	-1
3	Jabe Mullins		13:35	0-4	0-3	0-0	0	0	0	0	0	0	1	1	2	0	0	-5
31	Kymany Houinsou		04:34	1-1	0-0	0-0	0	0	0	0	0	2	0	1	0	0	0	-8
15	Adrame Diongue		08:42	0-2	0-0	0-0	0	1	1	1	0	0	1	1	1	3	0	-3
22	Dylan Darling		19:48	0-4	0-1	1-2	0	3	3	2	3	1	0	0	1	0	0	2
Team							1	3	4			0		0				
Totals				19-58	4-17	16-19	8	28	36	12	17	58	7	14	10	6	5	-5

Technical Fouls::NONE

Shooting By Period		
1st	FG%	10-29 34.5%
	3PT%	1-9 11.1%
	FT%	11-11 100%
2nd	FG%	9-29 31.0%
	3PT%	3-8 37.5%
	FT%	5-8 62.5%
GM	FG%	19-58 32.8%
	3PT%	4-17 23.5%
	FT%	16-19 84.2%

Dead Ball Rebounds: 1, 0

	UoA	WSU
Biggest lead	12 (1st 11:16)	0 (1st 20:00)
Best Scoring Run	6(1st 18:59)	6(2nd 19:41)
Lead Changes	0	
Times Tied	0	
Time with Lead	39:49	00:00

Points from	UoA	WSU
Turnovers	17	8
Paint	32	22
Second Chance	6	6
Fast Breaks	13	15
Bench	19	3

Period by Period Scoring	1st	2nd	TOT
UoA	36	27	63
WSU	32	26	58

Official Basketball Box Score - Final
Washington St. at USC
02/02/23 Galen Center, Los Angeles
2022-23 Men's Basketball

Game Time: 8:00 PM
Game Duration: 2:00
Attendance: 3,751

Officials: Tony Padilla, Larry Spaulding, Mike Littlewood

Washington St. - 70 — **Record: 10-14 (5-8)**

NO.	Name		Min	FG M-A	3P M-A	FT M-A	Rebounds OR	DR	TOT	Fouls PF	FD	TP	AS	TO	ST	Blocks BS	BA	+/-
23	Andrej Jakimovski	F	32:00	3-5	2-4	1-3	0	4	4	4	5	9	5	0	0	0	0	-7
35	Mouhamed Gueye	F	38:10	14-21	1-4	2-4	3	9	12	3	5	31	3	5	0	0	1	-9
3	Jabe Mullins	G	24:26	0-3	0-3	2-2	0	0	0	2	3	2	5	1	0	0	0	3
5	TJ Bamba	G	31:57	2-10	1-5	2-2	0	3	3	3	2	7	3	2	0	0	3	-12
24	Justin Powell	G	37:37	4-9	3-4	0-0	1	4	5	0	0	11	2	0	1	0	1	-11
31	Kymany Houinsou		14:09	2-6	0-1	0-0	0	0	0	2	1	4	0	1	0	0	2	-8
13	Carlos Rosario		19:51	2-5	1-2	1-2	2	2	4	5	2	6	1	0	0	0	0	-5
21	Jack Wilson		01:50	0-0	0-0	0-0	1	0	1	0	0	0	0	0	0	0	0	-1
Team							3	0	3			0		3				
Totals				27-59	8-23	8-13	10	22	32	19	18	70	19	12	1	0	7	-10

Technical Fouls: Houinsou 1st4:02

Shooting By Period		
1st	FG%	14-30 46.7%
	3PT%	3-10 30.0%
	FT%	4-7 57.1%
2nd	FG%	13-29 44.8%
	3PT%	5-13 38.5%
	FT%	4-6 66.7%
GM	FG%	27-59 45.8%
	3PT%	8-23 34.8%
	FT%	8-13 61.5%

Dead Ball Rebounds: 5, 2

USC - 80 — **Record: 16-6 (8-3)**

NO.	Name		Min	FG M-A	3P M-A	FT M-A	Rebounds OR	DR	TOT	Fouls PF	FD	TP	AS	TO	ST	Blocks BS	BA	+/-
24	Joshua Morgan	F	05:08	2-2	0-0	1-1	0	0	0	0	1	5	0	0	0	0	0	-4
0	Kobe Johnson	G	29:33	1-1	1-1	0-1	0	6	6	1	1	3	3	0	1	0	0	8
5	Boogie Ellis	G	36:39	6-15	5-9	6-8	0	5	5	2	4	23	4	1	1	0	0	10
13	Drew Peterson	G	37:10	8-13	3-6	1-2	1	5	6	3	2	20	4	0	1	2	0	7
22	Tre White	G	29:36	6-9	0-1	2-4	0	2	2	2	3	14	1	0	0	0	0	7
2	Reese Dixon-Waters		27:28	2-7	0-2	4-4	0	2	2	3	2	8	2	4	2	1	0	10
3	Vincent Iwuchukwu		22:22	2-3	0-0	1-2	0	2	2	4	3	5	0	1	0	4	0	13
30	Harrison Hornery		03:52	0-0	0-0	0-0	0	0	0	1	0	0	0	0	0	0	0	2
33	Kijani Wright		06:17	0-1	0-0	2-2	1	0	1	3	1	2	0	1	0	0	0	-2
55	Iaroslav Niagu		01:55	0-1	0-0	0-0	0	0	0	0	1	0	0	0	0	0	0	-1
Team							1	0	1			0		0				
Totals				27-52	9-19	17-24	3	22	25	19	18	80	14	7	5	7	0	10

Technical Fouls: Dixon-Waters 1st4:02

Shooting By Period		
1st	FG%	16-31 51.6%
	3PT%	4-9 44.4%
	FT%	1-2 50%
2nd	FG%	11-21 52.4%
	3PT%	5-10 50.0%
	FT%	16-22 72.7%
GM	FG%	27-52 51.9%
	3PT%	9-19 47.4%
	FT%	17-24 70.8%

Dead Ball Rebounds: 5, 0

	WSU	USC
Biggest lead	13 (1st 9:34)	10 (2nd 0:25)
Best Scoring Run	10(1st 10:22)	11(1st 5:19)
Lead Changes	10	
Times Tied	6	
Time with Lead	16:37	19:56

Points from	WSU	USC
Turnovers	12	13
Paint	34	26
Second Chance	13	6
Fast Breaks	2	16
Bench	10	15

Period by Period Scoring	1st	2nd	TOT
WSU	35	35	70
USC	37	43	80

PREVIOUS **BOX SCORES**

Official Basketball Box Score - Final
Washington St. at UCLA
02/04/23 Pauley Pavilion, Los Angeles
2022-23 Men's Basketball

Game Time: 4:00 PM
Game Duration: 1:59
Attendance: 10,117

Officials: Gerry Pollard, Eric Curry, Glen Mayberry

Washington St. - 52 — **Record: 10-15 (5-9)**

NO.	Name		Min	FG M-A	3P M-A	FT M-A	Rebounds OR	DR	TOT	Fouls PF	FD	TP	AS	TO	ST	Blocks BS	BA	+/-
23	Andrej Jakimovski	F	29:47	2-6	1-4	0-0	3	3	6	1	1	5	2	1	0	1	0	-13
35	Mouhamed Gueye	F	30:50	3-13	0-1	0-2	3	1	4	3	3	6	2	1	0	0	1	-25
3	Jabe Mullins	G	29:18	1-7	1-6	2-2	0	4	4	1	4	5	2	1	0	0	1	-10
5	TJ Bamba	G	34:20	6-11	2-6	5-6	2	3	5	1	3	19	0	2	2	0	0	-22
24	Justin Powell	G	33:36	5-13	5-10	2-2	0	4	4	1	1	17	1	3	0	0	1	-26
31	Kymany Houinsou		17:35	0-2	0-0	0-2	1	3	4	1	2	0	4	2	1	1	0	-6
13	Carlos Rosario		16:22	0-2	0-0	0-0	0	2	2	1	0	0	0	2	0	1	0	-20
21	Jack Wilson		05:54	0-1	0-0	0-0	1	0	1	2	0	0	0	0	0	0	0	4
15	Adrame Diongue		01:07	0-0	0-0	0-0	0	0	0	0	0	0	0	1	0	0	0	-3
0	Ben Olesen		01:11	0-0	0-0	0-0	0	0	0	0	0	0	0	0	0	0	0	1
Team							1	1	2			0		2				
Totals				17-55	9-27	9-14	11	21	32	11	14	52	11	15	3	3	3	-24

Technical Fouls::NONE

Shooting By Period		
1st FG%	10-24	41.7%
3PT%	5-15	33.3%
FT%	1-2	50%
2nd FG%	7-31	22.6%
3PT%	4-12	33.3%
FT%	8-12	66.7%
GM FG%	17-55	30.9%
3PT%	9-27	33.3%
FT%	9-14	64.3%

Dead Ball Rebounds: 5, 0

UCLA - 76 — **Record: 19-4 (10-2)**

NO.	Name		Min	FG M-A	3P M-A	FT M-A	Rebounds OR	DR	TOT	Fouls PF	FD	TP	AS	TO	ST	Blocks BS	BA	+/-
3	Adem Bona	F	28:30	4-5	0-0	1-2	2	1	3	3	3	9	0	2	2	3	0	7
0	Jaylen Clark	G	35:41	5-15	2-4	0-0	1	3	4	2	1	12	1	1	2	0	1	25
5	Amari Bailey	G	19:39	4-7	2-4	0-0	1	3	4	3	1	10	1	3	1	0	0	7
10	Tyger Campbell	G	29:56	2-8	0-4	0-1	0	3	3	1	1	4	9	2	0	0	0	11
24	Jaime Jaquez Jr.	G	32:53	9-17	3-5	3-4	5	10	15	1	2	24	2	1	1	0	1	13
14	Kenneth Nwuba		08:55	1-1	0-0	0-0	1	0	1	2	0	2	0	0	0	0	0	15
34	David Singleton		23:10	2-4	2-4	2-2	0	3	3	1	2	8	2	0	3	0	0	30
2	Dylan Andrews		13:44	2-4	0-1	0-0	0	3	3	1	0	4	3	1	0	0	1	12
1	Abramo Canka		02:35	0-0	0-0	0-0	1	0	1	0	0	0	0	0	0	0	0	0
12	Mac Etienne		02:35	1-1	0-0	1-2	1	1	2	0	1	3	0	0	0	0	0	2
20	Logan Cremonesi		01:11	0-0	0-0	0-0	0	0	0	0	0	0	0	0	0	0	0	-1
43	Russell Stong		01:11	0-0	0-0	0-0	0	0	0	0	0	0	0	0	0	0	0	-1
Team							1	0	1			0		0				
Totals				30-62	9-22	7-11	13	27	40	14	11	76	18	10	9	3	3	24

Technical Fouls::NONE

Shooting By Period		
1st FG%	15-30	50.0%
3PT%	5-13	38.5%
FT%	0-1	0%
2nd FG%	15-32	46.9%
3PT%	4-9	44.4%
FT%	7-10	70%
GM FG%	30-62	48.4%
3PT%	9-22	40.9%
FT%	7-11	63.6%

Dead Ball Rebounds: 2, 0

	WSU	UCLA
Biggest lead	4 (1st 18:01)	25 (2nd 1:11)
Best Scoring Run	6(1st 18:01)	13(2nd 9:06)
Lead Changes	2	
Times Tied	1	
Time with Lead	04:59	33:07

Points from	WSU	UCLA
Turnovers	7	19
Paint	12	36
Second Chance	15	16
Fast Breaks	4	8
Bench	0	17

Period by Period Scoring	1st	2nd	TOT
WSU	26	26	52
UCLA	35	41	76

Official Basketball Box Score - Final
Oregon St. at Washington St.
02/16/23 Beasley Coliseum, Pullman, Wash.
2022-23 Men's Basketball

Game Time: 8:00 PM
Game Duration: 1:44
Attendance: 2,961

Officials: Michael Greenstein, Glen Mayberry, Mike Littlewood

Oregon St. - 62 — **Record: 10-17 (4-12)**

NO.	Name		Min	FG M-A	3P M-A	FT M-A	Rebounds OR	DR	TOT	Fouls PF	FD	TP	AS	TO	ST	Blocks BS	BA	+/-
11	Dzmitry Ryuny	F	16:43	2-4	1-3	0-0	0	2	2	0	0	5	0	1	0	0	0	-26
35	Glenn Taylor Jr.	F	25:04	3-5	0-2	2-2	1	0	1	3	1	8	1	2	0	0	0	-21
24	KC Ibekwe	C	02:21	0-1	0-0	0-0	0	0	0	1	0	0	0	2	0	0	0	-11
0	Jordan Pope	G	34:27	4-9	1-4	0-0	1	2	3	2	2	9	3	3	0	0	0	-24
1	Christian Wright	G	23:39	2-3	1-1	0-0	0	4	4	2	0	5	1	1	1	0	0	-14
34	Rodrigue Andela		09:49	1-4	0-0	0-0	1	0	1	1	0	2	0	0	0	0	0	-10
4	Dexter Akanno		16:10	1-3	0-2	0-0	0	1	1	2	0	2	0	1	0	1	0	3
10	Tyler Bilodeau		25:32	7-11	0-1	4-5	0	5	5	4	5	18	0	1	0	0	1	6
12	Michael Rataj		20:52	4-8	2-3	1-1	1	5	6	0	3	11	1	1	2	0	2	4
14	Jayden Stevens		17:19	1-2	0-1	0-0	0	1	1	1	0	2	1	1	1	0	0	5
2	Nick Krass		08:04	0-2	0-2	0-1	1	1	2	1	2	0	0	1	0	0	1	-2
Team							1	1	2			0		0				
Totals				25-52	5-19	7-9	6	22	28	17	13	62	7	14	4	1	4	-18

Technical Fouls::NONE

Shooting By Period		
1st FG%	12-23	52.2%
3PT%	2-6	33.3%
FT%	4-5	80%
2nd FG%	13-29	44.8%
3PT%	3-13	23.1%
FT%	3-4	75%
GM FG%	25-52	48.1%
3PT%	5-19	26.3%
FT%	7-9	77.8%

Dead Ball Rebounds: 1, 0

Washington St. - 80 — **Record: 12-15 (7-9)**

NO.	Name		Min	FG M-A	3P M-A	FT M-A	Rebounds OR	DR	TOT	Fouls PF	FD	TP	AS	TO	ST	Blocks BS	BA	+/-
11	DJ Rodman	F	35:01	7-12	4-7	0-1	1	3	4	2	4	18	1	2	0	0	0	20
23	Andrej Jakimovski	F	36:38	4-9	4-8	1-2	0	8	8	1	1	13	1	3	1	1	0	21
35	Mouhamed Gueye	F	29:45	9-9	1-1	2-4	0	0	0	3	3	21	4	2	2	1	0	20
5	TJ Bamba	G	29:34	4-9	2-2	4-4	0	1	1	3	4	14	2	3	1	0	1	15
24	Justin Powell	G	31:42	3-4	2-3	0-0	0	5	5	1	1	8	4	0	0	0	0	19
3	Jabe Mullins		15:14	1-2	1-2	0-0	0	1	1	0	0	3	1	0	0	0	0	-4
31	Kymany Houinsou		10:43	0-1	0-0	0-0	1	1	2	0	0	0	1	0	1	1	0	4
22	Dylan Darling		08:05	1-2	0-0	1-1	0	1	1	3	3	3	1	1	1	1	0	-2
21	Jack Wilson		01:38	0-0	0-0	0-0	0	0	0	0	0	0	0	0	0	0	0	-1
13	Carlos Rosario		01:10	0-1	0-1	0-1	0	0	0	0	1	0	0	0	0	0	0	-2
0	Ben Olesen		00:30	0-0	0-0	0-0	0	1	1	0	0	0	0	0	0	0	0	0
Team							0	1	1			0		0				
Totals				29-49	14-24	8-13	2	22	24	13	17	80	15	11	6	4	1	18

Technical Fouls::NONE

Shooting By Period		
1st FG%	16-25	64.0%
3PT%	9-13	69.2%
FT%	3-4	75%
2nd FG%	13-24	54.2%
3PT%	5-11	45.5%
FT%	5-9	55.6%
GM FG%	29-49	59.2%
3PT%	14-24	58.3%
FT%	8-13	61.5%

Dead Ball Rebounds: 1, 0

	OSU	WSU
Biggest lead	0 (1st 20:00)	22 (2nd 7:42)
Best Scoring Run	7(2nd 5:09)	11(1st 17:42)
Lead Changes	0	
Times Tied	0	
Time with Lead	00:00	39:44

Points from	OSU	WSU
Turnovers	7	12
Paint	34	26
Second Chance	6	5
Fast Breaks	8	9
Bench	35	6

Period by Period Scoring	1st	2nd	TOT
OSU	30	32	62
WSU	44	36	80

Official Basketball Box Score - Final
Washington at Washington St.
02/11/23 Beasley Coliseum, Pullman, Wash.
2022-23 Men's Basketball

Game Time: 7:30 PM
Game Duration: 2:04
Attendance: 5,647

Officials: David Hall, Casey McClellan, Tom Nally

Washington - 51 — **Record: 13-13 (5-10)**

NO.	Name		Min	FG M-A	3P M-A	FT M-A	Rebounds OR	DR	TOT	Fouls PF	FD	TP	AS	TO	ST	Blocks BS	BA	+/-
1	Keion Brooks Jr.	F	31:59	4-16	0-3	0-0	2	6	8	4	1	8	1	3	0	0	0	-9
34	Braxton Meah	C	32:43	4-7	0-0	3-4	2	8	10	4	6	11	0	1	0	0	0	2
4	PJ Fuller II	G	27:05	0-2	0-1	0-2	0	2	2	4	2	0	2	1	1	0	0	1
22	Cole Bajema	G	16:41	1-6	0-3	0-0	1	1	2	1	0	2	1	0	0	0	0	-4
45	Keyon Menifield	G	23:38	1-8	0-2	2-3	2	1	3	1	3	4	2	0	1	0	0	-2
24	Noah Williams		31:23	4-8	2-4	2-3	0	4	4	1	4	12	0	1	1	0	1	1
5	Jamal Bey		27:43	3-7	1-4	2-2	2	2	4	2	2	9	2	1	1	0	0	-3
0	Koren Johnson		08:48	2-2	1-1	0-0	0	0	0	0	0	5	0	2	0	0	0	-11
Team							0	2	2			0		1				
Totals				19-56	4-18	9-14	9	26	35	17	18	51	8	10	4	0	1	-5

Technical Fouls::NONE

Shooting By Period		
1st FG%	8-27	29.6%
3PT%	3-11	27.3%
FT%	3-4	75%
2nd FG%	11-29	37.9%
3PT%	1-7	14.3%
FT%	6-10	60%
GM FG%	19-56	33.9%
3PT%	4-18	22.2%
FT%	9-14	64.3%

Dead Ball Rebounds: 3, 1

Washington St. - 56 — **Record: 11-15 (6-9)**

NO.	Name		Min	FG M-A	3P M-A	FT M-A	Rebounds OR	DR	TOT	Fouls PF	FD	TP	AS	TO	ST	Blocks BS	BA	+/-
11	DJ Rodman	F	34:33	1-8	0-3	2-2	7	2	9	3	4	4	3	0	0	0	0	2
23	Andrej Jakimovski	F	22:26	1-6	1-5	0-1	2	3	5	3	1	3	0	1	0	0	0	10
35	Mouhamed Gueye	F	39:57	6-14	1-3	4-7	5	10	15	1	5	17	0	2	2	0	0	7
5	TJ Bamba	G	38:42	5-14	2-5	8-10	2	5	7	3	6	20	2	1	1	0	0	8
24	Justin Powell	G	36:10	2-11	2-10	0-0	0	3	3	5	0	6	4	0	1	0	0	10
3	Jabe Mullins		23:53	2-5	2-4	0-1	0	3	3	0	1	6	3	2	1	0	0	-1
31	Kymany Houinsou		03:11	0-0	0-0	0-0	0	0	0	0	0	0	0	0	0	0	0	-8
15	Adrame Diongue		01:08	0-0	0-0	0-0	0	0	0	3	0	0	0	0	0	0	0	-3
Team							1	4	5			0		2				
Totals				17-58	8-30	14-21	17	30	47	18	17	56	12	8	5	1	0	5

Technical Fouls::NONE

Shooting By Period		
1st FG%	11-28	39.3%
3PT%	4-15	26.7%
FT%	5-7	71.4%
2nd FG%	6-30	20.0%
3PT%	4-15	26.7%
FT%	9-14	64.3%
GM FG%	17-58	29.3%
3PT%	8-30	26.7%
FT%	14-21	66.7%

Dead Ball Rebounds: 4, 0

	WASH	WSU
Biggest lead	1 (1st 9:59)	12 (2nd 18:19)
Best Scoring Run	8(1st 9:59)	11(1st 0:39)
Lead Changes	2	
Times Tied	1	
Time with Lead	01:29	37:34

Points from	WASH	WSU
Turnovers	10	17
Paint	24	10
Second Chance	8	18
Fast Breaks	8	9
Bench	26	6

Period by Period Scoring	1st	2nd	TOT
WASH	22	29	51
WSU	31	25	56

Official Basketball Box Score - Final
Oregon at Washington St.
02/19/23 Beasley Coliseum, Pullman, Wash.
2022-23 Men's Basketball

Game Time: 4:00 PM
Game Duration: 1:56
Attendance: 4,467

Officials: Tony Padilla, David Hall, Michael Irving

Oregon - 65 — **Record: 15-13 (9-8)**

NO.	Name		Min	FG M-A	3P M-A	FT M-A	Rebounds OR	DR	TOT	Fouls PF	FD	TP	AS	TO	ST	Blocks BS	BA	+/-
1	N'Faly Dante	C	31:07	4-7	0-0	2-2	5	6	11	2	2	10	1	2	1	1	0	-2
32	Nate Bittle	C	21:44	1-5	1-3	0-0	0	7	7	2	2	3	1	0	0	0	0	-1
0	Will Richardson	G	32:35	3-4	2-2	0-0	0	4	4	2	0	8	2	3	1	0	0	-5
5	Jermaine Couisnard	G	29:02	5-14	1-6	1-2	1	2	3	1	1	12	2	4	1	0	1	-8
11	Rivaldo Soares	G	26:52	4-7	0-2	1-1	1	1	2	2	2	9	2	1	0	0	0	2
3	Keeshawn Barthelemy		22:23	7-10	2-2	1-2	0	2	2	1	3	17	0	1	1	0	0	-1
4	Brennan Rigsby		09:08	1-1	0-0	0-0	0	2	2	1	0	2	0	1	1	0	0	3
10	Kel'el Ware		01:25	0-0	0-0	0-0	0	1	1	1	0	0	0	0	0	0	0	-4
13	Quincy Guerrier		22:26	2-7	0-3	0-0	1	3	4	0	1	4	0	0	0	0	0	0
15	Lok Wur		03:18	0-0	0-0	0-0	0	1	1	0	0	0	0	0	0	0	0	1
Team							0	1	1			0		0				
Totals				27-55	6-18	5-7	8	30	38	12	11	65	8	12	5	1	1	-3

Technical Fouls::NONE

Shooting By Period		
1st FG%	12-26	46.2%
3PT%	3-9	33.3%
FT%	3-3	100%
2nd FG%	15-29	51.7%
3PT%	3-9	33.3%
FT%	2-4	50%
GM FG%	27-55	49.1%
3PT%	6-18	33.3%
FT%	5-7	71.4%

Dead Ball Rebounds: 2, 0

Washington St. - 68 — **Record: 13-15 (8-9)**

NO.	Name		Min	FG M-A	3P M-A	FT M-A	Rebounds OR	DR	TOT	Fouls PF	FD	TP	AS	TO	ST	Blocks BS	BA	+/-
11	DJ Rodman	F	35:56	3-7	3-5	0-0	1	2	3	1	1	9	0	1	0	0	0	2
23	Andrej Jakimovski	F	34:06	4-13	2-7	0-0	2	3	5	1	1	10	0	1	0	0	0	1
35	Mouhamed Gueye	F	38:59	8-15	0-0	2-3	6	6	12	2	4	18	1	1	1	0	1	1
5	TJ Bamba	G	33:52	5-17	1-6	0-0	0	4	4	4	1	11	2	1	2	1	0	5
24	Justin Powell	G	30:30	4-6	2-2	1-2	0	4	4	1	1	11	3	1	0	0	0	1
3	Jabe Mullins		21:11	3-5	1-3	1-2	0	1	1	1	3	8	4	0	3	0	0	6
21	Jack Wilson		01:01	0-0	0-0	0-0	0	0	0	1	0	0	0	0	0	0	0	2
31	Kymany Houinsou		04:25	0-0	0-0	1-2	0	0	0	0	1	1	0	0	0	0	0	-3
Team							0	0	0			0		1				
Totals				27-63	9-23	5-9	9	20	29	11	12	68	10	6	6	1	1	3

Technical Fouls::NONE

Shooting By Period		
1st FG%	10-34	29.4%
3PT%	2-11	18.2%
FT%	5-9	55.6%
2nd FG%	17-29	58.6%
3PT%	7-12	58.3%
FT%	0-0	0%
GM FG%	27-63	42.9%
3PT%	9-23	39.1%
FT%	5-9	55.6%

Dead Ball Rebounds: 1, 0

	ORE	WSU
Biggest lead	5 (1st 16:20)	10 (2nd 9:27)
Best Scoring Run	7(2nd 8:00)	10(1st 12:01)
Lead Changes	13	
Times Tied	5	
Time with Lead	15:14	20:43

Points from	ORE	WSU
Turnovers	5	8
Paint	40	34
Second Chance	11	8
Fast Breaks	13	5
Bench	23	9

Period by Period Scoring	1st	2nd	TOT
ORE	30	35	65
WSU	27	41	68

PREVIOUS **BOX SCORES**

Official Basketball Box Score - Final
Washington St. at Stanford
02/23/23 Maples Pavilion, Stanford
2022-23 Men's Basketball

Game Time: 8:00 PM
Game Duration: 2:00
Attendance: 2,530

Officials: John Higgins, Larry Scirotto, D.G. Nelson

Washington St. - 67 **Record: 14-15 (9-9)**

NO.	Name		Min	FG M-A	3P M-A	FT M-A	Rebounds OR	DR	TOT	Fouls PF	FD	TP	AS	TO	ST	Blocks BS	BA	+/-
11	DJ Rodman	F	31:22	1-3	0-2	2-2	0	3	3	4	3	4	1	0	2	0	0	-1
23	Andrej Jakimovski	F	36:01	3-6	3-5	2-4	0	2	2	3	2	11	0	3	0	0	0	3
35	Mouhamed Gueye	F	39:08	6-8	1-1	2-4	5	10	15	2	6	15	2	3	1	1	0	2
5	TJ Bamba	G	32:23	9-14	4-5	0-0	0	1	1	3	0	22	1	0	1	0	0	6
24	Justin Powell	G	34:33	3-11	3-7	0-0	1	2	3	0	0	9	5	0	1	0	0	3
3	Jabe Mullins		14:21	1-3	1-3	0-0	1	0	1	0	0	3	2	2	0	0	0	-3
21	Jack Wilson		00:52	0-0	0-0	0-0	0	0	0	1	0	0	0	1	0	0	0	2
22	Dylan Darling		08:37	0-2	0-2	0-0	1	1	2	1	1	0	1	0	0	1	0	8
31	Kymany Houinsou		02:43	1-1	0-0	1-2	0	0	0	0	1	3	0	1	0	0	0	0
Team							1	3	4			0		2				
Totals				24-48	12-25	7-12	9	22	31	14	13	67	12	12	5	2	0	4

Shooting By Period		
1st FG%	11-20	55.0%
3PT%	5-10	50.0%
FT%	3-6	50%
2nd FG%	13-28	46.4%
3PT%	7-15	46.7%
FT%	4-6	66.7%
GM FG%	24-48	50.0%
3PT%	12-25	48.0%
FT%	7-12	58.3%

Dead Ball Rebounds: 2, 0

Technical Fouls: Rodman 2nd 12:27

Stanford - 63 **Record: 11-17 (5-12)**

NO.	Name		Min	FG M-A	3P M-A	FT M-A	Rebounds OR	DR	TOT	Fouls PF	FD	TP	AS	TO	ST	Blocks BS	BA	+/-
14	Spencer Jones	F	26:37	3-10	0-2	1-1	1	0	1	4	2	7	1	1	2	0	1	-2
23	Brandon Angel	F	29:54	6-8	4-5	1-2	2	4	6	3	2	17	2	2	0	0	0	-4
42	Maxime Raynaud	F	33:09	5-9	0-0	0-0	3	4	7	1	0	10	1	1	0	0	0	-5
55	Harrison Ingram	F	34:16	6-16	3-9	0-0	2	2	4	1	2	15	5	2	3	0	1	4
5	Michael O'Connell	G	33:33	2-7	0-1	0-0	1	0	1	2	1	4	5	0	0	0	0	-1
10	Max Murrell		06:44	0-1	0-1	0-0	0	1	1	0	0	0	0	0	0	0	0	-1
1	Isa Silva		04:15	0-1	0-0	0-0	0	0	0	1	1	0	0	1	0	0	0	-2
13	Michael Jones		22:29	2-3	1-2	5-6	0	2	2	1	4	10	0	1	0	0	0	-9
22	James Keefe		06:51	0-1	0-0	0-0	0	3	3	0	1	0	1	1	0	0	0	1
15	Benny Gealer		02:12	0-0	0-0	0-0	0	1	1	0	0	0	0	0	0	0	0	-1
Team							1	0	1			0		0				
Totals				24-56	8-20	7-9	10	17	27	13	13	63	15	9	5	0	2	-4

Shooting By Period		
1st FG%	12-26	46.2%
3PT%	4-11	36.4%
FT%	0-0	0%
2nd FG%	12-30	40.0%
3PT%	4-9	44.4%
FT%	7-9	77.8%
GM FG%	24-56	42.9%
3PT%	8-20	40.0%
FT%	7-9	77.8%

Dead Ball Rebounds: 2, 1

Technical Fouls::NONE

	WSU	STAN
Biggest lead	8 (2nd 17:06)	4 (1st 18:51)
Best Scoring Run	10(1st 6:27)	6(2nd 15:10)
Lead Changes	5	
Times Tied	5	
Time with Lead	24:33	11:51

Points from	WSU	STAN
Turnovers	10	5
Paint	22	28
Second Chance	10	6
Fast Breaks	0	4
Bench	6	10

Period by Period Scoring	1st	2nd	TOT
WSU	30	37	67
STAN	28	35	63

Official Basketball Box Score - Final
Washington St. at Washington
03/02/23 Alaska Airlines Arena, Seattle, Wash.
2022-23 Men's Basketball

Game Time: 8:00 PM
Game Duration: 1:54
Attendance: 9,268

Officials: Deron White, Glen Mayberry, Tommy Nunez

Washington St. - 93 **Record: 16-15 (11-9)**

NO.	Name		Min	FG M-A	3P M-A	FT M-A	Rebounds OR	DR	TOT	Fouls PF	FD	TP	AS	TO	ST	Blocks BS	BA	+/-
11	DJ Rodman	F	39:13	6-9	2-4	2-3	6	1	7	2	3	16	5	1	0	0	0	9
23	Andrej Jakimovski	F	31:54	3-10	3-10	3-4	6	11	17	4	3	12	2	5	1	1	0	13
35	Mouhamed Gueye	F	33:20	7-11	0-0	1-2	4	6	10	3	3	15	3	2	1	1	0	17
5	TJ Bamba	G	35:29	13-20	3-5	7-7	1	1	2	3	8	36	2	1	1	1	1	19
24	Justin Powell	G	36:06	4-11	3-7	0-0	0	0	0	2	0	11	4	0	1	0	0	11
3	Jabe Mullins		11:12	1-4	1-3	0-1	0	1	1	0	1	3	0	0	0	0	0	-10
21	Jack Wilson		04:39	0-1	0-0	0-0	0	0	0	1	0	0	0	0	0	0	0	-1
31	Kymany Houinsou		03:44	0-1	0-0	0-0	0	0	0	0	0	0	0	0	0	0	0	-8
22	Dylan Darling		04:23	0-0	0-0	0-0	0	1	1	0	0	0	0	0	1	0	0	-5
Team							1	1	2			0		1				
Totals				34-67	12-29	13-17	18	22	40	15	18	93	16	10	5	3	1	9

Shooting By Period		
1st FG%	16-36	44.4%
3PT%	7-18	38.9%
FT%	3-6	50%
2nd FG%	18-31	58.1%
3PT%	5-11	45.5%
FT%	10-11	90.9%
GM FG%	34-67	50.7%
3PT%	12-29	41.4%
FT%	13-17	76.5%

Dead Ball Rebounds: 2, 0

Technical Fouls::NONE

Washington - 84 **Record: 16-15 (8-12)**

NO.	Name		Min	FG M-A	3P M-A	FT M-A	Rebounds OR	DR	TOT	Fouls PF	FD	TP	AS	TO	ST	Blocks BS	BA	+/-
1	Keion Brooks Jr.	F	38:01	7-13	0-1	8-9	1	4	5	3	7	22	2	5	0	0	0	-11
34	Braxton Meah	C	35:14	5-6	0-0	0-1	3	3	6	3	1	10	0	1	2	1	0	-16
5	Jamal Bey	G	27:39	6-8	3-3	2-3	1	3	4	3	3	17	2	1	1	0	0	-17
22	Cole Bajema	G	27:19	3-9	3-6	0-0	2	3	5	3	1	9	1	1	0	0	1	-7
23	Keyon Menifield	G	38:58	5-12	1-4	0-0	2	0	2	1	0	11	5	1	2	0	2	-7
0	Koren Johnson		29:58	5-12	2-5	1-3	0	3	3	5	3	13	4	0	2	0	0	9
13	Langston Wilson		01:12	1-3	0-0	0-0	3	0	3	0	0	2	1	0	0	0	0	2
14	Kyle Luttinen		01:12	0-1	0-1	0-0	0	0	0	0	0	0	0	0	0	0	0	2
30	Anthony Iglesia		00:27	0-0	0-0	0-0	0	0	0	0	0	0	0	0	0	0	0	2
33	Sam Slutske		00:00	0-0	0-0	0-0	0	0	0	0	0	0	0	0	0	0	0	-2
Team							1	0	1			0		0				
Totals				32-64	9-20	11-16	13	16	29	18	15	84	15	9	7	1	3	-9

Shooting By Period		
1st FG%	13-31	41.9%
3PT%	5-11	45.5%
FT%	6-7	85.7%
2nd FG%	19-33	57.6%
3PT%	4-9	44.4%
FT%	5-9	55.6%
GM FG%	32-64	50.0%
3PT%	9-20	45.0%
FT%	11-16	68.8%

Dead Ball Rebounds: 2, 1

Technical Fouls::NONE

	WSU	UW
Biggest lead	16 (1st 13:56)	0 (1st 20:00)
Best Scoring Run	14(1st 13:56)	7(1st 12:12)
Lead Changes	0	
Times Tied	0	
Time with Lead	38:50	00:00

Points from	WSU	UW
Turnovers	13	8
Paint	42	34
Second Chance	29	21
Fast Breaks	18	12
Bench	3	15

Period by Period Scoring	1st	2nd	TOT
WSU	42	51	93
UW	37	47	84

Official Basketball Box Score - Final
Washington St. at California
02/25/23 Haas Pavilion, Berkeley
California vs. Washington State

Game Time: 2:00 PM
Game Duration: 1:58
Attendance: 1,725

Officials: Eric Curry, Kevin Brill, Mike Littlewood

Washington St. - 63 **Record: 15-15 (10-9)**

NO.	Name		Min	FG M-A	3P M-A	FT M-A	Rebounds OR	DR	TOT	Fouls PF	FD	TP	AS	TO	ST	Blocks BS	BA	+/-
11	DJ Rodman	F	30:15	0-4	0-2	3-4	1	9	10	3	2	3	0	0	0	0	0	1
23	Andrej Jakimovski	F	21:29	0-5	0-4	0-0	0	3	3	1	0	0	0	0	0	1	0	3
35	Mouhamed Gueye	F	31:30	5-12	1-1	9-9	3	7	10	4	6	20	3	0	1	0	2	10
5	TJ Bamba	G	35:04	6-12	2-6	5-7	0	2	2	3	7	19	0	5	0	1	1	5
24	Justin Powell	G	36:14	3-10	2-8	1-2	0	4	4	0	1	9	1	0	0	0	0	6
3	Jabe Mullins		21:17	2-7	1-4	2-2	1	2	3	2	1	7	1	1	0	0	0	10
22	Dylan Darling		10:43	0-0	0-0	0-0	0	1	1	3	0	0	0	0	0	0	0	-3
21	Jack Wilson		03:03	1-1	0-0	0-0	0	0	0	1	0	2	1	0	0	0	0	0
31	Kymany Houinsou		10:25	1-3	0-0	1-2	1	1	2	2	1	3	1	0	1	0	1	-2
Team							2	2	4			0		0				
Totals				18-54	6-25	21-26	8	31	39	19	18	63	7	6	2	2	4	6

Shooting By Period		
1st FG%	9-32	28.1%
3PT%	4-15	26.7%
FT%	7-7	100%
2nd FG%	9-22	40.9%
3PT%	2-10	20.0%
FT%	14-19	73.7%
GM FG%	18-54	33.3%
3PT%	6-25	24.0%
FT%	21-26	80.8%

Dead Ball Rebounds: 3, 1

Technical Fouls: Bamba 2nd 7:36

California - 57 **Record: 3-26 (2-16)**

NO.	Name		Min	FG M-A	3P M-A	FT M-A	Rebounds OR	DR	TOT	Fouls PF	FD	TP	AS	TO	ST	Blocks BS	BA	+/-
13	Kuany Kuany	F	32:25	3-14	1-5	4-5	2	7	9	5	6	11	1	0	1	0	0	-1
14	Grant Newell	F	32:22	3-9	0-1	0-1	0	3	3	1	1	6	1	0	2	0	1	-2
22	ND Okafor	F	18:24	2-6	0-0	1-2	0	0	0	5	1	5	0	0	0	2	0	-9
24	Sam Alajiki	F	26:35	1-2	1-2	0-0	0	2	2	0	2	3	0	2	0	1	0	-5
1	Joel Brown	G	38:21	5-10	0-3	3-4	1	6	7	2	3	13	9	3	1	1	1	-2
2	Monty Bowser		27:00	3-8	3-7	1-1	0	3	3	2	2	10	1	0	0	0	0	-7
23	Obinna Anyanwu		16:59	2-2	0-0	5-5	0	1	1	0	4	9	0	0	0	0	0	4
0	Marsalis Roberson		07:18	0-0	0-0	0-0	0	3	3	3	0	0	0	0	0	0	0	-5
30	Wrenn Robinson		00:36	0-0	0-0	0-0	0	1	1	0	0	0	0	1	0	0	0	-3
Team							0	3	3			0		0				
Totals				19-51	5-18	14-18	3	29	32	18	19	57	12	6	4	4	2	-6

Shooting By Period		
1st FG%	9-23	39.1%
3PT%	2-8	25.0%
FT%	6-8	75%
2nd FG%	10-28	35.7%
3PT%	3-10	30.0%
FT%	8-10	80%
GM FG%	19-51	37.3%
3PT%	5-18	27.8%
FT%	14-18	77.8%

Dead Ball Rebounds: 1, 1

Technical Fouls::NONE

	WSU	Cal
Biggest lead	11 (2nd 1:02)	0 (1st 20:00)
Best Scoring Run	7(1st 11:06)	6(1st 4:41)
Lead Changes	0	
Times Tied	4	
Time with Lead	37:03	00:00

Points from	WSU	Cal
Turnovers	7	5
Paint	20	24
Second Chance	8	4
Fast Breaks	6	6
Bench	12	19

Period by Period Scoring	1st	2nd	TOT
WSU	29	34	63
Cal	26	31	57

2022-23 COMBINED STATISTICS

Game Records

Record	Overall	Home	Away	Neutral
ALL GAMES	16-15	10-3	5-8	1-4
CONFERENCE	11-9	7-3	4-6	0-0
NON-CONFERENCE	5-6	3-0	1-2	1-4

Score by Periods

Team	1st	2nd	OT	TOT
Washington St.	1012	1093	6	2111
Opponents	955	1064	8	2027

Team Box Score

No.	Player				Total		3-Point		F-Throw		Rebounds											
		GP-GS	MIN	AVG	FG-FGA	FG%	3FG-3FGA	3FG%	FT-FTA	FT%	OFF	DEF	TOT	AVG	PF	DQ	A	TO	BLK	STL	PTS	AVG
5	BAMBA, TJ	28-28	891:15	31.8	149-345	.432	47-130	.362	94-128	.734	23	79	102	3.6	83	3	43	53	8	24	439	15.7
35	GUEYE, Mouhamed	31-31	999:08	32.2	176-361	.488	10-38	.263	86-127	.677	109	159	268	8.6	88	1	57	76	25	26	448	14.5
24	POWELL, Justin	31-31	1051:52	33.9	114-282	.404	72-176	.409	26-33	.788	11	106	117	3.8	39	1	89	28	4	23	326	10.5
11	RODMAN, DJ	28-27	874:02	31.2	82-197	.416	46-119	.387	46-60	.767	57	100	157	5.6	58	0	36	24	7	20	256	9.1
3	MULLINS, Jabe	27-7	634:55	23.5	75-175	.429	49-118	.415	27-31	.871	5	54	59	2.2	29	0	45	28	1	13	226	8.4
23	JAKIMOVSKI, Andrej	20-18	515:15	25.8	50-137	.365	33-94	.351	14-24	.583	29	67	96	4.8	44	0	22	25	5	10	147	7.4
31	HOUINSOU, Kymany	31-9	533:06	17.2	47-115	.409	5-23	.217	26-39	.667	30	49	79	2.5	33	0	44	49	11	9	125	4.0
12	HAMON-CRESPIN, Mael	8-0	63:49	8.0	8-20	.400	6-15	.400	2-2	1.000	0	5	5	0.6	12	0	2	5	4	2	24	3.0
13	ROSARIO, Carlos	20-0	203:23	10.2	16-39	.410	4-15	.267	10-19	.526	11	21	32	1.6	31	1	6	13	4	5	46	2.3
22	DARLING, Dylan	22-4	283:40	12.9	13-50	.260	4-24	.167	12-16	.750	5	32	37	1.7	36	0	13	18	2	11	42	1.9
15	DIONGUE, Adrame	21-0	136:54	6.5	10-19	.526	0-1	.000	10-16	.625	17	23	40	1.9	30	0	4	15	12	5	30	1.4
21	WILSON, Jack	11-0	26:05	2.4	1-3	.333	0-0	.000	0-1	.000	2	1	3	0.3	8	0	1	3	0	0	2	0.2
20	ROHOSY, AJ	1-0	03:00	3.0	0-0	.000	0-0	.000	0-0	.000	0	0	0	0.0	0	0	0	1	1	0	0	0.0
0	OLESEN, Ben	5-0	08:36	1.7	0-4	.000	0-3	.000	0-0	.000	0	1	1	0.2	2	0	0	0	0	0	0	0.0
Team											43	42	85					36				
Total		**31**	**6225**		**741-1747**	**.424**	**276-756**	**.365**	**353-496**	**.712**	**342**	**739**	**1081**	**34.9**	**493**	**6**	**362**	**374**	**84**	**148**	**2111**	**68.1**
Opponents		**31**	**6225**		**761-1702**	**.447**	**176-545**	**.323**	**329-484**	**.680**	**260**	**726**	**986**	**31.8**	**520**	**10**	**363**	**333**	**76**	**184**	**2027**	**65.4**

Team Statistics

	WSU	OPP
Scoring	**2111**	**2027**
Points per game	68.1	65.4
Scoring margin	+2.7	-
Field goals-att	**741-1747**	**761-1702**
Field goal pct	.424	.447
3 point fg-att	**276-756**	**176-545**
3-point FG pct	.365	.323
3-pt FG made per game	8.9	5.7
Free throws-att	**353-496**	**329-484**
Free throw pct	.712	.680
F-Throws made per game	11.4	10.6
Rebounds	**1081**	**986**
Rebounds per game	34.9	31.8
Rebounding margin	+3.1	-
Assists	**362**	**363**
Assists per game	11.7	11.7
Turnovers	**374**	**333**
Turnovers per game	12.1	10.7
Turnover margin	-1.3	-
Assist/turnover ratio	1.0	1.1
Steals	**148**	**184**
Steals per game	4.8	5.9
Blocks	**84**	**76**
Blocks per game	2.7	2.5
Winning streak	**6**	**-**
Home win streak	4	-
Attendance	**45101**	**76906**
Home games-Avg/Game	13-3469	13-5916
Neutral site-Avg/Game	-	5-6416

Team Results

Date	Opponent		Score	Att.
11/07/2022	Texas St.	W	83-61	2443
11/12/2022	vs Boise St.	L	61-71	4157
11/15/2022	at Prairie View	L	59-70	863
11/21/2022	at Eastern Wash.	W	82-56	5224
11/25/2022	Detroit Mercy	W	96-54	3275
12/01/2022	at Oregon	L	60-74	5379
12/04/2022	Utah	Lot	65-67	2009
12/07/2022	Northern Ky.	W	68-47	2268
12/10/2022	vs UNLV	L	70-74	13357
12/18/2022	vs Baylor	L	59-65	4200
12/22/2022	vs George Washington	W	66-64	5087
12/23/2022	at Hawaii	L	51-62	4683
12/25/2022	vs Utah St.	L	73-82	5279
12/30/2022	UCLA	L	66-67	3238
01/01/2023	Southern California	W	81-71	2650
01/05/2023	at Arizona St.	L	71-77	5860
01/07/2023	at Arizona	W	74-61	14176
01/11/2023	California	W	66-51	3208
01/14/2023	Stanford	W	60-59	3590
01/19/2023	at Utah	L	63-77	6599
01/22/2023	at Colorado	L	55-58	6731
01/26/2023	Arizona	L	58-63	5225
01/28/2023	Arizona St.	W	75-58	4120
02/02/2023	at Southern California	L	70-80	3751
02/04/2023	at UCLA	L	52-76	10117
02/11/2023	Washington	W	56-51	5647
02/16/2023	Oregon St.	W	80-62	2961
02/19/2023	Oregon	W	68-65	4467
02/23/2023	at Stanford	W	67-63	2530
02/25/2023	at California	W	63-57	1725
03/02/2023	at Washington	W	93-84	9268

2022-23 PAC-12 STATISTICS

Game Records

Record	Overall	Home	Away	Neutral
ALL GAMES	11-9	7-3	4-6	0-0
CONFERENCE	11-9	7-3	4-6	0-0
NON-CONFERENCE	0-0	0-0	0-0	0-0

Score by Periods

Team	1st	2nd	OT	TOT
Washington St.	658	679	6	1343
Opponents	630	683	8	1321

Team Box Score

No.	Player				Total		3-Point		F-Throw		Rebounds											
		GP-GS	MIN	AVG	FG-FGA	FG%	3FG-3FGA	3FG%	FT-FTA	FT%	OFF	DEF	TOT	AVG	PF	DQ	A	TO	BLK	STL	PTS	AVG
35	GUEYE, Mouhamed	20-20	667:59	33.4	121-248	.488	9-27	.333	60-87	.690	72	105	177	8.9	57	1	39	49	14	19	311	15.6
5	BAMBA, TJ	17-17	544:30	32.0	87-215	.405	23-77	.299	51-71	.718	13	44	57	3.4	50	2	25	33	5	14	248	14.6
24	POWELL, Justin	20-20	677:02	33.9	74-187	.396	45-116	.388	17-23	.739	4	70	74	3.7	28	1	50	14	3	13	210	10.5
11	RODMAN, DJ	18-18	588:12	32.7	55-133	.414	34-80	.425	40-49	.816	38	67	105	5.8	35	0	22	14	3	11	184	10.2
23	JAKIMOVSKI, Andrej	18-18	483:55	26.9	48-129	.372	33-89	.371	13-23	.565	28	64	92	5.1	38	0	22	22	5	10	142	7.9
3	MULLINS, Jabe	18-2	391:19	21.7	42-101	.416	26-70	.371	14-17	.824	2	34	36	2.0	16	0	33	14	0	10	124	6.9
31	HOUINSOU, Kymany	20-3	295:03	14.8	24-68	.353	1-12	.083	11-20	.550	18	22	40	2.0	14	0	23	23	10	8	60	3.0
12	HAMON-CRESPIN, Mael	2-0	21:12	10.6	1-4	.250	1-4	.250	2-2	1.000	0	3	3	1.5	4	0	0	1	1	2	5	2.5
22	DARLING, Dylan	13-2	157:14	12.1	8-31	.258	4-18	.222	8-11	.727	4	15	19	1.5	20	0	5	7	2	8	28	2.2
13	ROSARIO, Carlos	10-0	89:29	8.9	4-13	.308	1-4	.250	4-7	.571	5	6	11	1.1	14	1	3	8	2	2	13	1.3
15	DIONGUE, Adrame	13-0	81:58	6.3	7-11	.636	0-0	.000	2-5	.400	9	12	21	1.6	20	0	2	10	12	4	16	1.2
21	WILSON, Jack	10-0	23:46	2.4	1-3	.333	0-0	.000	0-1	.000	2	0	2	0.2	8	0	1	3	0	0	2	0.2
0	OLESEN, Ben	3-0	03:22	1.1	0-2	.000	0-2	.000	0-0	.000	0	1	1	0.3	2	0	0	0	0	0	0	0.0
Team											26	31	57					24				
Total		**20**	**4025**		**472-1145**	**.412**	**177-499**	**.355**	**222-316**	**.703**	**221**	**474**	**695**	**34.8**	**306**	**5**	**225**	**222**	**57**	**101**	**1343**	**67.2**
Opponents		**20**	**4025**		**496-1123**	**.442**	**117-361**	**.324**	**212-302**	**.702**	**186**	**494**	**680**	**34.0**	**336**	**6**	**233**	**216**	**50**	**115**	**1321**	**66.1**

Team Statistics

	WSU	OPP
Scoring	**1343**	**1321**
Points per game	67.2	66.1
Scoring margin	+1.1	-
Field goals-att	**472-1145**	**496-1123**
Field goal pct	.412	.442
3 point fg-att	**177-499**	**117-361**
3-point FG pct	.355	.324
3-pt FG made per game	8.9	5.9
Free throws-att	**222-316**	**212-302**
Free throw pct	.703	.702
F-Throws made per game	11.1	10.6
Rebounds	**695**	**680**
Rebounds per game	34.8	34.0
Rebounding margin	+0.8	-
Assists	**225**	**233**
Assists per game	11.3	11.7
Turnovers	**222**	**216**
Turnovers per game	11.1	10.8
Turnover margin	-0.3	-
Assist/turnover ratio	1.0	1.1
Steals	**101**	**115**
Steals per game	5.1	5.8
Blocks	**57**	**50**
Blocks per game	2.9	2.5
Winning streak	**6**	**-**
Home win streak	4	-
Attendance	**37115**	**66136**
Home games-Avg/Game	10-3712	10-6614
Neutral site-Avg/Game	-	0-0

Team Results

Date	Opponent		Score	Att.
12/01/2022	at Oregon	L	60-74	5379
12/04/2022	Utah	Lot	65-67	2009
12/30/2022	UCLA	L	66-67	3238
01/01/2023	Southern California	W	81-71	2650
01/05/2023	at Arizona St.	L	71-77	5860
01/07/2023	at Arizona	W	74-61	14176
01/11/2023	California	W	66-51	3208
01/14/2023	Stanford	W	60-59	3590
01/19/2023	at Utah	L	63-77	6599
01/22/2023	at Colorado	L	55-58	6731
01/26/2023	Arizona	L	58-63	5225
01/28/2023	Arizona St.	W	75-58	4120
02/02/2023	at Southern California	L	70-80	3751
02/04/2023	at UCLA	L	52-76	10117
02/11/2023	Washington	W	56-51	5647
02/16/2023	Oregon St.	W	80-62	2961
02/19/2023	Oregon	W	68-65	4467
02/23/2023	at Stanford	W	67-63	2530
02/25/2023	at California	W	63-57	1725
03/02/2023	at Washington	W	93-84	9268

TV/RADIO ROSTER



#0 BEN OLESEN
6-0 / SR / G / MILL CREEK, WASH.



#2 MYLES RICE
6-2 / R-FR / G / COLUMBIA, S.C.



#3 JABE MULLINS
6-6 / JR / G / SNOQUALMIE, WASH.



#4 SHAE KORPELA
6-5 / FR / G / ASPEN, COLO.



#5 TJ BAMBA
6-5 / JR / G / BRONX, N.Y.



#10 DISHON JACKSON
6-10 / JR / C / OAKLAND, CALIF.



#11 DJ RODMAN
6-6 / SR / F / NEWPORT BEACH, CALIF.



#13 CARLOS ROSARIO
6-7 / JR / F / SANTO DOMINGO, D.R.



#14 BRADEN KORPELA
6-5 / FR / G / ASPEN, COLO.



#15 ADRAME DIONGUE
7-0/ FR / C / DAKAR, SENEGAL



#20 AJ ROHOSY
6-7 / FR / F / SAN ANSELMO, CALIF.



#21 JACK WILSON
6-11 / SR / C / MONTARA, CALIF.



#22 DYLAN DARLING
6-2 / FR / G / SPOKANE, WASH.



#23 ANDREJ JAKIMOVSKI
6-8 / JR / F / KRIVA PALANKA, N. MACEDONIA



#24 JUSTIN POWELL
6-6 / JR / G / PROSPECT, KEN.



#31 KYMANY HOUINSOU
6-6 / FR / G / MULHOUSE, FRANCE



#35 MOUHAMED GUEYE
6-11 / SO / F / DAKAR, SENEGAL



KYLE SMITH
HEAD COACH



JIM SHAW
ASSOCIATE HEAD COACH



JOHN ANDRZEJEK
ASSISTANT COACH



WAYNE HUNTER
ASSISTANT COACH