WASHINGTON STATE

FOOTBALL

2025 SCHEDULE
(5-5, 0-0 PAC-12)

DATE	OPPONENT	TIME/RESULT
Aug. 30	**Idaho**	**W, 13-10 (The CW)**
Sept. 6	**San Diego State**	**W, 36-13 (The CW)**
Sept. 13	at North Texas	L, 10-59 (ESPNU)
Sept. 20	**Washington $**	L, 24-59 (CBS)
Sept. 27	at Colorado State	**W, 20-3** (CBSSN)
Oct. 4	BYE	
Oct. 11	at No. 4 Ole Miss	L, 21-24 (SEC Network)
Oct. 18	at No. 18 Virginia	L, 20-22 (The CW)
Oct. 25	**Toledo (Family Weekend)**	**W, 28-7 (The CW)**
Nov. 1	at Oregon State	L, 7-10 (CBS)
Nov. 8	BYE	
Nov. 15	**Louisiana Tech**	**W, 28-3 (The CW)**
Nov. 22	at No. 21 James Madison	10 a.m. (ESPN+)
Nov. 29	**Oregon State ***	**3:30 p.m. (The CW)**

$ Boeing Apple Cup
* Pac-12 Conference Game
Home games in **BOLD** / All times Pacific

WASHINGTON STATE
ATHLETIC COMMUNICATIONS

OFFICE ADDRESS:
Bohler Addition 195
Pullman, WA 99164-1602
OFFICE PHONE: 509-335-COUG
GESA FIELD PRESS BOX: 509-335-COUG
SENIOR ASSOC. A.D. / STRATEGIC COMMUNICATIONS:
Bill Stevens (FB)
OFFICE PHONE: 509-335-4294
CELL: 916-761-7005
EMAIL: wsstevens@wsu.edu
SPORTS: Football, Women's Tennis, Men's Golf
DIRECTOR: Bobby Alworth (FB)
OFFICE PHONE: 509-335-5785
CELL: 951-452-6129
EMAIL: bobby.alworth@wsu.edu
SPORTS: Football, Baseball, Swimming, Women's Golf
ASST. DIRECTOR: Jim Crawford
OFFICE PHONE: 509-335-0265
CELL: 509-715-9788
EMAIL: j.crawford@wsu.edu
SPORTS: Women's Soccer, Men's Basketball, Cross Country, Track & Field
ASST. DIRECTOR: Riley Baker
OFFICE PHONE: 509-335-0255
CELL: 253-486-6480
EMAIL: riley.d.baker@wsu.edu
SPORTS: Women's Basketball, Rowing, Volleyball

Gesa FIELD

WASHINGTON STATE (5-5, 0-0 Pac-12) at NO. 21 JAMES MADISON (9-1, 7-0 Sun Belt)

10 a.m. (PT), Saturday, Nov. 22, 2025 • ESPN+
Bridgeforth Stadium/Zane Showker Field (24,877) • Harrisonburg, Va.

BROADCAST INFO

TV: ESPN+
PLAY-BY-PLAY: Curt Dudley
ANALYST: Brian Barlow
SIDELINE ANALYST: David Hulvey

RADIO: Cougar Sports Network
PLAY-BY-PLAY: Chris King
ANALYST: Alex Brink
SIDELINE: Jessamyn McIntyre

JIMMY ROGERS

ALMA MATER: South Dakota State, 2010
CAREER RECORD (SEASON): 32-8 (3rd)
WSU RECORD (SEASON): 5-5 (1st)

SERIES HISTORY

ALL-TIME: First Meeting

COUGARS HEAD EAST FOR SHOWDOWN AT NO. 21 JAMES MADISON

Washington State heads to the east coast for the second time this season, heading to Harrisonburg, Va. for a Saturday matchup at No. 21 James Madison. Kickoff is set for 10 a.m. (PT) on ESPN+.

ABOUT WASHINGTON STATE

Washington State returned from its second bye week and posted a 28-3 win over Louisiana Tech last Saturday, improving to 5-5 and owns wins over Idaho, San Diego State, at Colorado State and Toledo. The Cougars had a pair of fourth-quarter comebacks held off at No. 4 Ole Miss and at No. 18 Virginia in October. Head Coach Jimmy Rogers is in his first year at WSU after coaching the previous two seasons at South Dakota State highlighted by an FCS National Championship in 2023. The Cougars went 8-5 last season, the most wins since 2018, and earned a trip to the Holiday Bowl for the program's eighth bowl game in the last nine full seasons and 19th bowl game. The 2025 roster featured just three returning starters on offense and 75 newcomers.

SERIES HISTORY

Saturday will be the first meeting between Washington State and James Madison. WSU is seeking its first win over a Top-25 opponent since a 38-35 win home win over No. 14 Oregon State in 2023 and first road win over a Top-25 opponent since beating No. 19 Wisconsin in Madison in 2022, 17-14.

COLLEGE GAMEDAY RECORD

Dating back to the 2003 season, ESPN College GameDay has had the WSU flag appear throughout the show. The streak reached 332 last week at Pitt. The first appearance came in Austin, Texas (10/4/03) and the streak began two weeks later in Madison, Wisc. (10/18/03). Two flags – Ol' Crimson and Gray – have been flown in the background of the GameDay set. The Gray flag was added in 2014 after Whitey was retired in honor of Steve Gleason's "No White Flags." Appearance No. 217 was its first in Pullman (10/20/18), a 34-20 win over Oregon.

COUGAR QUICK GAME

TEAM

• WSU rushed for 157 yards including season-high 3 touchdowns against Louisiana Tech, its sixth straight game with 100-plus rushing yards and seventh this season • WSU rushed for a season-high 162 yards against Toledo • **Jimmy Rogers** was the first head coach to win his first two games at WSU since Mike Price in 1989 • The 2025 Apple Cup was the first Gesa Field sellout (32,952) since 2023 (Oregon State) • Over the last 6 games, WSU has allowed a combined 11.5 ppg, 287.3 ypg in total offense, 163.0 passing yards/g and tallied 14 sacks

PLAYER SPOTLIGHT (Player Notes Pages 9-12)

• QB **Zevi Eckhaus** has started last 7 games, beat Colorado State to earn first win as a Coug, has 5 career games as a Coug starter with 2 pass TD • DE **Isaac Terrell**'s 4 tackles-for-loss at Ole Miss are tied for the 3rd-most by any player nationally, was the most by a Coug since 2017 (5.0, Hercules Mata'afa, at Utah) • **Terrell**'s 10 tackles-for-loss and 5 sacks are team-highs • TE **Trey Leckner**'s 2 TD catches against San Diego State was the 5th 2-TD game by Cougar TE in program history • C **Brock Dieu** was named to the Rimington Trophy Watch List (Top Collegiate Center) • WR **Jeremiah Noga** and OL **AJ Vaipulu** were named to the 2025 Polynesian Player of the Year Watch List • **Jack Stevens** go-ahead 32-yard FG with three seconds remaining was the 1st last-minute victory since 2019 (54-53, Max Borghi TD run, Oregon State) • TE **Beau Baker**'s first career catch was a 12-yard TD in the Apple Cup • WR **Joshua Meredith** leads WSU with 12 catches of 20+ yards including 3 of 40+ yards

WSU QUICK FACTS

FOUNDED: 1890
NICKNAME: Cougars
COLORS: Crimson and Gray
CONFERENCE: Pac-12
ENROLLMENT: 17,050
LOCATION:
P. O. Box 641602
Pullman, WA 99164-1602
STADIUM: Gesa Field (32,952 - FieldTurf)
PRESIDENT: Dr. Elizabeth Cantwell
INTERIM DIRECTOR OF ATHLETICS: Jon Harlow
TICKET OFFICE: 509-335-9626, 800-GO-COUGS
GENERAL DEPARTMENT: 509-335-0311
WSU ATHLETICS WEBSITE: www.wsucougars.com

HEAD COACH: Jimmy Rogers (1st Year)
CAREER RECORD: 32-8 (3rd Year)
WSU RECORD: 5-5 (1st Year)
DEFENSIVE COORDINATOR / LINEBACKERS
Jesse Bobbit (1st Year)
OFFENSIVE COORDINATOR / QUARTERBACKS
Danny Freund (1st Year)
SPECIAL TEAMS COORDINATOR
Pat Cashmore (1st Year)
CORNERBACKS
Mike Banks (1st Year)
DEFENSIVE LINE
Jalon Bibbs (1st Year)
RUNNING BACKS
Donnell Kirkwood Jr. (1st Year)
Offensive Line
Taylor Lucas (1st Year)
Wide Receivers
Jake Menage (1st Year)
SAFETIES
Pete Menage(1st Year)
TIGHT ENDS COACH / RECRUITING COORDINATOR
Chris Meyers (1st Year)
GENERAL MANAGER
Ricky Ciccone (1st Year)
CHIEF OF STAFF
Jon Shaeffer (1st Year)
DIRECTOR OF FOOTBALL MENTAL PERFORMANCE
Kris Kracht (1st Year)
HEAD STRENGTH AND CONDITIONING COACH
Matt Jacobs (1st Year)
ASSISTANT STRENGTH AND CONDITIONING COACHES:
Marcus Banks
Brian Boyne
ASSISTANT SPECIAL TEAMS COACH: Ron Pavlik
ASSISTANT WIDE RECEIVERS COACH: Nick Alaimalo
ASSISTANT OFFENSIVE LINE COACH: Mike Iupati
ASSISTANT QUARTERBACKS COACH: Sam King
ASST. DB COACH / ASST SPECIAL TEAMS COACH: Byron Robinson
ASSISTANT DEFENSIVE LINE COACH: Everrette Thompson
OFFENSIVE GRADUATE ASSISTANT: Kyle Saddler
DEFENSIVE GRADUATE ASSISTANT/LINEBACKERS: Payton Shafer
OFFENSIVE GRADUATE ASSISTANT: Owen Baebler
DEFENSIVE GRADUATE ASSISTANT: Matt Lenti
DIRECTOR OF SCOUTING: Andy Lucas
DIRECTOR OF RECRUITING STRATEGY: Tony Calcutta
DIRECTOR OF ON-CAMPUS RECRUITING: Nicole Vuncanon
DIRECTOR OF RECRUITING: Alex Self
ASST. DIRECTOR OF FOOTBALL OPERATIONS: Kingston Fernandez
RECRUITING ASSISTANT: Nick Meltz
DIRECTOR OF PLAYER PERSONNEL: Coleman Walker
ASSISTANT DIRECTOR OF CREATIVE CONTENT: Bailey Wright
DIGITAL MEDIA SPECIALIST: Dayton Byrne
VIDEO COORDINATOR: Jake Chapman

WSUCOUGARS.COM

WSU releases, statistics, notes and depth chart information are loaded weekly on the WSU Athletics Home Page. The address is: http://www.wsucougars.com.

VISIT COLLEGEPRESSBOX.COM

Collegepressbox is the official media website for Division I football. Access and download game notes, quotes, statistics, media guides, headshots, logos and more for all FBS schools, conferences, postseason games, awards and the College Football Playoff. For access, please register for an account at collegepressbox.com/register.

collegepressbox

WSU ATHLETICS AND SOCIAL ISSUES

Washington State Athletics has been proactive in providing opportunities for its student-athletes to lend their voices to social matters. From the creation of the Black Student-Athletes Association (BSAA) at WSU and sending members to the Black Student-Athlete Summit, to the implementation this summer of the Cougar Pride Student-Athlete Alliance for LGBTQIA+ students, Cougar student-athletes have been supported and their voices heard. The BSAA has hosted multiple, department-wide informational meetings covering wide-ranging topics such as social justice, police brutality and Black Lives Matter. Additionally, department programming from the DEI Council, created in 2019, has focused on Diversity, Equity and Inclusion, Women's History Month, Black History Month, Voter Registration and NCAA Inclusion, to name a few, continue to support matters important to our student-athletes.

PAC-12 CONFERENCE

2025 STANDINGS

	Pac-12	Overall
Washington State	0-0	5-5
Oregon State	0-0	2-9

Oregon State - BYE
Washington State at JAMES MADISON, 10 a.m. (ESPN+)

MEDIA INFORMATION

COUGAR SPORTS NETWORK

Washington State football games are broadcast live on the radio across the region via the Cougar Sports Network. In addition to the expansive radio network, games can also be heard worldwide by streaming on the WSU Cougars app, at wsucougars.com and on Sirius XM Satellite radio. Cougar football broadcasts begin two hours before kickoff, carry through the game and conclude with coach and player interviews on the Coug Talk postgame show. Derek Deis hosts pre and postgame coverage and is joined by former WSU players Grady Emmerson and Billy Newman throughout the season.

Chris King is in his second season as Voice of the Cougs, handling play-by-play duties for WSU football, men's basketball and select baseball games along with hosting coaches shows and podcasts. King returned to Pullman in 2024 – where he graduated from the Edward R. Murrow College of Communication in 2009 – after gaining 13 years of DI broadcasting experience in neighboring Idaho.

Jessamyn McIntyre is in her 14th season as a sideline reporter for Cougar football. McIntyre is the assistant program director of Sports Radio 93.3 KJR in Seattle and previously was an executive producer for Q13 FOX in Seattle, was an executive producer for 710 ESPN Seattle (2009-20) and for ESPN Radio in Bristol, Conn. (2005-09).

Alex Brink is in his eighth year as an analyst on the Cougar football broadcasts. As a student-athlete for WSU, Brink was a three-time All-Pac-10 quarterback from 2004-07, setting school records for career touchdowns and passing yards. He is also the only starting quarterback in school history to lead the Cougars to three Apple Cup victories. Brink was selected in the seventh round of the 2008 NFL Draft by the Houston Texans, where he played two seasons before spending six seasons in the Canadian Football League. Brink is co-founder of EForce Sports, a performance training, skill development and fitness company in Portland and has served as a quarterback coach at the Elite11 Quarterback Competition.

LOCATION	STATION	FREQUENCY
Brewster	KCSY	101.3 FM
Chehalis	KMNT	104.3 FM
Chelan	KCSY	95.3 FM
Colfax	KCLX	1450 AM
Colville	KCVL	94.1 FM / 1240 AM
Longview	KEDO	99.9 FM / 1270 AM
Methow Valley	KCSY	106.3 FM
Mount Vernon	KBRC	102.9 FM / 1430 AM
Omak	KNCW	92.7 FM
Portland	KPAM	860 AM
Pullman	KHTR	104.3 FM
Tri-Cities	KONA	610 AM
Walla Walla	KGDC	92.9 FM / 1320 AM
Wapato	KBBO	104.5 FM
Yakima	KBBO	1390 AM
Seattle	KTTH	94.5 FM / 770 AM
Spokane	KXLY	100.7 FM / 920 AM
Wenatchee	KCSY	93.9 FM / 98.1 FM
Sirius XM Satellite Radio		385

WSUCOUGARS GAMEDAY APP

WEEKLY SCHEDULE

TUESDAY - Nov. 18	WEDNESDAY - Nov. 19	THURSDAY - Nov. 20	FRIDAY - Nov. 21	SATURDAY - Nov. 22	SUNDAY - Nov. 23	MONDAY - Nov. 24
Closed Practice - 5:30 p.m. Student-Athlete Media Availability after practice	Closed Practice - 5:30 p.m. No Media Availability	Closed Practice No Media Availability	Travel to Harrisonburg	at No. 21 James Madison 10 a.m. ESPN+	Off Day	No Practice 1 p.m. - Jimmy Rogers Press Conference

STAT RANKINGS

CATEGORY	NO.	NCAA
OFFENSE		
Scoring/G	20.7	113
Rushing/G	109.5	119
Passing/G	199.6	94
Total Offense/G	309.1	117
First Downs/G	18.3	106
Sacks Allowed/G	20/2.0	79
Red Zone	92.9%	15
3rd Down	35.9%	102
4th Down %	78.6%	4
DEFENSE		
Scoring/G	21.0	34
Rushing/G	135.2	49
Passing/G	168.9	14
Total Defense/G	304.1	18
Sacks/G	21/2.1	59
Tackles-For-Loss/G	55/5.4	74
Red Zone	78.6%	27
3rd Down %	37.5%	55
4th Down %	33.3%	6
TURNOVER MARGIN	-9 (6G/15L)	123
Turnovers Forced	6	127
Interceptions	2	131
Fumbles Recovered	4	84
KICK RETURN AVG.	16.9	116
OPP. KICKOFF RETURN AVG.	16.5	15
PUNT RETURN AVG.	12.8	22
OPP. PUNT RETURN AVG.	3.8	18
NET PUNTING	38.1	95
PENALTIES YARDS/G	53.5	63
TIME OF POSSESSION	32:11	19

PLAYER RANKINGS

SACKS	NO.	NCAA
Isaac Terrell	5.0	66

TACKLES-FOR-LOSS	NO.	NCAA
Isaac Terrell	10.0	41

PUNT RETURN	NO.	NCAA
Tony Freeman	12.8	12

KICKOFF TOUCHBACKS	NO.	NCAA
Ryan Harris	31	59

COUGS IN THE NFL (13)

PLAYER	POS	TEAM
Daniel Ekuale	DL	Pittsburgh
Daiyan Henley	LB	Los Angeles Chargers
Jaden Hicks	S	Kansas City
Brennan Jackson	LB	Las Vegas
Cam Lampkin	CB	Los Angeles Rams
Abe Lucas	OL	Seattle
Frankie Luvu	LB	Washington
Gardner Minshew II	QB	Kansas City
Esa Pole	OL	New York Jets
Chau Smith-Wade	CB	Carolina
Jalen Thompson	S	Arizona
Jaylen Watson	CB	Kansas City
Kyle Williams	WR	New England

INSIDE THE NUMBERS

16,578 - WSU will travel 16,578 miles to and from its 6 road games in 2025
10,000 - Zevi Eckhaus surpassed 10,000 career passing yards vs. Toledo, enters week with 10,329
75 - WSU's 2025 roster features 75 new players
55 - 55 players have made their WSU debuts in 2025
25 - 25 players have made their collegiate debuts
21 - WSU returned 21 players who earned a varsity letter in 2024
13 - 13 true freshmen have played this season
10 - WSU's 2025 schedule features teams from 10 different conferences
8 - Jack Stevens started the season 8-of-8 in FG, matching best start to a career by a Cougar kicker (Aaron Price, 1992)
7 - 7 Cougs were named to the East-West Shrine Bowl Watch List *(C Brock Dieu, S Matthew Durrance, LB Caleb Francl, CB Colby Humphrey, RB Angel Johnson, S Tucker Large, OL AJ Vaipulu)*
7 - 7 seniors have spent their entire careers at WSU; *C Brock Dieu, RT Christian Hilborn, WR Joshua Meredith, WR Leon Neal Jr., RB Dylan Paine (6th), WR Leyton Smithson, DE Raam Stevenson*
6 - Zevi Eckhaus' 6 rushing TD are tied for 7th-most by a quarterback in WSU single-season history
5 - WSU lost road games at No. 4 Ole Miss (24-21) and No. 18 Virginia (22-20) by a combined 5 points
3 - WSU returned 3 starters, all on offense; *C Brock Dieu, RT Christian Hilborn, WR Josh Meredith*

COUGAR DEFENSE SETTLING IN

The Washington State defense has settled in under new defensive coordinator Jesse Bobbit. Over the last six games the Cougars held Colorado State (W, 20-3), at No. 4 Ole Miss (L, 21-24), at No. 18 Virginia (L, 20-22), Toledo (W, 28-7), at Oregon State (L, 7-10) and Louisiana Tech (W, 28-3) to a combined 11.5 ppg, 287.3 ypg in total offense, 163.0 passing yards/g and tallied 14 sacks.

• WSU has held five opponents to 10 points or less in 2025 and gone 4-1 in those games • WSU has held three opponents to single-digit points this season, the most since 2017 • WSU held two straight opponents (Oregon State, Louisiana Tech) under 200-yards of total offense for the first time since 1994 • WSU did not allow a touchdown at Colorado State and against Louisiana Tech, the first time holding two FBS opponents without a touchdown in the same season since 1994 (Fresno State, at UCLA, vs. Baylor) • held Idaho to 10 points, 33 rush yards, recorded 5 TFL, 2 takeaways (2 fumbles) • held San Diego State to 13 points and 215 yds of total offense, recorded 7 TFL, 3 sacks, 2-of-13 on 3rd downs, a safety • held Colorado State to season-low 3 points, recorded 9 TFL and 4 sacks • held No. 4 Ole Miss to then-season lows in total offense (439) and points (24), had 6 TFL and 3 sacks, the most sacks allowed by Ole Miss • held No. 18 Virginia to 122 rush yards and 179 pass yards and then-season low 22 points • held Toledo to 61 rush yards and season-low 7 points • held Oregon State to 10 points, 184 yards of total offense, 60 pass yards, had 8 TFL and 3 sacks • WSU held Louisiana Tech to 3 points, just 167 yards of total offense, the fewest yards allowed since 2018, 60 passing yards and 11 first downs

JIMMY ROGERS NAMED HEAD COACH

Jimmy Rogers was named the Cougars' Head Football Coach December 28, agreeing in principle to a five-year contract in becoming the 35th head football coach in program history. Rogers arrived at WSU having spent the last 12 years at South Dakota State University, the past two as head coach. In those two years, he guided SDSU to a 27-3 record, led the Jackrabbits to the 2023 FCS Championship and reached the FCS semifinals last season.

POSTGAME NOTES - LOUISIANA TECH

• WSU rushed for 157 yards, its sixth straight game with 100-plus rushing yards and seventh this season • WSU rushed for a season-high three touchdowns • WSU scored on its opening drive for the third time this season (at Colorado State, at Virginia) • WSU recorded its third, second-half shutout of the season (at Colorado State, Toledo) and fourth shutout half of the season (1st, Idaho) • Christian Hilborn made his 43rd career start in his 46th career game, passing Gunner Eklund (OL, 2012-15) for the sixth-most games played in program history • Ishmael Gibbs (CB) made his collegiate debut on kickoff coverage in the fourth quarter • Zevi Eckhaus threw for 146 yards and one touchdown, also rushed for 56 yards including his first career two-rushing TD game • Kirby Vorhees matched a career-high with 16 carries, had 76 rushing yards including a 19-yard touchdown run, his third-straight game with a rushing touchdown and fourth in the last five games • Joshua Meredith caught his third touchdown pass of the season, finished with five catches for 70 yards • Colby Humphrey picked off his first pass of the season, fifth interception of his career, finished with five tackles • Kayo Patu appeared in his fifth career game, fourth this season, and his pass breakup on the first-quarter fake punt was his first career stat • Tony Freeman's second-quarter 58-yard punt return was a career long, his third punt return of 40-plus yards this season

BY THE NUMBERS

CATEGORY	2025
RECORD	5-5
PAC-12	0-0
HOME	4-1
AWAY	1-4
NEUTRAL	0-0
DAY	1-2
NIGHT	4-3
TV GAMES	5-5
CBS	0-2
CBS Sports Network	1-0
ESPNU	0-1
SEC NETWORK	0-1
THE CW	4-1
SCORING FIRST	3-2
OPPONENT SCORES FIRST	2-3
LEADING AT HALF	5-2
TRAILING AT HALF	0-3
TIED AT HALF	0-0
LEADING AFTER 3 QUARTERS	5-2
TRAILING AFTER 3 QUARTERS	0-3
TIED AFTER 3 QUARTERS	0-0
LEADING WITH 5 MINUTES REMAINING	5-1
TRAILING WITH 5 MINUTES REMAINING	0-4
TIED WITH 5 MINUTES REMAINING	0-0
SCORING FEWER THAN 20 POINTS	1-2
SCORING 20-29 POINTS	3-3
SCORING 30-39 POINTS	1-0
SCORING 40+ POINTS	0-0
ALLOWING FEWER THAN 20 POINTS	5-1
ALLOWING 20-29 POINTS	0-2
ALLOWING 30-39 POINTS	0-0
ALLOWING 40+ POINTS	0-2
RUSHING FOR LESS THAN 50 YARDS	1-1
RUSHING FOR 51-99 YARDS	0-1
RUSHING FOR 100+ YARDS	4-3
RUSHING FOR 200+ YARDS	0-0
ALLOWING LESS THAN 100 RUSHING YARDS	2-0
ALLOWING 100-199 RUSHING YARDS	3-5
ALLOWING 200+ RUSHING YARDS	0-0
PASSING FOR LESS THAN 300 YARDS	5-5
PASSING FOR 300-399+ YARDS	0-0
PASSING FOR 400-499 YARDS	0-0
ALLOWING LESS THAN 200 PASSING YARDS	4-2
ALLOWING 200-299 PASSING YARDS	1-3
ALLOWING 300-399 PASSING YARDS	0-0
ALLOWING 400+ PASSING YARDS	0-0
TOTALING LESS THAN 300 YARDS	1-2
TOTALING 300-399 YARDS	4-3
TOTALING 400-499 YARDS	0-0
TOTALING 500-599 YARDS	0-0
ALLOWING LESS THAN 300 TOTAL YARDS	4-1
ALLOWING 300-399 TOTAL YARDS	1-1
ALLOWING 400-499 TOTAL YARDS	0-3
ALLOWING 500+ TOTAL YARDS	0-0
COMMITTING NO TURNOVERS	3-1
COMMITTING 1 TURNOVER	1-0
COMMITTING 2 TURNOVERS	1-2
COMMITTING 3+ TURNOVERS	0-2
NO TAKEAWAYS	1-4
FORCING 1 TURNOVER	3-1
FORCING 2 TURNOVERS	1-0
FORCING 3+ TURNOVERS	0-0

POSTGAME NOTES - AT OREGON STATE

• WSU recorded eight tackles-for-loss including three sacks • WSU rushed for 125 yards, its fifth-straight game with 100-plus rushing yards • Kirby Vorhees scored his third rushing touchdown of the season • Anthony Palano made 10 tackles, his second double-digit tackle game of the season • Sullivan Schlimgen made his first career start, recorded eight tackles including his first career tackle-for-loss • Tony Freeman had a 47-yard punt return

POSTGAME NOTES - TOLEDO WIN

• WSU rushed for a season-high 162 yards • WSU rushed for two touchdowns, its first game of 2025 with multiple rushing touchdowns • WSU's 21 first-half points were the most scored in any half this season • WSU recorded its second, second-half shutout of the season (at Colorado State) and third shutout half of the season (1st, Idaho) • Kirby Vorhees rushed 15 times for 62 yards and one touchdown • Joshua Meredith caught four passes for 81 yards including a pair of 40-yard catches • Carter Pabst caught his first career touchdown pass, finished with two catches for 49 yards • Parker McKenna recorded 10 tackles and picked of his second career pass, first as a Coug • Tucker Large made a career-high 13 tackles including one for loss, his first career double-digit tackle game • Jack Janikowski recorded his first career sack, also forced a fumble on the play

POSTGAME NOTES - AT NO. 18 VIRGINIA

• WSU's 35 rush attempts were the second-most this season (36, San Diego State) • WSU rushed for 143 yards, its third straight 100-game and fourth this season • Kirby Vorhees set a career high with 16 carries, rushed for 45 yards and had a 10-yard catch • Angel Johnson had a season-high 33 rush yards on five carries • Joshua Meredith had seven catches for 108 yards, his second career 100-yard game • Caleb Francl made a team-high 11 tackles, his second career double-digit tackle game (11, Idaho), made season-high 1.5 tackles-for-loss

POSTGAME NOTES - AT NO. 4 OLE MISS

• WSU rushed for 127 yards on 28 carries, its third game with 100-plus rushing yards this season • WSU recorded six tackles-for-loss including three sacks • Jaylin Caldwell started at right tackle in his Cougar debut • Kirby Vorhees' 46-yard touchdown run in the third quarter was his longest run of the season, first touchdown as a Coug • Vorhees rushed for a WSU-season high 88 yards • Landon Wright's fourth career catch was a 26-yard touchdown, his first career TD • Tony Freeman matched a career-high with nine catches, set a career-high with 92 receiving yards and caught his first career touchdown pass • Parker McKenna recorded 12 tackles • Isaac Terrell matched a career-high with five tackles recorded four tackles-for-loss with two sacks and forced fumble • Terrell's four tackles-for-loss tied for the eighth-most in WSU single-game history and most since Hercules Mata'afa recorded five in the win at Utah in 2017

POSTGAME NOTES - AT COLORADO STATE WIN

• WSU allowed just three points, the fewest points allowed since beating San Jose State 31-0 in 2018 (Pullman) • WSU posted its first second-half shutout since 2021 at California (W, 21-6) • WSU's nine tackles-for-loss were a season-high • WSU's four sacks were a season-high • Zevi Eckhaus earned his first win as a Cougar quarterback • Jeremiah Noga caught his first touchdown as a Coug, had one touchdown catch in 2023 for Oregon State • Ademola Faleye's touchdown was his third career touchdown and first as a Coug (1 in 2021, 1 in 2022 at Norfolk State) • Parker McKenna recorded 10 tackles, his first double-digit tackle game as a Coug • Anthony Palano recorded a career-high 13 tackles • Soni Finau recorded his first career two-sack game • Bryson Lamb recorded WSU's first blocked field goal since 2023 (Jaden Hicks, at UCLA)

POSTGAME NOTES - APPLE CUP

• Game temperature was 81 degrees, the hottest game temperature in Apple Cup history • first Gesa Field sellout of 2025 and first since 2023 (Oregon State) • WSU recorded three sacks, the most sacks in an Apple Cup since 2012 • WSU recorded seven tackles-for-loss, the most in an Apple Cup since 2015 • WSU had a season-high 14 receivers catch a pass • WSU recorded season-highs in first downs (21) and passing yards (277) • Beau Baker's first career catch was a 12-yard touchdown

POSTGAME NOTES - AT NORTH TEXAS

• Maxwell Woods set career-highs with five catches for 42 yards • Landon Wright recorded his first career catch, a 34-yard grab in the second quarter • Cale Reeder made his WSU debut, finished three tackles • Jack Ellison made his 1st career, made five tackles

POSTGAME NOTES - SAN DIEGO STATE WIN

• WSU recorded its first safety since 2021 (blocked punt out of end zone, fog game against Arizona in Pullman) • Jaxon Potter threw for 257 yards and three touchdowns • Trey Leckner caught a career-high six passes, his first and second touchdowns of the season, second and third of his career • Leckner recorded the fifth 2-TD game by Cougar tight end in program history • Leon Neal Jr. caught his first career touchdown, 18-yard catch in third quarter, finished with two catches for 19 yards • Isaac Terrell recorded his first career sack, a safety in the second quarter

COUGS IN THE TOP-25

	AP	COACHES	CFP
Preseason	-	-	NA
Week 2	-	-	NA
Week 3	-	-	NA
Week 4	-	-	NA
Week 5	-	-	NA
Week 6	-	-	NA
Week 7	-	-	NA
Week 8	-	-	NA
Week 9	-	-	NA
Week 10	-	-	NA
Week 11	-	-	-
Week 12	-	-	-
Week 13	-	-	-
Week 14			
Week 15			
Week 16			
Week 17			
Final			

COUGAR FOOTBALL

WSU ALL-TIME RECORD	589-592-45 (130th Season)
CONFERENCE RECORD	299-398-25
WSU BOWL RECORD	8-11 (19 Bowl Games)
1916 Rose Bowl	WSU def. Brown, 14-0
1931 Rose Bowl	Alabama def. WSU, 24-0
1981 Holiday Bowl	BYU def. WSU, 38-36
1988 Aloha Bowl	WSU def. Houston 24-22
1992 Copper Bowl	WSU def. Utah, 31-28
1994 Alamo Bowl	WSU def. Baylor, 10-3
1998 Rose Bowl	Michigan def. WSU, 21-16
2001 Sun Bowl	WSU def. Purdue, 33-27
2003 Rose Bowl	Oklahoma def. WSU, 34-14
2003 Holiday Bowl	WSU def. Texas, 28-20
2013 New Mexico Bowl	Colorado State def. WSU, 48-45
2015 Sun Bowl	WSU def. Miami, 20-14
2016 Holiday Bowl	Minnesota def. WSU, 17-12
2017 Holiday Bowl	Michigan State def. WSU, 42-17
2018 Alamo Bowl	WSU def. Iowa State, 28-26
2019 Cheez-It Bowl	Air Force def. WSU, 31-21
2021 Sun Bowl	Central Michigan def. WSU, 24-21
2022 LA Bowl	Fresno State def. WSU, 29-6
2024 Holiday Bowl	Syracuse def. WSU, 52-35

FUTURE SCHEDULES

2026		
Sept. 5	at Washington	Seattle, Wash.
Sept. 12	at Kansas State	Manhattan, Kan.
Sept. 19	Duquesne	Pullman, Wash.
Sept. 26	Arizona	Pullman, Wash.
2027		
Sept. 4	Idaho	Pullman, Wash.
Sept. 11	Kansas	Pullman, Wash.
Sept. 18	Washington	Pullman, Wash.
Sept. 25	at Arizona	Tucson, Ariz.

JAXON POTTER DELIVERS WIN IN FIRST CAREER START

Redshirt-sophomore quarterback Jaxon Potter notched a couple firsts in his first career start, the season-opening 13-10 win over Idaho. Potter went 23-of-30 for 208 yards including his first career touchdown pass, a six-yard scored to wideout Joshua Meredith in the second quarter. Potter capped his night going 6-for-6 on his first career game-winning drive, guiding WSU to a nine-play, 59-yard drive before Jack Stevens kicked the go-ahead 32-yard field goal with three seconds remaining.

POSTGAME NOTES - IDAHO WIN

• WSU won its fourth straight season-opener, won its 11th straight game in the series against Idaho • Jack Stevens go-ahead 32-yard field goal with three seconds remaining was WSU's first last-minute victory since 2019 (54-53, Max Borghi TD run with two seconds remaining, Oregon State) • Jack Stevens made his first career field goal (30 yards, 3rd quarter) and his second career field goal was the go-ahead 32-yarder with three seconds remaining

SIX NAMED TEAM CAPTAINS

Washington State announced its team captains for 2025 as voted by the players; OL Brock Dieu, S Tucker Large, WR Joshua Meredith, DT Max Baloun, DE Raam Stevenson, LB Caleb Francl.

13 COUGS HAVE EARNED DEGREES

Four players with college degrees; DL Max Baloun (Physical Education), LB Keith Brown (Social Sciences), LS Colson Brunner (Social Sciences), TE Hudson Cedarland (Management), CB Jamorri Colson (Humanities), DL Darrion Dalton (Business), QB Zevi Eckhaus (Social Sciences), OL Christian Hilborn (Humanities), LB Parker McKenna (Social Sciences), WR Leon Neal Jr. (Marketing), WR Jeremiah Noga (Public Health), RB Dylan Paine (Marketing), DT Mike Sandjo (Human Rights).

COUGAR FOOTBALL PLUS ONES

Four Washington State players took the plunge this past offseason.

- C Brock Dieu married his wife Chloe this past summer
- LG Jonny Lester married his wife Chloe this summer
- DE Isaac Terrell married his wife Madison this summer
- DE Malaki Ta'ase married his wife McKinley this past January

COUGS ON A MISSION

A pair of Cougs recently completed their missions; LB Gage Jones spent two years (2022-2023) on a mission in Chile and DE Malaki Ta'ase spent two years (2022-23) on a mission in Ghana.

WALK-AROUND ALCOHOL PILOT PROGRAM AT GESA FIELD

Washington State announced a new pilot program that will allow walk-around beer and wine sales at Gesa Field. This initiative is designed to enhance the fan experience while maintaining a strong commitment to safety and responsible consumption. Fans aged 21 and over with valid, government-issued identification (ID) will be able to purchase beer and wine from general concession stands throughout the stadium. The program follows a successful model already implemented within the state that has gone through a thorough review by the Washington State Liquor and Cannabis Board's enforcement team. The Liquor Board provided final approval at its Sept. 10 meeting.

Key elements of the pilot program per the Washington State Liquor and Cannabis Board include:
- No stadium re-entry once a ticket has been scanned.
- Walk-around beer and wine sales are available through the end of the third quarter.
- Student section remains alcohol-free with a strict zero-tolerance policy.
- Limit of two alcoholic drinks per person, per transaction and ID checks for all alcohol purchases.
- Rogers Field/Cougville becomes part of the ticketed footprint of Gesa Field and will require a game ticket to enter. Fans entering Rogers Field/Cougville will not be allowed to re-enter the stadium once they leave.

WSU and Aramark will continue to emphasize responsible drinking through staff training, signage, and enforcement protocols.

COUGAR ACCOLADES

BROCK DIEU (OL)
- Rimington Trophy Watch List (Top Collegiate Center)
- East-West Shrine Bowl 1000 Watch List
- WSU Offensive Lineman of the Week (Idaho)
- WSU Academic Services Student-Athlete of the Month (September)

MATTHEW DURRANCE (S)
- East-West Shrine Bowl 1000 Watch List
- WSU Hustler of the Week Award (Idaho)

ZEVI ECKAUS (QB)
- Wuerffel Trophy Watch List (Premier Award for Community Service)

CALEB FRANCL (LB)
- East-West Shrine Bowl 1000 Watch List

COLBY HUMPHREY (CB)
- East-West Shrine Bowl 1000 Watch List
- WSU Defensive Player of the Week (San Diego State)

ANGEL JOHNSON (RB)
- East-West Shrine Bowl 1000 Watch List

BRYSON LAMB (DT)
- WSU Defensive Lineman Player of the Week (Idaho)

TUCKER LARGE (S)
- East-West Shrine Bowl 1000 Watch List
- Burlsworth Trophy Nominee (Top Former Walk-On)

PARKER MCKENNA (LB)
- WSU Defensive Player of the Week (Idaho)

JOSHUA MEREDITH (WR)
- WSU Offensive Player of the Week (San Diego State)

JEREMIAH NOGA (WR)
- Polynesian Player of the Year Watch List

CARTER PABST (WR)
- WSU Hustler of the Week Award (San Diego State)

JAXON POTTER (QB)
- WSU Offensive Player of the Week (Idaho)

JACK STEVENS (K)
- WSU Special Teams Player of the Week (Idaho)

ISAAC TERRELL (DE)
- WSU Defensive Lineman of the Week (San Diego State)

AJ VAIPULU (OL)
- East-West Shrine Bowl 1000 Watch List
- Polynesian Player of the Year Watch List
- WSU Offensive Lineman of the Week (San Diego State)

KENNY WORTHY (DB)
- WSU Special Teams Player of the Week (San Diego State)

SCOUT TEAMS PLAYERS OF THE WEEK

IDAHO - Cameron Weir (OFF), Arion Williams (OL), Brody Miller (DEF), Donovan Fitzmaurice (DL), Kaden Harken (ST)

SAN DIEGO STATE - Cameron Weir (OFF), Trevor Bindel (OL), Jamarey Smith (DEF), Luke Webb (DL), Erimus Wright (ST)

at North Texas - None

WASHINGTON - None

at Colorado State - None

at Ole Miss - None

at Virginia - None

TOLEDO - None

at Oregon State - None

LOUISIANA TECH - None

at James Madison -

OREGON STATE -

THE LAST TIME WSU ...

PASSING (Min. 20 att)	
60+ PASS ATTEMPTS	62, Anthony Gordon, at Washington, 2019
50+ PASS ATTEMPTS	59, Cameron Ward, at California, 2023
50+ PASS COMPLETIONS	50, Anthony Gordon, Oregon State, 2019
40+ PASS COMPLETIONS	48, Anthony Gordon, at Washington, 2019
30+ PASS COMPLETIONS	31, Zevi Eckhaus, vs. Syracuse, 2024
500+ PASS YARDS	606, Anthony Gordon, Oregon State, 2019
400+ PASS YARDS	438, Cameron Ward, at Oregon, 2023
5+ PASSING TD	5, John Mateer, Portland State, 2024
4+ PASSING TD	4, John Mateer, at New Mexico, 2024
5+ INT	5, Luke Falk, at California, 2017
4+ INT	4, Tyler Hilinski, at Arizona, 2017
.800+ COMPLETION PCT.	.850 (23-27), John Mateer, Hawai'i, 2024
.750+ COMPLETION PCT.	.774 (24-31), Zevi Eckhaus, at Ole Miss, 2025
RUSHING (Min. 8 carries)	
HAD 40+ CARRIES	42, Jerome Harrison, UCLA, 2004
HAD 30+ CARRIES	37, Dwight Tardy, UCLA, 2007
HAD 20+ CARRIES	21, John Mateer, at San Diego State, 2024
RUSHED FOR 200+ YARDS	214, Dwight Tardy, UCLA, 2007
RUSHED FOR 150+ YARDS	197, John Mateer, Texas Tech, 2024
RUSHED FOR 100+ YARDS	149, Wayshawn Parker, Utah State, 2024
RUSHED FOR 4+ TD	4, Deon Burnett, Louisiana - Lafayette, 1999
RUSHED FOR 3+ TD	3, Nakia Watson, Arizona State, 2022
AVERAGED 10.0 YARDS	13.5, Wayshawn Parker, Utah State, 2024
RUSHED FOR 75+ YARD TD	75, Wayshawn Parker, Utah State, 2024
RUSHED FOR 50+ YARD TD	75, Wayshawn Parker, Utah State, 2024
2 PLAYERS RUSHED FOR 100+ YARDS	Jerome Harrison (113), DeMaundray Woolridge (105), vs. Grambling State, 2005
3 PLAYERS RUSH FOR TD	Wayshawn Parker (1), John Mateer (1), Djouvensky Schlenbaker (3), Texas Tech, 2024
RECEIVING	
15+ RECEPTIONS	16, Lincoln Victor, at Oregon, 2023
10+ RECEPTIONS	10, Kyle Williams, vs Syracuse, 2024
200+ REC YARDS	252, Vince Mayle, at Arizona State, 2014
150+ REC YARDS	172, Kyle Williams, vs Syracuse, 2024
100+ REC YARDS	108, Joshua Meredith, at Virginia, 2025
4+ REC TD	4, Easop Winston Jr., UCLA, 2019
3+ REC TD	3, Kyle Williams, at New Mexico, 2024
2+ REC TD	2, Trey Leckner, San Diego State, 2025
2 PLAYERS W/ 2+ REC TD	De'Zhaun Stribling (2) and Donovan Ollie (2), Colorado State, 2022
5 PLAYERS W/ REC TD	Portland State, 2024
75+ YARD REC TD	78, Calvin Jackson Jr. from Jayden de Laura, Arizona, 2021
50+ YARD REC TD	66, Kyle Williams from Zevi Eckhaus, vs Syracuse, 2024
2 PLAYERS W/ 10+ REC	Tavares Martin Jr. (11), Jamal Morrow (10), at Arizona, 2017
2 PLAYERS W/ 100+ REC YARDS	Kyle Williams (142), Kris Hutson (126), at Boise State, 2024
2 PLAYERS W/ 150+ REC YARDS	Kyle Williams (174), Josh Kelly (159), Oregon State, 2023
3 PLAYERS W/ 100+ REC YARDS	Vince Mayle (263), River Cracraft (172), Dom Williams (107), California, 2014
ALL-PURPOSE	
300+ ALL-PURPOSE YARDS	375, Rueben Mayes, Oregon, 1984
200+ ALL-PURPOSE YARDS	210, Kyle Williams, Oregon State, 2023
SCORED 3 TOTAL TD	3, Kyle Williams, at New Mexico, 2024
DEFENSE	
20+ TACKLES	20, Jahad Woods, vs. Air Force, 2019
15+ TACKLES	16, Jahad Woods, BYU, 2021
10+ TACKLES	10, Anthony Palano, at Oregon State, 2025
3+ SACKS	3, Ansel Din-Mbuh, at San Diego State, 2024
2+ SACKS	2, Isaac Terrell, at Ole Miss, 2025
4+ TACKLES-FOR-LOSS	4.0, Isaac Terrell, at Ole Miss, 2025
3+ TACKLES-FOR-LOSS	4.0, Isaac Terrell, at Ole Miss, 2025
4+ INTERCEPTIONS	4, Lamont Thompson, UCLA, 2001
3+ INTECEPTIONS	3, Will Derting, Nevada, 2002
2+ INTERCEPTIONS	2, Sam Lockett III, at Arizona, 2022
2+ FUMBLE RECOVERIES	2, Buddah Al-Uqdah, Wyoming, 2024
2 FORCED FUMBLES	2, Ron Stone Jr., Wisconsin, 2023
INT RETURN FOR TD	29 yards, Buddah Al-Uqdah, at Oregon State, 2024
FUMBLE RETURN FOR TD	74 yards, Brennan Jackson, Colorado, 2023
2 FUMBLE RETURNS FOR TD	40 and 74 yards, Brennan Jackson, Colorado 2023
RECORDED A SAFETY	Isaac Terrell sack in end zone, San Diego State, 2025
DEFENSIVE SHUTOUT	31-0, San Jose State, 2018
NO TOUCHDOWNS ALLOWED	28-3, Louisiana Tech, 2025
SPECIAL TEAMS	
12+ PUNTS	12, Steve Johnston, UCLA, 1992
10+ PUNTS	10, Michael Bowlin, Arizona State, 2012
9+ PUNT RETURNS	9, Jay Dumas, Oregon, 1994
PUNT RETURN FOR TD	75, Kaleb Fossum, California, 2016
KICKOFF RETURN FOR TD	98, Leyton Smithson, Colorado, 2023
MADE 50+ YARD FIELD GOAL	52, Dean Janikowski, San Jose State, 2024
MADE 4+ FIELD GOALS	4 (31, 25, 41, 39), Dean Janikowski, at Washington, 2021
BLOCKED PUNT	Leon Neal Jr., vs Syracuse, 2024
BLOCKED 2 PUNTS	Arizona, 2021
BLOCKED PUNT RETURN FOR TD	12 yards, Josh Meredith, vs Syracuse, 2024
BLOCKED FIELD GOAL	Bryson Lamb, at Colorado State, 2025
BLOCKED 2 FIELD GOALS	at Oregon, 2003
BLOCKED FG RETURN FOR TD	72, Marcellus Pippins, Idaho, 2016
DEFENSIVE PAT	George Hicks III, Blocked PAT return, at California, 2019
BLOCKED PAT	Team (Misiona Aiolupotea-Pei blocked), at California, 2019
2-PT CONVERSION ATT	John Mateer catch from Kris Hutson, at San Diego State, 2024
2-PT CONVERSION MAKE	John Mateer catch from Kris Hutson, at San Diego State, 2024
ATTEMPTED ONSIDE KICK (0 for last 12)	Washington, 2025
CONVERTED ONSIDE KICK	at Arizona State, 2014

THE LAST TIME A WSU OPPONENT ...

PASSING (Min. 20 att)	
60+ PASS ATTEMPTS	61, Brad Lebo, Montana, 1992
50+ PASS ATTEMPTS	58, Behren Morton, Texas Tech, 2024
40+ PASS COMPLETIONS	40, Bo Levi Mitchell, at SMU, 2009
30+ PASS COMPLETIONS	35, Emmett Brown, San Jose State, 2024
500+ PASS YARDS	504, David Mills, Stanford, 2019
300+ PASS YARDS	453, Kyle McCord, vs. Syracuse, 2024
5+ PASSING TD	5, Kyle McCord, vs. Syracuse, 2024
4+ PASSING TD	4, Demond Williams Jr., Washington, 2025
4+ INT	4, Jayden de Laura, at Arizona, 2022
.850+ COMPLETION PCT.	.850 (34-40), Gage Gubrud, Eastern Washington, 2016
.750+ COMPLETION PCT.	.827 (24-29), Drew Mestemaker, at North Texas, 2025
RUSHING (Min. 8 carries)	
HAD 40+ CARRIES	42, John White, Utah, 2011
HAD 30+ CARRIES	30, Carson Steele, at UCLA, 2023
HAD 25+ CARRIES	25, Anthony Hankerson, at Oregon State, 2025
RUSHED FOR 200+ YARDS	259, Ashton Jeanty, at Boise State, 2024
RUSHED FOR 100+ YARDS	132, Anthony Hankerson, at Oregon State, 2025
RUSHED FOR 4+ TD	4, Ashton Jeanty, at Boise State, 2024
RUSHED FOR 3+ TD	3, Devon Dampier, at New Mexico, 2024
AVERAGED 10.0 YARDS	10.0, Ashton Jeanty, at Boise State, 2024
RUSHED FOR 75+ YARD TD	89, CJ Verdell, at Oregon, 2019
RUSHED FOR 50+ YARD TD	72, Derrick Jameson, Utah State, 2024
2 PLAYERS RUSHED FOR 100+ YARDS	Devon Dampier (193), Eli Sanders (108), at New Mexico, 2024
RECEIVING	
12+ RECEPTIONS	12, Trent Walker, at Oregon State, 2024
10+ RECEPTIONS	12, Trent Walker, at Oregon State, 2024
200+ REC YARDS	206, Cooper Kupp, Eastern Washington, 2016
100+ REC YARDS	102, Jahmal Edrine, at Virginia, 2025
3+ REC TD	4, Amon St. Brown, at USC, 2020
75+ YARD REC TD	75, Justus Ross-Simmons, at Colorado State, 2023
50+ YARD REC TD	59, Omari Evans, Washington, 2025
2 PLAYERS WITH 100+ REC YARDS	Denzel Boston (107), Jonah Coleman (104), Washington, 2025
ALL-PURPOSE	
300+ ALL-PURPOSE YARDS	313, CJ Verdell, at Oregon, 2019
200+ ALL-PURPOSE YARDS	266, Ashton Jeanty, at Boise State, 2024
DEFENSE	
15+ TACKLES	16, Jack Howell, at Colorado State, 2023
5+ SACKS	5, Riall Johnson, Stanford, 1999
4+ SACKS	5, Riall Johnson, Stanford, 1999
3+ SACKS	3, Tuli Tuipulotu, at USC, 2022
5+ TACKLES-FOR-LOSS	5, Nick Reed, Oregon, 2007
4+ TACKLES-FOR-LOSS	4, Jacob Holmes, at Fresno State, 2024
3+ TACKLES-FOR-LOSS	4, Jacob Holmes, at Fresno State, 2024
3+ INTERCEPTIONS	3, Jordan Poyer, Oregon State, 2012
2+ INTERCEPTIONS	2, Jaheim Patterson, at Oregon State, 2025
SPECIAL TEAMS	
12+ PUNTS	12, Ryan Downes, Idaho, 2001
10+ PUNTS	10, AJ Winsor, at Oregon State, 2025
9+ PUNT RETURNS	9, Jay Dumas, Oregon, 1994
PUNT RETURN FOR TD	69, Kyle Philips, UCLA, 2019
KICKOFF RETURN FOR TD	98, Kobe Johnson, at Colorado State, 2023
INT RETURN FOR TD	47, Alex McLaughlin, Washington, 2025
FUMBLE RETURN FOR TD	Forced fumble on TFL, 52 yards, Nohl Williams, at California, 2023
RECORDED A SAFETY	Run, at Virginia, 2025
DEFENSIVE SHUTOUT	at Arizona State (42-0), 2010
NO TOUCHDOWNS ALLOWED	at California (37-3), 2017
MADE 50+ YARD FIELD GOAL	51, Drew Henderson, Louisiana Tech, 2025
MADE 4+ FIELD GOALS	4 (44,42,24,43), Grady Gross, vs. Washington, 2024
BLOCKED PUNT	JJ Jean-Louis, at North Texas, 2025
BLOCKED PUNT RETURN FOR TD	
BLOCKED FIELD GOAL	Maxs Tupai, (Mazza 52-yard attempt) at Utah, 2018
BLOCKED FG RETURN FOR TD	68, Sheldon Price, UCLA, 2012
DEFENSIVE PAT	100-yard INT, Steve Tovar, Ohio State, 2001
BLOCKED PAT	Arizona State, 2022
2-PT CONVERSION ATT	Run failed, San Diego State, 2025
2-PT CONVERSION MAKE	Pass Successful, vs Syracuse, 2024
ATTEMPTED ONSIDE KICK	at San Diego State, 2024
CONVERTED ONSIDE KICK	San Jose State, 2024

WASHINGTON STATE IN OVERTIME

DATE	OPPONENT	SITE	OVERTIMES	RESULT
11/23/1996	Washington	Pullman	1	L, 24-31
10/25/1997	Arizona	Pullman	1	W, 35-34
10/14/2000	Arizona	Tucson, Ariz.	3	L, 47-53
10/21/2000	Arizona State	Pullman	1	L, 20-23
11/4/2000	Oregon	Pullman	1	L, 24-27
10/5/2002	USC	Pullman	1	W, 30-27
11/23/2002	Washington	Pullman	3	L, 26-29
11/6/2003	Notre Dame	South Bend, Ind.	1	L, 26-29
10/15/2005	UCLA	Pullman	1	L, 41-44
11/22/2008	Washington	Pullman	2	W, 16-13
9/19/2009	SMU	Pullman	1	W, 33-30
11/19/2011	Utah	Pullman	1	L, 27-30
11/23/2012	Washington	Pullman	1	W, 31-28
10/10/2015	Oregon	Eugene, Ore.	2	W, 45-38
9/9/2017	Boise State	Pullman	3	W, 47-44
9/20/2024	San Jose State	Pullman	2	W, 54-52
TOTAL				**8-8**

CAREER STARTS AT WSU

OFFENSE

	2021	2022	2023	2024	2025	STRK	CAR
Caldwell (OL)					2	-	2
Dieu (OL)	0	0	8	13	10	30	31
Dunham (OL)			0	0	2	-	2
Eckhaus (QB)				1	7	7	8
Faleye (TE)					5	3	5
Freeman (WR)				1	6	-	7
Hilborn (OL)	1	13	12	11	6	1	43
Johnson (RB)					6	-	6
Leckner (TE)		0	0	2	7	1	9
Lester (OL)			0	0	10	10	10
Meredith (WR)		0	0	8	10	11	18
Noga (WR)					10	10	10
Potter (QB)			0	0	3	-	3
Pulalasi (RB)			0	1	0	-	1
Smithson (WR)		6	0	0	2	-	8
Tripp (OL)			0	0	10	10	10
Vaipulu (OL)					10	10	10
Vorhees (RB)					5	4	5

DEFENSE

	2021	2022	2023	2024	2025	STRK	CAR
Baloun (DT)					4	-	4
Colson (CB)			1	1	10	11	12
Dalton (DT)					5	5	5
Durrance (S)					8	1	8
Ellison (LB)				1	1	-	1
Francl (LB)					10	10	10
Humphrey (CB)					9	9	9
Lamb (DL)		0	0	1	8	5	9
Large (S)					9	9	9
McKenna (LB)				1	9	10	10
Palano (LB)					7	-	7
Peleti (DE)					10	10	10
Reeder (S)					2	-	2
Sandjo (DT)					3	-	3
Schlimgen (LB)					2	2	2
Stevenson (DE)	0	0	0	2	6	-	8
Malaki Ta'ase (DE)					1	-	1
Terrell (DE)			0	0	3	2	3

CAREER 100-YD REC GAMES

#18 JOSHUA MEREDITH

	YDS	REC	TD	GAME
1.	111	7	1	vs. Washington (2024)
2.	***108***	***7***	***1***	***at Virginia (2025)***

CAREER 100-YD RUSH GAMES

#1 ANGEL JOHNSON

	YDS	CARRIES	TD	GAME
1.	132	7	1	Murray State (2024, SDSU)
2.	100	13	1	at North Dakota (2024, SDSU)

#9 KIRBY VORHEES

	YDS	CARRIES	TD	GAME
1.	179	5	3	at SE Louisiana (2024, SDSU)

SPECIAL TEAMS TACKLES

PLAYER	TOTAL	KICKOFF	PUNT
Gage Jones	3	3	0
Ryan Harris	2	2	0
Brody Miller	2	2	0
Colton Peoples	2	0	2
Carsten Reynolds	2	1	1
Kenny Worthy III	2	2	0
Gavin Barthiel	1	1	0
Ben Beatty	1	0	1
Hudson Cedarlund	1	1	0
AJ Davis	1	1	0
Ademola Faleye	1	1	0
Caleb Francl	1	1	0
Duhron Goodman	1	1	0
Parker McKenna	1	0	1
Carter Pabst	1	1	0
Kyle Peterson	1	0	1
Trey Ridley	1	0	1
Damarius Russell	1	1	0
Sullivan Schlimgen	1	0	1

CAREER 10+ TACKLE GAMES

#0 ANTHONY PALANO

	TACKLES	GAME
1.	***13***	***at Colorado State (2025)***
2.	***10***	***at Oregon State (2025)***

#1 TUCKER LARGE

	TACKLES	GAME
1.	***13***	***TOLEDO (2025)***

#9 CALEB FRANCL

	TACKLES	GAME
1.	***11***	***IDAHO (2025)***
2.	***10***	***at Virginia (2025)***

#25 CALE REEDER

	TACKLES	GAME
1.	10	at Southern Illinois (2023, SDSU)

#44 PARKER MCKENNA

	TACKLES	GAME
1.	14	Montana (2023, PSU)
2.	***12***	***at Ole Miss (2025)***
3.	11	at Idaho (2021, PSU)
4.	11	Eastern Washington (2023, PSU)
5.	10	at Montana (Spring, 2021, PSU)
6.	10	at Washington State (2021, PSU)
7.	10	Cal Poly (2021, PSU)
8.	***10***	***at Colorado State (2025)***
9.	***10***	***TOLEDO (2025)***

2025 STARTING LINEUPS

OFFENSE	LT	LG	C	RG	RT	TE	WR	WR	WR	RB	QB
IDA	TRIPP	LESTER	DIEU	VAIPULU	HILBORN	LECKNER	NOGA	MEREDITH	FREEMAN	JOHNSON	POTTER
SDSU	TRIPP	LESTER	DIEU	VAIPULU	HILBORN	LECKNER	NOGA	MEREDITH	SMITHSON	JOHNSON	POTTER
AT UNT	TRIPP	LESTER	DIEU	VAIPULU	HILBORN	FALEYE	NOGA	MEREDITH	VORHEES (RB)	JOHNSON	POTTER
UW	TRIPP	LESTER	DIEU	VAIPULU	HILBORN	LECKNER	NOGA	MEREDITH	SMITHSON	JOHNSON	ECKHAUS
AT CSU	TRIPP	LESTER	DIEU	VAIPULU	HILBORN	LECKNER	NOGA	MEREDITH	FREEMAN	JOHNSON	ECKHAUS
AT MISS	TRIPP	LESTER	DIEU	VAIPULU	CALDWELL	LECKNER	NOGA	MEREDITH	FALEYE (TE)	JOHNSON	ECKHAUS
AT VIR	TRIPP	LESTER	DIEU	VAIPULU	CALDWELL	LECKNER	NOGA	MEREDITH	FREEMAN	VORHEES	ECKHAUS
TOL	TRIPP	DUNHAM	DIEU	VAIPULU	LESTER	FALEYE	NOGA	MEREDITH	FREEMAN	VORHEES	ECKHAUS
AT OSU	TRIPP	DUNHAM	DIEU	VAIPULU	LESTER	FALEYE	NOGA	MEREDITH	FREEMAN	VORHEES	ECKHAUS
LATECH	TRIPP	LESTER	DIEU	VAIPULU	HILBORN	FALEYE	NOGA	MEREDITH	LECKNER (TE)	VORHEES	ECKHAUS
AT JMU											
OSU											

DEFENSE	DE	DT	DT	DE	MIKE	WIL	SAM	CB	S	S	CB
IDA	STEVENSON	BALOUN	LAMB	PELETI	PALANO	MCKENNA	FRANCL	HUMPHREY	LARGE	DURRANCE	COLSON
SDSU	STEVENSON	BALOUN	LAMB	PELETI	PALANO	MCKENNA	FRANCL	HUMPHREY	LARGE	DURRANCE	COLSON
AT UNT	STEVENSON	BALOUN	LAMB	PELETI	ELLISON	MCKENNA	FRANCL	HUMPHREY	LARGE	DURRANCE	COLSON
UW	STEVENSON	BALOUN	SANDJO	PELETI	PALANO	MCKENNA	FRANCL	HUMPHREY	LARGE	DURRANCE	COLSON
AT CSU	STEVENSON	SANDJO	LAMB	PELETI	PALANO	MCKENNA	FRANCL	HUMPHREY	LARGE	DURRANCE	COLSON
AT MISS	STEVENSON	DALTON	LAMB	PELETI	PALANO	MCKENNA	FRANCL	HUMPHREY	LARGE	DURRANCE	COLSON
AT VIR	TERRELL	DALTON	LAMB	PELETI	PALANO	MCKENNA	FRANCL	HUMPHREY	LARGE	DURRANCE	COLSON
TOL	TA'ASE	DALTON	LAMB	PELETI	PALANO	MCKENNA	FRANCL	HUMPHREY	LARGE	REEDER	COLSON
AT OSU	TERRELL	DALTON	LAMB	PELETI	SCHLIMGEN	MCKENNA	FRANCL	HUMPHREY	LARGE	REEDER	COLSON
LATECH	TERRELL	DALTON	LAMB	PELETI	SCHLIMGEN	MCKENNA	FRANCL	HUMPHREY	LARGE	DURRANCE	COLSON
AT JMU											
OSU											

	PLAYER	NOTES	CAREER-HIGHS
QB	**#4 ZEVI ECKHAUS** 6-0 | 200 | Gr. | Culver City, Calif. (Bryant) - Transferred from Bryant in spring, 2024, 3-yr starter	- vs Syracuse (Holiday Bowl) 363 yds, 3 pass TD, rush TD - Started last 7 gms, 5 games with 2 pass TD in 2025 - 2 rush TD vs LaTech, 6 rush TD in 2025	COMP | 32, at Lindenwood (11/11/23) PASS YDS | 394, SE Missouri State (11/18/23) PASS TD | 6, SE Missouri State (11/18/23)
	#5 JAXON POTTER 6-5 | 205 | RS-So. | Huntington Beach, Calif. (Santa Margarita HS) - Same HS as Klay Thompson and River Cracraft	- 3-star signee in 2023, 27 pass TD and 2 INT as senior - Started opener vs Idaho, 208 pass yds, 6-yd TD pass - vs San Diego State, 257 yds, 3 pass TD	COMP | 28, San Diego State (9/6/25) PASS YDS | 257, San Diego State (9/6/25) PASS TD | 3, San Diego State (9/6/25)
	#2 JULIAN DUGGER 6-3 | 208 | RS-Fr. | Pittsburgh, Pa. (Pitt) - 2024 signee at Pitt, #17 dual-threat QB	- 2024 vs Toledo in GameAvobe Sports Bowl 7-of-13 for 72 yds, 2 TD, INT, 88 rush yds, 1 rush TD - 2025; 3-yard rush TD vs SDSU, 8-yard rec at UVA	COMP | 7, vs. Toledo (12/26/24) PASS YDS | 72, vs. Toledo (12/26/24) PASS TD | 2, vs. Toledo (12/26/24)
	#13 AJANI SHEPPARD 6-2 | 230 | RS-So. | Bronx, N.Y. (Rutgers) - Transferred from Rutgers	- 3-star signee in 2023, #6 prospect in New York - 1 GP in 2023, 4 GP in '24, 20-yard rush vs Wisconsin - Has not played in 2025	COMP | 2, Wagner (9/30/23) PASS YDS | 23, Wagner (9/30/23) PASS TD |
RB	**#1 ANGEL JOHNSON** 5-9 | 192 | RS-Sr. | Viborg, S.D. (South Dakota State) - Transferred from SDSU, 34 GP, 1119 rush yds, 9 TD	- In 2024 at SDSU, 646 rush yards, 3 rush TD, 15 rec - vs SDSU, 31-yard rec; 33 rush yds at UVA - at OSU, season-long 21-yard rush	CARRIES | 14, South Dakota (10/26/24) RUSH YDS | 132, Murray State (11/2/24) REC | 4, at North Dakota State (10/19/24)
	#9 KIRBY VORHEES 5-11 | 2089 | RS-So. | Lutz, Fla. (South Dakota State) - Transferred from South Dakota St in Jan., 1119 rush yds	- at Ole Miss, season-high 88 yds, 46-yd rush TD - Started last 4 games, 1 rush TD vs Toledo, 1 at OSU - Had 76 rush yds and rush TD vs LaTech	CARRIES | 16 (2x), Last - Louisiana Tech (11/15/25) RUSH YDS | 179, at Southeastern Louisiana (9/21/24) REC | 5, Idaho (8/30/25)
	#3 MAXWELL WOODS 5-10 | 192 | RS-Fr. | Carver, Minn. (South Dakota State) - Transferred from South Dakota St, 7 GP, 1 rush TD in '24	- WSU debut vs San Diego State, had 4-yard rush - at North Texas, career-high 5 rec, 42 yds - rushed 4 times for 20 yards at OSU	CARRIES | 11, Murray State (11/2/24) RUSH YDS | 61, Augustana (SD) (9/14/24) REC | 5, at North Texas (9/13/25)
	#20 LEO PULALASI 6-1 | 217 | RS-So. | Tacoma, Wash. (Lakes HS) *- PRONOUNCED "LAY-o / POO-la-lawsee"*	- Started in Holiday Bowl, 61 rush yards vs Syracuse - vs Idaho, 14-yard rec on game-winning drive - at CSU, career-long 45-yard rush	CARRIES | 14, vs Syracuse (12/27/24) RUSH YDS | 66, at California (11/11/23) REC | 3, at New Mexico (11/16/24)
WR	**#15 JEREMIAH NOGA** 6-2 | 190 | RS-Sr. | Grants Pass, Ore. (Oregon State) - Transferred from Oregon State in January	- at Oregon State, 43 GP, 33 rec, 404 rec yds, 1 rec TD - vs Idaho, 5 rec, 54 yards, started all 10 games - at CSU, 35-yard rec TD, 1st as a Coug	REC | 6, at Nevada (10/12/24) REC YDS | 94, at Nevada (10/12/24) REC TD | 1 (2x), Last - at Colorado State (9/27/25)
	#21 CARTER PABST 6-1 | 194 | Fr. | Wichita, Kan. (Eisenhower HS)	- 2024 All-State, 3-star signee, 75 rec, 1641 yds, 29 TD - at North Texas, 3 rec, 65 yds, 43 long - DNP 2 games, had 35-yard TD rec vs Toledo	REC | 3, at North Texas (9/13/25) REC YDS | 65, at North Texas (9/13/25) REC TD | 1, Toledo (10/25/25)
	#88 MACKENZIE ALLEYNE 6-1 | 185 | RS-Fr. | Tustin, Calif. (Tustin HS)	- 2024 walk-on, redshirt, 2x Off. Scout Team POW - Made collegiate debut vs Idaho - 1st career catch came vs LaTech, 9 yards	REC | 1, Louisiana Tech (11/15/25) REC YDS | 9, Louisiana Tech (11/15/25) REC TD |
WR	**#18 JOSHUA MEREDITH** 6-0 | 193 | RS-Sr. | San Diego, Calif. (Mater Dei HS) - vs Idaho, 6-yard rec TD from Potter	- vs San Diego State, career-high 8 rec, 88 yds - vs UW, career-long 48 yd, 108 yds and 1 TD at UVA - Had 5 catches for 70 yards, 23-yard TD vs LaTech	REC | 8, San Diego State (9/6/25) REC YDS | 111, vs. Washington (9/14/24) REC TD | 1 (6x), Last - Louisiana Tech (11/15/25)
	#0 TONY FREEMAN 5-8 | 171 | Jr. | Richmond, Calif. (College of San Mateo) - Played 2023 at College of San Mateo	- 33-yard punt return vs UW, 47-yard punt ret at OSU - at Ole Miss, career highs 9 rec, 92 yds, 1st career TD - 15-yard TD rec vs Toledo, 58-yard punt ret vs LaTech	REC | 9, at Ole Miss (10/11/25) REC YDS | 92, at Ole Miss (10/11/25) REC TD | 1 (2x), Last - Toledo (10/25/25)
	#12 LEON NEAL JR. 5-10 | 188 | RS-Sr. | Seattle, Wash. (Garfield HS) - dad, Leon played at UW (1991-96)	- Walked on in 2021, blocked punt in 2024 Holiday Bowl - vs Idaho, 1st career catch - vs San Diego State, 18-yard TD rec	REC | 2 (4x), Last - at Virginia (10/18/25) REC YDS | 24, at Ole Miss (10/11/25) REC TD | 1, San Diego State (9/6/25)
WR	**#10 LEYTON SMITHSON** 6-1 | 182 | Sr. | Bellingham, Wash. (Squalicum HS) - Switched from WR to safety in 2024, switched back	- Had 30 rec and 1 rec TD in 2022 - 98-yard kick return TD vs Colorado in 2023 - vs San Diego State, started, 7-yard catch	REC | 7, Washington (11/26/22) REC YDS | 62, at Oregon State (10/15/22) REC TD | 1, Arizona State (11/12/22)
	#84 LANDON WRIGHT 5-11 | 173 | RS-Fr. | Fresno, Calif. (Clovis West HS) - 3-star signee out Clovis West HS in Fresno	- Collegiate debut vs San Diego State - at North Texas, 1st career catch was 34-yd rec - at Ole Miss, 26-yard TD rec	REC | 2, at Ole Miss (10/11/25) REC YDS | 34, at North Texas (9/13/25) REC TD | 1, at Ole Miss (10/11/25)
	#8 BRANDEN GANASHAMOORTHY 6-3 | 201 | RS-So. | Monroe, Wash. (Eastside Catholic HS) *- PRONOUNCED "GANNA-sha-MOR-thee"*	- Walked on prior to 2023 season, redshirted - vs PSU in 2024 collegiate debut, 1st career catch - Had 9-yard TD rec vs Syracuse in 2024 Holiday Bowl	REC | 2, Hawaii (10/19/24) REC YDS | 26, Hawaii (10/19/24) REC TD | 1, vs Syracuse (12/27/24)
TE	**#23 TREY LECKNER** 6-3 | 232 | RS-So. | Snohomish, Wash. (Glacier Peak HS)	- 2024 vs PSU, college debut, 1st career rec was 33-yd TD - Started vs Idaho, 17-yard catch - vs San Diego St, 2 rec TD (3, 3), career-high 6 rec	REC | 6, San Diego State (9/6/25) REC YDS | 33, Portland State (8/31/24) REC TD | 2, San Diego State (9/6/25)
	#83 ADEMOLA FALEYE 6-7 | 253 | RS-Sr. | Brockton, Mass. (Michigan State) - PRONOUNCED "Ah-dem-ola / FAH-lay"	- 2 years at Norfolk State (21-22), 2 at Michigan St (23-24) - Transferred from MSU in January, 12 GP last season - at Colorado State, 2-yard TD rec (3rd career TD)	REC | 3, Morgan State (10/30/21) REC YDS | 33, at Sacred Heart (10/1/22) REC TD |1 (3x), Last - at Colorado State (9/27/25)
	#27 HUDSON CEDARLUND 6-3 | 240 | RS-Jr. | Gig Harbor, Wash. (Gig Harbor HS)	- Appeared in 12 games in 2023, played 1 game in 2024 - Switched to TE from LB this past spring - at North Texas, 1st career catch	REC | 1, at North Texas (9/13/25) REC YDS | 4, at North Texas (9/13/25) REC TD |
	#86 BEAU BAKER 6-6 | 255 | RS-Fr. | Springfield, Ky. (South Dakota State) - Transferred from South Dakota State, DNP 2024	- Was 2x all-league QB in HS before switch to TE - Appears on FG and PAT - 1st career catch was 12-yard TD in Apple Cup	REC | 1, Washington (9/20/25) REC YDS | 12, Washington (9/20/25) REC TD | 1, Washington (9/20/25)

	PLAYER	NOTES	CAREER-HIGHS
LT	**#71 ASHTON TRIPP** 6-7 | 303 | RS-So. | Kennewick, Wash. (Kennewick HS)	- Appeared in 2 games in 2023, redshirted - Appeared in all 13 games in 2024, played on FG, PAT - Played at RT in '24 (Portland State, Hawaii, Syracuse)	- Started 2025 opener vs Idaho, 1st career start - Started all 10 games at LT
	#68 CHRIS LINO 6-8 | 304 | RS-Fr. | Seattle, Wash. (Seattle Prep) *- PRONOUNCED "LEE-KNOW"*	- older brother, Andre played DT at Eastern Washington (2014-17) - 3-star signee in 2024, redshirted 2024	- Has not appeared in a game in 2024 or 2025
LG	**#67 JONNY LESTER** 6-5 | 306 | RS-Jr. | Spokane, Wash. (Northwest Christian HS)	- Walked on in 2022, redshirted, 0 GP in 2023 - Appeared in 12 games in 2024, mostly on FG and PAT - Started opener vs Idaho, 1st career start	- Started 1st 7 games at LG, started at RT (TOL, OSU) - Started at LG vs LaTech - Started all 10 games, 8 at LG, 2 at RT
	#50 SONE FALEALO 6-6 | 310 | RS-Fr. | Anchorage, Alaska (Idaho) *- PRONOUNCED "SO-nay / FOW-lee-ow-loh"*	- Transferred from Idaho in January - Did not play at Idaho in 2024, redshirt season	- Has not appeared in a game in 2025
C	**#65 BROCK DEIU** 6-3 | 299 | RS-Sr. | Queen Creek, Ariz. (Casteel HS) *- PRONOUNCED "DEW"*	- Collegiate debut came in 2021 Sun Bowl - In 2024, 508 pass block snaps, 7 pressures allowed	- 31 career starts (LG-2, C-12, RG-17) - 2025 Rimington Trophy Watch List (top center) - Started all 10 games at center
	#69 KYLE MARTIN 6-3 | 303 | RS-So. | Sumner, Wash. (Sumner HS)	- Did not appear in a game in 2023, redshirted - Did not appear in a game in 2024 - 2x Scout Team Player of the week awards in 2024	- Made collegiate debut at Oregon State, played C
RG	**#66 AJ VAIPULU** 6-2 | 302 | Sr. | Riverside, Calif. (New Mexico State) *- PRONOUNCED "VY-poo-loo"*	- Transferred from NMSU in January - Played last 3 seasons at New Mexico State	- 2024 All-Conference USA Second Team, 12 starts - 47 career games played - Started all 10 games at RG
	#75 NOAH DUNHAM 6-5 | 289 | RS-So. | Yuba City, Calif. (Yuba City HS)	- Did not appear in a game in 2023, redshirted - 2022 3-star prospect, #69 OT in the country - 3 games played in 2024 (PSU, HAW, SYR)	- Appeared at LG (UNT, MISS, VIR, TOL, OSU) - Started at LG vs Toledo, 1st career start - Started at LG at Oregon State
RT	**#61 CHRISTIAN HILBORN** 6-5 | 318 | RS-Sr. | Salt Lake City, Utah (Highland HS)	- First career start was at RT at 2021 Sun Bowl - 11 starts in 2024, RT (5), LG (3), RG (2), RT (1) - allowed just one sack in 408 pass snaps in 2024	- 43 CAREER STARTS- LT (7), LG (21), RG (2), RT (13) - Started first 5 games, DNP 4 games, started vs LaTech - 46 career GP, 6th-most in WSU history
	#54 XAVIER THORPE 6-5 | 300 | RS-Fr. | Livermore, Calif. (Livermore HS)	- 3-star prospect in 2024 signee - Did not appear in a game in 2024, redshirt season	- Made collegiate debut at Oregon State, played RG - Appears on PAT, FG
P	**#98 RYAN HARRIS** 6-0 | 207 | RS-So. | Vancouver, B.C. (San Diego Mesa College) - in 2023 at JC, 38.9 avg, 55 punts, 64 long, 23 inside 20	- Walked on prior to 2024, 3 GP 11 kickoffs, 10 TB - 60 yd punt vs San Diego State, 54-yard punt at UVA - 31 TB on 46 kickoffs, put 3 punts inside 20 at OSU	PUNTS | 7, at Oregon State (11/1/25) INSIDE 20 | 3, at Oregon State (11/1/25) LONG | 60, San Diego State (9/6/25)
	#97 ADLAI LOUNSBURY 6-4 | 183 | Fr. | Adel, Iowa (Van Meter HS)	- All-District punter as a senior at Van Meter HS - Has not played in 2025	PUNTS | INSIDE 20 | LONG |
	#29 TROY PETZ 6-1 | 193 | RS-So. | Lynden, Wash. (Washington) - Transferred from Washington in January	- Did not appear in 2023 and 2024, redshirted 2023 - Academic All-Big Ten - Has not played in 2025	PUNTS | INSIDE 20 | LONG |
K	**#38 JACK STEVENS** 6-0 | 170 | RS-Fr. | North Agusta, S.C. (South Dakota State) - Transferred from SDSU in January, 0-1 FG in 2024	- Older brother Drew is All-Big Ten kicker at Iowa - vs Idaho, 1st 2 career FG, 32-yd winner with 3 sec - Started WSU career 8-for-8	FG MADE | 2 (4x), Last - at Virginia (10/18/25) FG LONG | 49, San Diego State (9/6/25) POINTS | 10, San Diego State (9/6/25)
	#97 ADLAI LOUNSBURY 6-4 | 183 | Fr. | Adel, Iowa (Van Meter HS)	- All-District punter as a senior at Van Meter HS - Has not played in 2025	FG MADE | FG LONG | POINTS |
LS	**#46 COLTON PEOPLES** 6-4 | 223 | Sr. | Alexandria, Ky. (Tennessee-Martin) -Transferred from Tennessee-Martin in January	- Played last 2 seasons at Tennessee-Martin - Appeared in 25 games, 2-time All-Ohio Valley - 10 starts at LS in 2025, 1 tackle at UNT, 1 at CSU	TKLS | 1 (10x), Last - at Colorado State (9/27/25)
	#40 COLSON BRUNNER 6-1 | 232 | RS-Sr. | Cashmere, Wash. (Oregon) - Transferred from Oregon, 2 games played in 2023	- Played 2 seasons at Central Washington (2021-22) - Did not appear in a game last season	TKLS |
	#41 SEAN BURES 6-0 | 213 | RS-So. | Lacey, Wash. (North Thurston HS)	- Did not appear in a game last 2 seasons - Redshirted 2023 - Made collegiate debut late in WK3 at North Texas	TKLS |

	PLAYER	NOTES	CAREER-HIGHS
DE	**#45 RAAM STEVENSON** 6-4 | 255 | RS-Sr. | Arlington, Texas (Mansfield Timberview HS) *- PROUNOUNCED "RAY-AM"*	- Had 2 sacks in 2024 (Texas Tech, Washington) - Started vs Idaho, 3 tackles, 1.5 TFL, 1 FR - Recorded a sack at CSU, DNP 3 games, played vs LAT	TKLS | 7, at UCLA (10/7/23) TFL | 1.5, Idaho (8/30/25) SACKS | 1 (3x), Last - at Colorado State (9/27/25)
	#98 MALAKI TA'ASE 6-2 | 265 | So. | Mesa, Ariz. (New Mexico State) *- PRONOUNCED "MAH-lah-kee / TAH-ah-say"*	- NMST transfer, Conference USA All-Freshmen - vs Idaho, FF; 1 TFL in Apple Cup, 4 tackles at UVA - 1 sack at OSU, had 1.5 sacks vs LaTech	TKLS | 6, Jacksonville State (10/9/24) TFL | 1.5, Louisiana Tech (11/15/25) SACKS | 1.5, Louisiana Tech (11/15/25)
	#93 JACK JANIKOWSKI 6-2 | 242 | RS-So. | Fallbrook, Calif. (Cathedral Catholic HS) *- Older brother, Dean kicked at WSU (2019-24), 43 FG*	- Walked on in 2023, appeared in 9 games in 2024 - Shared a TFL in Apple Cup, 1st career sack vs Toledo - Career-high 5 tackles and TFL at Oregon State	TKLS | 5, at Oregon State (11/1/25) TFL | 1 (2x), Last - at Oregon State (11/1/25) SACKS | 1, Toledo (10/25/25)
DT	**#3 MIKE SANDJO** 6-2 | 290 | RS-Sr. | Fort Worth, Texas (SMU) - Transferred from SMU in January, 28 career GP	- made debut vs San Diego St - 2 starts (UW, CSU), career high 3 tackles at CSU - DNP last 5 games	TKLS | 3, at Colorado State (9/27/25) TFL | 1 (4x), Last - at Virginia (11/23/24) SACKS | 1 (2x), Last - at Virginia (11/23/24)
	#52 DARRION DALTON 6-3 | 280 | RS-Sr. | Apple Valley, Minn. (San Diego State) - Transferred from San Diego State in Jan., 3 seasons	- Matched career-high w/ 4 tackles vs San Diego State - Started at Ole Miss, 1st career sack, 3 tackles at UVA - Started last 5 games, career-high 19 tackles in 2025	TKLS | 4 (2x), Last - San Diego State (9/6/25) TFL | 1 (3x), Last - at Ole Miss (10/11/25) SACKS | 1, at Ole Miss (10/11/25)
	#89 DONOVAN FITZMAURICE 6-3 | 283 | Fr. | St. Louis, Mo. (Marquette HS) - 2x All-State in Missouri	- Made collegiate debut at Colorado State - Recorded first 2 collegiate tackles at Ole Miss - Made career-high 4 tackles against Toledo	TKLS | 4, Toledo (10/25/25) TFL | SACKS |
DT	**#99 BRYSON LAMB** 6-2 | 301 | RS-Jr. | Bellingham, Wash. (Squalicum HS) - Walked on in 2022, put on scholly in 2024	- DNP Apple Cup, blocked FG at Colorado State - Recovered a fumble at Ole Miss, 9 starts in 2025 - Had 5 tackles, 2 TFL and 1st career sack at Oregon St	TKLS | 5 (3x), Last - at Oregon State (11/1/25) TFL | 2, at Oregon State (11/1/25) SACKS | 1, at Oregon State (11/1/25)
	#53 SONI FINAU 6-2 | 340 | Sr. | Elk Grove, Calif. (Cal Poly) *- PRONOUNCED "SO-nee / FEE-now"*	- Transferred from Cal Poly in January (32 GP) - Recorded 1st career 2-sack game at Colorado State - Had 2 tackles at Ole Miss, had 2 stops vs LaTech	TKLS | 4 (2x), Last - Northern Colorado (10/21/23) TFL | 2, at Colorado State (9/27/25) SACKS | 2, at Colorado State (9/27/25)
DE	**#10 BUDDHA PELETI** 6-2 | 250 | Sr. | Adelanto, Calif. (New Mexico State) - Transferred from New Mexico State, 36 career GP	- In 2024 at NMSU, had 2 sacks at Texas A&M - Started 1st 7 games, 8 starts in '25, sack in Apple Cup - 5 stops and 2 TFL at OSU, had a sack vs LaTech	TKLS | 7, Sam Houston (10/11/23) TFL | 2 (4x), Last - at Oregon State (11/11/25) SACKS | 2 (3x), Last - Texas A&M (11/16/24)
	#88 ISAAC TERRELL 6-2 | 247 | Jr. | Lehi, Utah (Lehi HS) - 2024 CSC Academic All-District (3.52, Business)	- vs San Diego State, 1st career sack was safety - 4 TFL, 2 sacks at Ole Miss, most by a Coug since 2017 - Team-highs 10 TFL and 5 sacks, shared sack vs LaTech	TKLS | 5 (2x), Last - at Ole Miss (10/11/25) TFL | 4, at Ole Miss (10/11/25) SACKS | 2, at Ole Miss (10/11/25)
MIK	**#0 ANTHONY PALANO** 6-1 | 224 | RS-Fr. | Arlington Heights, Ill. (South Dakota State) - Transferred from South Dakota State in January	- 6 GP at SDSU in 2024, redshirted, only special teams - 8 starts, DNP at UNT, 7 tackles in Apple Cup - Career-high 13 tkls at Colorado State, 10 tkls at OSU	TKLS | 13, at Colorado State (9/27/25) TFL | 0.5, at Colorado State (9/27/25) INT |
	#42 JACK ELLISON 6-2 | 222 | RS-Fr. | Olympia, Wash. (Black Hills HS)	- Walked on prior to 2024, redshirted last season - 1st career tackles vs San Diego State, 3 tkls, 1 TFL - 1st career start at UNT, 5 tackles, 1 TFL	TKLS | 5, at North Texas (9/13/25) TFL | 1 (2x), Last - at North Texas (9/13/25) INT |
	#24 SULLIVAN SCHLIMGEN 6-1 | 220 | Fr. | Sioux Falls, S.D. (O'Gorman HS) - 3-star signee, No. 3 prospect in SD out of HS	- 2-time All-State, 3rd-fastest 100m in HS history - Made 9 tackles at Ole Miss, 5 stops at Virginia - 1st career start at OSU, 8 tkls & 1 TFL, started vs LaTech	TKLS | 9, at Ole Miss (10/11/25) TFL | 1, at Oregon State (11/1/25) INT |
WIL	**#44 PARKER MCKENNA** 6-0 | 225 | RS-Sr. | Beaverton, Ore. (Portland State) - Transferred from PSUprior to 2024, All-Big Sky	- 6 tkls and 1 sack in Apple Cup, 10 tackles at CSU - 12 stops at Ole Miss, 10 tkles and 1 INT vs Toledo - 10 starts, team-high 70 tackles, 3 10+tackle gms in 2025	TKLS | 15, Montana (11/11/23) TFL | 2, Montana (11/11/23) INT | 1 (3x), Last - Toledo (10/25/25)
	#40 GAVIN BARTHIEL 6-0 | 225 | RS-Sr. | Lakeland, Fla. (Utah State)	- Transferred from WSU to Utah State in 2023 - Transferred from Utah State back to WSU in January - Played in 13 games at USU in 2023, DNP in 2024	TKLS | 7, at New Mexico (11/24/23) TFL | 1, at Iowa (9/2/23) INT |
SAM	**#9 CALEB FRANCL** 6-1 | 190 | 5th Yr. | Grand Island, Neb. (South Dakota State) *- PRONOUNCED "FRAN-sil"*	- Played 5 years at South Dakota St, '24 FCS All-American - Career-high 11 tackles vs Idaho, 1 sack at UNT - 8 tackles, 1 FR at CSU, 10 tackles & 1.5 TFL at Virginia	TKLS | 11, Idaho (8/30/25) TFL | 2 (2x), Last - at North Dakota State (12/21/24) INT | 1, at Iowa (9/3/22)
	#33 GAGE JONES 6-1 | 215 | RS-Fr. | Eagle, Idaho (Eagle HS)	- 2x All-State in HS at Eagle HS, 5A DPOY, 3-stars - 2024 signee, 2 GP, Utah State & Holiday Bowl - Appears on ST, had 3 special teams tackles vs LaTech	TKLS | 3 (2x), Last - Louisiana Tech (11/15/25) TFL | INT |

	PLAYER	NOTES	CAREER-HIGHS
CB	**#2 COLBY HUMPHREY** 5-11 | 189 | 5th-Sr. | Birmingham, Ala. (South Dakota State - Transferred from South Dakota State, All-MVC 2nd Tm	- Played 4 seasons at Northern Arizona (2021-23) - Career-high 9 tkles at CSU, made 8 stops vs Toledo - Started all 10 games, INT vs LaTech	TKLS | 9 (2x), Last - at Colorado State (9/27/25) TFL | 1 (2x), Last - at Ole Miss (10/11/25) INT | 1 (5x), Last - Louisiana Tech (11/15/25)
	#8 KENNY WORTHY III 6-0 | 177 | RS-Fr. | Buckeye, Ariz. (Centennial HS)	- Enrolled early in 2024, redshirted 2024 - Made 2 tackles, forced a fumble at Colorado State - Career-high 6 tackles at Ole Miss	TKLS | 6, at Ole Miss (10/11/25) TFL | INT |
	#13 AJ DAVIS 5-10 | 195 | RS-Jr. | Dallas, Texas (SMU) - Transferred from SMU, Played 3 seasons, 21 GP	- In 2024 at SMU, 10 GP, 4 tackles, 1 PBU - Appears on ST, made 1 tackle at UNT	TKLS | 2 (3x), Last - Houston Christian (8/31/24) TFL | INT |
S	**#1 TUCKER LARGE** 5-11 | 183 | RS-Sr. | Sioux Falls, S.D. (South Dakota State) - South Dakota State transfer, 2024 FCS All-America	- 8 tackles at CSU, 7 at Ole Miss, 8 at UVA - Career-high 13 tackles vs TOL - Enters week with career-high 61 tackles in 2025	TKLS | 13, Toledo (10/25/25) TFL | 1 (3x), Last - Toledo (10/25/25) INT | 1 (7x), Last - Montana (12/7/24)
	#6 DUHRON GOODMAN 6-0 | 185 | Jr. | Pacoima, Calif. (College of the Canyons) *- PROUNOUNCED "DO-ron"*	- Played freshman season at Portland State in 2023 - 2024 All-Cali JC from College of the Canyons (Calif.) - Appears on ST, had 3 tackles at UNT and Ole Miss	TKLS | 3 (2x), Last - at Ole Miss (10/11/25) TFL | INT |
	#28 KYLE PETERSON 6-0 | 192 | Fr. | Pearland, Texas (Shadow Creek HS)	- 3-star signee, No. 95 safety nationally, enrolled early - Made collegiate debut WK1 vs Idaho, fumble rec - Made 2 tackles at Colorado State, 1 stop vs LaTech	TKLS | 2 (3x), Last - at Colorado State (9/27/25) TFL | INT |
S	**#25 CALE REEDER** 6-0 | 195 | RS-Sr. | Yorkville, Ill. (South Dakota State) - Transferred from South Dakota State, 52 GP, 4 INT	- DNP 1st 2 games, made WSU debut at UNT - Made 6 tackles in Apple Cup, 7 tackles at CSU & Miss - Started vs TOL, at OSU (6 tackles), DNP vs LaTech	TKLS | 10, at Southern Illinois (10/21/23) TFL | 2, at Villanova (12/11/21) INT | 1 (4x), Last - Montana State (9/9/23)
	#23 MATTHEW DURRANCE 6-2 | 213 | RS-Sr. | Lutz, Fla. (San Diego State) - Transferred from South Dakota State, 48 GP, 3 INT	- Career-high 9 tackles, TFL, FF vs Idaho - 5 stops in Apple Cup, 6 tackles at UVA - Started first 7 games, started vs LaTech (5 tackles)	TKLS | 9, Idaho (8/30/25) TFL | 1 (3x), Idaho (8/30/25) INT | 2, Southern Illinois (11/16/24)
	#32 DAMARIUS RUSSELL 5-11 | 183 | Fr. | Waseca, Minn. (Waseca HS)	- 3-star signee, #5 prospect in Minnesota - Made collegiate debut on ST vs San Diego St - Made 1st career tackles vs LaTech, had 2 tackles	TKLS | 2, Louisiana Tech (11/15/25) TFL | INT |
CB	**#5 JAMORRI COLSON** 6-0 | 180 | RS-Sr. | Ocilla, Ga. (Iowa Western CC) - Won 2022 NJCAA National Title at Iowa Western	- 8 GP in 2024, INT vs Wyoming, started Holiday Bowl - Career-high 5 tackles vs San Diego State - Had 4 stops and shared TFL vs LaTech	TKLS | 5, San Diego State (9/6/25) TFL | 0.5, Louisiana Tech (11/15/25) INT | 1 (2x), Last - Wyoming (11/30/24)
	#4 KAI RAPOLLA 6-0 | 187 | RS-Jr. | Winchester, Calif. (Cal Poly) *- PRONOUNCED "KYE / RAH-poh-LAH"*	- Transferred from Cal Poly, played 3 seasons - In 2024 at CP, made 41 tackles, 5 pbu, 3 ff, 3 fr, 2 int - Had 1 stop in win over LaTech	TKLS | 8, at Weber State (11/23/24) TFL | INT | 1 (2x), Last - at Idaho (10/19/24)
	#22 TRILLION SORRELL 6-1 | 170 | Fr. | Bloomington, Minn. (Edina HS) *- PRONOUNCED "TRILL-yon / SOR-rell"*	- 3-star signee, No. 12 prospect in Minnesota - All-State as a senior - Appeared on special teams 1st 3 games	TKLS | TFL | INT |
PR	**#0 TONY FREEMAN** 5-8 | 171 | Jr. | Richmond, Calif. (College of San Mateo) - Played 2023 at College of San Mateo	- 3 punt returns of 40+ yards, 12th nationally w/ 12.8 avg 42 yds at CSU, 47 yds at OSU, 58 yds vs LaTech - Career-long 58-yard punt return vs LaTech	PUNT RETURN LONG | 58, Louisiana Tech (11/15/25)
	#1 TUCKER LARGE 5-11 | 183 | RS-Sr. | Sioux Falls, S.D. (South Dakota State) - Transferred from South Dakota State in January	- Played previous 4 seasons at South Dakota State - 2024 FCS All-America	PUNT RETURN LONG | 79, Albany (12/15/23)
	#18 JOSHUA MEREDITH 6-0 | 193 | RS-Sr. | San Diego, Calif. (Mater Dei HS)		PUNT RETURN LONG | 12, Syracuse (12/27/24)
KR	**#10 LEYTON SMITHSON** 6-1 | 182 | Sr. | Bellingham, Wash. (Squalicum HS)	- 98-yard kick return TD vs Colorado in 2023 - 22-yard KR to set up game-winning drive vs Idaho	KICK RETURN LONG | 98, Colorado (11/17/23)
	#1 ANGEL JOHNSON 5-9 | 192 | RS-Sr. | Viborg, S.D. (South Dakota State) - Transferred from SDSU this past spring	- 99-yard kick return TD vs Youngstown State in 2024	KICK RETURN LONG | 99, Youngstown State (10/12/24)
ST	**#9 KAYO PATU** 5-11 | 170 | Fr. | Sacramento, Calif. (Roosevelt HS (Wash.)) *- PRONOUNCED "Kay-YO / PAWT-too"*	- Dad, Saul played DE at Oregon, Mom, Alana played softball at Oregon - Had PBU on LaTech fake punt attempt last week	TKLS | TFL | INT |
	#34 BRODY MILLER 6-1 | 178 | Fr. | Shakopee, Minn. (Shakopee HS)	- All-State in football and track in HS - Made collegiate debut vs TOL, 1 tackle on kickoff - Had 1 tackle at Oregon State	TKLS | 1 (2x), Last - at Oregon State (11/1/25) TFL | INT |

2025 GAME RECAPS

IDAHO AT WASHINGTON STATE

Aug. 30, 2025 • Gesa Field • Att.: 28,243 • TV: The CW

PULLMAN, Wash. – Redshirt-freshman Jack Stevens kicked a 32-yard field goal with three seconds left to lift the Washington State Cougars to a 13-10 win against the Idaho Vandals, Saturday at Gesa Field, giving Jimmy Rogers a win in his head coaching debut for the Cougars. Making his first career start, WSU quarterback Jaxon Potter threw for 209 yards, completing 24 of 31 attempts, including six completions on the game-winning 9-play, 59-yard drive after Idaho tied the game at 10 with 1:42 left. After a scoreless first quarter, WSU drew first blood when Potter connected with Josh Meredith for a six-yard touchdown pass to take a 7-0 lead, an advantage the Cougars took into halftime. Stevens' 30-yard field goal extended the Cougars' lead to 10-0 in the third quarter, a score set-up by a Kyle Peterson fumble recovery that gave WSU the ball on Idaho's 18-yard line. Idaho finally was able to break through in the scoring column on Art Williams 3-yard touchdown run with 7:25 left in the fourth quarter. After an exchange of drives, Idaho's Matyus McLain forced an Angel Johnson fumble, which was recovered by Idaho's Donovan Parham at WSU's 11-yard line. The Cougars' defense held, and the Vandals settled for the game-tying 21-yard field goal by Cameron Pope. Defensively, redshirt-senior Caleb Francl recorded a game-high 11 tackles, while redshirt-senior Matthew Durrance and redshirt-freshman Anthony Palano each had nine for the Cougars. Saturday's matchup was the 94th meeting between the two schools. The Cougars have won 11 consecutive games in the series.

SCORE BY QUARTERS	1	2	3	4	TOTAL
Idaho	0	0	0	10	10
Washington State	0	7	3	3	13

SCORING SUMMARY

2nd	11:30	WSU	Meredith,Joshua 6 yd pass from Potter,Jaxon (Stevens,Jack kick)	8-73 3:46
3rd	01:18	WSU	Stevens,Jack 30 yd field goal	4-5 2:02
4th	07:25	IDAHO	Williams,Art 3 yd run (Pope,Cameron kick)	16-75 8:53
	01:42	IDAHO	Pope,Cameron 21 yd field goal	4-7 0:39
	00:03	WSU	Stevens,Jack 32 yd field goal	9-59 1:33

TEAM STATISTICS

	IDA	WSU
FIRST DOWNS	16	13
RUSHES-YARDS (NET)	45-188	22-3
PASSING YDS (NET)	33	208
Passes Att-Comp-Int	20-12-0	33-24-0
TOTAL OFFENSE PLAYS-YARDS	65-221	55-211
Fumble Returns-Yards	0-0	0-0
Punt Returns-Yards	1-0	0-0
Kickoff Returns-Yards	2-45	2-36
Interception Returns-Yards	0-0	0-0
Punts (Number-Avg)	5-37.8	6-36.3
Fumbles-Lost	2-2	2-1
Penalties-Yards	6-57	7-37
Possession Time	35:14	24:46
Third-Down Conversions	6 of 15	3 of 12
Fourth-Down Conversions	1 of 1	2 of 2
Red-Zone Scores-Chances	2-2	3-3
Sacks By: Number-Yards	1-19	0-0

INDIVIDUAL STATISTICS

RUSHING: Idaho-Wood,Joshua 12-101; Cummings,Elisha 17-40; Williams,Art 11-35; Kincheloe,Hayde 5-12. Washington State-Vorhees,Kirby 6-19; Potter,Jaxon 2-2; Johnson,Angel 10-minus 4; Dugger,Julian 4-minus 14.

PASSING: Idaho-Wood,Joshua 12-20-0-33. Washington State-Potter,Jaxon 24-31-0-208; Dugger,Julian 0-1-0-0; TEAM 0-1-0-0.

RECEIVING: Idaho-Jezioro,Ryan 3-26; Cummings,Elisha 2-15; Harste,Tony 2-5; Cortez-Menjivar 2-minus 25; Williams,Art 1-21; Graves,Michael 1-7; Cox,Jake 1-minus 18; Matheney,Carlos 0-2. Washington State-Freeman,Tony 7-64; Noga,Jeremiah 6-54; Vorhees,Kirby 5-18; Meredith,Joshua 2-31; Leckner,Trey 1-17; Pulalasi,Leo 1-14; Neal Jr.,Leon 1-9; Ganashamoorthy, 1-1.

INTERCEPTIONS: Idaho-None. Washington State-None.

FUMBLES: Idaho-Cummings,Elisha 1-1; Wood,Joshua 1-1. Washington State-Vorhees,Kirby 1-0; Johnson,Angel 1-1.

SACKS (UA-A): Idaho-King,Isiah 1-0. Washington State-None.

TACKLES (UA-A): Idaho-King,Isiah 6-4; Blenman,Jhamell 4-1; Ricks,Caleb 2-3; McLain,Matyus 3-1; Layne,Dylan 2-2; Irwin,Matt 3-0; John,Hayden 2-1; Jaskowiak,Mitch 1-2; Parham,Donovan 0-3; Dalton,Hysan 2-0; Kinsey,Aaron 1-1; Wusstig,Zach 0-2; Ringor,Titus 0-2; Rawls,Khaled 1-0; Cornelson,Will 1-0; Rice,Brayden 1-0; Miller,Trevor 1-0; Hepburn,Cruz 0-1; Brown,Sam 0-1; Krotzer,Zach 0-1; Fisher,Trenton 0-1. Washington State-Francl,Caleb 6-6; Palano,Anthony 4-6; Durrance,Matthe 7-2; Humphrey,Colby 3-4; McKenna,Parker 5-1; Large,Tucker 3-2; Lamb,Bryson 3-1; Terrell,Isaac 2-1; Stevenson,Raam 1-2; Worthy III,Kenn 1-2; Peleti,Buddha 0-3; Colson,Jamorri 2-0; Beatty,Kaden 1-1; Baloun,Max 0-2; Janikowski,Jack 1-0; Ta'ase,Malaki 1-0; Pabst,Carter 0-1; Cedarland,Hudso 0-1; Dalton,Darrion 0-1.

SAN DIEGO STATE AT WASHINGTON STATE

Sept. 6, 2025 • Gesa Field • Att.: 24,330 • TV: The CW

PULLMAN, Wash. – Washington State redshirt sophomore quarterback Jaxon Potter threw for 257 yards and three touchdowns, and the Cougars rode a dominant defensive effort to capture a 36-13 Homecoming win against the San Diego State Aztecs, in front of 24,330 fans Saturday, at Gesa Field. The win improved the Cougars to 2-0 while the Aztecs dropped to 1-1. San Diego State scored the opening touchdown of the contest, a 35-yard touchdown pass from quarterback Jayden Denegal to Jacob Bostick five minutes into the game; however, the Cougars defense stiffened, shutting down the Aztecs the rest of the first half, only allowing 30 total yards. For the game, the Cougar defense held San Diego State to 215 total yards and 10 first downs. Meanwhile, the WSU's offense racked up nearly 400 total yards, including 139 yards rushing. While the defense was shutting down the Aztecs, the Cougars scored 19 unanswered points in the first half after falling behind 7-0. The scoring run began when Potter connected with Trey Leckner for a three-yard touchdown pass to tie the game at seven with 5:18 remaining in the first quarter. Jack Stevens' 49-yard field goal gave WSU a 10-7 lead early in the second quarter, which was the score for the majority of the period until WSU scored nine points in the span of 40 seconds to open a double-digit lead. Isaac Terrell sacked Denegal for a safety to extend WSU's lead to 12-7 with 1:06 remaining in the half. After the free kick, the Cougars embarked on a four-play, 62-yard drive that took only 32 seconds, capped once again by Potter's 3-yard touchdown pass to Leckner, giving the Cougars a 19-7 lead at the halftime break. WSU rode the momentum into the second half, capping a 7-play 75-yard drive when Potter connected with Leon Neal, Jr. on an 18-yard touchdown pass to extend its lead to 26-7 at the 10:55 mark of the third quarter. A Stevens 42-yard field goal lengthened WSU's advantage to 29-7, and while San Diego State cut the deficit to 29-13, the Cougars closed out the scoring on a Julian Duggar 3-yard touchdown run late in the fourth quarter to provide the final margin of victory.

SCORE BY QUARTERS	1	2	3	4	TOTAL
San Diego State	7	0	6	0	13
Washington State	7	12	10	7	36

SCORING SUMMARY

1st	10:00	SDSU	Bostick,Jacob 35 yd pass from Denegal,Jayden (Plascencia,Gabr kick)	5-56 2:00
	05:18	WSU	Leckner,Trey 3 yd pass from Potter,Jaxon (Stevens,Jack kick)	6-48 2:49
2nd	14:48	WSU	Stevens,Jack 49 yd field goal	13-39 3:55
	01:06	WSU	TEAM safety	
	00:26	WSU	Leckner,Trey 3 yd pass from Potter,Jaxon (Stevens,Jack kick)	4-62 0:32
3rd	10:55	WSU	Neal Jr.,Leon 18 yd pass from Potter,Jaxon (Stevens,Jack kick)	7-75 4:05
	05:21	WSU	Stevens,Jack 42 yd field goal	6-26 2:19
	00:57	SDSU	Denegal,Jayden 1 yd run (Crum,Kyle rush failed)	10-75 4:24
4th	02:48	WSU	Dugger,Julian 3 yd run (Stevens,Jack kick)	12-42 6:17

TEAM STATISTICS

	SDSU	WSU
FIRST DOWNS	10	19
RUSHES-YARDS (NET)	30-82	36-138
PASSING YDS (NET)	133	258
Passes Att-Comp-Int	30-15-0	42-28-0
TOTAL OFFENSE PLAYS-YARDS	60-215	78-396
Fumble Returns-Yards	0-0	0-0
Punt Returns-Yards	1-4	3-21
Kickoff Returns-Yards	0-0	2-44
Interception Returns-Yards	0-0	0-0
Punts (Number-Avg)	7-43.9	6-40.2
Fumbles-Lost	0-0	1-0
Penalties-Yards	6-38	8-55
Possession Time	24:54	35:06
Third-Down Conversions	2 of 13	5 of 18
Fourth-Down Conversions	1 of 4	2 of 3
Red-Zone Scores-Chances	1-1	4-4
Sacks By: Number-Yards	0-0	3-35

INDIVIDUAL STATISTICS

RUSHING: San Diego St.-Sutton,Lucky 15-88; Washington,Chri 3-11; Brown,Donovan 1-4; Napier,Jordan 1-4; Emanuel, Jr.,Be 2-3; Denegal,Jayden 8-minus 28. Washington State-Vorhees,Kirby 13-66; Pulalasi,Leo 5-30; Johnson,Angel 8-28; Dugger,Julian 3-10; Potter,Jaxon 3-6; Woods,Maxwell 1-4; TEAM 3-minus 6.

PASSING: San Diego St.-Denegal,Jayden 15-30-0-133. Washington State-Potter,Jaxon 28-42-0-258.

RECEIVING: San Diego St.-Napier,Jordan 7-69; Bostick,Jacob 3-48; Brown,Donovan 3-minus 5; Adams,Seth 1-16; Washington,Chri 1-5. Washington State-Meredith,Joshua 8-88; Freeman,Tony 6-43; Leckner,Trey 6-18; Johnson,Angel 2-35; Neal Jr.,Leon 2-19; Pabst,Carter 1-34; Noga,Jeremiah 1-9; Smithson,Leyton 1-7; Pulalasi,Leo 1-5.

INTERCEPTIONS: San Diego St.-None. Washington State-None.

FUMBLES: San Diego St.-None. Washington State-Leckner,Trey 1-0.

SACKS (UA-A): San Diego St.-None. Washington State-Terrell,Isaac 1-1; Peleti,Buddha 0-1; Baloun,Max 1-0.

TACKLES (UA-A): San Diego St.-Letuli,Tano 7-3; Chambliss,Owen 5-3; Johnson,Chris 4-3; Phillips,Bryce 6-0; Staley,Dalesean 4-2; Butler,Eric 2-3; McDougle,Dwayne 3-1; White,Trey 2-2; Williams,Mister 2-2; McCuin,Deshawn 3-0; Finau,Malachi 1-1; Benjamin,Sam 1-1; Comier,Amari 0-2; Magee,Jatavious 1-0; Garrison,Max 1-0; McLaughlin,Jela 1-0; Henderson,Ryan 1-0; King,Niles 0-1; Chavez,Tyson 0-1; Harrington,Dean 0-1; Nassar,Brady 0-1; Anderson,Brady 0-1; Clay,Krishna 0-1; Tuioti,Teivis 0-1. Washington State-McKenna,Parker 4-3; Humphrey,Colby 4-1; Durrance,Matthe 3-2; Colson,Jamorri 3-2; Dalton,Darrion 3-1; Ellison,Jack 3-0; Lamb,Bryson 2-1; Terrell,Isaac 1-2; Francl,Caleb 1-2; Beatty,Kaden 2-0; Large,Tucker 1-1; Peterson,Kyle 1-1; Palano,Anthony 0-2; Baloun,Max 1-0; Finau,Soni 1-0; Hughes,Michael 1-0; Stevenson,Raam 0-1; Peleti,Buddha 0-1.

2025 GAME RECAPS

WASHINGTON STATE AT NORTH TEXAS

Sept. 13, 2025 • DATCU Stadium • Att.: 26,837 • TV: ESPNU

DENTON, Texas – The Washington State Cougars fell to the North Texas Mean Green, 59-10, Saturday, at DATCU Stadium. The loss dropped the Cougars to 2-1 while the Mean Green improved to 3-0. This was the first meeting between the two programs. WSU could not overcome five first half turnovers, which led to 28 Mean Green points, as North Texas built a 42-3 halftime lead. Redshirt sophomore quarterback Jaxon Potter made his third start of the season for WSU, throwing for 139 yards, connecting on 16-of-23 passes, but was intercepted three times. Redshirt senior quarterback Zevi Eckhaus saw his first action of the season for the Cougars in the second half, completing 7-of-10 passes for 72 yards, and added a two-yard touchdown run in the fourth quarter. Running back Maxwell Woods had five receptions 42 yards while freshman Carter Pabst added three catches for a game-high 65 yards.

SCORE BY QUARTERS	1	2	3	4	TOTAL
Washington State	3	0	0	7	10
North Texas	14	28	10	7	59

SCORING SUMMARY

1st	10:33	UNT	McGill II,Maken 7 yd run (Nguma,Kali kick)	10-75 4:27
	07:33	UNT	Becks,Jayden 12 yd run (Nguma,Kali kick)	1-12 0:08
	01:27	WSU	Stevens,Jack 26 yd field goal	14-82 6:01
2nd	07:07	UNT	Young Jr.,Brand 2 yd pass from Mestemaker,Drew (Nguma,Kali kick)	3-19 1:18
	03:24	UNT	Williams III,Tr 6 yd pass from Mestemaker,Drew (Nguma,Kali kick)	5-19 1:39
	01:39	UNT	Sides,Landon 12 yd pass from Mestemaker,Drew (Nguma,Kali kick)	1-12 0:15
	00:54	UNT	Becks,Jayden 14 yd run (Nguma,Kali kick)	2-20 0:36
3rd	09:46	UNT	Nguma,Kali 26 yd field goal	9-67 3:48
	02:30	UNT	Day,Ethan 2 yd pass from Mestemaker,Drew (Nguma,Kali kick)	10-68 4:53
4th	08:54	UNT	Hawkins,Caleb 3 yd run (Nguma,Kali kick)	11-80 5:57
	01:57	WSU	Eckhaus,Zevi 2 yd run (Stevens,Jack kick)	13-75 6:57

TEAM STATISTICS

	WSU	UNT
FIRST DOWNS	17	23
RUSHES-YARDS (NET)	28-64	29-152
PASSING YDS (NET)	211	247
Passes Att-Comp-Int	35-23-3	33-29-0
TOTAL OFFENSE PLAYS-YARDS	63-275	62-399
Fumble Returns-Yards	0-0	1-60
Punt Returns-Yards	0-0	2-6
Kickoff Returns-Yards	3-54	0-0
Interception Returns-Yards	0-0	3-43
Punts (Number-Avg)	4-35.2	2-47.5
Fumbles-Lost	3-2	0-0
Penalties-Yards	6-54	4-35
Possession Time	31:26	28:34
Third-Down Conversions	8 of 14	3 of 8
Fourth-Down Conversions	1 of 1	1 of 1
Red-Zone Scores-Chances	2-2	9-9
Sacks By: Number-Yards	1-6	3-16

INDIVIDUAL STATISTICS

RUSHING: Washington State-Vorhees,Kirby 6-33; Pulalasi,Leo 7-17; Johnson,Angel 5-8; Woods,Maxwell 1-4; Eckhaus,Zevi 3-3; Dugger,Julian 6-minus 1. North Texas-McGill II,Maken 9-67; Hawkins,Caleb 8-50; Becks,Jayden 6-41; Gray,Ashton 2-4; Dorner,Cameron 1-2; Mestemaker,Drew 2-minus 5; Coleman,Miles 1-minus 7.

PASSING: Washington State-Potter,Jaxon 16-23-3-139; Eckhaus,Zevi 7-10-0-72; Dugger,Julian 0-2-0-0. North Texas-Mestemaker,Drew 24-28-0-211; Poffenbarger,Re 5-5-0-36.

RECEIVING: Washington State-Woods,Maxwell 5-42; Pabst,Carter 3-65; Freeman,Tony 3-47; Neal Jr.,Leon 2-14; Meredith,Joshua 2-6; Vorhees,Kirby 2-minus 1; Wright,Landon 1-34; Cedarland,Hudso 1-4; Noga,Jeremiah 1-3; Smithson,Leyton 1-2; Johnson,Angel 1-minus 2; Pulalasi,Leo 1-minus 3. North Texas-Coleman,Miles 4-44; Sides,Landon 3-37; Evans,Simeon 3-23; Williams III,Tr 2-26; Hawkins,Caleb 2-19; Carnes,Dalton 2-18; King,Shandon 2-12; Becks,Jayden 2-12; McGill II,Maken 2-9; Young,Wyatt 2-4; Lewis,Terrence 1-22; Dorner,Cameron 1-19; Day,Ethan 1-2; Young Jr.,Brand 1-2; Blair,Gabe 1-minus 2.

INTERCEPTIONS: Washington State-None. North Texas-Whitter,Shane 1-43; Lewis,Kollin 1-0.

FUMBLES: Washington State-Vorhees,Kirby 1-1; TEAM 1-0; Dugger,Julian 1-1. North Texas-None.

SACKS (UA-A): Washington State-Francl,Caleb 1-0. North Texas-Huddleston,Kevi 2-0; Pierce,Joshua 1-0.

TACKLES (UA-A): Washington State-Large,Tucker 5-1; Ellison,Jack 2-3; Durrance,Matthe 3-1; McKenna,Parker 2-2; Schlimgen,Sulli 1-3; Barthiel,Gavin 1-2; Reeder,Cale 1-2; Francl,Caleb 1-2; Jones,Gage 1-2; Goodman,Duhron 0-3; Humphrey,Colby 2-0; Hilborn,Christi 2-0; Ridley,Trey 2-0; Peterson,Kyle 2-0; Hughes,Michael 1-1; Peleti,Buddha 0-2; Stevenson,Raam 1-0; Beatty,Ben 1-0; Lamb,Bryson 1-0; Baloun,Max 1-0; Colson,Jamorri 1-0; Peoples,Colton 1-0; Finau,Soni 0-1; Dalton,Darrion 0-1; Davis,AJ 0-1; Beatty,Kaden 0-1. North Texas-Whitter,Shane 5-3; Hammonds,Quinto 2-5; Armstead,Da'Vea 4-1; Jackson,Evan 3-1; Fields,Trey 2-2; Jones II,Will 2-2; Allen,Kenton 1-2; Burrell,S'Maje 0-3; Huddleston,Kevi 2-0; Williams,Jayden 1-1; Manning,Jaden 1-1; Scott,Zhaiylen 1-1; Lewis,Kollin 1-1; Knox,Julian 1-1; Allen Jr.,BJ 0-2; Vailea II,Fataf 0-2; Wesloski,Ethan 1-0; Pierce,Joshua 1-0; Outland Jr.,Ric 1-0; Stewart,Tyrane 1-0; Day,Ethan 1-0; Reese,Brenden 0-1; Garza,Bryce 0-1; Vargas Jr.,Rudy 0-1; Clements,Saadiq 0-1.

WASHINGTON AT WASHINGTON STATE

Sept. 20, 2025 • Gesa Field • Att.: 32,952 • TV: CBS

PULLMAN, Wash. – Demond Williams Jr. threw four touchdown passes and ran for a score as Washington reclaimed the Apple Cup with a 59-24 victory over Washington State on Saturday night. Williams was at the heart of Washington's offensive success with 298 yards through the air and another 88 on the ground, but the Huskies made use of other weapons on their way to 471 total yards. Running back Jonah Coleman rushed for 59 yards and two touchdowns to help a dominant rushing attack. Denzel Boston led all receivers with 107 yards and two touchdowns. The Huskies scored on every possession, extending their season-opening scoring streak to 21 straight drives. Washington scored touchdowns on seven of its eight scoring drives. Washington opened the 117th Apple Cup with a touchdown drive as Boston caught a 29-yard pass from Williams. There was uncertainty at quarterback for Washington State heading into the game as coach Jimmy Rogers did not name a starter before Saturday's game. Senior Zevi Eckhaus started in place of redshirt sophomore Jaxon Potter, who threw three interceptions last week in a 59-10 loss to North Texas. Eckhaus was intercepted on Washington Stateâ€™s first drive by safety Alex McLaughlin. The interception sparked back-to-back touchdowns from Washington, both on the ground courtesy of Williams and Coleman. The Cougars' only touchdown of the half came when Eckhaus found redshirt freshman tight end Bo Baker for his first collegiate catch and touchdown. The instate rivals traded touchdowns to start the second half, with Boston adding his second score on a contested catch in the corner of the end zone to open the fourth quarter. The Cougars committed back-to-back turnovers after the Boston score, starting with a second interception by Eckhaus which McLaughlin returned for a touchdown. Eckhaus also fumbled on the first play of the next possession. Another Coleman touchdown run and a 59-yard touchdown reception by senior Omari Evans capped the scoring as the Huskies secured their 76th win in the Apple Cup series. Washington: A dominant offensive performance led Washington to its first road win since November 2023 against Oregon State. Since coach Jedd Fisch took over in 2024, the Huskies had lost five straight on the road while winning every home game. Washington State: The Cougars continue to struggle on the ground. Washington State rushed for 33 yards after ranking in the bottom five in the FBS in rushing yards per game.

SCORE BY QUARTERS	1	2	3	4	TOTAL
Washington	14	10	7	28	59
Washington State	0	10	14	0	24

SCORING SUMMARY

1st	10:53	UW	Boston,Denzel 29 yd pass from Williams Jr.,De (Gross,Grady kick)	9-75 4:07
	03:47	UW	Williams Jr.,De 23 yd run (Gross,Grady kick)	5-53 2:18
2nd	12:05	WSU	Baker,Beau 12 yd pass from Eckhaus,Zevi (Stevens,Jack kick)	11-32 6:42
	10:02	UW	Coleman,Jonah 12 yd run (Gross,Grady kick)	4-75 2:03
	05:21	WSU	Stevens,Jack 36 yd field goal	8-56 4:41
	00:25	UW	Gross,Grady 51 yd field goal	11-42 4:56
3rd	10:39	WSU	Ellison,Devin 8 yd pass from Eckhaus,Zevi (Stevens,Jack kick)	8-75 4:21
	08:16	UW	Coleman,Jonah 2 yd run (Gross,Grady kick)	5-35 2:20
	02:38	WSU	Eckhaus,Zevi 1 yd run (Stevens,Jack kick)	9-75 5:38
4th	12:49	UW	Boston,Denzel 7 yd pass from Williams Jr.,De (Gross,Grady kick)	11-75 4:49
	11:34	UW	McLaughlin,Alex 47 yd interception return (Gross,Grady kick)	
	10:08	UW	Coleman,Jonah 34 yd pass from Williams Jr.,De (Gross,Grady kick)	3-28 1:15
	02:40	UW	Evans,Omari 59 yd pass from Williams Jr.,De (Gross,Grady kick)	4-80 2:08

TEAM STATISTICS

	UW	WSU
FIRST DOWNS	22	20
RUSHES-YARDS (NET)	33-173	28-25
PASSING YDS (NET)	298	279
Passes Att-Comp-Int	19-16-0	37-26-2
TOTAL OFFENSE PLAYS-YARDS	52-471	65-304
Fumble Returns-Yards	1-27	0-0
Punt Returns-Yards	0-0	0-0
Kickoff Returns-Yards	1-10	0-0
Interception Returns-Yards	2-47	0-0
Punts (Number-Avg)	0-0.0	2-46.0
Fumbles-Lost	0-0	2-1
Penalties-Yards	5-50	2-10
Possession Time	24:14	35:46
Third-Down Conversions	8 of 9	6 of 13
Fourth-Down Conversions	0 of 0	2 of 3
Red-Zone Scores-Chances	3-3	4-4
Sacks By: Number-Yards	3-21	3-23

INDIVIDUAL STATISTICS

RUSHING: Washington-Williams Jr.,De 13-88; Coleman,Jonah 12-59; Mohammed,Adam 6-25; Washington,Jord 1-3; TEAM 1-minus 2. Washington State-Vorhees,Kirby 5-13; Eckhaus,Zevi 10-10; Johnson,Angel 9-9; TEAM 1-minus 1; Dugger,Julian 3-minus 6.

PASSING: Washington-Williams Jr.,De 16-19-0-298. Washington State-Eckhaus,Zevi 26-37-2-279; Dugger,Julian 0-0-0-0.

RECEIVING: Washington-Boston,Denzel 6-107; Coleman,Jonah 6-104; Evans,Omari 1-59; Mohammed,Adam 1-16; Harris,Audric 1-7; Vines-Bright,Ra 1-5. Washington State-Meredith,Joshua 3-70; Ellison,Devin 3-52; Leckner,Trey 3-18; Woods,Maxwell 3-13; Freeman,Tony 2-28; Noga,Jeremiah 2-21; Vorhees,Kirby 2-16; Faleye,Ademola 2-11; Neal Jr.,Leon 1-12; Baker,Beau 1-12; Pabst,Carter 1-9; Ganashamoorthy, 1-8; Pulalasi,Leo 1-5; Wright,Landon 1-4.

INTERCEPTIONS: Washington-McLaughlin,Alex 1-47. Washington State-None.

FUMBLES: Washington-None. Washington State-TEAM 1-0; Eckhaus,Zevi 1-1.

SACKS (UA-A): Washington-Lane,Jacob 0-1; Ward,Isaiah 0-1; Parker,Armon 1-0; Esteen,Makell 0-1; Al-Uqdah,Taariq 0-1. Washington State-Terrell,Isaac 1-0; Peleti,Buddha 1-0; McKenna,Parker 1-0.

TACKLES (UA-A): Washington-Bryant,Deven 4-5; Lane,Jacob 2-6; McLaughlin,Alex 3-3; Ward,Isaiah 1-5; Bryant,Leroy 4-1; Prysock,Ephesia 2-3; Esteen,Makell 2-2; Al-Uqdah,Taariq 1-3; Robinson,Dylan 1-2; Uiagalelei,Ta'i 1-2; Durfee,Zach 1-1; Davis,Elinneus 1-1; Thompson,Anteri 1-1; Alexander,Xe're 0-2; Clark,Rahshawn 0-2; Dillard-Allen,R 1-0; Parker,Armon 1-0; Pepa,Simote 1-0; Butler,Bryce 0-1. Washington State-Palano,Anthony 7-0; McKenna,Parker 6-0; Reeder,Cale 5-1; Durrance,Matthe 4-1; Large,Tucker 3-0; Terrell,Isaac 2-1; Worthy III,Kenn 2-0; Peleti,Buddha 2-0; Francl,Caleb 1-1; Colson,Jamorri 1-0; Baloun,Max 1-0; Davis,AJ 1-0; Ta'ase,Malaki 1-0; Beatty,Kaden 1-0; Dieu,Brock 1-0; Sandjo,Mike 1-0; Ellison,Jack 0-1; Stevenson,Raam 0-1; Jones,Gage 0-1; Janikowski,Jack 0-1.

2025 GAME RECAPS

WASHINGTON STATE AT COLORADO STATE

Sept. 27, 2025 • Canvas Stadium • Att.: 32,087 • TV: CBS Sports Network

FORT COLLINS, Colo. – Redshirt-senior Zevi Eckhaus threw for 189 yards and two touchdowns, and Washington State rode a strong defensive effort to defeat the Colorado State Rams, 20-3, Saturday, at Canvas Stadium. With the win, the Cougars improved to 3-2 while the Rams dropped to 2-2. WSU's offensive employed a balanced attack, accumulating 347 total yards, 189 passing and 158 rushing. Redshirt-senior Josh Meredith had four receptions for 60 yards, leading a contingent of nine Cougars with a least one reception. Redshirt-sophomore Leo Pulalasi led the Cougars in rushing with 50 yards on the ground. After allowing an opening-drive field goal, WSU's defense clamped down and repeatedly stymied Colorado State throughout the rest of the game. The Rams remaining series ended with punt, fumble, punt, turnover on downs, missed field goal to end the first half, consecutive turnover on downs and a blocked field goal. The defense also racked up four sacks and nine tackles-for-losses. After the early 3-0 deficit, the Cougars responded with a five-play, 82-yard drive capped by a 35-yard touchdown pass from Eckhaus to Jeremiah Noga to take a 7-3 lead with 8:43 remaining in the first quarter. Jake Stevens kicked two field goals to extend the Cougars' lead to 13-3. After stopping the Rams on downs, Eckhaus threw his second touchdown pass, connecting with Ademola Faleye from two yards out with 1:01 remaining in the second quarter to take a 20-3 lead into halftime. Colorado State's offense had three second-half possessions that con's defense turned the Rams away with two turnovers on downs and a block field goal to end the Rams' final threat. Redshirt-freshman Anthony Palano led the Cougars with 13 tackles while redshirt-senior Parker McKenna added 10. Junior Soni Finau had back-to-back sacks in the fourth quarter, two of WSU's four sacks on the game.

SCORE BY QUARTERS	1	2	3	4	TOTAL
Washington State	10	10	0	0	20
Colorado State	3	0	0	0	3

SCORING SUMMARY

1st	11:32	CSU	Hankins,Isaiah 50 yd field goal	7-33 3:25
	08:43	WSU	Noga,Jeremiah 35 yd pass from Eckhaus,Zevi (Stevens,Jack kick)	5-82 2:45
	02:05	WSU	Stevens,Jack 37 yd field goal	8-32 4:30
2nd	05:16	WSU	Stevens,Jack 21 yd field goal	9-74 4:54
	01:01	WSU	Faleye,Ademola 2 yd pass from Eckhaus,Zevi (Stevens,Jack kick)	7-48 2:15

TEAM STATISTICS

	WSU	CSU
FIRST DOWNS	19	20
RUSHES-YARDS (NET)	33-158	37-146
PASSING YDS (NET)	189	188
Passes Att-Comp-Int	28-16-0	28-19-0
TOTAL OFFENSE PLAYS-YARDS	61-347	65-334
Fumble Returns-Yards	0-0	0-0
Punt Returns-Yards	2-42	1-15
Kickoff Returns-Yards	1-18	1-10
Interception Returns-Yards	0-0	0-0
Punts (Number-Avg)	4-42.0	2-56.0
Fumbles-Lost	0-0	2-1
Penalties-Yards	4-40	7-60
Possession Time	31:23	28:37
Third-Down Conversions	5 of 12	5 of 13
Fourth-Down Conversions	0 of 0	1 of 4
Red-Zone Scores-Chances	3-3	0-1
Sacks By: Number-Yards	4-19	1-8

INDIVIDUAL STATISTICS

RUSHING: Washington State-Pulalasi,Leo 3-50; Johnson,Angel 8-32; Eckhaus,Zevi 8-30; Woods,Maxwell 3-26; Vorhees,Kirby 8-24; TEAM 3-minus 4. Colorado State-Dupree,Jalen 13-68; Avant,Lloyd 5-33; Marshall,Justin 2-28; Brousseau,Jacks 12-21; Kinnard,Javion 1-6; Bullock,Tahj 4-minus 10.

PASSING: Washington State-Eckhaus,Zevi 16-28-0-189. Colorado State-Brousseau,Jacks 19-28-0-188.

RECEIVING: Washington State-Meredith,Joshua 4-60; Freeman,Tony 3-30; Vorhees,Kirby 3-19; Noga,Jeremiah 1-35; Pulalasi,Leo 1-18; Wright,Landon 1-11; Leckner,Trey 1-9; Woods,Maxwell 1-5; Faleye,Ademola 1-2. Colorado State-Maher,Tommy 5-51; Avant,Lloyd 4-43; Dupree,Jalen 3-17; Ross,Jordan 2-16; Lanier,Tay 2-12; Marshall,Justin 1-25; Winfield,Armani 1-14; Beers,Rocky 1-10.

INTERCEPTIONS: Washington State-None. Colorado State-None.

FUMBLES: Washington State-None. Colorado State-Marshall,Justin 1-1; Brousseau,Jacks 1-0.

SACKS (UA-A): Washington State-Finau,Soni 2-0; Lamb,Bryson 0-1; Stevenson,Raam 1-0; Palano,Anthony 0-1. Colorado State-Jarmolowich,Jak 1-0.

TACKLES (UA-A): Washington State-Palano,Anthony 3-10; McKenna,Parker 1-9; Humphrey,Colby 3-6; Large,Tucker 2-6; Francl,Caleb 1-7; Reeder,Cale 3-4; Lamb,Bryson 0-4; Schlimgen,Sulli 2-1; Terrell,Isaac 1-2; Durrance,Matthe 1-2; Sandjo,Mike 0-3; Finau,Soni 2-0; Colson,Jamorri 1-1; Worthy III,Kenn 1-1; Peterson,Kyle 0-2; Ta'ase,Malaki 0-2; Dalton,Darrion 0-2; Stevenson,Raam 1-0; Janikowski,Jack 1-0; Peoples,Colton 0-1; Faleye,Ademola 0-1; Barthiel,Gavin 0-1; Rapolla,Kai 0-1; Hughes,Michael 0-1; Reynolds,Carste 0-1. Colorado State-Long,Owen 2-12; Joe,Lemondre 4-3; Hector,Ayden 0-6; Evans,JaQues 1-4; Phelps,Dylan 0-5; Naborne,Jeremy 1-3; Agurs,Kenyon 0-4; Rogers,Jahari 2-1; Moran,Jack 0-3; Tafia,Jernias 0-3; Laurich,Andrew 0-3; Jarmolowich,Jak 2-0; Ellis,Jacob 2-0; Blocker,CJ 1-1; Harrison,Chance 1-1; Tangelo,Paul 0-2; Edmonson,Robert 0-2; Tuitele,Moso'oi 0-1; Tarber,Alton 0-1; Hansen,Bryan 0-1.

WASHINGTON STATE AT NO. 4 OLE MISS

Oct. 11., 2025 • Vaught-Hemingway Stadium • Att.: 66,392 • TV: SEC Network

OXFORD, Miss. – Trinidad Chambliss threw for two touchdowns and ran for another score to lead No. 4 Mississippi over Washington State 24-21 on Saturday. Ole Miss (6-0) trailed 14-10 late in the third period before Chambliss scored on a 17-yard touchdown scramble. Chambliss threw a 35-yard touchdown pass to Cayden Lee to build a 24-14 lead with 6:51 remaining. Washington State (3-3) led for a majority of the first three quarters. The Cougars scored late on a 19-yard touchdown pass from Zevi Eckhaus to Tony Freeman, bringing them a field goal away from tying the game. They had a final possession with just over a minute remaining, but were unable to score. Chambliss went 20-of-29 passing for 253 yards, including a 2-yard touchdown pass to Daeâ€™Quan Wright to take a 10-7 halftime lead. Kewan Lacy had 24 rushes for 142 yards. Ole Miss finished with 439 yards of total offense. Eckhaus completed 24 of 31 passes for 218 yards and two touchdowns. He found Landon Wright for a 26-yard score to to take a 14-10 third quarter lead. Freeman had nine receptions for 90 yards. The Cougars converted just 2 of 10 third downs. Washington State: The Cougars were not phased by a cross-country trip two time zones away. They made enough plays to put a serious scare into a top-5 team. Ole Miss: The Rebels were good enough in the second half to escape an upset. Their uneven performance could cause a slip in the AP poll.

SCORE BY QUARTERS	1	2	3	4	TOTAL
Washington State	7	0	7	7	21
Ole Miss	0	10	7	7	24

SCORING SUMMARY

1st	01:58	WSU	Wright,Landon 26 yd pass from Eckhaus,Zevi (Stevens,Jack kick)	9-71 4:33
2nd	06:19	MISS	Carneiro,Lucas 40 yd field goal	9-41 3:51
	00:31	MISS	Wright,Dae'Quan 2 yd pass from Chambliss,Trini (Carneiro,Lucas kick)	10-87 2:30
3rd	10:19	WSU	Vorhees,Kirby 46 yd run (Stevens,Jack kick)	7-75 4:41
	00:32	MISS	Chambliss,Trini 17 yd run (Carneiro,Lucas kick)	11-82 4:28
4th	06:51	MISS	Lee,Cayden 35 yd pass from Chambliss,Trini (Carneiro,Lucas kick)	4-60 1:31
	02:43	WSU	Freeman,Tony 19 yd pass from Eckhaus,Zevi (Stevens,Jack kick)	9-75 4:08

TEAM STATISTICS

	WSU	MISS
FIRST DOWNS	21	24
RUSHES-YARDS (NET)	28-127	41-186
PASSING YDS (NET)	218	253
Passes Att-Comp-Int	31-24-0	29-20-0
TOTAL OFFENSE PLAYS-YARDS	59-345	70-439
Fumble Returns-Yards	0-0	0-0
Punt Returns-Yards	1-4	1-0
Kickoff Returns-Yards	0-0	0-0
Interception Returns-Yards	0-0	0-0
Punts (Number-Avg)	5-36.4	3-41.7
Fumbles-Lost	2-0	2-1
Penalties-Yards	8-70	8-99
Possession Time	32:42	27:18
Third-Down Conversions	2 of 10	7 of 15
Fourth-Down Conversions	1 of 1	1 of 2
Red-Zone Scores-Chances	1-1	2-4
Sacks By: Number-Yards	3-21	4-23

INDIVIDUAL STATISTICS

RUSHING: Washington State-Vorhees,Kirby 10-88; Johnson,Angel 7-21; Eckhaus,Zevi 11-18. Ole Miss-Lacy,Kewan 24-142; Chambliss,Trini 11-15; Diggs,Logan 3-13; Watkins,Winston 1-10; Alexander,Deuce 2-6.

PASSING: Washington State-Eckhaus,Zevi 24-31-0-218. Ole Miss-Chambliss,Trini 20-29-0-253.

RECEIVING: Washington State-Freeman,Tony 9-92; Meredith,Joshua 5-28; Pulalasi,Leo 3-22; Wright,Landon 2-31; Neal Jr.,Leon 2-24; Noga,Jeremiah 2-19; Vorhees,Kirby 1-2. Ole Miss-Stribling,De'Zh 6-63; Wright,Dae'Quan 4-80; Lee,Cayden 3-56; Alexander,Deuce 3-36; Lacy,Kewan 2-19; Watkins,Winston 2-minus 1.

INTERCEPTIONS: Washington State-None. Ole Miss-None.

FUMBLES: Washington State-Vorhees,Kirby 1-0; Eckhaus,Zevi 1-0. Ole Miss-TEAM 1-0; Chambliss,Trini 1-1.

SACKS (UA-A): Washington State-Terrell,Isaac 2-0; Dalton,Darrion 1-0. Ole Miss-Franklin,Kam 1-1; Umanmielen,Prin 1-0; Echoles,Will 1-0; Brown,Jamarious 0-1.

TACKLES (UA-A): Washington State-McKenna,Parker 7-5; Schlimgen,Sulli 2-7; Reeder,Cale 4-3; Large,Tucker 3-4; Worthy III,Kenn 3-3; Francl,Caleb 0-6; Palano,Anthony 0-6; Terrell,Isaac 4-1; Humphrey,Colby 1-4; Durrance,Matthe 3-1; Goodman,Duhron 2-1; Finau,Soni 2-0; Dalton,Darrion 2-0; Fitzmaurice,Don 0-2; Colson,Jamorri 1-0; Lamb,Bryson 0-1. Ole Miss-Williams Jr.,Wy 5-2; Dottery,TJ 3-4; Franklin,Kam 4-2; Chambers,Tahj 2-4; Ryan,Sage 5-0; Umanmielen,Prin 2-3; Perkins,Suntari 3-1; Echoles,Will 3-1; Yates,Jaden 2-2; Gushiken,Kapena 2-1; Fletcher,Ricky 2-0; Braxton,Jaylon 1-1; Harris,Zxavian 0-2; Graves Jr.,Chri 1-0; Kite,Antonio 1-0; Jaffe,Andy 1-0; Brown,Jamarious 0-1.

2025 GAME RECAPS

WASHINGTON STATE AT NO. 18 VIRGINIA

Oct. 18, 2025 • Scott Stadium • Att.: 56,048 • TV: The CW

CHARLOTTESVILLE, Va. - Virginia's Kam Robinson and Hunter Osborne stuffed Kirby Vorhees in the end zone for a game-winning safety, sending the No. 18 Cavaliers to a wild 22-20 victory over Washington State on Saturday night. Virginia trailed 20-10 going into the fourth quarter. Harrison Waylee had a 2-yard touchdown run with 9:45 left, and Will Bettridge made a tying 34-yard field goal with 2:55 to go. Jahmal Edrine had five catches for 102 yards, helping the Cavaliers (6-1) to their fifth consecutive win. Cam Ross had a 19-yard touchdown run in the first quarter. Washington State quarterback Zevi Eckhaus was 18 for 27 for 183 yards and a touchdown. He also had a 1-yard TD run, but he threw two interceptions. The Cougars (3-4) scored first on Joshua Meredith's 32-yard touchdown reception in the first quarter. Meredith finished with seven catches for 108 yards. Jack Stevens' 37-yard field goal late in the first half lifted Washington State to a 17-7 lead at the break. Coming off its open date, Virginia's offense struggled to get in gear. The Cavaliers were outgained 318-175 through three quarters. Waylee's TD run capped a nine-play, 97-yard drive as Virginia's offense started to find its way. For the second straight week, Washington State traveled across the country with its sights set on knocking off a ranked foe. A week after coming up short at then-No. 4 Mississippi, the Cougars had another frustrating result. Virginia looked sluggish before rallying in the fourth.

SCORE BY QUARTERS	1	2	3	4	TOTAL
Washington State	7	10	3	0	20
Virginia	7	0	3	12	22

SCORING SUMMARY

1st	09:47	WSU	Meredith,Joshua 32 yd pass from Eckhaus,Zevi (Stevens,Jack kick)	7-78 4:02
	04:48	UVA	Ross,Cam 19 yd run (Bettridge,Will kick)	5-59 2:02
2nd	06:35	WSU	Eckhaus,Zevi 1 yd run (Stevens,Jack kick)	8-64 5:01
	00:35	WSU	Stevens,Jack 37 yd field goal	11-62 4:21
3rd	08:38	UVA	Bettridge,Will 47 yd field goal	9-46 4:16
	02:18	WSU	Stevens,Jack 42 yd field goal	12-50 6:20
4th	09:45	UVA	Waylee,Harrison 2 yd run (Bettridge,Will kick)	9-97 3:41
	02:55	UVA	Bettridge,Will 34 yd field goal	7-18 4:14
	02:41	UVA	TEAM safety	

TEAM STATISTICS

	WSU	UVA
FIRST DOWNS	18	13
RUSHES-YARDS (NET)	35-143	32-122
PASSING YDS (NET)	183	179
Passes Att-Comp-Int	27-18-2	25-15-0
TOTAL OFFENSE PLAYS-YARDS	62-326	57-301
Fumble Returns-Yards	0-0	0-0
Punt Returns-Yards	3-24	1-10
Kickoff Returns-Yards	1-0	2-51
Interception Returns-Yards	0-0	2-9
Punts (Number-Avg)	4-43.8	6-53.0
Fumbles-Lost	0-0	1-0
Penalties-Yards	7-33	7-55
Possession Time	34:14	25:46
Third-Down Conversions	3 of 12	5 of 15
Fourth-Down Conversions	1 of 1	0 of 1
Red-Zone Scores-Chances	2-2	3-3
Sacks By: Number-Yards	0-0	1-1

INDIVIDUAL STATISTICS

RUSHING: Washington State-Vorhees,Kirby 16-45; Eckhaus,Zevi 10-33; Johnson,Angel 5-33; Pulalasi,Leo 3-24; TEAM 1-8. Virginia-Taylor,J'Mari 17-47; Waylee,Harrison 4-30; Ross,Cam 1-19; Morris,Chandler 4-15; Brown,Xavier 3-14; TEAM 3-minus 3.

PASSING: Washington State-Eckhaus,Zevi 18-27-2-183. Virginia-Morris,Chandler 15-25-0-179.

RECEIVING: Washington State-Meredith,Joshua 7-108; Neal Jr.,Leon 2-19; Pulalasi,Leo 2-18; Vorhees,Kirby 1-10; Dugger,Julian 1-8; Freeman,Tony 1-5; Woods,Maxwell 1-5; Leckner,Trey 1-5; Johnson,Angel 1-3; Wright,Landon 1-2. Virginia-Edrine,Jahmal 5-102; Courtney,Kamero 3-11; Ennis,Sage 2-33; Harris,Trell 2-21; Taylor,J'Mari 2-13; Thomas,Jayden 1-minus 1.

INTERCEPTIONS: Washington State-None. Virginia-Platt,Donavon 1-10; Prevard,Ja'son 1-minus 1.

FUMBLES: Washington State-None. Virginia-Waylee,Harrison 1-0.

SACKS (UA-A): Washington State-None. Virginia-Camac,Fisher 1-0.

TACKLES (UA-A): Washington State-Francl,Caleb 1-9; Large,Tucker 2-6; Durrance,Matthe 1-5; McKenna,Parker 4-1; Palano,Anthony 2-3; Schlimgen,Sulli 2-3; Reeder,Cale 2-2; Ta'ase,Malaki 2-2; Dalton,Darrion 0-3; Humphrey,Colby 2-0; Lamb,Bryson 1-1; Worthy III,Kenn 1-1; Peleti,Buddha 1-1; Harris,Ryan 1-0; Ridley,Trey 1-0; Goodman,Duhron 1-0; Vorhees,Kirby 1-0; Dunham,Noah 1-0; Hughes,Michael 0-1. Virginia-Neal,Devin 6-4; Robinson,Kam 2-6; Jackson,James 2-4; Melton,Mitchell 2-4; Minter,Ethan 1-4; Holmes,Jacob 1-4; Marcellus,Maddo 2-2; Danley,Landon 3-0; Camac,Fisher 2-1; Rickert,Daniel 2-1; Platt,Donavon 1-2; Carter,Jahmeer 0-3; Karnley,Emmanue 2-0; Charles,Christi 1-1; Hammond,Jason 1-1; Koudelka,Billy 1-1; Prevard,Ja'son 1-0; Robinson,Bryce 1-0; Clary,Antonio 1-0; Costner,Corey 0-1; Osborne,Hunter 0-1; Sanker,Lukas 0-1; Britton,Anthony 0-1.

TOLEDO AT WASHINGTON STATE

Oct. 25, 2025 • Gesa Field • Att.: 27,646 • TV: The CW

PULLMAN, Wash. - Redshirt-senior quarterback Zevi Eckhaus accounted for three touchdowns as Washington State used a dominant second quarter and a strong defensive performance to post a 28-7 nonconference victory over Toledo Saturday afternoon at Gesa Field. After a scoreless first quarter, the Cougars (4-4) exploded for 21 points in the second period. Eckhaus opened the scoring with a 7-yard touchdown run to cap an 11-play, 89-yard drive early in the quarter. WSU extended its lead on the next possession when Eckhaus connected with Tony Freeman for a 15-yard touchdown strike. The Cougars made it three straight scoring drives before halftime as Carter Pabst hauled in a 35-yard touchdown pass from Eckhaus to push the lead to 21-0. Toledo (4-4) got on the board just before halftime on a 24-yard touchdown pass from Tucker Gleason to Junior Vandeross III, but that would be the Rockets' lone score of the day. The WSU defense shut out Toledo in the second half and limited the visitors to just 299 total yards. Eckhaus led the Cougars with 159 passing yards and two touchdowns while adding 74 yards and a score on the ground. Pabst had two catches for 49 yards and a touchdown, and Freeman added a 15-yard scoring grab. Senior receiver Joshua Meredith paced the receiving corps with four receptions for 81 yards, including a 40-yard catch that set up a Cougar score. The Cougar defense controlled the game throughout, holding Toledo to 61 rushing yards on 24 attempts while holding the Rockets to 299 yards of total offense, 157 yards below their season average. Senior linebacker Parker McKenna intercepted a pass and recorded 10 tackles, while safety Tucker Large led all players with a career-best 13 tackles. Washington State finished with 321 yards of offense, including 162 on the ground. Running back Kirby Vorhees sealed the victory late in the fourth quarter with a 6-yard touchdown run that capped a 12-play, 65-yard drive that lasted 6-minutes, 34-seconds to make it 28-7. Freshman kicker Jack Stevens was perfect on all four extra-point attempts. The Cougars are next in action Nov. 1 when they travel to Corvallis, Ore. to face Oregon State.

SCORE BY QUARTERS	1	2	3	4	TOTAL
Toledo	0	7	0	0	7
Washington State	0	21	0	7	28

SCORING SUMMARY

2nd	12:07	WSU	Eckhaus,Zevi 7 yd run (Stevens,Jack kick)	11-64 6:42
	04:00	WSU	Freeman,Tony 15 yd pass from Eckhaus,Zevi (Stevens,Jack kick)	11-80 5:33
	00:51	WSU	Pabst,Carter 35 yd pass from Eckhaus,Zevi (Stevens,Jack kick)	8-82 1:16
	00:13	TOL	Vandeross III,J 24 yd pass from Gleason,Tucker (Cunanan,Dylan kick)	6-65 0:38
4th	02:21	WSU	Vorhees,Kirby 6 yd run (Stevens,Jack kick)	12-65 6:34

TEAM STATISTICS

	TOL	WSU
FIRST DOWNS	16	21
RUSHES-YARDS (NET)	24-61	44-180
PASSING YDS (NET)	261	159
Passes Att-Comp-Int	42-26-1	22-10-2
TOTAL OFFENSE PLAYS-YARDS	66-322	66-339
Fumble Returns-Yards	1-7	0-0
Punt Returns-Yards	1-5	2--1
Kickoff Returns-Yards	2-24	0-0
Interception Returns-Yards	2-0	1--5
Punts (Number-Avg)	6-36.0	4-44.2
Fumbles-Lost	1-0	1-0
Penalties-Yards	8-65	5-45
Possession Time	27:27	32:33
Third-Down Conversions	6 of 16	6 of 12
Fourth-Down Conversions	1 of 4	0 of 0
Red-Zone Scores-Chances	0-2	3-3
Sacks By: Number-Yards	2-15	1-16

INDIVIDUAL STATISTICS

RUSHING: Toledo-Christian,Kenji 11-33; Walendzak,Conno 7-15; Gleason,Tucker 6-13. Washington State-Vorhees,Kirby 15-80; Eckhaus,Zevi 15-74; Pulalasi,Leo 5-23; Dugger,Julian 1-6; Woods,Maxwell 1-2; Johnson,Angel 4-minus 1; TEAM 3-minus 4.

PASSING: Toledo-Gleason,Tucker 26-41-1-261; TEAM 0-1-0-0. Washington State-Eckhaus,Zevi 10-22-2-159.

RECEIVING: Toledo-Vandeross III,J 7-52; Rudolph,Trayvon 6-45; Petersen,Jacob 5-81; Christian,Kenji 3-47; Crosby Jr.,Terr 2-17; Walendzak,Conno 2-14; Treadway,Ryder 1-5. Washington State-Meredith,Joshua 4-81; Pabst,Carter 2-49; Leckner,Trey 2-17; Freeman,Tony 1-15; Pulalasi,Leo 1-minus 3.

INTERCEPTIONS: Toledo-Awls,Braden 1-0. Washington State-McKenna,Parker 1-minus 5.

FUMBLES: Toledo-Gleason,Tucker 1-0. Washington State-Freeman,Tony 1-0.

SACKS (UA-A): Toledo-Davis,Malachi 1-0. Washington State-Janikowski,Jack 1-0.

TACKLES (UA-A): Toledo-McNeil-Warren,E 6-7; Awls,Braden 5-5; Smith,Avery 6-0; Sherman,K'Von 4-1; D'Appolonia,Chr 0-5; Davis,Malachi 4-0; Poynter,Martez 2-2; Julien,Louce 1-1; Hohler,Dylan 1-0; Fuller,Andre 1-0; Peters,Jeremiah 1-0; Vandeross III,J 1-0; Ray Jr.,Doran 1-0; Thompson,Nichol 0-1; Carter,Esean 0-1; Long,Langston 0-1. Washington State-Large,Tucker 8-5; McKenna,Parker 7-3; Humphrey,Colby 6-2; Francl,Caleb 4-3; Schlimgen,Sulli 2-2; Fitzmaurice,Don 0-4; Dalton,Darrion 1-2; Worthy III,Kenn 2-0; Palano,Anthony 0-2; Ta'ase,Malaki 0-2; Durrance,Matthe 1-0; Janikowski,Jack 1-0; Finau,Soni 1-0; Leckner,Trey 1-0; Miller,Brody 1-0; Colson,Jamorri 1-0; Barthiel,Gavin 1-0; Beatty,Ben 1-0; Reeder,Cale 0-1; Hughes,Michael 0-1; Peleti,Buddha 0-1.

2025 GAME RECAPS

WASHINGTON STATE AT OREGON STATE

Nov. 1, 2025 • Reser Stadium • Att.: 32,905 • TV: CBS

CORVALLIS, Ore. - Washington State battled through a defensive slugfest Saturday night at Reser Stadium but came up just short in a 10–7 setback against Oregon State. The Cougars (4–5) controlled much of the first half and took a 7–3 lead into the break after sophomore running back Kirby Vorhees punched in a 3-yard touchdown run late in the second quarter. WSU's 75-yard scoring drive was highlighted by efficient passing from senior quarterback Zevi Eckhaus and timely runs from the Cougar backfield. Eckhaus finished 13 of 24 for 146 yards through the air while adding 24 yards on the ground. Vorhees led the WSU rushing attack with 46 yards on 10 carries. Senior receiver Joshua Meredith added four catches for 44 yards, and Tony Freeman contributed 37 yards receiving and 69 yards on punt returns, including a 47-yarder that set up good field position in the first half. Defensively, Washington State turned in one of its strongest efforts of the season, limiting the Beavers to just 208 total yards and one third-down conversion in 12 attempts. Sophomore linebacker Anthony Palano paced the Cougars with 10 tackles, while Bryson Lamb, Malaki Ta'ase, and Caleb Francl each recorded sacks. Despite the defensive dominance, Oregon State managed the go-ahead touchdown midway through the fourth quarter. WSU had a chance to tie the game in the final minutes, but a 32-yard field goal attempt drifted wide with just over a minute remaining. Washington State finished with 271 total yards and held the ball for nearly 29 minutes but was hurt by penalties and two turnovers.

SCORE BY QUARTERS	1	2	3	4	TOTAL
Washington State	0	7	0	0	7
Oregon State	0	3	0	7	10

SCORING SUMMARY

2nd	02:52	OSU	Ojeda,Caleb 35 yd field goal	8-39 3:44
	00:44	WSU	Vorhees,Kirby 3 yd run (Stevens,Jack kick)	7-75 2:08
4th	09:52	OSU	Hankerson,Antho 1 yd run (Ojeda,Caleb kick)	4-64 1:44

TEAM STATISTICS

	WSU	OSU
FIRST DOWNS	17	13
RUSHES-YARDS (NET)	35-125	41-124
PASSING YDS (NET)	146	60
Passes Att-Comp-Int	24-13-2	18-12-0
TOTAL OFFENSE PLAYS-YARDS	59-271	59-184
Fumble Returns-Yards	0-0	0-0
Punt Returns-Yards	5-69	1-1
Kickoff Returns-Yards	0-0	1-11
Interception Returns-Yards	0-0	2-36
Punts (Number-Avg)	7-39.7	10-43.7
Fumbles-Lost	1-0	2-0
Penalties-Yards	10-90	4-45
Possession Time	28:48	30:07
Third-Down Conversions	2 of 12	1 of 13
Fourth-Down Conversions	0 of 1	0 of 1
Red-Zone Scores-Chances	1-3	2-2
Sacks By: Number-Yards	3-26	6-40

INDIVIDUAL STATISTICS

RUSHING: Washington State-Vorhees,Kirby 10-46; Johnson,Angel 4-30; Eckhaus,Zevi 16-24; Woods,Maxwell 4-20; Pulalasi,Leo 1-5. Oregon St.-Hankerson,Antho 25-132; Hatcher Jr.,Cor 6-24; Johnson,Gabarri 4-9; Card,Zack 1-minus 4; TEAM 3-minus 18; Murphy,Maalik 2-minus 19.

PASSING: Washington State-Eckhaus,Zevi 13-24-2-146. Oregon St.-Johnson,Gabarri 10-15-0-33; Murphy,Maalik 2-3-0-27.

RECEIVING: Washington State-Meredith,Joshua 4-44; Noga,Jeremiah 3-22; Freeman,Tony 2-37; Vorhees,Kirby 2-24; Leckner,Trey 2-19. Oregon St.-Walker,Trent 4-22; Reddicks,Taz 2-37; Caufield,Bryce 2-12; Hankerson,Antho 2-minus 3; Wells Jr.,David 1-0; Hatcher Jr.,Cor 1-minus 8.

INTERCEPTIONS: Washington State-None. Oregon St.-Patterson,Jahei 2-36.

FUMBLES: Washington State-Eckhaus,Zevi 1-0. Oregon St.-TEAM 1-0; Walker,Trent 1-0.

SACKS (UA-A): Washington State-Francl,Caleb 1-0; Lamb,Bryson 1-0; Ta'ase,Malaki 1-0. Oregon St.-Meikle,Shamar 1-1; Sullivan,Aiden 1-0; Taylor,Nikko 1-0; Wallin,Kai 1-0; Hill,Jaylen 1-0; Hickle,Takari 0-1.

TACKLES (UA-A): Washington State-Palano,Anthony 4-6; Schlimgen,Sulli 3-5; Francl,Caleb 4-2; Reeder,Cale 2-4; Janikowski,Jack 4-1; Peleti,Buddha 3-2; Lamb,Bryson 3-2; Large,Tucker 3-1; McKenna,Parker 2-2; Humphrey,Colby 2-2; Worthy III,Kenn 1-0; Reynolds,Carste 1-0; Durrance,Matthe 1-0; Ta'ase,Malaki 1-0; Eckhaus,Zevi 1-0; Goodman,Duhron 0-1; Dalton,Darrion 0-1; Miller,Brody 0-1; Colson,Jamorri 0-1; Terrell,Isaac 0-1. Oregon St.-Sullivan,Aiden 6-2; Shaw,Kord 1-7; Thomas,Skyler 3-4; Patterson,Jahei 3-3; Collins,Thomas 3-2; Hickle,Takari 2-2; Wallin,Kai 2-1; Hill,Tygee 1-2; Meikle,Shamar 1-2; Saez,Zakaih 1-2; Singleton,Kobe 2-0; Vadrawale III,S 2-0; Taylor,Nikko 1-1; Pome'e,Tevita 1-1; Blake,Tyree 0-2; Haverland,Will 1-0; Hill,Jaylen 1-0; Tucker,Jalil 1-0; Reichle,Jake 0-1; Boschma,Karson 0-1; White,Mason 0-1; Glasper,Trey 0-1; Hopper,Tyjai 0-1.

LOUISIANA TECH AT WASHINGTON STATE

Nov. 15, 2025 • Gesa Field • Att.: 21,186 • TV: The CW

PULLMAN, Wash. - Washington State delivered another dominant defensive performance and used a season-best effort on the ground to power past Louisiana Tech, 28-3, Saturday night at Gesa Field. With the win, the Cougars improved to 5-5 while extending a remarkable defensive trend: this marks their fifth game this season holding an opponent to 10 points or fewer, including three games where the opponent failed to reach double digits. The WSU defense controlled the game from the opening snap, limiting Louisiana Tech to a season-low 167 yards of total offense on 51 plays. The Cougars produced three sacks, an interception, and held the Bulldogs to just 3-of-11 on third down. Colby Humphrey's fourth-quarter interception halted a promising Louisiana Tech drive, while Malaki Ta'ase and Buddha Peleti combined for 2.5 sacks to anchor a front that pressured quarterbacks Evan Bullock and Trey Kukuk throughout. Washington State struck first midway through the opening quarter when Zevi Eckhaus connected with Joshua Meredith on a 23-yard touchdown strike to cap a 48-yard scoring drive. Early in the second, Eckhaus added to the lead, this time with his legs, punching in a seven-yard touchdown run that put the Cougars in front 14-0. Louisiana Tech's only points of the game came as the first half expired—a 51-yard field goal that sent WSU into halftime ahead 14-3. After a quiet third quarter, the Cougars seized control early in the fourth. Eckhaus capped a patient, 14-play, 66-yard march with a one-yard rushing touchdown—his second of the night—to extend the lead to 21-3. The score was part of a powerful ground effort that saw WSU finish with a season-high three rushing touchdowns and 157 yards on 39 carries. Running back Kirby Vorhees put the game away late, breaking free for a 19-yard touchdown run with just over a minute remaining. Vorhees led all Cougar rushers with 76 yards, while Eckhaus added 56 yards on 11 carries behind an offensive line that allowed zero sacks and helped WSU control possession for more than 35 minutes. On special teams, Tony Freeman provided a spark with a 58-yard punt return in the first half, flipping field position and helping WSU maintain early momentum. Jack Stevens remained perfect on the night, converting all four of his PAT attempts. Meredith finished the night with a game-high five receptions for 70 yards and the score. Freeman added four catches for 31 yards. Defensively, Parker McKenna led WSU with six tackles while Humphrey was one of five Cougars with five tackles. The Cougars are next in action Saturday, Nov. 22, when they travel east to face James Madison University on ESPN+. Gametime is expected to be announced Sunday or Monday and will be either 1 p.m. or 2 p.m. EST.

SCORE BY QUARTERS	1	2	3	4	TOTAL
Louisiana Tech	0	3	0	0	3
Washington State	7	7	0	14	28

SCORING SUMMARY

1st	08:51	WSU	Meredith,Joshua 23 yd pass from Eckhaus,Zevi (Stevens,Jack kick)	6-48 3:36
2nd	12:11	WSU	Eckhaus,Zevi 7 yd run (Stevens,Jack kick)	6-17 2:27
	00:00	LATECH	Henderson,Drew 51 yd field goal	8-30 1:32
4th	13:30	WSU	Eckhaus,Zevi 1 yd run (Stevens,Jack kick)	13-0 8:19
	01:12	WSU	Vorhees,Kirby 19 yd run (Stevens,Jack kick)	12-70 7:34

TEAM STATISTICS

	LATECH	WSU
FIRST DOWNS	11	18
RUSHES-YARDS (NET)	30-107	39-157
PASSING YDS (NET)	60	146
Passes Att-Comp-Int	21-9-1	24-17-0
TOTAL OFFENSE PLAYS-YARDS	51-167	63-303
Fumble Returns-Yards	0-0	0-0
Punt Returns-Yards	1--3	1-58
Kickoff Returns-Yards	3-47	0-0
Interception Returns-Yards	0-0	1-15
Punts (Number-Avg)	5-53.4	5-41.0
Fumbles-Lost	0-0	0-0
Penalties-Yards	5-50	9-125
Possession Time	24:57	35:03
Third-Down Conversions	3 of 11	6 of 13
Fourth-Down Conversions	0 of 1	2 of 2
Red-Zone Scores-Chances	0-1	3-3
Sacks By: Number-Yards	0-0	3-15

INDIVIDUAL STATISTICS

RUSHING: Louisiana Tech-Kukuk,Trey 9-39; Burnette,Andrew 5-39; Thevenin,Clay 7-13; Wiggins,Omiri 4-11; Givens,Amani 2-4; Bullock,Evan 3-1. Washington State-Vorhees,Kirby 16-76; Eckhaus,Zevi 11-56; Pulalasi,Leo 6-20; Johnson,Angel 5-6; Woods,Maxwell 1-minus 1.

PASSING: Louisiana Tech-Bullock,Evan 4-10-0-36; Kukuk,Trey 5-8-1-24; TEAM 0-1-0-0; Thevenin,Clay 0-1-0-0; Chance,John Hoy 0-1-0-0. Washington State-Eckhaus,Zevi 17-24-0-146.

RECEIVING: Louisiana Tech-Finley,Eli 3-21; Mickens,Jalen 2-18; Thevenin,Clay 2-15; Bockler,Brayden 1-5; Pierro,David 1-1. Washington State-Meredith,Joshua 5-70; Freeman,Tony 4-31; Vorhees,Kirby 2-12; Woods,Maxwell 2-10; Alleyne,Mackenz 1-9; Pabst,Carter 1-5; Noga,Jeremiah 1-5; Leckner,Trey 1-4.

INTERCEPTIONS: Louisiana Tech-None. Washington State-Humphrey,Colby 1-15.

FUMBLES: Louisiana Tech-None. Washington State-None.

SACKS (UA-A): Louisiana Tech-None. Washington State-Ta'ase,Malaki 1-1; Terrell,Isaac 0-1; Peleti,Buddha 1-0.

TACKLES (UA-A): Louisiana Tech-Fields,Jacob 5-3; Fongang,Sam 6-0; Mason,Mekhi 3-3; Mayfield,Jadon 3-2; Hill,Zheric 2-3; Foster,Jakari 2-2; Shelby Jr.,Jham 2-2; Madkins,Jayden 3-0; Nason,Zion 1-2; Butler,Amari 2-0; Davis,Christian 2-0; Jackson Jr.,Alo 2-0; Richard,Michael 1-1; Woods,Cedric 1-0; Thevenin,Clay 1-0; Sims,Caleb 1-0; Mcrae,Jordan 1-0; Burch,Ean 1-0; Cobbs,Joshua 1-0; Rieman,Donovan 1-0; Oguns,Emmanuel 0-1; Bradford,Jacob 0-1. Washington State-McKenna,Parker 2-4; Schlimgen,Sulli 4-1; Large,Tucker 4-1; Francl,Caleb 2-3; Humphrey,Colby 2-3; Durrance,Matthe 1-4; Colson,Jamorri 3-1; Ta'ase,Malaki 2-1; Jones,Gage 1-2; Peleti,Buddha 2-0; Terrell,Isaac 1-1; Dalton,Darrion 1-1; Russell,Damariu 0-2; Finau,Soni 0-2; Peterson,Kyle 1-0; Rapolla,Kai 1-0; Miller,Titus 1-0; Lamb,Bryson 0-1; Harris,Ryan 0-1; Fitzmaurice,Don 0-1; Janikowski,Jack 0-1.

WSU SINGLE-GAME RECORDS

PASS ATTEMPTS

Rk.	No.	Player	Opponent	Date
1.	89	Connor Halliday	at Oregon	10/19/13
2.	79	Connor Halliday	Arizona	10/25/14
3.	74	Luke Falk	at Arizona State	11/22/14
	74	Luke Falk	at Oregon	10/10/15
5.	71	Luke Falk	at Boise State	9/10/16
6.	70	Connor Halliday	California	10/4/14
7.	69	Connor Halliday	at Stanford	10/10/14
	69	Luke Falk	at Utah	11/11/17
9.	68	Anthony Gordon	Oregon State	11/23/19
10.	67	Connor Halliday	at California	10/5/13

PASS COMPLETIONS

Rk.	No.	Player	Opponent	Date
1.	58	Connor Halliday	at Oregon	10/19/13
2.	56	Connor Halliday	Arizona	10/25/14
3.	55	Luke Falk	at Boise State	9/10/16
4.	50	Luke Falk	at Oregon	10/10/15
	50	Anthony Gordon	Oregon State	11/23/19
6.	49	Connor Halliday	California	10/4/14
7.	48	Anthony Gordon	at Washington	11/29/19
8.	47	Luke Falk	at Rutgers	9/12/15
	47	Luke Falk	at Arizona	10/24/15
10.	45	Luke Falk	at Arizona State	11/22/14
	45	Tyler Hilinski	at Arizona	10/28/17
	45	Gardner Minshew II	E. Washington	9/15/18

PASSING YARDS

	No.	Player	Opponent	Date
1.	734	Connor Halliday	California	10/4/14
2.	606	Anthony Gordon	Oregon State	11/23/19
3.	601	Luke Falk	at Arizona State	10/22/14
4.	570	Anthony Gordon	UCLA	9/21/19
5.	557	Connor Halliday	at Oregon	10/19/13
6.	544	Connor Halliday	Portland State	9/13/14
7.	532	Connor Halliday	vs. Rutgers	8/28/14
8.	531	Alex Brink	at Oregon State	10/1/05
9.	521	Connor Halliday	at California	10/5/13
10.	520	Anthony Gordon	Stanford	11/16/19

PASSING TOUCHDOWNS

	No.	Player	Opponent	Date
1.	9	Anthony Gordon	UCLA	9/21/19
2.	7	Gardner Minshew II	Arizona	11/17/18
3.	6	Jason Gesser	Arizona	10/14/00 (3 ot)
	6	Connor Halliday	vs. Colorado State	12/21/13
	6	Connor Halliday	Portland State	9/13/14
	6	Connor Halliday	California	10/4/14
	6	Luke Falk	Oregon State	10/17/15
	6	Luke Falk	Oregon State	9/16/17
	6	Anthony Gordon	Oregon State	11/23/19
10.	5	20 Times Last by:		
		John Mateer	Portland State	8/31/2024

PASSES INTERCEPTED

	No.	Player	Opponent	Date
1.	6	Jerry Henderson	Arizona State	10/21/67
	6	Chuck Peck	California	11/16/74
	6	Paul Mencke	USC	10/17/98
	6	Alex Brink	Oregon State	11/17/07
5.	5	Jerry Henderson	Baylor	10/7/67
	5	Jerry Henderson	Oregon State	10/26/68
	5	Timm Rosenbach	Oregon	11/14/87
	5	Matt Kegel	Oregon State	9/27/03
	5	Luke Falk	at California	10/13/17
10.	4	16 Times Most Recent:		
		Tyler Hilinski	at Arizona	10/28/17

COMPLETION PERCENTAGE (Min. 10 Att.)

	No.	Player	Opponent	Date
1.	.914 (32-35)	Luke Falk	Arizona	11/5/16
2.	.871 (27-31)	Cameron Ward	Utah	10/22/22
3.	.870 (20-23)	Alex Brink	Oregon	10/21/06
4.	.850 (23-27)	John Mateer	Hawai'i	10/19/2024
5.	.846 (33-39)	Luke Falk	Montana state	9/2/17
6.	.844 (27-32)	Jayden de Laura	Washington	11/26/21
7.	.828 (29-35)	Anthony Gordon	New Mexico State	8/31/19
8.	.824 (28-34)	Cameron Ward	Oregon State	9/23/23
9.	.822 (37-45)	Luke Falk	Wyoming	9/19/15
10.	.818 (9-11)	Wayne Berry	Iowa	10/3/53
	.818 (9-11)	R. Turner	Montana State	9/3/83

QUARTERBACK RUSHING ATTEMPTS

	No.	Player	Opponent	Date
1.	27	Chuck Peck	at California	11/16/1974
2.	25	Steve Grant	at Washington	11/17/1979
3.	24	Ty Paine	at USC	11/6/1971
4.	23	Timm Rosenbach	Oregon	11/14/1987
5.	22	Ricky Turner	UCLA	10/15/1983
6.	21	Samoa Samoa	San Jose State	9/13/1980
	21	Timm Rosenbach	at UCLA	10/29/1988
	21	John Mateer	Texas Tech	9/7/2024
	21	John Mateer	at San Diego State	10/26/2024
10.	20	Steve Grant	UCLA	10/13/1979
	20	Samoa Samoa	Stanford	10/25/1980
	20	Ricky Turner	at Arizona State	10/22/1983
	20	Timm Rosenbach	at Washington	11/21/1987
	20	John Mateer	at Boise State	9/28/2024

QUARTERBACK RUSHING YARDS

	No.	Player	Opponent	Date
1.	197	John Mateer	Texas Tech	9/7/2024
2.	135	Chuck Peck	at California	11/16/1974
3.	134	Samoa Samoa	Stanford	10/25/1980
4.	111	John Mateer	San Jose State	9/20/2024
5.	106	Ty Paine	at Utah	10/2/1971
6.	105	Timm Rosenbach	Oregon	11/14/1987
7.	93	Ricky Turner	Oregon State	10/9/1982
8.	91	Ricky Turner	at Oregon State	10/10/1981
	91	Ricky Turner	UNLV	9/24/1983
10.	88	Steve Grant	at Oregon State	11/3/1979

QUARTERBACK RUSHING TOUCHDOWNS

	No.	Player	Opponent	Date
1.	3	Ty Paine	at Utah	10/2/1971
	3	Chuck Peck	at California	11/16/1974
	3	Jack Thompson	Arizona State	9/23/1978
	3	Steve Grant	at Oregon	10/27/1979
	3	Timm Rosenbach	at Illinois	9/3/1988

QUARTERBACK RUSHING LONG

	No.	Player	Opponent	Date
1.	69	Ricky Turner	Montana State	9/12/1981
2.	68	John Mateer	Portland State	8/31/2024
3.	63	Samoa Samoa	Stanford	10/25/1980
4.	62	Ty Paine	at Utah	10/2/1971
5.	59	Jason Gesser	at Washington	11/20/1999
6.	50	Ricky Turner	Oregon State	10/9/1982
7.	49	Ricky Turner	at Oregon State	10/10/1981
8.	48	Ty Paine	at California	9/16/1972
9.	45	Ty Paine	at California	10/24/1970
	45	John Mateer	at Boise State	9/28/2024

RUSHING ATTEMPTS

	No.	Player	Opponent	Date
1.	42	Jerome Harrison	at UCLA	11/6/04
2.	41	Steve Broussard	at Oregon	10/7/89
3.	39	Rueben Mayes	at Oregon	10/27/84
4.	38	Jerome Harrison	Arizona State	11/5/05
5.	37	Michael Black	at Washington	11/22/97
	37	Kevin Brown	at Stanford	11/14/98
	37	Dwight Tardy	UCLA	10/27/07
8.	36	Ken Grandberry	Stanford	11/11/72
	36	Jonathan Smith	UCLA	11/8/03
	36	Jerome Harrison	at Washington	11/19/05

NET RUSHING YARDS

	No.	Player	Opponent	Date
1.	357	Rueben Mayes	at Oregon	10/27/84
2.	261	Bernard Jackson	Oregon	10/30/71
3.	260	Jerome Harrison	UCLA	10/15/05
4.	247	Jerome Harrison	at UCLA	11/06/04
5.	240	Jerome Harrison	Arizona State	11/5/05
6.	218	Tali Ena	at Oregon State	11/3/79
	218	Jerome Harrison	Stanford	10/8/05
8.	216	Rueben Mayes	at Stanford	10/20/84
9.	214	Michael Black	California	10/19/96
	214	Dwight Tardy	UCLA	10/27/07

RUSHING TOUCHDOWNS

	No.	Player	Opponent	Date
1.	5	James Matthews	Idaho	9/11/82
2.	4	Rueben Mayes	at Stanford	10/20/84
	4	Rueben Mayes	Montana State	11/16/85
	4	Shaumbe Wright-Fair	Temple	10/3/92
	4	Deon Burnett	Louisiana Lafayette	10/9/99
	4	Dave Minnich	at Arizona	9/29/01
	4	John Tippins	Montana State	10/18/01
8.	3	27 Times Last by: Nakia Watson, Arizona State, 11/12/22		

RECEPTIONS

	No.	Player	Opponent	Date
1.	16	Lincoln Victor	at Oreon	10/21/23
2.	15	Vince Mayle	at Arizona State	11/22/14
3.	14	River Cracraft	at Stanford	10/10/14
	14	Vince Mayle	Arizona	10/25/14
	14	Gabe Marks	at Rutgers	9/12/15
	14	Easop Winston Jr.	at Arizona State	10/12/19
7.	13	Gabe Marks	at Oregon	10/19/13
	13	James Williams	Montana State	9/2/17
	13	Tay Martin	Eastern Washington	9/15/18
10.	12	Doug Flansburg	at Houston	9/23/66
	12	Marquess Wilson	vs. Oregon (Sea.)	9/29/12
	12	Vince Mayle	at Rutgers (Sea.)	8/28/14
	12	Gabe Marks	at UCLA	11/14/15
	12	Tavares Martin Jr.	at Boise State	9/10/16
	12	Brandon Arconado	at California	11/9/19
	12	Max Borghi	at Washington	11/29/19
	12	Lincoln Victor	Stanford	11/4/23

RECEIVING YARDS

	No.	Player	Opponent	Date
1.	263	Vince Mayle	California	10/4/14
2.	252	Vince Mayle	at Arizona State	11/22/14
3.	255	Deron Pointer	Arizona State	10/9/93
4.	254	Nian Taylor	Idaho	9/19/98
5.	252	Gail Cogdill	at Northwestern	9/27/58
6.	240	Jason Hill	at California	10/22/05
7.	236	Marquess Wilson	at San Diego State	9/17/11
8.	227	Isiah Myers	Portland State	9/13/14
9.	223	Marquess Wilson	Arizona State	11/12/11
10.	215	Ed Barker	at Oregon State	10/20/51

RECEIVING TOUCHDOWNS

	No.	Player	Opponent	Date
1.	4	Gabe Marks	at Arizona	10/24/15
	4	Easop Winston Jr.	UCLA	9/21/19
3.	3	Jack Fanning	at Nebraska	9/21/57
	3	Hugh Campbell	at Arizona State	10/1/60
	3	Mike Levenseller	Washington	11/20/76
	3	Phillip Bobo	Arizona State	11/10/90
	3	Deron Pointer	Arizona State	10/9/93
	3	Nian Taylor	Idaho	9/19/98
	3	Nakoa McElrath	at Arizona	10/14/00
	3	Nakoa McElrath	at Boise State	9/8/01
	3	Jason Hill	Idaho	9/18/04
	3	Jason Hill	at California	10/22/05
	3	Chris Jordan	Idaho	9/9/06
	3	Marquess Wilson	Arizona State	11/12/11
	3	Isiah Myers	Portland State	9/13/14
	3	River Cracraft	California	10/4/14
	3	River Cracraft	California	11/12/16
	3	Tavares Martin Jr.	Oregon State	9/16/17
	3	Josh Kelly	Oregon State	9/23/23
	3	Kyle Williams	Utah State	11/9/24
	3	Kyle Williams	at New Mexico	11/16/24

WSU SINGLE-GAME RECORDS

TIGHT END RECEPTIONS

	No.	Player	Opponent	Date
1.	10	Brett Carolan	Montana	9/5/92
	10	Jed Collins	at Arizona	9/29/07
	10	Jed Collins	Stanford	11/10/07
4.	9	Eric Moore	Stanford	11/11/95
5.	8	Chris Leighton	at Michigan	9/19/87
	8	Doug Wellsdant	at California	11/11/89
	8	Clarence Williams	USC	10/12/91
	8	Brett Carolan	at Michigan	9/4/93
	8	Brett Carolan	at USC	9/25/93
	8	David Knuff	at Stanford	11/16/96

TIGHT END RECEIVING YARDS

	No.	Player	Opponent	Date
1.	127	Carl Barsching	Washington	11/23/74
2.	123	Jed Collins	Stanford	11/10/07
3.	117	Tim Krause	at Washington	11/24/73
4.	113	Clarence Williams	USC	10/12/91
5.	110	Devin Frischknecht	Portland State	9/20/08
6.	106	Clarence Williams	TCU	9/1/90
7	102	David Knuff	at Stanford	11/16/96
8.	101	Eric Moore	at Arizona State	10/22/94
9.	94	Rodd Olsen	Washington	11/22/86
10.	93	Doug Wellsdant	at Oregon	10/7/89

TIGHT END RECEIVING LONG

	No.	Player	Opponent	Date
1.	74	Carl Barsching	Washington	11/23/74
2.	63	Eric Moore	at Arizona State	10/22/94
3.	58	Jed Collins	at UCLA	10/28/06
4.	57	Love Jefferson	Washington	11/21/98
5.	55	Clarence Williams	at Oregon State	10/20/90
6.	53	Devin Frischknecht	Portland State	9/20/08
7.	51	Nick Hedlund	at Arizona	10/18/80
	51	Cody Boyd	at Arizona State	11/11/06
9.	50	Tim Krause	at Washington	11/24/73
	50	Cody Boyd	at Auburn	9/2/06
	50	Cooper Mathers	at New Mexico	11/16/24

TIGHT END RECEIVING TOUCHDOWNS

	No.	Player	Opponent	Date
1.	2	Chris Leighton	Oregon	11/14/87
	2	Doug Wellsandt	Oregon	9/17/88
	2	Devin Frischknecht	at Washington	11/24/07
	2	Cooper Mathers	San Jose State	9/20/24
	2	***Trey Leckner***	***San Diego State***	***9/6/25***

TOTAL TACKLES

	No.	Player	Opponent	Date
1.	28	Brian Forde	California	9/7/85
2.	25	Brian Forde	at Michigan	9/19/87
	25	Dan Grayson	Arizona	10/21/89
4.	24	Brian Forde	at Stanford	11/1/86
5.	23	Anthony McClanahan	USC	10/12/91
	23	James Darling	at Colorado	8/31/96
7.	20	Brian Forde	Arizona	11/8/86
	20	Tuineau Alipate	at Michigan	9/19/87
	20	Dan Grayson	Arizona	10/21/89
	20	Anthony McClanahan	Stanford	11/16/91
	20	Anthony McClanahan	Arizona State	11/7/92
	20	Brandon Moore	at Arizona State	11/1/97
	20	Jahad Woods	vs. Air Force	12/27/19

TACKLES-FOR-LOSS

	No.	Player	Opponent	Date
1.	6.5	Cory Evans	Oregon State	11/17/07 (-20)
2.	5.0	Keith Millard	Arizona	9/17/83 (-26)
	5.0	DeWayne Patterson	at Pacific	10/2/93 (-25)
	5.0	Mkristo Bruce	at Stanford	9/23/06 (-33)
	5.0	Andy Mattingly	Arizona State	10/6/07 (-31)
	5.0	Hercules Mata'afa	at Utah	11/11/17 (-35)
7.	4.5	D.D. Acholonu	at Washington	11/22/03 (-27)
8.	4.0	21 times	Last Time:	
		Isaac Terrell, at Ole Miss, 10/11/25 (-19)		

SACKS (since 1979)

	No.	Player	Opponent	Date
1.	5.0	Mkristo Bruce	at Stanford	9/23/06 (-33)
2.	4.0	Tim Downing	vs. California (Tokyo)	11/29/87 (-8)
	4.0	Keith Millard	at Oregon State	11/5/83 (-35)
	4.0	DeWayne Patterson	at Oregon	10/30/93 (-23)
	4.0	DeWayne Patterson	at UCLA	9/24/94 (-13)
	4.0	Andy Mattingly	Arizona State	10/6/07 (-29)
7.	3.5	DeWayne Patterson	Oregon	10/8/94 (-22)
8.	3.0	17 players (24 times)	Last Time:	
		Ansel Din-Mbuh, at San Diego State (10/26/24)		

INTERCEPTIONS

	No.	Player	Opponent	Date
1.	4	Lamont Thompson	UCLA	11/3/01
2.	3	Bill Lippincott	Oregon State	10/6/45
	3	Laverne Torgeson	vs. Penn State	11/27/48
	3	Clete Baltes	Stanford	10/13/62
	3	Rick Reed	at Oregon	11/5/66
	3	Lionel Thomas	Pacific	11/1/69
	3	Lionel Thomas	Idaho	9/19/70
	3	Eric Johnson	Washington	11/18/72
	3	Paul Sorensen	at Arizona	10/24/81
	3	Ron Collins	at Stanford	10/20/84
	3	Torey Hunter	at Arizona State	10/19/91
	3	Lamont Thompson	at Washington	11/22/97
	3	Will Derting	vs. Nevada	8/31/02

FIELD GOALS MADE

	No.	Player	Opponent	Date
1.	5	Drew Dunning	New Mexico	9/20/03
	5	Erik Powell	Stanford	10/31/15
3.	4	Chuck Diedrick	at Kansas	9/13/75
	4	Paul Watson	at Kansas	9/24/77
	4	John Traut	at Tennessee	9/1/84
	4	Jason Hanson	at BYU	9/7/89
	4	Jason Hanson	Arizona	10/21/89
	4	Rian Lindell	at Boise State	9/12/98
	4	Drew Dunning	vs. Purdue	12/31/01
	4	Drew Dunning	Washington	11/23/02
	4	Drew Dunning	vs. Idaho (Sea.)	8/30/03
	4	Drew Dunning	at Washington	11/22/03
	4	Romeen Abdollmohammadi	Stanford	11/10/07
	4	Andrew Furney	at UCLA	10/8/11
	4	Erik Powell	at Oregon	10/7/17
	4	Erik Powell	at Utah	11/11/17
	4	Dean Janikowski	at Washington	11/26/21

PUNTS

	No.	Player	Opponent	Date
1.	14	Mike Monahan	at Stanford	10/18/69
2.	12	Steve Johnston	UCLA	10/17/92
3.	11	Hank Grenda	Washington	11/23/68
	11	Tim Davey	Idaho	9/16/78
	11	Glenn Harper	at Oregon	11/6/82
	11	Steve Johnston	UCLA	11/6/93
	11	George Martin	at Illinois	9/1/4
	11	George Martin	at UCLA	9/24/94
	11	George Martin	Oregon	10/8/94
	11	George Martin	Arizona	10/15/94

LONGEST PUNT

	No.	Player	Opponent	Date
1.	87	Kyle Basler	at Arizona	9/25/04
2.	84	Reid Forrest	California	11/6/10
3.	83	Gavin Hedrick	California	9/27/75
4.	82	Gavin Hedrick	California	10/8/77
5.	81	Rob Meyers	USC	9/30/89
6.	80	Richard Emerson	at Oklahoma	12/3/38
7.	78	Oscar Draguicevich III	Oregon	11/14/20
8.	76	Mark Rypien	Oregon State	11/3/84
9.	75	Rob Myers	at Wyoming	9/23/89
10.	74	Keith Lincoln	at Idaho	11/12/60
	74	Rob Myers	at Washington	11/18/89

LONGEST FIELD GOAL (50+)

	No.	Player	Opponent	Date
1.	62	Jason Hanson	at UNLV	9/28/91
2.	60	Andrew Furney	Eastern Washington	9/8/12
3.	58	Jason Hanson	at Brigham Young	9/7/89
	58	Jason Hanson	Arizona State	11/10/90
5.	57	Paul Watson	Idaho	11/12/77
	57	Rian Lindell	Boise State	9/27/97
7.	56	Nico Grasu	at Oklahoma State	9/4/10
	56	Erik Powell	at Arizona	10/28/17
9.	55	Joe Danelo	Stanford	10/26/74
	55	Jason Hanson	California	9/22/90
	55	Dean Janikowski	at Colorado State	9/2/23

WSU SINGLE-GAME RECORDS

INTERCEPTION RETURN TOUCHDOWNS

Player	Opponent	Yards	Date
Albert Charlton	California	53	10/13/51
Chuck Stone	at Washington	54	11/21/53
Bruce Nevitt	at Stanford	32	10/30/54
Garner Ekstran	Stanford	40	9/17/60
Harold Haddock	Pacific	91	10/22/60
Clancy Williams	San Jose State	62	9/22/62
Bill Gaskins	Pacific	50	10/10/64
Bill Gaskins	Villanova	41	10/9/65
Lewis Norris	Arizona State	57	10/9/66
Lionel Thomas	UCLA	93	10/11/69
Tom Poe	at Minnesota	26	9/25/71
Mark Patterson	California	63	9/27/75
Matt Elisara	UCLA	42	10/17/81
Joe Taylor	at Michigan	63	9/10/83
Ron Collins	UNLV	71	9/6/86
Brian Forde	Wyoming	27	9/12/87
James Hasty	Wyoming	40	9/12/87
Shawn Landrum	Arizona	62	10/24/87
Dan Webber	Arizona	1	10/24/87
Ron Ricard	at Oregon	74	10/7/89
Roosevelt Noble	Oregon State	61	9/16/89
Alvin Dunn	at BYU	25	9/15/90
John Diggs	UCLA	72	9/29/90
Michael Wright	Arizona	29	11/9/91
Ron Childs	UCLA	17	10/17/92
Chris Hayes	Arizona State	44	10/9/93
DeWayne Patterson	UCLA	89	11/6/93
Shad Hinchen	at Oregon State	23	10/12/96
Billy Newman	Idaho	10	9/23/00
Raonall Smith	at Boise State	54	9/8/01
Lamont Thompson	at Arizona	36	9/29/01
Erik Coleman	Oregon State	43	10/6/01
Billy Newman	at Stanford	54	10/13/01
Jason David	vs. Purdue	45	12/31/01
Will Derting	vs. Nevada (Sea.)	98	8/31/02
Erik Coleman	at UCLA	25	12/7/02
Jason David	at Colorado	41	9/13/03
Virgil Williams	at Oregon	40	9/27/03
Jason David	Arizona	34	10/4/03
Pat Bennett	Arizona State	39	11/15/03
Pat Bennett	at USC	28	11/6/04
Eric Frampton	at Nevada	36	9/9/05
Michael Graise	at Stanford	33	9/23/06
Tyron Brackenridge	Oregon	24	10/21/06
Eric Frampton	Washington	43	11/18/06
Husain Abdullah	Stanford	55	11/10/07
Louis Bland	at Oregon State	16	10/11/08
Alex Hoffman-Ellis	SMU	52	9/19/09
Myron Beck	SMU	67	9/19/09
Alex Hoffman-Ellis	Idaho State	67	9/3/11
Damante Horton	at Oregon	76	10/29/11
Damante Horton	at USC	70	9/7/13
Damante Horton	Southern Utah	72	9/14/13
Damante Horton	Utah	22	11/23/13
Casey Locker	Utah	39	11/23/13
Shalom Luani	Oregon State	84	10/17/15
Peyton Pelluer	Boise State	36	9/9/17
Armani Marsh	at Washington	28	11/26/21
Francisco Mauigoa	Oregon	95	9/24/22
Derrick Langford	at Arizona	35	11/19/22
Jaden Hicks	at Colorado State	37	9/2/23
Kapen Gushiken	at UCLA	88	10/7/23
Stephen Hall	Portland State	100	8/31/24
Ethan O'Connor	at Fresno State	60	10/12/24
Buddah Al-Uqdah	at Oregon State	29	11/23/24

PUNT RETURN TOUCHDOWNS

[list includes all players since 1949 plus players prior to 1949 who were included in the list of long punt returns.]

Player	Opponent	Yards	Date
Jerry Niesksen	Idaho	80	11/9/06
Benton Bangs	Oregon	72	10/20/17
Bud Roffler	USC	46	10/7/50
Bill Berry	at Pacific	69	9/26/53
Dave Kerrone	at San Jose State	75	10/29/60
Mark Williams	Idaho	72	9/21/68
Mark Williams	at Oregon	73	11/9/68
Mark Williams	at San Jose State	81	11/16/68
Rick Reed	San Jose State	81	11/16/1968
Lionel Thomas	Idaho	63	9/19/70
Robin Sinclair	Oregon State	50	10/21/72
Robin Sinclair	Idaho	82	9/29/73
Eric Johnson	Idaho	75	9/29/73
Mike Levenseller	UCLA	32	10/15/77
Kitrick Taylor	Oregon	78	10/29/83
Kitrick Taylor	UCLA	69	10/19/85
Ricky Reynolds	Montana State	35	11/16/85
Jay Dumas	UCLA	72	9/23/95
Shawn Tims	Boise State	73	9/27/97
Michael Bumpus	Oregon	52	10/9/04
Michael Bumpus	at Arizona State	76	11/13/04
Michael Bumpus	at Nevada	87	9/9/05
Kaleb Fossum	Arizona	75	11/12/16

KICKOFF RETURN TOUCHDOWNS

[list includes all players since 1948 plus players prior to 1949 who were included in the list of long kickoff returns.]

Player	Opponent	Yards	Date
William Tonkin	College of Idaho	95	10/27/28
Ted Rowher	at USC	90	11/17/28
Bob Kennedy	Idaho	80	11/8/41
Jerry Williams	at Montana	88	10/9/48
Jerry Williams	at California	87	11/13/48
Bud Roffler	Montana	85	11/17/51
Don Ellingsen	at USC	89	10/26/57
Chuck Morrell	at UCLA	83	11/1/58
Ken Graham	San Jose State	91	10/28/61
Ken Graham	Stanford	92	10/13/62
Bill Gaskins	Idaho	?	11/2/63
Aamon McWashington	Baylor	95	10/1/66
Mark Williams	at UCLA	97	9/28/68
Bernard Jackson	UCLA	100	10/9/71
Bernard Jackson	Oregon State	95	10/9/71
Steve Broussard	at Arizona State	98	10/28/89
Anthony Prior	at Arizona	99	10/27/90
Anthony Prior	USC	100	10/12/91
Deron Pointer	UCLA	98	10/17/92
Kevin Hicks	at Michigan	97	9/4/93
Bryant Thomas	San Jose State	50	9/28/96
Dee Moronkola	at Boise State	88	9/12/98
Dee Moronkola	Oregon	91	10/10/98
Sammy Moore	vs. Oklahoma	89	1/1/03
Sammy Moore	at Colorado	97	9/13/03
Robert Taylor	at Arizona State	100	10/22/16
Travell Harris	Eastern Washington	100	9/15/18
Leyton Smithson	Colorado	98	11/17/23

WSU TEAM SINGLE-GAME RECORDS

POINTS

1.	86	Blair Business College	10/12/1907
2.	84	Idaho	11/15/1975
3.	77	SW Louisiana	11/8/1997
4.	74	Puget Sound	10/20/1909
5.	73	Eastern Washington	10/10/1908
6.	70	Spokane AC	10/26/1907
	70	Portland State	8/31/2024
8.	69	Arizona	11/5/2016
	69	Arizona	11/17/2018
10.	68	Montana	10/10/1942

TOTAL OFFENSE (600+)

1.	812	California	10/4/14
2.	720	UCLA	9/21/19
3.	718	Northern Colorado	9/16/23
4.	706	Portland State	9/13/14
5.	693	Idaho	11/15/75
6.	675	at Utah	9/21/85
7.	663	at Oregon	10/27/84
8.	654	vs. San Diego State (Sea)	9/8/07
	654	California	11/12/16
10.	653	Montana State	10/18/01
11.	651	Oregon	10/1/16
12.	646	at Arizona	10/28/17
13.	641	at Oregon	10/10/15
	641	Oregon State	11/23/19
15.	638	at Oregon State	10/1/05
	638	Portland State	9/20/08
17.	637	Idaho	9/9/06
	637	Portland State	8/31/2024
19.	636	Utah (Copper Bowl)	12/29/92
20.	631	at Arizona	10/24/15
21.	627	San Jose State	9/20/2024
22.	624	Stanford	11/16/19
23.	619	California	10/18/97
24.	618	at Tennessee	10/1/88
	618	New Mexico State	8/31/19
26.	615	at Minnesota	9/10/88
27.	614	Arizona	11/5/16
28.	610	UNLV	9/10/11
29.	605	Arizona	11/17/18
30.	603	Oregon	10/29/77
31.	602	UNLV	9/24/83
32.	601	at Illinois	9/3/88
	601	at California	10/22/05

TOTAL PLAYS

1.	106	Montana	9/5/92
2.	105	at Oregon	10/10/15
3.	101	at Oregon	10/19/13
	101	at Arizona	10/28/17
5.	100	at Arizona State	11/22/14
6.	99	Arizona	10/25/14
7.	98	UCLA	10/27/07
8.	97	at Oregon State	10/1/05
	97	at California	11/11/23
10.	95	California	10/4/14
	95	San Jose State	9/20/2024

FIRST DOWNS

1.	36	Montana	9/5/92
	36	vs. San Diego State (Sea)	9/8/07
	36	Portland State	9/20/08
	36	Oregon	10/1/16
5.	35	at Oregon	10/19/13
	35	Eastern Washington	9/15/18
	35	Oregon State	11/23/19
8.	34	at Illinois	9/3/88
	34	at Arizona	10/24/15
	34	Arizona	11/5/16
	34	California	11/12/16

PASSING TOUCHDOWNS

1.	9	UCLA	9/21/2019
2.	7	UNLV	9/10/2011
	7	Portland State	9/13/2014
	7	Arizona	11/17/2018
5.	6	at Arizona	10/14/2000
	6	vs. Colorado State	12/21/2013
	6	California	10/4/2014
	6	Oregon State	10/24/2015
	6	Arizona	11/5/2016
	6	Oregon State	9/16/2017
	6	New Mexico State	8/31/2019
	6	Oregon State	11/23/2019
	6	Northern Colorado	9/16/2023
	6	Portland State	8/31/2024

PASS ATTEMPTS

1.	89	at Oregon	10/19/13
2.	84	at Arizona	10/28/17
3.	79	Arizona	10/25/14
4.	76	at California	11/16/74
	76	at Washington	11/22/75
	76	at Arizona State	11/22/14
7.	75	at Oregon	10/10/15
8.	71	at Boise State	9/10/16
9.	70	California	10/4/14
	70	Oregon State	11/23/19

PASS COMPLETIONS

1.	58	at Oregon	10/19/13
	58	at Arizona	10/28/17
3.	56	Arizona	10/25/14
4.	55	at Boise State	9/10/16
5.	51	Eastern Washington	9/15/18
6.	50	at Oregon	10/10/15
	50	Oregon State	11/23/19
8.	49	California	10/4/14
	49	Boise State	9/9/17
10.	48	at Washington	11/29/19

PASSING YARDS

1.	734	California	10/4/14
2.	630	Portland State	9/13/14
3.	606	Oregon State	11/23/19
4.	602	at Arizona	10/28/17
5.	601	at Arizona State	11/22/14
6.	570	UCLA	9/21/19
7.	557	at Oregon	10/19/13
8.	532	vs. Rutgers (Sea)	8/28/14
9.	531	at Oregon State	10/1/05
10.	524	Eastern Washington	9/15/18

RUSHING TOUCHDOWNS

1.	10	Idaho	11/15/75
2.	7	Oregon	10/29/77
	7	Montana State	11/16/85
4.	6	Pacific	10/10/64
	6	Oregon	11/7/81
	6	at Oregon	10/27/84
	6	Southwest Louisiana	11/8/97
	6	Oregon	10/1/16
9.	5	San Jose State	9/22/62
	5	at Utah	10/2/71
	5	at Washington	11/24/73
	5	at Arizona	10/18/80
	5	vs. BYU (Holiday Bowl)	12/18/81
	5	Montana State	9/12/81
	5	Idaho	9/11/82
	5	at Stanford	10/20/84
	5	at Oregon State	10/12/85
	5	at Illinois	9/3/88
	5	Oregon State	9/18/93

RUSH ATTEMPTS

1.	76	at California	11/16/74
	76	at Washington	11/22/75
3.	71	Montana State	11/16/85
4.	69	UNLV	9/24/83
5.	68	Pacific (Ore.)	10/4/80
6.	67	Idaho	11/15/75
7.	66	Oregon	11/3/73
	66	at Washington	11/24/73
	66	Oregon	10/29/77
	66	California	11/14/81
	66	Stanford	10/23/82

NET RUSHING YARDS

1.	524	at Oregon	10/27/84
2.	442	at California	11/16/74
3.	439	Idaho	11/15/75
4.	438	Oregon	10/30/71
5.	417	Montana State	11/16/85
6.	392	UNLV	9/24/83
7.	363	Army	9/27/80
8.	352	Pacific (Ore.)	10/10/64
9.	350	at Oregon State	11/3/79
10.	347	California	11/17/73

FUMBLES (Since 1957)

1.	10	UCLA	10/9/71
2.	9	Utah	9/30/72
	9	UCLA	10/20/73
	9	Stanford	10/26/74
5.	8	at Arizona	9/23/72
	8	at Kansas	9/15/73
	8	Oregon State	11/3/84
8.	7	17 Times	
		Last - vs. Hawaii (Sea)	9/12/09

FUMBLES LOST (Since 1957)

1.	6	UCLA	10/9/71
2.	5	Utah State	9/30/61
	5	at Utah	10/15/66
	5	Stanford	10/26/74
5.	4	25 Times	
		Last - UCLA	9/21/19

PUNTS

1.	15	at Stanford	10/18/69
2.	12	Washington	11/23/68
	12	UCLA	10/17/92
4.	11	Idaho	9/21/68
	11	UCLA	10/11/69
	11	Pacific	11/1/69
	11	Idaho	9/19/70
	11	Idaho	9/16/78
	11	at Oregon	11/6/82
	11	UCLA	11/6/1993
	11	at Illinois	9/1/94
	11	at UCLA	9/24/94
	11	Oregon	10/8/94
	11	Arizona	10/15/94

PUNT AVG.

1.	57.3	at Stanford	10/23/10
2.	55.2	at Arizona State	10/12/19
3.	54.5	Oregon	11/14/20
4.	54.0	at Ohio State	9/21/91
5.	53.9	at Colorado	9/13/03
6.	53.4	at Arizona	9/25/04
7.	53.2	at UNLV	9/15/12
8.	53.0	Boise State	9/27/97
	53.0	Oregon State	9/16/17
	53.0	at Washington	11/29/19

WSU TEAM SINGLE-GAME RECORDS

POINTS ALLOWED

1.	70	USC	11/7/70
2.	69	USC	10/18/08
3.	67	UCLA	9/21/19
4.	66	California	9/6/08
	66	at Oregon State	10/11/08
6.	65	at Oklahoma State	9/4/10
7.	63	Stanford	10/17/70
	63	Oregon	9/27/08
9.	62	at Oregon	10/19/13
10.	61	at California	11/4/22
	61	at Iowa	9/27/69

TOTAL OFFENSE ALLOWED - High

1.	745	at USC	10/29/05
2.	719	at Oregon	10/19/13
3.	703	Washington	11/26/22
4.	696	at Iowa	9/27/69
5.	675	Washington	11/25/50
6.	664	Stanford	10/25/80
7.	658	Stanford	10/17/70
8.	657	UCLA	9/21/19
9.	651	at Arizona State	10/28/89
10.	646	Oregon	10/9/04

TOTAL OFFENSE ALLOWED - Low

1.	97	at Idaho	10/11/58
	97	Oregon	10/8/94
3.	108	Oregon State	9/18/93
4.	109	San Jose State	9/8/18
5.	114	Idaho	10/24/59
6.	115	Boise State	9/27/97
7.	120	at Stanford	11/18/61
8.	125	vs. Colorado (Seattle)	9/11/04
9.	129	at Oregon State	10/31/59
10.	131	Oregon State	11/8/58

PASSING YARDS ALLOWED - High

1.	537	at BYU	9/7/89
2.	534	at Arizona State	10/28/89
3.	527	California	10/4/14
4.	521	at California	10/5/13
5.	507	UCLA	9/21/19
6.	504	Stanford	11/16/19
7.	496	Oregon State	10/12/13
	496	Eastern Washington	9/3/16
9.	489	vs. Hawaii (Seattle)	9/12/09
10.	485	Washington	12/26/22

PASSING YARDS ALLOWED - Low

1.	0	Oregon State	11/8/58
	0	California	9/17/66
	0	at Kansas	9/24/77
4.	6	Washington	11/24/56
	6	Idaho	10/2/76
6.	7	at Oregon State	11/8/75
7.	8	Oregon State	11/9/74
	9	at Oregon State	10/22/55
8.	10	Oregon State	10/5/91
9.	11	at USC	11/6/71
	11	UCLA	10/20/73

RUSHING YARDS ALLOWED - High

1.	479	UCLA	10/18/75
2.	467	at Kansas	9/11/76
3.	464	at Iowa	9/27/69
4.	462	USC	10/12/74
5.	446	Oregon	10/27/01
6.	437	at UCLA	10/2/10
7.	432	at USC	10/31/81
8.	429	USC	11/7/70
9.	428	at Nebraska	9/30/95
10.	426	at Baylor	9/12/08

RUSHING YARDS ALLOWED - Low

1.	-35	Montana State	9/11/93
2.	-17	at Arizona	10/26/02
3.	-11	Washington	11/18/72
	-11	at Washington	11/24/73
5.	-10	vs. Baylor (Seattle)	9/16/06
6.	-6	at Pacific	10/2/93
	-6	Montana	9/9/95
8.	1	Montana State	11/16/85
9.	5	at Illinois	9/1/94
	5	at USC	12/6/20

TACKLES-FOR-LOSS

1.	15	at Wyoming	9/23/89
	15	at Pacific	10/2/93
3.	14	Oregon State	9/18/93
	14	Oregon	10/8/94
	14	at California	9/26/98
	14	at USC	11/11/00
	14	USC	10/30/04
	14	Arizona State	10/6/07
	14	Idaho	9/21/13
	14	Wyoming	9/19/15

SACKS (Since 1985)

1.	10	Oregon	10/8/94
	10	at Wyoming	9/23/89
3.	8	Montana State	9/11/93
	8	at Stanford	9/23/06
	8	Arizona State	11/2/02
	8	at Utah	9/25/21
7.	7	at Tennessee	10/1/88
	7	vs. Grambling State (Sea)	9/17/05
	7	Arizona State	10/6/07
	7	vs. Texas	12/30/03
	7	Oregon State	10/25/03
	7	at Notre Dame	9/6/03
	7	at Arizona	10/26/02
	7	at Stanford	10/13/01
	7	at Boise State	9/8/01
	7	Oregon	9/20/14
	7	at Utah	11/11/17
	7	Colorado State	9/17/22

INTERCEPTIONS

1.	7	at Oregon	9/27/03
2.	6	Oregon State	9/16/89
3.	5	at Idaho	10/17/53
	5	Pacific	10/22/60
	5	San Jose State	9/22/62
	5	Washington	11/23/68
	5	Pacific	11/1/69
	5	at Arizona State	9/27/86
	5	Wyoming	9/12/87
	5	at Washington	11/22/97
	5	UCLA	11/3/01

FUMBLES FORCED

1.	10	at Oregon	11/8/52
2.	9	at Illinois	9/28/74
	9	at Arizona State	10/20/79
	9	Montana State	11/16/85
5.	8	Stanford	9/27/52
	8	San Jose State	11/12/55
	8	UCLA	10/11/69
	8	at Michigan State	9/26/70
	8	at Oregon State	11/13/71
	8	at Oregon	10/14/72
	8	Stanford	11/11/72

FUMBLES RECOVERED

1.	7	at Michigan State	9/26/70
2.	6	at USC	10/26/57
	6	at Oregon	10/14/72
	6	Idaho	9/16/78
5.	5	San Jose State	11/12/55
	5	Utah State	9/30/61
	5	at Texas Tech	11/14/64
	5	at Minnesota	9/25/65
	5	Washington	11/18/72
	5	Idaho	10/2/76
	5	at California	10/29/94

TURNOVERS FORCED

1.	9 (4 INT, 5 FUM)	Idaho	11/1/52
	9 (7 INT, 2 FUM)	Oregon	11/9/03
3.	8 (5 INT, 3 FUM)	San Jose State	9/22/62
	8 (1 INT, 7 FUM)	at Michigan State	9/26/70
	8 (3 INT, 5 FUM)	Washington	11/18/72
	8 (2 INT, 6 FUM)	Idaho	9/16/78
7.	7 (5 INT, 2 FUM)	at Idaho	10/17/53
	7 (3 INT, 4 FUM)	Oregon State	10/25/52
	7 (3 INT, 4 FUM)	at California	10/8/55
	7 (1 INT, 6 FUM)	at USC	10/26/57
	7 (2 INT, 5 FUM)	at Minnesota	9/25/65
	7 (5 INT, 2 FUM)	Washington	11/23/68
	7 (5 INT, 2 FUM)	Pacific	11/1/69
	7 (3 INT, 4 FUM)	at Arizona State	10/10/70
	7 (1 INT, 6 FUM)	at Oregon	10/14/72
	7 (5 INT, 2 FUM)	Wyoming	9/12/87
	7 (6 INT, 1 FUM)	Oregon State	9/16/89
	7 (5 INT, 2 FUM)	UCLA	11/3/01
	7 (3 INT, 4 FUM)	UCLA	11/8/03
	7 (4 INT, 3 FUM)	at Utah	11/11/17

WSU KICK RETURNS

1.	11	California	9/6/08
2.	10	at Iowa	9/27/69
	10	at Stanford	11/1/08
4.	9	at Michigan State	11/6/54
	9	USC	11/7/70
	9	USC	10/12/74
	9	at Stanford	10/25/75
	9	at Stanford	9/11/99
	9	at USC	9/22/07
	9	at Oregon State	10/11/08
	9	Arizona	11/8/08
	9	vs. Oregon State	10/22/11
	9	vs. Oregon	9/29/12

WSU KICK RETURN YARDS

1.	298	California	9/6/08
2.	249	Oregon	10/10/98
3.	238	vs. Oregon (Seattle)	9/29/12
4.	228	vs. Oregon State (Sea)	10/22/11
5.	207	at Arizona State	10/28/89
6.	199	at Oregon State	10/19/63
7.	184	Arizona State	11/10/90
8.	181	at Oregon	10/26/19
9.	178	at USC	9/22/07
10.	176	at Oregon	10/29/11

WSU PUNT RETURNS

1.	10	Oregon	10/8/94
2.	9	California	10/16/93
	9	San Jose State	9/28/96
4.	8	Idaho	10/7/72
	8	Oregon State	10/7/95
	8	at Stanford	10/8/03
7.	7	at San Jose State	11/16/68
	7	at Utah	10/2/71
	7	at California	11/10/84
	7	Montana State	9/11/93
	7	Oregon State	9/18/93
	7	UCLA	11/6/93
	7	USC	11/5/94
	7	Oregon	11/9/02
	7	Arizona	10/4/03
	7	at Arizona	9/25/04
	7	at Nevada	9/9/05

WSU PUNT RETURN YARDS

1.	186	SW Louisiana	11/8/97
2.	171	at San Jose State	11/16/68
3.	163	at Nevada	9/9/05
4.	153	Idaho	9/29/73
5.	129	at San Jose State	9/26/59
6.	116	at Stanford	10/18/03
7.	113	Idaho	9/21/68
	113	Oregon	10/29/83
9.	110	Montana State	9/21/02
10.	107	Arizona	11/5/16



JIMMY ROGERS

HEAD COACH / FIRST YEAR

HEAD COACHING RECORD

YEAR	SCHOOL	RECORD	POSTSEASON
2023	South Dakota State	15-0 (8-0 MVFC)	FCS Champions (4-0)
2024	South Dakota State	12-3 (7-1 MVFC)	FCS Semifinals (2-1)
2025	Washington State	5-5 (0-0 Pac-12)	-
3rd Season		32-8	6-1

COACHING CAREER

2025-Present **WASHINGTON STATE**
Head Coach

2013-2024 **SOUTH DAKOTA STATE**
Head Coach (2023-24)
Asst.Head Coach / Defensive Coor. / LB (2022)
Asst.Head Coach / Co-Defensive Coor. / Linebackers (2019-21)
Linebackers 2013-18)

2012 **FLORIDA ATLANTIC**
Offensive Graduate Assistant (Spring 2012)
Defensive Graduate Assistant (Spring 2013)

2010-11 **SOUTH DAKOTA STATE**
Defensive Graduate Assistant

PLAYING CAREER

2006-09 **SOUTH DAKOTA STATE**
Linebacker

EDUCATION

BA, History, **SOUTH DAKOTA STATE, '10**

Jimmy Rogers begins his first season directing Cougar Football after being named head coach Dec. 28, 2024. Rogers becomes the 35th head coach in program history.

Rogers arrives at WSU having spent the last 12 years at South Dakota State University, the past two as head coach. In those two years, he guided SDSU to a 27-3 record, led the Jackrabbits to the 2023 FCS Championship and reached the FCS semifinals this past season.

In 2024, Rogers led the Jackrabbits to a 12-3 overall record, including a semifinal showing in the 2024 FCS Championship. By earning a share of the 2024 Missouri Valley Football Conference title, SDSU secured three-consecutive league titles for the first time since 1961-63. Through the end of the regular season, the Jackrabbit defense led all FCS schools in scoring defense (12.4 ppg), was fourth in total defense (272.9 ypg) and sixth in rushing defense (90.5 ypg). Offensively, SDSU ranked first in sacks allowed (0.5 pg) and tackles for loss allowed (2.58 pg), while being ranked third in running offense (243.2 ypg), seventh in scoring offense (36.6 ppg) and ninth in total offense (441.9 ypg).

During the season, nine players earned a total of 27 All-American honors, led by senior center Gus Miller who earned first-team honors by four different media outlets.

In his first season as a head coach, Rogers led the Jackrabbits to their second consecutive Football Championship Subdivision national title and finished the 2023 campaign with a perfect 15-0 record. SDSU held the top spot in both major FCS polls throughout the 2023 season and carried a 29-game winning streak — the third-longest winning streak in subdivision history — into his second season. He became the second SDSU head coach in as many years to be honored with the Eddie Robinson Award as the top FCS coach, joining his mentor, John Stiegelmeier, in 2022.

SDSU led the FCS ranks 10 different statistical categories on both sides of the ball in 2023, most notably scoring defense (9.3 points per game), total defense (257.2 yards per game), team passing efficiency (174.26) and third-down conversion percentage (.535). The Jackrabbits raised their level of play during their four-game postseason run, outscoring the opposition by a combined 146-15, including posting a pair of shutouts.



Six members of the 2023 team were honored on All-America teams, including Walter Payton Award winner Mark Gronowski at quarterback. In addition, a total of eight players were either drafted or signed free agent NFL contracts.

Rogers also played an integral role in the Jackrabbits winning their first national title in football during the 2022 season by directing a defense that led the Football Championship Subdivision in rushing defense by allowing only 88.1 yards per game on the ground. SDSU tied for the FCS lead with 18 interceptions and also ranked second in total defense (274.1 yards per game), third in scoring defense (15.8 points per game) and fourth in turnovers gained (26).

The Jackrabbits finished the 2022 season on a 14-game winning streak and held the No. 1 ranking in both the Stats Perform media poll and FCS coaches' poll the final two months of the year.

Rogers was honored as the 2022 FCS Coordinator of the Year by FootballScoop.com, and also was selected to participate in the AFCA's 35 Under 35 Coaches Leadership Institute.

A former standout defensive player for South Dakota State, Rogers returned to his alma mater in June 2013 to coach the Jackrabbit linebackers. The 2022 campaign marked his first, and only, season as the team's sole defensive coordinator duties after sharing the role for three seasons. He previously was elevated to assistant head coach after the 2019 campaign.

In his first season, Rogers directed a linebacking corps whose three regular starters — R.C. Kilgore, T.J. Lally and Charles Elmore — combined for 290 tackles. Kilgore led the team with 134 tackles and also led the nation with five fumble recoveries en route to first-team all-Missouri Valley Football Conference recognition.

Rogers again coached a 100-tackle performer

in 2014 as Lally led the squad with 117 tackles en route to earning second-team all-MVFC recognition.

The 2015 Jackrabbit linebacking crew again featured the squad's top two tacklers as Lally turned in the third 100-tackle season of his career with a team-best 102 stops and Jesse Bobbit added 97 tackles. Lally received second-team all-MVFC recognition for the third time, while Bobbit was an honorable mention selection.

Under Rogers' guidance, Christian Rozeboom burst onto the Football Championship landscape in 2016 by being named MVFC Freshman of the Year and finishing second in the balloting for the STATS FCS Jerry Rice Award as the top freshman in the Football Championship Subdivision after tallying a team-best 132 tackles. In addition, fellow linebackers Jesse Bobbit and Dallas Brown capped strong careers in 2016. A second-team all-league selection, Bobbit ranked second on the squad with 110 tackles, while Brown led the team with three interceptions.

Rozeboom anchored the Jackrabbit linebacking corps over the next three seasons as he registered 100-plus tackles each year in becoming the SDSU career tackles leader with 475. He also earned first-team all-MVFC honors four times and was a three-time All-America selection. A multiple-time finalist for the Buck Buchanan Award as the top defensive player in the FCS ranks, Rozeboom would later sign a free agent contract with the Los Angeles Rams.

Besides Rozeboom's team-leading 111 tackles, fellow starting linebackers Seven Wilson (83 tackles) and Logan Backhaus (79 tackles) ranked second and third, respectively, on the team in 2019. Backhaus also shared the team lead with four interceptions and three forced fumbles.

In taking on a new and expanded role in 2019, Rogers helped direct a Jackrabbit defense that ranked in the top three of the MVFC in seven different defensive categories, including a second-place showing in total defense (294.8 yards per game) and third in scoring defense (16.7 points per game).

Rogers' linebacking corps again earned multiple awards en route to the FCS title game during the 2020-21 season that was moved to the spring. The team's starters ranked as the top three tacklers during the 10-game season as Adam Bock (74 tackles), Logan Backhaus (72 tackles) and Preston Tetzlaff (70 tackles) paced the squad. Backhaus was honored on a number of All-America teams, while Bock was a freshman All-America honoree and Tetzlaff was awarded the NCAA Elite 90 Award at the national championship.



Jackrabbit linebackers were again the team's top two tacklers during the 2021 season as football returned to the fall. Sophomore Adam Bock registered a team-high 125 tackles and Isaiah Stalbird was second on the squad with 73 total stops. Bock was a late addition to the list of finalists for the Buck Buchanan Award and received All-America honors from several organizations after earning first-team all-MVFC recognition.

Rogers coached a 100-tackle linebacker in eight of his 10 seasons leading the position group.

Depth within the linebacking corps was key to the Jackrabbits' success as the defense overcame injuries to several players at various points of the 2022 season. Eight different players drew starting assignments at linebacker, with transfer Jason Freeman leading the team with 84 tackles. Bock, who repeated as a first-team all-MVFC selection despite missing the second half of the conference season due to injury, ranked second on the squad with 76 tackles, with Stalbird ranking third with 55 stops. Tucker Large, who split time between linebacker and safety, joined Freeman on the MVFC All-Newcomer Team.

Earlier during his tenure with the Jackrabbits, Rogers helped mentor special teams units that consistently ranked among the best in the FCS ranks. SDSU ranked in the top five nationally among FCS programs for blocked kicks two seasons in a row (2017, 2018) and also ranked seventh in kickoff returns during the 2017 season with an average of 25.13 yards per return as Cade Johnson set a single-season SDSU record with 839 kickoff return yards and returned a pair of kicks for touchdowns en route to being named to a pair of freshman All-America squads.

A native of Hamilton, Arizona, Rogers previously served as a graduate assistant at Florida Atlantic University in Boca Raton, Florida. He spent the fall of 2012 as an offensive graduate assistant, working with the offensive line. In the spring of 2013, he transitioned back to the defensive side of the ball as he worked with the team's linebackers.

Immediately after his collegiate playing career ended, Rogers spent two seasons as a graduate assistant at South Dakota State, working with the team's defensive backs in 2010 and linebackers in 2011. He also assisted with the special teams units both seasons.

As a player, Rogers lettered for the Jackrabbits from 2006-09 and was a two-time all-conference selection. He led both the team and the Great West Football Conference with 110 tackles in 2007 as South Dakota State claimed the league title and Rogers was a first-team all-GWFC selection. He again led the squad in tackles in 2008 with 93 en route to earning second-team all-Missouri Valley Football Conference honors.

He was a captain on the Jackrabbits' first FCS playoff team in 2009, recording 66 tackles his senior season to finish his four-year career with 312 stops in 46 games. He also intercepted three passes and forced three fumbles in an SDSU uniform. Bottom of Form

Rogers and his wife, Haley, have two children, a daughter, Reese, and son, Trace.

TV ROSTER - COUGAR COACHING STAFF


Jimmy Rogers
Head Coach
(Field)


Nick Alaimalo
Assistant
Wide Receivers Coach
(Press Box)


Owen Baebler
Offensive
Graduate Assistant
(Press Box)


Mike Banks
Cornerbacks Coach
(Press Box)


Marcus Banks
Assistant
Strength & Conditioning
(Field)


Jalon Bibbs
Defensive Line Coach
(Field)


Jesse Bobbit
Defensive Coordinator
Linebackers Coach
(Press Box)


Brian Boyne
Assistant
Strength & Conditioning
(Field)


Pat Cashmore
Special Teams Coordinator
(Press Box)


Ricky Ciccone
General Manger
(Field)


Kingston Fernandez
Assistant Director of
Football Operations
(Field)


Danny Freund
Offensive Coordinator
Quarterbacks Coach
(Press Box)


Mike Iupati
Assistant
Offensive Line Coach
(Field)


Matt Jacobs
Head
Strength & Conditioning
(Field)


Sam King
Assistant
Quarterbacks Coach
(Field)


Donnell Kirkwood Jr.
Running Backs Coach
(Field)


Kris Kracht
Director of Football
Mental Performance
(Field)


Matt Lenti
Defensive
Graduate Assistant
(Press Box)


Taylor Lucas
Offensive Line Coach
(Field)


Jake Menage
Wide Receivers Coach
(Field)


Pete Menage
Safeties Coach
(Field)


Chris Meyers
Tight Ends Coach
Recruiting Coordinator
(Field)


Ron Pavlik
Assistant Special Teams
Coach
(Field)


Byron Robinson
Assistant Defensive Backs
Assistant Special Teams
(Field)


Kyle Saddler
Offensive
Graduate Assistant
(Press Box)


Jon Shaeffer
Chief of Staff
(Field)


Payton Shafer
Defensive
Graduate Assistant
Linebackers
(Field)


Everrette Thompson
Assistant
Defensive Line Coach
(Press Box)

NUMERICAL

NO	NAME	POS
0	FREEMAN, Tony	WR
0	PALANO, Anthony	LB
1	JOHNSON, Angel	RB
1	LARGE, Tucker	S
2	DUGGER, Julian	QB
2	HUMPHREY, Colby	CB
3	SANDJO, Mike	DT
3	WOODS, Maxwell	RB
4	ECKHAUS, Zevi	QB
4	RAPOLLA, Kai	CB
5	COLSON, Jamorri	DB
5	POTTER, Jaxon	QB
6	GOODMAN, Duhron	S
8	GANASHAMOORTHY, Branden	WR
8	WORTHY III, Kenny	CB
9	FRANCL, Caleb	LB
9	VORHEES, Kirby	RB
10	PELETI, Buddha	DE
10	SMITHSON, Leyton	WR
12	NEAL JR., Leon	WR
12	REYNOLDS, Carsten	LB
13	DAVIS, AJ	CB
13	SHEPPARD, Ajani	QB
15	GIBBS, Ishmael	CB
15	NOGA, Jeremiah	WR
16	ANDERSON, Dalton	QB
16	HUNG, Isaiah	LB
17	ESHELMAN, Owen	QB
17	SMITH, Jamarey	CB
18	KUKU, David	CB
18	MEREDITH, Joshua	WR
19	PATU, Kayo	S
19	TIRYAKIOGLU, Jake	QB
20	PULALASI, Leo	RB
21	BROWN, Keith	LB
21	PABST, Carter	WR
22	SORRELL, Trillion	CB
23	DURRANCE, Matthew	S
23	LECKNER, Trey	TE
24	SCHLIMGEN, Sullivan	LB
24	WATSON III, Carl	RB
25	PANKEY, Travon	RB
25	REEDER, Cale	S
26	COTTON III, Tyrone	CB
27	CEDARLAND, Hudson	TE
28	PETERSON, Kyle	S
29	PETZ, Troy	P
30	PAINE, Dylan	RB
31	RIDLEY, Trey	S
32	RUSSELL, Damarius	S
33	JONES, Gage	LB
33	WEIR, Cameron	WR
34	DRUMMOND, Tristan	WR
34	MILLER, Brody	S
35	WRIGHT, Erimus	LB
36	CLARK, Jovan	LB
37	McNEAL, Gaylon	S
38	STEVENS, Jack	K
40	BARTHIEL, Gavin	LB
40	BRUNNER, Colson	LS
41	BURES, Sean	LS
42	ELLISON, Jack	LB
44	McKENNA, Parker	LB
45	STEVENSON, Raam	DE
46	PEOPLES, Colton	LS
47	WEBB, Luke	DE

ALPHABETICAL

NO	NAME	POS	HT	WT	YR	EXP	MAJOR	HOMETOWN (PREVIOUS SCHOOL)
88	ALLEYNE, Mackenzie	WR	6-1	185	RS-Fr.	SQ	Apparel, Merch., Design, Text.	Chicago, Ill. (Tustin HS (Calif.))
16	ANDERSON, Dalton	QB	6-2	205	Fr.	HS	Sport Management	Seattle, Wash. (Roosevelt HS)
86	BAKER, Beau	TE	6-6	255	RS-Fr.	TR	Advertising	Springfield, Ky. (South Dakota State)
77	BAKKEN, Nick	OL	6-5	302	RS-Fr.	TR	Business*	Whitefish Bay, Wisc. (South Dakota State)
97	BALOUN, Max	DT	6-6	285	RS-Sr.	TR	Strategic Communications	Redfield, S.D. (South Dakota State)
40	BARTHIEL, Gavin	LB	6-0	230	RS-Sr.	TR	Social Sciences	Lakeland, Fla. (Utah State)
51	BEATTY, Ben	DE	6-2	253	RS-Fr.	SQ	Business	Park City, Utah (Park City HS)
52	BEATTY, Kaden	DT	6-2	285	R-So.	TR	Sport Management	Virginia Beach, Va. (Kent State)
79	BERTRAND, Turner	OL	6-7	305	Fr.	HS	Undeclared	Kearney, Neb. (Kearney HS)
55	BINDEL, Trevor	OL	6-5	300	Fr.	HS	Construction Managerment	Liberty, Mo. (Liberty HS)
21	BROWN, Keith	LB	6-1	240	RS-Sr.	1V	Social Sciences/Post Bacc.	Lebanon, Ore. (Louisville)
40	BRUNNER, Colson	LS	6-1	232	RS-Sr.	SQ	Curriculum and Instruction	Cashmere, Wash. (Oregon)
41	BURES, Sean	LS	6-0	213	RS-So.	SQ	Kinesiology	Olympia, Wash. (North Thurston HS)
64	CALDWELL, Jaylin	OL	6-6	325	RS-Jr.	TR	Social Sciences	Chicago, Ill. (Grand Valley State)
76	CAMPBELL, Grayson	OL	6-5	272	Fr.	HS	History Teaching	Lynnwood, Wash. (Meadowdale HS)
27	CEDARLAND, Hudson	TE	6-3	240	RS-Jr.	1V	Master's Business Admin.	Port Orchard, Wash. (Gig Harbor HS)
36	CLARK, Jovan	LB	5-11	195	Fr.	HS	Sport Management	Chicago, Ill. (Morgan Park HS)
5	COLSON, Jamorri	DB	6-0	180	RS-Sr.	2V	Humanities	Ocilla, Ga. (Iowa Western CC)
82	CORNWELL, Jesiah	TE	6-4	245	RS-So.	TR	Human Development	Penrose, Colo. (Mt. San Antonio College)
26	COTTON III, Tyrone	CB	6-1	170	Fr.	HS	Construction Management	Chicago, Ill. (Glenbrook South HS)
78	CUNNINGHAM, Jorden	OL	6-5	285	Fr.	HS	Management	Phoenix, Ariz. (Brophy Prep)
92	DALTON, Darrion	DT	6-3	280	RS-Sr.	TR	General Studies/Post Bacc.	Apple Valley, Minn. (San Diego State)
13	DAVIS, AJ	CB	5-10	195	RS-Jr.	TR	Sport Management	Dallas, Texas (SMU)
65	DIEU, Brock	OL	6-3	303	RS-Sr.	3V	Mechanical Engineering	Queen Creek, Ariz. (Casteel HS)
34	DRUMMOND, Tristan	WR	6-2	164	Fr.	HS	Criminal Justice/Criminology	Anchorage, Alaska (Bellevue Christian HS (Wash.))
2	DUGGER, Julian	QB	6-3	208	RS-Fr.	TR	Communication	Pittsburgh, Pa. (Pittsburgh)
75	DUNHAM, Noah	OL	6-5	296	RS-So.	SQ	Criminal Justice/Criminology	Yuba City, Calif. (Yuba City HS)
23	DURRANCE, Matthew	S	6-2	215	RS-Sr.	TR	Social Sciences	Lutz,, Fla. (South Dakota State)
4	ECKHAUS, Zevi	QB	6-0	210	Gr.	1V	Social Sciences/Post Bacc.	Los Angeles, Calif. (Bryant)
42	ELLISON, Jack	LB	6-2	225	RS-Fr.	SQ	Sport Management	Tumwater, Wash. (Black Hills HS)
17	ESHELMAN, Owen	QB	6-3	194	Fr.	HS	Mechanical Engineering	Norman, Okla. (Norman North HS)
50	FALEALO, Sone	OL	6-6	310	RS-Fr.	TR	Criminal Justice/Criminology	Anchorage, Ak (Idaho)
83	FALEYE, Ademola	TE	6-7	250	RS-Sr.	TR	Social Sciences	Brockton, Mass. (Michigan State)
53	FINAU, Soni	DT	6-2	340	Sr.	TR	Family & Consumer Sciences	Elk Grove, Calif. (Cal Poly)
89	FITZMAURICE, Donovan	DT	6-3	283	Fr.	HS	Kinesiology	St. Louis, Mo. (Marquette HS)
9	FRANCL, Caleb	LB	6-1	195	RS-Sr.	TR	Business	Grand Island, Neb. (South Dakota State)
0	FREEMAN, Tony	WR	5-8	175	Jr.	1V	Social Sciences	Richmond, Calif. (College of San Mateo)
56	FUGATE, Gavin	LB	6-3	228	RS-So.	SQ	Sport Management	Chehalis, Wash. (W F West HS)
8	GANASHAMOORTHY, Branden	WR	6-3	203	RS-So.	1V	Psychology	Monroe, Wash. (Eastside Catholic HS)
15	GIBBS, Ishmael	CB	5-11	165	Fr.	HS	Undeclared	Los Angeles, Calif. (Chaminade HS)
6	GOODMAN, Duhron	S	6-0	185	Jr.	TR	Social Sciences	Pacoima, Calif. (College of the Canyons)
85	HARKEN, Kaden	WR	6-3	185	Jr.	TR	Marketing	Spokane, Wash. (Dordt Univ.)
98	HARRIS, Ryan	K/P	6-0	205	RS-So.	SQ	Social Sciences	Vancouver, B.C. (San Diego Mesa College)
61	HILBORN, Christian	OL	6-5	315	RS-Sr.	3V	Humanities	Salt Lake City, Utah (Highland HS)
70	HILDEBRAND, Dylan	OL	6-4	285	Fr.	HS	Kinesiology	Verona, Wisc. (Verona HS)
90	HUGHES, Michael	DE	6-4	235	RS-So.	SQ	Social Sciences	Santa Ana, Calif. (Santa Ana HS)
2	HUMPHREY, Colby	CB	5-11	185	RS-Sr.	TR	Social Sciences	Birmingham, Ala. (South Dakota State)
16	HUNG, Isaiah	LB	6-2	220	Fr.	HS	Kinesiology	Liberty, Mo. (Liberty HS)
93	JANIKOWSKI, Jack	DE	6-2	249	RS-So.	1V	Entrepreneurship	Fallbrook, Calif. (Cathedral Catholic HS)
1	JOHNSON, Angel	RB	5-9	195	RS-Sr.	TR	Social Sciences	Viborg, S.D. (South Dakota State)
33	JONES, Gage	LB	6-1	215	RS-Fr.	SQ	Entrepreneurship	Eagle, Idaho (Eagle HS)
18	KUKU, David	CB	5-11	165	Fr.	HS	Criminal Justice/Criminology	Kennewick, Wash. (Kamiakin HS)
99	LAMB, Bryson	DT	6-2	305	RS-Jr.	1V	Kinesiology	Bellingham, Wash. (Squalicum HS)
87	LANDAU, Cash	TE	6-4	238	Fr.	HS	Business	Portland, Ore. (Franklin HS)
1	LARGE, Tucker	S	5-11	188	RS-Sr.	TR	Social Sciences	Sioux Falls, S.D. (South Dakota State)
23	LECKNER, Trey	TE	6-3	238	RS-So.	1V	Entrepreneurship	Snohomish, Wash. (Glacier Peak HS)
56	LECUONA, Fernando	DE	6-2	250	RS-Fr.	TR	Kinesiology	Omaha, Neb. (South Dakota State)
89	LEIGHTON, Luke	TE	6-5	230	RS-So.	SQ	Accounting	Eugene, Ore. (Sheldon HS)
67	LESTER, Jonny	OL	6-5	306	RS-Jr.	1V	Biology	Spokane, Wash. (Northwest Christian HS)
68	LINO, Chris	OL	6-8	304	RS-Fr.	SQ	Finance	Seattle, Wash. (Seattle Prep)
97	LOUNSBURY, Adlai	P	6-4	183	Fr.	HS	Civil Engineering	Van Meter, Iowa (Van Meter HS)
69	MARTIN, Kyle	OL	6-3	297	RS-So.	SQ	Criminal Justice/Criminology	Sumner, Wash. (Sumner HS)
44	McKENNA, Parker	LB	6-0	225	RS-Sr.	1V	Social Sciences/Post Bacc.	Beaverton, Ore. (Portland State)
37	McNEAL, Gaylon	S	5-11	191	Fr.	HS	Undeclared	Fort Worth, Texas (North Crowley HS)
18	MEREDITH, Joshua	WR	6-0	193	RS-Sr.	3V	Criminal Justice/Criminology	San Diego, Calif. (Mater Dei HS)
34	MILLER, Brody	S	6-1	178	Fr.	HS	Business	Shakopee, Minn. (Shakopee HS)
94	MILLER, Titus	DT	6-1	274	RS-Fr.	SQ	Business	Mission Viejo, Calif. (Mission Viejo HS)
63	MORRISSETTE, Barry	OL	6-6	240	Fr.	HS	Accounting	Bellevue, Wash. (Sammamish HS)

ALPHABETICAL

NO	NAME	POS	HT	WT	YR	EXP	MAJOR	HOMETOWN (PREVIOUS SCHOOL)
12	NEAL JR., Leon	WR	5-10	188	RS-Sr.	2V	Master's Business Admin.	Seattle, Wash. (Garfield HS)
15	NOGA, Jeremiah	WR	6-2	190	RS-Sr.	TR	Undeclared	Grants Pass, Ore. (Oregon State)
73	OLERICH, AJ	OL	6-5	260	Fr.	HS	Engineering	Asotin, Wash. (Asotin HS)
21	PABST, Carter	WR	6-1	194	Fr.	HS	Sport Management	Wichita, Kan. (Eisenhower HS)
30	PAINE, Dylan	RB	5-9	202	RS-Sr.	2V	Marketing/Post Bacc.	Tumwater, Wash. (Tumwater HS)
0	PALANO, Anthony	LB	6-1	224	RS-Fr.	TR	Business	Arlington Heights, Ill. (South Dakota State)
25	PANKEY, Travon	RB	6-0	203	Fr.	HS	Economics	Kansas City, Mo. (Oak Park HS)
19	PATU, Kayo	S	5-11	175	RS-Fr.	SQ	Marketing	Sacramento, Calif. (Roosevelt HS (Wash.))
10	PELETI, Buddha	DE	6-2	250	Sr.	TR	Social Sciences	Adelanto, Calif. (New Mexico State)
46	PEOPLES, Colton	LS	6-4	223	Sr.	TR	Social Sciences	Alexandria, Ky. (Tennessee-Martin)
28	PETERSON, Kyle	S	6-0	192	Fr.	HS	Kinesiology	Pearland, Texas (Shadow Creek HS)
29	PETZ, Troy	P	6-1	193	RS-So.	TR	Business	Lynden, Wash. (Washington)
5	POTTER, Jaxon	QB	6-5	205	RS-So.	RS	Finance	Huntington Beach, Calif. (Santa Margarita HS)
96	PROCTER, Jack	DE	6-2	242	RS-Jr.	SQ	Psychology	Point Roberts, Wash. (Vancouver College Prep)
20	PULALASI, Leo	RB	6-1	212	RS-So.	1V	Journalism/Media Production	Tacoma, Wash. (Lakes HS)
4	RAPOLLA, Kai	CB	6-0	187	RS-Jr.	TR	Social Sciences	Winchester, Calif. (Cal Poly)
81	READ, Peyton	TE	6-6	222	Fr.	HS	Business	Portland, Ore. (Westview HS)
25	REEDER, Cale	S	6-0	195	RS-Sr.	TR	Master's Business Admin.	Yorkville, Ill. (South Dakota State)
12	REYNOLDS, Carsten	LB	6-3	215	RS-Fr.	TR	Elementary Education	Sedro-Woolley, Wash. (South Dakota State)
31	RIDLEY, Trey	S	6-1	200	RS-Fr.	TR	Business	Overland Park, Kan. (South Dakota State)
32	RUSSELL, Damarius	S	5-11	183	Fr.	HS	Finance	Waseca, Minn. (Waseca HS)
3	SANDJO, Mike	DT	6-2	290	RS-Sr.	TR	General Studies/Post Bacc.	Fort Worth, Texas (SMU)
24	SCHLIMGEN, Sullivan	LB	6-1	220	Fr.	HS	Economics	Sioux Falls, S.D. (O'Gorman HS)
13	SHEPPARD, Ajani	QB	6-2	230	RS-So.	TR	Strategic Communication	Bronx, N.Y. (Rutgers)
17	SMITH, Jamarey	CB	6-1	185	Fr.	HS	Marketing	Santa Clarita, Calif. (Oaks Christian HS)
10	SMITHSON, Leyton	WR	6-1	182	Sr.	3V	Fine Arts	Bellingham, Wash. (Squalicum HS)
22	SORRELL, Trillion	CB	6-1	170	Fr.	HS	Undeclared	Minneapolis, Minn. (Edina HS)
38	STEVENS, Jack	K	6-0	170	RS-Fr.	TR	Social Sciences	North Augusta, S.C. (South Dakota State)
45	STEVENSON, Raam	DE	6-4	255	RS-Sr.	3V	Digital Tech. & Culture	Arlington, Texas (Mansfield Timberview HS)
95	SULLIVAN, Connor	DT	6-4	270	Fr.	HS	Psychology	Glenview, Ill. (Loyola Academy)
98	TA'ASE, Malaki	DE	6-2	265	So.	TR	Communication	Mesa, Ariz. (New Mexico State)
88	TERRELL, Isaac	DE	6-2	247	Jr.	2V	Marketing	Lehi, Utah (Lehi HS)
54	THORPE, Xavier	OL	6-5	300	RS-Fr.	SQ	Criminal Justice/Criminology	Livermore, Calif. (Livermore HS)
19	TIRYAKIOGLU, Jake	QB	6-1	208	RS-Fr.	SQ	Finance	Seattle, Wash. (Eastside Catholic HS)
71	TRIPP, Ashton	OL	6-7	303	RS-So.	1V	Construction Management	Kennewick, Wash. (Kennewick HS)
58	TUCKER, Malijah	DT	5-11	280	Fr.	HS	Kinesiology	Tumwater, Wash. (Tumwater HS0
66	VAIPULU, AJ	OL	6-2	302	Sr.	TR	Social Sciences	Riverside, Calif. (New Mexico State)
9	VORHEES, Kirby	RB	5-11	208	RS-So.	TR	Social Sciences	Tampa, Fla. (South Dakota State)
24	WATSON III, Carl	RB	5-11	200	Fr.	HS	Undeclared	Monroe, Wash. (Monroe HS)
47	WEBB, Luke	DE	6-2	238	Fr.	HS	Criminal Justice/Criminology	Huntington Beach, Calif. (Camas HS (Wash.))
57	WEDEL, Josh	DE	6-5	255	Fr.	HS	Kinesiology	Chaska, Minn. (Chaska HS)
33	WEIR, Cameron	WR	5-11	153	Fr.	HS	Cybersecurity	Fort Lauderdale, Fla. (Skyline HS (Wash.))
80	WESTBROOK, Noah	WR	6-1	200	FR	HS	Undeclared	Corona, Calif. (Centennial HS)
72	WILLIAMS, Arion	OL	6-2	265	Fr.	HS	Kinesiology	San Bernardino, Calif. (Orange Lutheran HS)
3	WOODS, Maxwell	RB	5-10	192	RS-Fr.	TR	Kinesiology	Carver, Minn. (South Dakota State)
8	WORTHY III, Kenny	CB	6-0	177	RS-Fr.	SQ	Huanities	Buckeye, Ariz. (Centennial HS)
84	WRICE, Malachi	DE	6-4	243	RS-Fr.	SQ	Undeclared	McAlester, Okla. (McAlester HS)
35	WRIGHT, Erimus	LB	6-0	205	Fr.	HS	Sport Management	Chicago, Ill. (Hillcrest HS)
84	WRIGHT, Landon	WR	5-11	173	RS-Fr.	SQ	Apparel, Merch., Design, Text.	Fresno, Calif. (Clovis West HS)

NUMERICAL

NO	NAME	POS
50	FALEALO, Sone	OL
51	BEATTY, Ben	DE
52	BEATTY, Kaden	DT
53	FINAU, Soni	DT
54	THORPE, Xavier	OL
55	BINDEL, Trevor	OL
56	FUGATE, Gavin	LB
56	LECUONA, Fernando	DE
57	WEDEL, Josh	DE
58	TUCKER, Malijah	DT
61	HILBORN, Christian	OL
63	MORRISSETTE, Barry	OL
64	CALDWELL, Jaylin	OL
65	DIEU, Brock	OL
66	VAIPULU, AJ	OL
67	LESTER, Jonny	OL
68	LINO, Chris	OL
69	MARTIN, Kyle	OL
70	HILDEBRAND, Dylan	OL
71	TRIPP, Ashton	OL
72	WILLIAMS, Arion	OL
73	OLERICH, AJ	OL
75	DUNHAM, Noah	OL
76	CAMPBELL, Grayson	OL
77	BAKKEN, Nick	OL
78	CUNNINGHAM, Jorden	OL
79	BERTRAND, Turner	OL
80	WESTBROOK, Noah	WR
81	READ, Peyton	TE
82	CORNWELL, Jesiah	TE
83	FALEYE, Ademola	TE
84	WRICE, Malachi	DE
84	WRIGHT, Landon	WR
85	HARKEN, Kaden	WR
86	BAKER, Beau	TE
87	LANDAU, Cash	TE
88	ALLEYNE, Mackenzie	WR
88	TERRELL, Isaac	DE
89	FITZMAURICE, Donovan	DT
89	LEIGHTON, Luke	TE
90	HUGHES, Michael	DE
92	DALTON, Darrion	DT
93	JANIKOWSKI, Jack	DE
94	MILLER, Titus	DT
95	SULLIVAN, Connor	DT
96	PROCTER, Jack	DE
97	BALOUN, Max	DT
97	LOUNSBURY, Adlai	P
98	HARRIS, Ryan	K/P
98	TA'ASE, Malaki	DE
99	LAMB, Bryson	DT

PRONUNCIATIONS

#0	Anthony PALANO	PAH-lah-no
#2	Julian DUGGAR	DOUG-err
#3	Mike SANDJO	SAN-jo
#4	ZEVI ECKHAUS	ZEV-ee / EK-house
#4	KAI RAPOLLA	KYE / RAH-poh-LAH
#9	Caleb FRANCL	FRAN-sil
#10	Budda PELETI	PUH-letty
#13	AJANI Sheppard	AH-jah-nee
#15	Jeremiah NOGA	NO-gah
#18	David KUKU	koo-koo
#19	KAYO PATU	Kay-YO / PAWT-too
#19	Jake TIRYAKIOGLU	Teer (sounds like ear)-uh-key-o-loo
#20	LEO PULALASI	LAY-oh / POO-lah-lawsee
#22	TRILLION SORRELL	TRILL-yon / SOR-rell
#23	Matthew DURRANCE	DERR-rantz
#24	Sullivan SCHLIMGEN	SHLIM-gen
#25	TRAVON PANKEY	TRAY-vonn / PAIN-kee
#35	ERIMUS Wright	AIR-rah-miss
#40	Gavin BARTHIEL	BAR-theel
#45	RAAM Stevenson	RAY-am
#50	SONE FALEALO	SO-nay / FOW-lee-ow-loh
#51	Ben BEATTY	BAY-tee
#52	Kaden BEATTY	BEE-tee
#53	SONI FINAU	SO-nee / FEE-now
#54	XAVIER Thorpe	say the "X"
#56	Gavin FUGATE	FEW-gate
#56	Fernando LECUONA	LECK-qwa-no
#65	Brock DIEU	Dew
#66	AJ VAIPULU	VY-poo-loo
#68	Chris LINO	LEE-no
#73	AJ OLERICH	OL-rich
#80	Branden GANASHAMOORTHY	GANA-sha-MOR-thee
#81	Cash LANDAU	LAN-down
#83	ADEMOLA FALEYE	Ah-dem-ola / FAH-lay
#88	Isaac TERRELL	Tarrull
#93	Jack JANIKOWSKI	Jan-ah-cow-ski
#98	MALAKI TA'ASE	MAH-lah-kee / TAH-ah-say

HOMETOWN	
Lutz, Florida	LOOTZ

DEPTH CHART

COUGAR OFFENSE

WR	15	Jeremiah NOGA	6-2	190	RS-Sr.
	21	Carter PABST	6-1	194	Fr.
or	88	Mackenzie ALLEYNE	6-1	185	RS-Fr.
WR	18	Joshua MEREDITH	6-0	193	RS-Sr.
	0	Tony FREEMAN	5-8	175	Jr.
or	12	Leon NEAL JR.	5-10	188	RS-Sr.
LT	71	Ashton TRIPP	6-7	303	RS-So.
	68	Chris LINO	6-8	304	RS-Fr.
LG	67	Jonny LESTER	6-5	306	RS-Jr.
	50	Sone FALEALO	6-6	310	RS-Fr.
C	65	Brock DIEU	6-3	303	RS-Sr.
	69	Kyle MARTIN	6-3	297	RS-So.
RG	66	AJ VAIPULU	6-2	302	Sr.
	75	Noah DUNHAM	6-5	296	RS-So.
RT	61	Christian HILBORN	6-5	315	RS-Sr.
	54	Xavier THORPE	6-5	300	RS-Fr.
TE	23	Trey LECKNER	6-3	238	RS-So.
or	83	Ademola FALEYE	6-7	250	RS-Sr.
or	27	Hudson CEDARLAND	6-3	240	RS-Jr.
WR	10	Leyton SMITHSON	6-1	182	Sr.
	84	Landon WRIGHT	5-11	173	RS-Fr.
QB	4	Zevi ECKHAUS	6-0	210	Sr.
	5	Jaxon POTTER	6-5	205	RS-So.
or	2	Julian DUGGER	6-3	208	RS-Fr.
or	13	Ajani SHEPPARD	6-2	230	RS-So.
RB	1	Angel JOHNSON	59	195	RS-Sr.
or	9	Kirby VORHEES	5-11	208	RS-So.
or	3	Maxwell WOODS	5-10	192	RS-Fr.
or	20	Leo PULALASI	6-1	212	RS-So.

COUGAR DEFENSE

DE	45	Raam STEVENSON	6-4	255	RS-Sr.
	98	Malaki Ta'ASE	6-2	265	So.
DT	3	Mike SANDJO	6-2	290	RS-Sr.
	92	Darrion DALTON	6-3	280	RS-Sr.
	89	Donovan FITZMAURICE	6-3	283	Fr.
DT	99	Bryson LAMB	6-2	305	RS-Jr.
	53	Soni FINAU	6-2	340	Sr.
DE	10	Buddha PELETI	6-2	250	Sr.
or	88	Isaac TERRELL	6-2	247	Jr.
MIKE	24	Sullivan SCHLIMGEN	6-1	220	Fr.
or	0	Anthony PALANO	6-1	224	RS-Fr.
WIL	44	Parker McKENNA	6-0	225	RS-Sr.
	40	Gavin BARTHIEL	6-0	230	RS-Sr.
SAM	9	Caleb FRANCL	6-1	195	RS-Sr.
	33	Gage JONES	6-1	215	RS-Fr.
CB	2	Colby HUMPHREY	5-11	185	RS-Sr.
	8	Kenny WORTHY III	6-0	177	RS-Fr.
or	13	AJ Davis	5-10	195	RS-Jr.
S	1	Tucker LARGE	5-11	188	RS-Sr.
	32	Damarius RUSSELL	5-11	183	Fr.
S	25	Cale REEDER	6-0	195	RS-Sr.
or	23	Matthew DURRANCE	6-2	215	RS-Sr.
	28	Kyle PETERSON	6-0	192	Fr.
CB	5	Jamorri COLSON	6-0	180	RS-Sr.
	4	Kai RAPOLLA	6-0	187	RS-Jr.
or	22	Trillion SORRELL	6-1	170	Fr.

COUGAR SPECIALISTS

KO	98	Ryan HARRIS	6-0	205	RS-So.
o	38	Jack STEVENS	6-0	170	RS-Fr.
or	97	Adlai LOUNSBURY	6-4	183	Fr.
FG	38	Jack STEVENS	6-0	170	RS-Fr.
or	97	Adlai LOUNSBURY	6-4	183	Fr.
H	98	Ryan HARRIS	6-0	205	RS-So.
P	98	Ryan HARRIS	6-0	205	RS-So.
	97	Adlai LOUNSBURY	6-4	183	Fr.
or	29	Troy PETZ	6-1	193	RS-So.
LS	46	Colton PEOPLES	6-4	223	Sr.
	40	Colson BRUNNER	6-1	232	RS-Sr.
or	41	Sean BURES	6-0	213	RS-So.
PR	0	Tony FREEMAN	5-8	162	Jr.
	1	Tucker LARGE	5-11	188	RS-Sr.
or	18	Josh MEREDITH	6-0	193	RS-Sr.
KR	10	Leyton SMITHSON	6-1	182	Sr.
	1	Angel JOHNSON	59	195	RS-Sr.

Team Results

	Date	Opponent		Score	Overall	Conf	Time	Attend
	08/30/2025	Idaho	W	13-10	1-0	0-0	3:27	28243
	09/06/2025	San Diego St.	W	36-13	2-0	0-0	3:37	24331
	09/13/2025	at North Texas	L	10-59	2-1	0-0	3:09	26837
	09/20/2025	Washington	L	24-59	2-2	0-0	3:11	32952
	09/27/2025	at Colorado St.	W	20-3	3-2	0-0	3:19	32087
	10/11/2025	at Ole Miss	L	21-24	3-3	0-0	3:16	66392
	10/18/2025	at Virginia	L	20-22	3-4	0-0	3:08	56048
	10/25/2025	Toledo	W	28-7	4-4	0-0	3:19	27646
	11/01/2025	at Oregon St.	L	7-10	4-5	0-0	3:30	32905
	11/15/2025	Louisiana Tech	W	28-3	5-5	0-0	3:05	21186

Team Statistics

	WSU	OPP
Scoring	**207**	**210**
Points per game	20.7	21.0
Points Off Turnovers	17	58
First Downs	**183**	**172**
Rushing	68	84
Passing	95	76
Penalty	20	12
Rushing Yardage	**1095**	**1352**
Yards gained rushing	1318	1599
Yards lost rushing	223	247
Rushing attempts	328	342
Average per rush	3.3	4.0
Average per game	109.5	135.2
TDs Rushing	11	13
Passing Yardage	**1996**	**1689**
Comp-Att-Int	198-303-11	173-266-2
Average per pass	6.6	6.3
Average per catch	10.1	9.8
Average per game	199.6	168.9
TDs Passing	14	12
Total offense	**3091**	**3041**
Total plays	631	608
Average per play	4.9	5.0
Average per game	309.1	304.1
Kick returns: #-Yards	**9-152**	**12-198**
Punt returns: #-Yards	**17-217**	**10-38**
Int returns: #-Yards	**2-10**	**11-239**
Kick return average	**16.9**	**16.5**
Punt return average	**12.8**	**3.8**
Int return average	**5.0**	**21.7**
Fumbles-Lost	**13-4**	**10-4**
Penalties-Yards	**66-535**	**60-574**
Average per game	53.5	57.4
Punts-Yards	**47-1888**	**46-2066**
Average per punt	40.2	44.9
Net punt average	37.9	39.1
Kickoffs-Yards	**46-2862**	**45-2879**
Average per kick	62.2	64.0
Net kick average	39.9	40.6
Time of possession / game	**32:11**	**27:48**
3rd-down conversion	**46/128**	**48/128**
3rd-down pct	36%	38%
4th-down conversion	**11/14**	**6/18**

	WSU	OPP
4th-down pct	79%	33%
Sacks by-Yards	**21-161**	**20-134**
Misc Yards	**0**	**0**
Touchdowns scored	**25**	**26**
Field goals - attempts	**10-12**	**9-14**
On-Side kicks	**0-1**	**0-0**
Red-zone scores	**(26-28) 93%**	**(22-28) 79%**
Red-zone touchdowns	**(19-28) 68%**	**(18-28) 64%**
PAT-attempts	**(25-25) 100%**	**(25-25) 100%**
2-point conversion-attempts	**(0-0) 0%**	**(0-1) 0%**
Attendance	**134358**	**214269**
Games / Avg per game	5/26872	5/42854
Neutral site games	-	0/0

Score by Periods

Team	1st	2nd	3rd	4th	OT	TOT
Washington St.	41	84	37	45	0	207
Opponents	45	61	33	71	0	210

2025-26 Washington St. Football
Team Game-by-Game
All games

		Rushing				Receiving				Passing				Kick Returns				Punt Returns				tot
Date	Opponent	no.	yds	td	lg	no.	yds	td	lg	cmp-att-int	yds	td	lg	no.	yds	td	lg	no.	yds	td	lg	off
08/30/2025	Idaho	22	3	0	12	23	208	1	25	23-32-0	208	1	25	2	36	0	22	0	0	0	0	211
09/06/2025	San Diego St.	36	139	1	31	28	257	3	34	28-42-0	257	3	34	2	44	0	28	3	21	0	11	396
09/13/2025	at North Texas	28	64	1	12	23	211	0	43	23-35-3	211	0	43	3	54	0	20	0	0	0	0	275
09/20/2025	Washington	28	25	1	7	26	279	2	48	26-37-2	279	2	48	0	0	0	0	0	0	0	0	304
09/27/2025	at Colorado St.	33	158	0	45	16	189	2	35	16-28-0	189	2	35	1	18	0	18	2	42	0	42	347
10/11/2025	at Ole Miss	28	127	1	46	24	218	2	26	24-31-0	218	2	26	0	0	0	0	1	4	0	4	345
10/18/2025	at Virginia	35	135	1	15	18	183	1	32	18-27-2	183	1	32	1	0	0	0	3	24	0	13	318
10/25/2025	Toledo	44	162	2	18	10	159	2	40	10-22-2	159	2	40	0	0	0	0	2	-1	0	0	321
11/01/2025	at Oregon St.	35	125	1	21	13	146	0	26	13-24-2	146	0	26	0	0	0	0	5	69	0	47	271
11/15/2025	Louisiana Tech	39	157	3	19	17	146	1	23	17-25-0	146	1	23	0	0	0	0	1	58	0	58	303
Washington St.		**328**	**1095**	**11**	**46**	**198**	**1996**	**14**	**48**	**198-303-11**	**1996**	**14**	**48**	**9**	**152**	**0**	**28**	**17**	**217**	**0**	**58**	**3091**
Opponents		**342**	**1352**	**13**	**37**	**173**	**1689**	**12**	**59**	**173-266-2**	**1689**	**12**	**59**	**12**	**198**	**0**	**31**	**10**	**38**	**0**	**15**	**3041**

Washington St. Averages

Games	Avg/ rush	Avg/ catch	Pass effic	KR avg	PR avg	All purpose avg/game	Total offense avg/game
10	3.3	10.1	128.7	16.9	12.8	347.0	309.1

		Tackles				Sacks	Fumble		Pass Defense			blkd	PAT attempts			off		
Date	Opponent	ua	a	total	tfl-yds	no-yds	ff	fr-yds	int-yds	qbh	brup	kick	kick	rush	rcv	saf	t/o	pts
08/30/2025	Idaho	40	34	74	5.0-35	0-0	2	2-0	0-0	2	3	0	1-1	0	0	0	3	13
09/06/2025	San Diego St.	31	20	51	7.0-42	3-35	0	0-0	0-0	5	5	0	4-4	0	0	1	0	36
09/13/2025	at North Texas	32	28	60	3.0-9	1-6	0	0-0	0-0	1	0	0	1-1	0	0	0	0	10
09/20/2025	Washington	39	8	47	7.0-34	3-23	0	0-0	0-0	1	0	0	3-3	0	0	0	0	24
09/27/2025	at Colorado St.	23	68	91	9.0-43	4-19	1	1-0	0-0	4	2	1	2-2	0	0	0	0	20
10/11/2025	at Ole Miss	34	44	78	6.0-26	3-22	1	1-0	0-0	0	2	0	3-3	0	0	0	0	21
10/18/2025	at Virginia	24	38	62	2.0-4	0-0	1	0-0	0-0	1	3	0	2-2	0	0	0	0	20
10/25/2025	Toledo	38	28	66	3.0-17	1-15	1	0-0	1--5	11	1	0	4-4	0	0	0	7	28
11/01/2025	at Oregon St.	35	32	67	8.0-48	3-26	0	0-0	0-0	1	1	0	1-1	0	0	0	0	7
11/15/2025	Louisiana Tech	28	30	58	4.0-16	3-15	0	0-0	1-15	2	3	0	4-4	0	0	0	7	28
Washington St.		**324**	**330**	**654**	**54.0-274**	**21-161**	**6**	**4-0**	**2-10**	**28**	**20**	**1**	**25-25**	**0**	**0**	**1**	**17**	**207**
Opponents		**318**	**328**	**646**	**48.0-203**	**20-134**	**6**	**4-0**	**11-239**	**54**	**29**	**1**	**25-25**	**0**	**0**	**1**	**58**	**210**

		Punting									Field Goals			Kickoffs				
Date	Opponent	no.	yds	avg	long	blkd	tb	fc	50+	i20	md-att	long	blkd	no.	yds	avg	tb	ob
08/30/2025	Idaho	6	218	36.3	43	0	0	2	0	1	2-2	32	0	4	269	67.3	2	0
09/06/2025	San Diego St.	6	241	40.2	60	0	0	2	1	2	2-2	49	0	7	455	65.0	7	0
09/13/2025	at North Texas	4	152	38.0	54	1	1	0	1	0	1-1	26	0	3	195	65.0	3	0
09/20/2025	Washington	2	92	46.0	51	0	0	2	1	0	1-1	36	0	5	270	54.0	4	0
09/27/2025	at Colorado St.	4	168	42.0	52	0	1	1	1	1	2-2	37	0	5	300	60.0	4	0
10/11/2025	at Ole Miss	5	182	36.4	47	0	0	3	0	2	0-1	0	0	4	235	58.8	3	0
10/18/2025	at Virginia	4	175	43.8	54	0	0	2	1	2	2-2	42	0	6	385	64.2	4	0
10/25/2025	Toledo	4	177	44.3	55	0	0	1	1	0	0-0	0	0	5	313	62.6	1	1
11/01/2025	at Oregon St.	7	278	39.7	53	0	0	5	1	3	0-1	0	0	2	125	62.5	1	0
11/15/2025	Louisiana Tech	5	205	41.0	56	0	1	0	1	2	0-0	0	0	5	315	63.0	2	0
Washington St.		**47**	**1888**	**40.2**	**60**	**1**	**3**	**18**	**8**	**13**	**10-12**	**49**	**0**	**46**	**2862**	**62.2**	**31**	**1**
Opponents		**46**	**2066**	**44.9**	**67**	**0**	**3**	**16**	**15**	**21**	**9-14**	**51**	**1**	**45**	**2879**	**64.0**	**34**	**1**

2025-26 Washington St. Football
Opponents Game-by-Game
All games

		Rushing				Receiving				Passing				Kick Returns				Punt Returns				tot
Date	Opponent	no.	yds	td	lg	no.	yds	td	lg	cmp-att-int	yds	td	lg	no.	yds	td	lg	no.	yds	td	lg	off
08/30/2025	Idaho	45	188	1	16	12	33	0	12	12-20-0	33	0	12	2	45	0	23	1	0	0	0	221
09/06/2025	San Diego St.	30	82	1	13	15	133	1	35	15-30-0	133	1	35	0	0	0	0	1	4	0	4	215
09/13/2025	at North Texas	29	163	4	27	29	247	4	24	29-34-0	247	4	24	0	0	0	0	3	6	0	3	410
09/20/2025	Washington	33	173	3	26	16	298	4	59	16-19-0	298	4	59	1	10	0	10	0	0	0	0	471
09/27/2025	at Colorado St.	37	146	0	27	19	188	0	25	19-28-0	188	0	25	1	10	0	10	1	15	0	15	334
10/11/2025	at Ole Miss	41	186	1	23	20	253	2	42	20-29-0	253	2	42	0	0	0	0	0	0	0	0	439
10/18/2025	at Virginia	32	122	2	22	15	179	0	37	15-25-0	179	0	37	2	51	0	31	1	10	0	10	301
10/25/2025	Toledo	24	61	0	11	26	238	1	31	26-42-1	238	1	31	2	24	0	17	1	5	0	5	299
11/01/2025	at Oregon St.	41	124	1	37	12	60	0	25	12-18-0	60	0	25	1	11	0	11	1	1	0	1	184
11/15/2025	Louisiana Tech	30	107	0	17	9	60	0	15	9-21-1	60	0	15	3	47	0	21	1	-3	0	0	167
Opponents		**342**	**1352**	**13**	**37**	**173**	**1689**	**12**	**59**	**173-266-2**	**1689**	**12**	**59**	**12**	**198**	**0**	**31**	**10**	**38**	**0**	**15**	**3041**
Washington St.		**328**	**1095**	**11**	**46**	**198**	**1996**	**14**	**48**	**198-303-11**	**1996**	**14**	**48**	**9**	**152**	**0**	**28**	**17**	**217**	**0**	**58**	**3091**

Opponents Averages

Games	Avg/ rush	Avg/ catch	Pass effic	KR avg	PR avg	All purpose avg/game	Total offense avg/game
10	4.0	9.8	131.8	16.5	3.8	351.6	304.1

		Tackles				Sacks	Fumble		Pass Defense			blkd	PAT attempts			off		
Date	Opponent	ua	a	total	tfl-yds	no-yds	ff	fr-yds	int-yds	qbh	brup	kick	kick	rush	rcv	saf	t/o	pts
08/30/2025	Idaho	29	26	55	7.0-44	1-19	1	1-0	0-0	4	0	0	1-1	0	0	0	3	10
09/06/2025	San Diego St.	42	34	76	3.0-5	0-0	1	0-0	0-0	6	4	0	1-1	0	0	0	0	13
09/13/2025	at North Texas	31	30	61	7.0-26	3-16	1	2-0	3-103	3	2	1	8-8	0	0	0	28	59
09/20/2025	Washington	27	40	67	7.0-32	3-21	1	1-0	2-74	5	3	0	8-8	0	0	0	21	59
09/27/2025	at Colorado St.	16	56	72	3.0-10	1-8	0	0-0	0-0	8	6	0	0-0	0	0	0	0	3
10/11/2025	at Ole Miss	35	24	59	6.0-30	4-23	1	0-0	0-0	5	2	0	3-3	0	0	0	0	24
10/18/2025	at Virginia	33	40	73	3.0-3	1-1	0	0-0	2-19	0	6	0	2-2	0	0	1	3	22
10/25/2025	Toledo	33	24	57	5.0-11	1-5	0	0-0	2-7	8	3	0	1-1	0	0	0	0	7
11/01/2025	at Oregon St.	32	34	66	6.0-41	6-41	1	0-0	2-36	7	2	0	1-1	0	0	0	3	10
11/15/2025	Louisiana Tech	40	20	60	1.0-1	0-0	0	0-0	0-0	8	1	0	0-0	0	0	0	0	3
Opponents		**318**	**328**	**646**	**48.0-203**	**20-134**	**6**	**4-0**	**11-239**	**54**	**29**	**1**	**25-25**	**0**	**0**	**1**	**58**	**210**
Washington St.		**324**	**330**	**654**	**54.0-274**	**21-161**	**6**	**4-0**	**2-10**	**28**	**20**	**1**	**25-25**	**0**	**0**	**1**	**17**	**207**

		Punting									Field Goals			Kickoffs				
Date	Opponent	no.	yds	avg	long	blkd	tb	fc	50+	i20	md-att	long	blkd	no.	yds	avg	tb	ob
08/30/2025	Idaho	5	189	37.8	42	0	0	4	0	5	1-2	21	0	3	183	61.0	1	0
09/06/2025	San Diego St.	7	307	43.9	67	0	0	3	2	3	0-0	0	0	4	264	66.0	2	0
09/13/2025	at North Texas	2	95	47.5	51	0	0	2	1	2	1-1	26	0	10	641	64.1	7	0
09/20/2025	Washington	0	0	0.0	0	0	0	0	0	0	1-1	51	0	10	650	65.0	10	0
09/27/2025	at Colorado St.	2	112	56.0	60	0	0	0	2	0	1-3	50	1	2	130	65.0	1	0
10/11/2025	at Ole Miss	3	125	41.7	43	0	0	0	0	2	1-2	40	0	5	325	65.0	5	0
10/18/2025	at Virginia	6	318	53.0	65	0	0	2	5	3	2-2	47	0	5	323	64.6	4	0
10/25/2025	Toledo	6	216	36.0	49	0	2	1	0	3	0-0	0	0	2	123	61.5	1	0
11/01/2025	at Oregon St.	10	437	43.7	50	0	0	1	1	3	1-1	35	0	3	175	58.3	2	1
11/15/2025	Louisiana Tech	5	267	53.4	65	0	1	3	4	0	1-2	51	0	1	65	65.0	1	0
Opponents		**46**	**2066**	**44.9**	**67**	**0**	**3**	**16**	**15**	**21**	**9-14**	**51**	**1**	**45**	**2879**	**64.0**	**34**	**1**
Washington St.		**47**	**1888**	**40.2**	**60**	**1**	**3**	**18**	**8**	**13**	**10-12**	**49**	**0**	**46**	**2862**	**62.2**	**31**	**1**

3rd-Down Conversions

Date	Opponent		Score	Overall		1st Qtr		2nd Qtr		3rd Qtr		4th Qtr		Overtime	
08/30/2025	Idaho	W	13-10	3-12	25.0	0-2	0.0	0-3	0.0	1-4	25.0	2-3	66.7	0-0	0.0
09/06/2025	San Diego St.	W	36-13	5-18	27.8	1-5	20.0	1-5	20.0	0-1	0.0	3-7	42.9	0-0	0.0
09/13/2025	at North Texas	L	10-59	8-14	57.1	4-5	80.0	1-3	33.3	0-3	0.0	3-3	100.0	0-0	0.0
09/20/2025	Washington	L	24-59	6-13	46.2	2-3	66.7	2-3	66.7	0-1	0.0	2-6	33.3	0-0	0.0
09/27/2025	at Colorado St.	W	20-3	5-12	41.7	0-1	0.0	2-4	50.0	0-2	0.0	3-5	60.0	0-0	0.0
10/11/2025	at Ole Miss	L	21-24	2-10	20.0	1-2	50.0	0-2	0.0	0-1	0.0	1-5	20.0	0-0	0.0
10/18/2025	at Virginia	L	20-22	3-12	25.0	1-2	50.0	1-3	33.3	1-4	25.0	0-3	0.0	0-0	0.0
10/25/2025	Toledo	W	28-7	6-12	50.0	1-3	33.3	3-4	75.0	0-2	0.0	2-3	66.7	0-0	0.0
11/01/2025	at Oregon St.	L	7-10	2-12	16.7	1-3	33.3	1-2	50.0	0-4	0.0	0-3	0.0	0-0	0.0
11/15/2025	Louisiana Tech	W	28-3	6-13	46.2	2-3	66.7	0-3	0.0	1-4	25.0	3-3	100.0	0-0	0.0
	Washington St.			**46-128**	**35.9**	**13-29**	**44.8**	**11-32**	**34.4**	**3-26**	**11.5**	**19-41**	**46.3**	**0-0**	**0.0**
	Opponents			**48-128**	**37.5**	**12-33**	**36.4**	**12-35**	**34.3**	**11-30**	**36.7**	**13-30**	**43.3**	**0-0**	**0.0**

4th-Down Conversions

Date	Opponent		Score	Overall		1st Qtr		2nd Qtr		3rd Qtr		4th Qtr		Overtime	
08/30/2025	Idaho	W	13-10	2-2	100.0	0-0	0.0	2-2	100.0	0-0	0.0	0-0	0.0	0-0	0.0
09/06/2025	San Diego St.	W	36-13	2-3	66.7	2-2	100.0	0-1	0.0	0-0	0.0	0-0	0.0	0-0	0.0
09/13/2025	at North Texas	L	10-59	1-1	100.0	0-0	0.0	1-1	100.0	0-0	0.0	0-0	0.0	0-0	0.0
09/20/2025	Washington	L	24-59	2-3	66.7	0-0	0.0	0-0	0.0	1-1	100.0	1-2	50.0	0-0	0.0
09/27/2025	at Colorado St.	W	20-3	0-0	0.0	0-0	0.0	0-0	0.0	0-0	0.0	0-0	0.0	0-0	0.0
10/11/2025	at Ole Miss	L	21-24	1-1	100.0	0-0	0.0	0-0	0.0	0-0	0.0	1-1	100.0	0-0	0.0
10/18/2025	at Virginia	L	20-22	1-1	100.0	0-0	0.0	0-0	0.0	1-1	100.0	0-0	0.0	0-0	0.0
10/25/2025	Toledo	W	28-7	0-0	0.0	0-0	0.0	0-0	0.0	0-0	0.0	0-0	0.0	0-0	0.0
11/01/2025	at Oregon St.	L	7-10	0-1	0.0	0-0	0.0	0-0	0.0	0-0	0.0	0-1	0.0	0-0	0.0
11/15/2025	Louisiana Tech	W	28-3	2-2	100.0	0-0	0.0	1-1	100.0	1-1	100.0	0-0	0.0	0-0	0.0
	Washington St.			**11-14**	**78.6**	**2-2**	**100.0**	**4-5**	**80.0**	**3-3**	**100.0**	**2-4**	**50.0**	**0-0**	**0.0**
	Opponents			**6-18**	**33.3**	**2-5**	**40.0**	**0-1**	**0.0**	**2-5**	**40.0**	**2-7**	**28.6**	**0-0**	**0.0**

Time of Possession

Date	Opponent		Score	Overall	1st Qtr	2nd Qtr	3rd Qtr	4th Qtr	Overtime
08/30/2025	Idaho	W	13-10	24:46	04:37	06:13	08:53	05:03	00:00
09/06/2025	San Diego St.	W	36-13	35:06	04:49	12:20	06:30	11:27	00:00
09/13/2025	at North Texas	L	10-59	31:26	08:58	09:03	03:49	09:36	00:00
09/20/2025	Washington	L	24-59	35:46	04:48	11:48	09:59	09:11	00:00
09/27/2025	at Colorado St.	W	20-3	31:23	07:19	09:55	04:59	09:10	00:00
10/11/2025	at Ole Miss	L	21-24	32:42	06:45	06:26	08:18	11:13	00:00
10/18/2025	at Virginia	L	20-22	34:14	06:15	13:49	08:26	05:44	00:00
10/25/2025	Toledo	W	28-7	32:33	03:14	13:44	05:26	10:09	00:00
11/01/2025	at Oregon St.	L	7-10	28:48	07:45	07:20	06:49	06:54	00:00
11/15/2025	Louisiana Tech	W	28-3	35:03	08:32	05:29	05:09	15:53	00:00
	Washington St.		**Total**	**321:47**	**63:02**	**96:07**	**68:18**	**94:20**	**00:00**
			Avg.	**32:11**	**06:18**	**09:37**	**06:50**	**09:26**	**00:00**
	Opponents		**Total**	**277:59**	**63:21**	**77:16**	**61:06**	**76:16**	**00:00**

Date	Opponent		Score	Overall	1st Qtr	2nd Qtr	3rd Qtr	4th Qtr	Overtime
			Avg.	27:48	06:20	07:44	06:07	07:38	00:00

Washington St. Inside Opponent Red-Zone

Date	Opponent		Score	Times In RZ	Times Scored	Total Pts	TDs	Rush TDs	Pass TDs	FGs Made	Failed to score inside RZ FGA	Down	Int	Fumb	Half	Game
08/30/2025	Idaho	W	13-10	3	3	13	1	0	1	2	2	0	0	0	0	0
09/06/2025	San Diego St.	W	36-13	4	4	28	4	1	3	0	0	0	0	0	0	0
09/13/2025	at North Texas	L	10-59	2	2	10	1	1	0	1	1	0	0	0	0	0
09/20/2025	Washington	L	24-59	4	4	24	3	1	2	1	1	0	0	0	0	0
09/27/2025	at Colorado St.	W	20-3	3	3	13	1	0	1	2	2	0	0	0	0	0
10/11/2025	at Ole Miss	L	21-24	1	1	7	1	0	1	0	0	0	0	0	0	0
10/18/2025	at Virginia	L	20-22	2	2	10	1	1	0	1	1	0	0	0	0	0
10/25/2025	Toledo	W	28-7	3	3	21	3	2	1	0	0	0	0	0	0	0
11/01/2025	at Oregon St.	L	7-10	3	1	7	1	1	0	0	1	0	1	0	0	0
11/15/2025	Louisiana Tech	W	28-3	3	3	21	3	3	0	0	0	0	0	0	0	0
	Totals 26 of 28 (92.9%)			**28**	**26**	**154**	**19**	**10**	**9**	**7**	**8**	**0**	**1**	**0**	**0**	**0**

Opponents Inside Washington St. Red-Zone

Date	Opponent		Score	Times In RZ	Times Scored	Total Pts	TDs	Rush TDs	Pass TDs	FGs Made	Failed to score inside RZ FGA	Down	Int	Fumb	Half	Game
08/30/2025	Idaho	W	13-10	2	2	10	1	1	0	1	1	0	0	0	0	0
09/06/2025	San Diego St.	W	36-13	1	1	6	1	1	0	0	0	0	0	0	0	0
09/13/2025	North Texas	L	10-59	9	9	59	8	4	4	1	1	0	0	0	0	0
09/20/2025	Washington	L	24-59	3	3	21	3	2	1	0	0	0	0	0	0	0
09/27/2025	Colorado St.	W	20-3	1	0	0	0	0	0	0	0	1	0	0	0	0
10/11/2025	Ole Miss	L	21-24	4	2	14	2	1	1	0	0	1	0	1	0	0
10/18/2025	Virginia	L	20-22	3	3	17	2	2	0	1	1	0	0	0	0	0
10/25/2025	Toledo	W	28-7	2	0	0	0	0	0	0	0	1	0	0	0	0
11/01/2025	Oregon St.	L	7-10	2	2	10	1	1	0	1	1	0	0	0	0	0
11/15/2025	Louisiana Tech	W	28-3	1	0	0	0	0	0	0	0	0	1	0	0	0
	Totals 22 of 28 (78.6%)			**28**	**22**	**137**	**18**	**12**	**6**	**4**	**4**	**3**	**1**	**1**	**0**	**0**

Rushing

Player	gp	att	gain	loss	net	avg	td	lg	avg/g
Kirby Vorhees	10	105	484	11	473	4.5	4	46	47.3
Zevi Eckhaus	8	84	352	104	248	3.0	6	22	31.0
Leo Pulalasi	10	30	169	0	169	5.6	0	45	16.9
Angel Johnson	10	65	204	42	162	2.5	0	21	16.2
Maxwell Woods	9	11	56	1	55	5.0	0	18	6.1
Jaxon Potter	3	5	8	0	8	1.6	0	5	2.7
Julian Dugger	7	17	45	50	-5	-0.3	1	9	-0.7
Team	10	11	0	15	-15	-1.4	0	0	-1.5
Total	**10**	**328**	**1318**	**223**	**1095**	**3.3**	**11**	**46**	**109.5**
Opponents	**10**	**342**	**1599**	**247**	**1352**	**4.0**	**13**	**37**	**135.2**

Passing

Player	gp	effic	comp-att-int	pct	yds	td	lg	avg/g
Zevi Eckhaus	8	129.9	131-204-8	64.2	1392	10	48	174.0
Jaxon Potter	3	131.5	67-95-3	70.5	604	4	43	201.3
Julian Dugger	7	0.0	0-3-0	0.0	0	0	0	0.0
Team	10	0.0	0-1-0	0.0	0	0	0	0.0
Total	**10**	**128.7**	**198-303-11**	**65.3**	**1996**	**14**	**48**	**199.6**
Opponents	**10**	**131.8**	**173-266-2**	**65.0**	**1689**	**12**	**59**	**168.9**

Receiving

Player	gp	no.	yds	avg	td	lg	avg/g
Joshua Meredith	10	44	586	13.3	3	48	58.6
Tony Freeman	10	38	392	10.3	2	26	39.2
Kirby Vorhees	10	18	100	5.6	0	17	10.0
Trey Leckner	10	17	106	6.2	2	19	10.6
Jeremiah Noga	10	16	168	10.5	1	35	16.8
Maxwell Woods	9	12	75	6.3	0	11	8.3
Leo Pulalasi	10	11	76	6.9	0	18	7.6
Leon Neal Jr.	10	10	97	9.7	1	18	9.7
Carter Pabst	8	8	162	20.3	1	43	20.3
Landon Wright	8	6	82	13.7	1	34	10.3
Angel Johnson	10	4	36	9.0	0	31	3.6
Ademola Faleye	10	3	13	4.3	1	8	1.3
Devin Ellison	2	3	52	17.3	1	26	26.0
Leyton Smithson	8	2	9	4.5	0	7	1.1
Branden Ganashamoorthy	10	2	9	4.5	0	8	0.9
Hudson Cedarland	6	1	4	4.0	0	4	0.7
Beau Baker	10	1	12	12.0	1	12	1.2
Mackenzie Alleyne	10	1	9	9.0	0	9	0.9
Julian Dugger	7	1	8	8.0	0	8	1.1
Total	**10**	**198**	**1996**	**10.1**	**14**	**48**	**199.6**
Opponents	**10**	**173**	**1689**	**9.8**	**12**	**59**	**168.9**

Punt Returns

Player	no.	yds	avg	td	lg
Tony Freeman	17	217	12.8	0	58
Total	**17**	**217**	**12.8**	**0**	**58**
Opponents	**10**	**38**	**3.8**	**0**	**15**

Interceptions

Player	no.	yds	avg	td	lg
Parker McKenna	1	-5	-5.0	0	0
Colby Humphrey	1	15	15.0	0	15
Total	**2**	**10**	**5.0**	**0**	**15**
Opponents	**11**	**239**	**21.7**	**1**	**60**

Kick Returns

Player	no.	yds	avg	td	lg
Leyton Smithson	9	152	16.9	0	28
Total	**9**	**152**	**16.9**	**0**	**28**
Opponents	**12**	**198**	**16.5**	**0**	**31**

Fumbles Recovered

Player	no.	yds	avg	td	lg
Caleb Francl	1	0	0.0	0	0
Raam Stevenson	1	0	0.0	0	0
Bryson Lamb	1	0	0.0	0	0
Kyle Peterson	1	0	0.0	0	0
Total	**4**	**0**	**0.0**	**0**	**0**
Opponents	**4**	**0**	**0.0**	**0**	**0**

Scoring

			PAT						
Player	**td**	**fg**	**kick**	**rush**	**rcv**	**pass**	**dxp**	**saf**	**pts**
Jack Stevens	-	10-12	25-25	-	-	-	-	-	55
Zevi Eckhaus	6	-	-	-	-	-	-	-	36
Kirby Vorhees	4	-	-	-	-	-	-	-	24
Joshua Meredith	3	-	-	-	-	-	-	-	18
Trey Leckner	2	-	-	-	-	-	-	-	12
Tony Freeman	2	-	-	-	-	-	-	-	12
Leon Neal Jr.	1	-	-	-	-	-	-	-	6
Jeremiah Noga	1	-	-	-	-	-	-	-	6
Ademola Faleye	1	-	-	-	-	-	-	-	6
Devin Ellison	1	-	-	-	-	-	-	-	6
Beau Baker	1	-	-	-	-	-	-	-	6
Landon Wright	1	-	-	-	-	-	-	-	6
Julian Dugger	1	-	-	-	-	-	-	-	6
Carter Pabst	1	-	-	-	-	-	-	-	6
Isaac Terrell	-	-	-	-	-	-	-	1	2
Total	**25**	**10-12**	**25-25**	**0**	**0**	**0**	**0**	**1**	**207**
Opponents	**26**	**9-14**	**25-25**	**0**	**0**	**0**	**0**	**1**	**210**

Field Goals

Player	**fg**	**pct.**	**01-19**	**20-29**	**30-39**	**40-49**	**50-99**	**lg**	**blk**
Jack Stevens	10-12	83.3	0-0	2-2	5-6	3-3	0-1	49	0
Opponents	**9-14**	**64.3**	**0-0**	**2-2**	**2-2**	**2-7**	**3-3**	**51**	**1**

FG Sequence

Team Name	**Washington St.**	**Opponents**
Idaho	(30),(32)	44,(21)
San Diego St.	(49),(42),,()	
North Texas	(26)	(26)
Washington	(36)	(51)
Colorado St.	(37),(21)	(50),44,43
Ole Miss	54	47,(40)
Virginia	(37),(42)	(47),(34)
Toledo		
Oregon St.	32	(35)
Louisiana Tech		47,,(51)

Numbers in (parentheses) indicate field goal was made

Total Offense

Player	**g**	**plays**	**rush**	**pass**	**total**	**avg/g**
Zevi Eckhaus	8	288	248	1392	1640	205.0
Jaxon Potter	3	100	8	604	612	204.0
Kirby Vorhees	10	105	473	0	473	47.3
Leo Pulalasi	10	30	169	0	169	16.9
Angel Johnson	10	65	162	0	162	16.2
Maxwell Woods	9	11	55	0	55	6.1
Julian Dugger	7	20	-5	0	-5	-0.7
Team	10	0	-15	0	-15	-1.5
Total	**10**	**631**	**1095**	**1996**	**3091**	**309.1**
Opponents	**10**	**608**	**1352**	**1689**	**3041**	**304.1**

Punting

Player	**no.**	**yds**	**avg**	**lg**	**tb**	**fc**	**i20**	**50+**	**blk**
Ryan Harris	45	1837	40.8	60	3	18	12	8	0
Jaxon Potter	1	40	40.0	40	0	0	1	0	0
Team	1	11	11.0	0	0	0	0	0	1
Total	**47**	**1888**	**40.2**	**60**	**3**	**18**	**13**	**8**	**1**
Opponents	**46**	**2066**	**44.9**	**67**	**3**	**16**	**21**	**15**	**0**

Kickoffs

Player	**no.**	**yds**	**avg**	**tb**	**ob**	**retn**	**net**	**ydln**
Ryan Harris	46	2862	62.2	31	1			
Total	**46**	**2862**	**62.2**	**31**	**1**	**12**	**39.9**	**25**
Opponents	**45**	**2879**	**64.0**	**34**	**1**	**9**	**40.6**	**24**

All Purpose

Player	g	rush	rcv	pr	kr	ir	total	avg/g
Tony Freeman	10	0	392	217	0	0	609	60.9
Joshua Meredith	10	0	586	0	0	0	586	58.6
Kirby Vorhees	10	473	100	0	0	0	573	57.3
Zevi Eckhaus	8	248	0	0	0	0	248	31.0
Leo Pulalasi	10	169	76	0	0	0	245	24.5
Angel Johnson	10	162	36	0	0	0	198	19.8
Jeremiah Noga	10	0	168	0	0	0	168	16.8
Carter Pabst	8	0	162	0	0	0	162	20.3
Leyton Smithson	8	0	9	0	152	0	161	20.1
Maxwell Woods	9	55	75	0	0	0	130	14.4
Trey Leckner	10	0	106	0	0	0	106	10.6
Leon Neal Jr.	10	0	97	0	0	0	97	9.7
Landon Wright	8	0	82	0	0	0	82	10.3
Devin Ellison	2	0	52	0	0	0	52	26.0
Colby Humphrey	10	0	0	0	0	15	15	1.5
Ademola Faleye	10	0	13	0	0	0	13	1.3
Beau Baker	10	0	12	0	0	0	12	1.2
Branden Ganashamoorthy	10	0	9	0	0	0	9	0.9
Mackenzie Alleyne	10	0	9	0	0	0	9	0.9
Jaxon Potter	3	8	0	0	0	0	8	2.7
Hudson Cedarland	6	0	4	0	0	0	4	0.7
Julian Dugger	7	-5	8	0	0	0	3	0.4
Parker McKenna	10	0	0	0	0	-5	-5	-0.5
Team	10	-15	0	0	0	0	-15	-1.5
Total	**10**	**1095**	**1996**	**217**	**152**	**10**	**3470**	**347.0**
Opponents	**10**	**1352**	**1689**	**38**	**198**	**239**	**3516**	**351.6**

Team Defense

			Tackles				Sacks	Pass defense			Fumbles		blkd	
##	Player	gp	ua	a	tot	tfl/yds	no-yds	int-yds	brup	qbh	fr-yds	ff	kick	saf
44	Parker McKenna	10	40	30	70	3.5-13	1-9	1--5	1	.	.	.	.	.
9	Caleb Francl	10	21	40	61	5-23	2-13	.	2	4	1-0	.	.	.
1	Tucker Large	10	34	27	61	2.5-5	.	.	5	.	.	.	.	.
0	Anthony Palano	9	20	34	54	0.5-0	0.5-0	.	1	.	.	.	.	.
2	Colby Humphrey	10	25	22	47	2-8	.	1-15	2	.	.	.	.	.
23	Matthew Durrance	10	25	18	43	1-4	.	.	.	.	.	1	.	.
24	Sullivan Schlimgen	10	16	22	38	1-3	.	.	.	.	.	.	.	.
25	Cale Reeder	7	17	17	34	.	.	.	.	.	.	1	.	.
99	Bryson Lamb	9	10	11	21	3.5-17	1.5-10	.	1	3	1-0	.	1	.
88	Isaac Terrell	9	11	9	20	10-58	5-39	.	1	3	.	1	.	1
92	Darrion Dalton	10	7	12	19	1.5-6	1-6	.	.	1	.	.	.	.
8	Kenny Worthy III	10	11	7	18	.	.	.	1	.	.	1	.	.
10	Buddha Peleti	10	8	10	18	5-31	2.5-17	.	.	4	.	.	.	.
5	Jamorri Colson	10	13	5	18	0.5-0	.	.	3	.	.	.	.	.
98	Malaki Ta'ase	10	7	7	14	4-25	2.5-19	.	1	2	.	1	.	.
93	Jack Janikowski	10	7	3	10	3-20	1-15	.	.	.	.	1	.	.
42	Jack Ellison	10	5	4	9	2-5	.	.	.	.	.	.	.	.
53	Soni Finau	10	6	3	9	2-13	2-13	.	.	2	.	.	.	.
6	Duhron Goodman	9	3	5	8	.	.	.	.	.	.	.	.	.
28	Kyle Peterson	10	4	3	7	.	.	.	.	.	1-0	.	.	.
33	Gage Jones	10	2	5	7	0.5-0	.	.	.	.	.	.	.	.
89	Donovan Fitzmaurice	6	.	7	7	.	.	.	.	.	.	.	.	.
45	Raam Stevenson	7	3	4	7	2.5-24	1-5	.	.	5	1-0	.	.	.
90	Michael Hughes	10	2	4	6	1-1	.	.	1	2	.	.	.	.
52	Kaden Beatty	5	4	2	6	.	.	.	.	.	.	.	.	.
97	Max Baloun	4	3	2	5	3-18	1-15	.	.	.	.	.	.	.
40	Gavin Barthiel	10	2	3	5	.	.	.	.	.	.	.	.	.
3	Mike Sandjo	4	1	3	4	.	.	.	.	.	.	.	.	.
31	Trey Ridley	10	3	.	3	.	.	.	.	.	.	.	.	.
46	Colton Peoples	10	1	1	2	.	.	.	.	.	.	.	.	.
32	Damarius Russell	3	.	2	2	.	.	.	.	.	.	.	.	.
34	Brody Miller	3	1	1	2	.	.	.	.	.	.	.	.	.
61	Christian Hilborn	6	2	.	2	.	.	.	.	.	.	.	.	.
51	Ben Beatty	8	2	.	2	.	.	.	.	.	.	.	.	.
12	Carsten Reynolds	10	1	1	2	.	.	.	.	.	.	.	.	.
13	AJ Davis	10	1	1	2	.	.	.	.	.	.	.	.	.
4	Kai Rapolla	8	1	1	2	.	.	.	.	.	.	.	.	.
4	Zevi Eckhaus	8	1	.	1	.	.	.	.	.	.	.	.	.
83	Ademola Faleye	10	.	1	1	.	.	.	.	.	.	.	.	.
98	Ryan Harris	10	.	1	1	.	.	.	.	.	.	.	.	.
94	Titus Miller	2	1	.	1	.	.	.	.	.	.	.	.	.

			Tackles				Sacks	Pass defense			Fumbles		blkd	
##	Player	gp	ua	a	tot	tfl/yds	no-yds	int-yds	brup	qbh	fr-yds	ff	kick	saf
65	Brock Dieu	10	1	.	1	.	.	.	.	.	.	.	.	.
9	Kirby Vorhees	10	1	.	1	.	.	.	.	.	.	.	.	.
21	Carter Pabst	8	.	1	1	.	.	.	.	.	.	.	.	.
23	Trey Leckner	10	1	.	1	.	.	.	.	.	.	.	.	.
27	Hudson Cedarland	6	.	1	1	.	.	.	.	.	.	.	.	.
19	Kayo Patu	4	.	.	.	.	.	.	1	.	.	.	.	.
84	Malachi Wrice	3	.	.	.	.	.	.	.	2	.	.	.	.
	Totals	**10**	**324**	**330**	**654**	**54-274**	**21-161**	**2-10**	**20**	**28**	**4-0**	**6**	**1**	**1**
	Opponents	10	318	328	646	48-203	20-134	11-239	29	54	4-0	6	1	1

2025-26 Washington St. Football
Games Played
All games

##	Player	GP-GS	UI	SDSU	UNT	UW	CSU	UM	UVa	UT	OSU	LATech
0	Anthony Palano	9/7	START	START	...	START	START	START	START	START	XXX	XXX
0	Tony Freeman	10/5	START	XXX	XXX	XXX	START	XXX	START	START	START	XXX
1	Angel Johnson	10/6	START	START	START	START	START	START	XXX	XXX	XXX	XXX
1	Tucker Large	10/10	START	START	START	START	START	START	START	START	START	START
2	Colby Humphrey	10/10	START	START	START	START	START	START	START	START	START	START
2	Julian Dugger	7/0	XXX	XXX	XXX	XXX	...	XXX	XXX	XXX	...	...
3	Mike Sandjo	4/2	...	XXX	XXX	START	START	...	...	...	...	...
3	Maxwell Woods	9/0	...	XXX	XXX	XXX	XXX	XXX	XXX	XXX	XXX	XXX
4	Zevi Eckhaus	8/7	...	...	XXX	START	START	START	START	START	START	START
4	Kai Rapolla	8/0	...	XXX	XXX	...	XXX	XXX	XXX	XXX	XXX	XXX
5	Jamorri Colson	10/10	START	START	START	START	START	START	START	START	START	START
5	Jaxon Potter	3/3	START	START	START	...	...	...	...	...	...	...
6	Duhron Goodman	9/0	XXX	XXX	XXX	XXX	XXX	XXX	XXX	XXX	XXX	...
6	Devin Ellison	2/0	...	...	...	XXX	XXX	...	...	...	...	...
8	Branden Ganashamoorthy	10/0	XXX	XXX	XXX	XXX	XXX	XXX	XXX	XXX	XXX	XXX
8	Kenny Worthy III	10/0	XXX	XXX	XXX	XXX	XXX	XXX	XXX	XXX	XXX	XXX
9	Caleb Francl	10/10	START	START	START	START	START	START	START	START	START	START
9	Kirby Vorhees	10/5	XXX	XXX	START	XXX	XXX	XXX	START	START	START	START
10	Buddha Peleti	10/10	START	START	START	START	START	START	START	START	START	START
10	Leyton Smithson	8/2	XXX	START	XXX	START	XXX	XXX	XXX	...	...	XXX
12	Leon Neal Jr.	10/0	XXX	XXX	XXX	XXX	XXX	XXX	XXX	XXX	XXX	XXX
12	Carsten Reynolds	10/0	XXX	XXX	XXX	XXX	XXX	XXX	XXX	XXX	XXX	XXX
13	AJ Davis	10/0	XXX	XXX	XXX	XXX	XXX	XXX	XXX	XXX	XXX	XXX
13	Ajani Sheppard	0/0	...	...	...	...	...	...	...	...	...	...
15	Jeremiah Noga	10/10	START	START	START	START	START	START	START	START	START	START
15	Ishmael Gibbs	1/0	...	...	...	...	...	...	...	...	...	XXX
16	Dalton Anderson	0/0	...	...	...	...	...	...	...	...	...	...
16	Isaiah Hung	2/0	...	...	...	...	...	...	XXX	XXX	...	...
17	Owen Eshelman	0/0	...	...	...	...	...	...	...	...	...	...
17	Jamarey Smith	2/0	...	...	...	...	...	...	...	...	XXX	XXX
18	Joshua Meredith	10/10	START	START	START	START	START	START	START	START	START	START
18	David Kuku	0/0	...	...	...	...	...	...	...	...	...	...
19	Kayo Patu	4/0	...	...	...	...	...	...	XXX	XXX	XXX	XXX
19	Jake Tiryakioglu	0/0	...	...	...	...	...	...	...	...	...	...
20	Leo Pulalasi	10/0	XXX	XXX	XXX	XXX	XXX	XXX	XXX	XXX	XXX	XXX
21	Keith Brown	0/0	...	...	...	...	...	...	...	...	...	...
21	Carter Pabst	8/0	XXX	XXX	XXX	XXX	XXX	...	...	XXX	XXX	XXX
22	Trillion Sorrell	3/0	XXX	XXX	XXX	...	...	...	...	...	...	...
23	Matthew Durrance	10/8	START	START	START	START	START	START	START	XXX	XXX	START
23	Trey Leckner	10/7	START	START	XXX	START	START	START	START	XXX	XXX	START
24	Sullivan Schlimgen	10/2	XXX	XXX	XXX	XXX	XXX	XXX	XXX	XXX	START	START
24	Carl Watson III	0/0	...	...	...	...	...	...	...	...	...	...
25	Cale Reeder	7/2	...	...	XXX	XXX	XXX	XXX	XXX	START	START	...
25	Travon Pankey	0/0	...	...	...	...	...	...	...	...	...	...
26	Tyrone Cotton III	0/0	...	...	...	...	...	...	...	...	...	...
27	Hudson Cedarland	6/0	XXX	XXX	XXX	XXX	XXX	...	...	...	...	XXX
28	Kyle Peterson	10/0	XXX	XXX	XXX	XXX	XXX	XXX	XXX	XXX	XXX	XXX
29	Troy Petz	0/0	...	...	...	...	...	...	...	...	...	...
30	Dylan Paine	0/0	...	...	...	...	...	...	...	...	...	...
31	Trey Ridley	10/0	XXX	XXX	XXX	XXX	XXX	XXX	XXX	XXX	XXX	XXX
32	Damarius Russell	3/0	...	XXX	XXX	...	...	...	...	...	...	XXX
33	Gage Jones	10/0	XXX	XXX	XXX	XXX	XXX	XXX	XXX	XXX	XXX	XXX
33	Cameron Weir	0/0	...	...	...	...	...	...	...	...	...	...
34	Tristan Drummond	0/0	...	...	...	...	...	...	...	...	...	...
34	Brody Miller	3/0	...	...	...	...	...	...	...	XXX	XXX	XXX
35	Erimus Wright	0/0	...	...	...	...	...	...	...	...	...	...
36	Jovan Clark	0/0	...	...	...	...	...	...	...	...	...	...
37	Gaylon McNeal	0/0	...	...	...	...	...	...	...	...	...	...
38	Jack Stevens	10/0	XXX	XXX	XXX	XXX	XXX	XXX	XXX	XXX	XXX	XXX
40	Gavin Barthiel	10/0	XXX	XXX	XXX	XXX	XXX	XXX	XXX	XXX	XXX	XXX

##	Player	GP-GS	UI	SDSU	UNT	UW	CSU	UM	UVa	UT	OSU	LATech
40	Colson Brunner	0/0	...	...	...	...	...	...	...	...	...	...
41	Sean Bures	1/0	...	...	XXX	...	...	...	...	...	...	...
42	Jack Ellison	10/1	XXX	XXX	START	XXX	XXX	XXX	XXX	XXX	XXX	XXX
44	Parker McKenna	10/10	START	START	START	START	START	START	START	START	START	START
45	Raam Stevenson	7/6	START	START	START	START	START	START	...	...	...	XXX
46	Colton Peoples	10/0	XXX	XXX	XXX	XXX	XXX	XXX	XXX	XXX	XXX	XXX
47	Luke Webb	1/0	...	...	...	...	...	...	...	...	XXX	...
50	Sone Falealo	0/0	...	...	...	...	...	...	...	...	...	...
51	Ben Beatty	8/0	...	...	XXX	XXX	XXX	XXX	XXX	XXX	XXX	XXX
52	Kaden Beatty	5/0	XXX	XXX	XXX	XXX	XXX	...	...	...	...	...
53	Soni Finau	10/0	XXX	XXX	XXX	XXX	XXX	XXX	XXX	XXX	XXX	XXX
54	Xavier Thorpe	2/0	...	...	...	...	...	...	...	...	XXX	XXX
55	Trevor Bindel	1/0	...	...	...	...	...	...	...	...	XXX	...
56	Gavin Fugate	0/0	...	...	...	...	...	...	...	...	...	...
56	Fernando Lecuona	4/0	...	...	XXX	XXX	...	...	...	XXX	...	XXX
57	Josh Wedel	0/0	...	...	...	...	...	...	...	...	...	...
58	Malijah Tucker	2/0	XXX	...	...	...	...	...	...	...	XXX	...
61	Christian Hilborn	6/6	START	START	START	START	START	...	...	...	...	START
63	Barry Morrissette	0/0	...	...	...	...	...	...	...	...	...	...
64	Jaylin Caldwell	2/2	...	...	...	...	...	START	START	...	...	...
65	Brock Dieu	10/10	START	START	START	START	START	START	START	START	START	START
66	AJ Vaipulu	10/10	START	START	START	START	START	START	START	START	START	START
67	Jonny Lester	10/10	START	START	START	START	START	START	START	START	START	START
68	Chris Lino	0/0	...	...	...	...	...	...	...	...	...	...
69	Kyle Martin	1/0	...	...	...	...	...	...	...	...	XXX	...
70	Dylan Hildebrand	0/0	...	...	...	...	...	...	...	...	...	...
71	Ashton Tripp	10/10	START	START	START	START	START	START	START	START	START	START
72	Arion Williams	0/0	...	...	...	...	...	...	...	...	...	...
73	AJ Olerich	0/0	...	...	...	...	...	...	...	...	...	...
75	Noah Dunham	6/2	...	...	XXX	...	...	XXX	XXX	START	START	XXX
76	Grayson Campbell	0/0	...	...	...	...	...	...	...	...	...	...
77	Nick Bakken	1/0	...	...	XXX	...	...	...	...	...	...	...
78	Jorden Cunningham	0/0	...	...	...	...	...	...	...	...	...	...
79	Turner Bertrand	0/0	...	...	...	...	...	...	...	...	...	...
80	Noah Westbrook	0/0	...	...	...	...	...	...	...	...	...	...
81	Peyton Read	0/0	...	...	...	...	...	...	...	...	...	...
82	Jesiah Cornwell	0/0	...	...	...	...	...	...	...	...	...	...
83	Ademola Faleye	10/5	XXX	XXX	START	XXX	XXX	START	XXX	START	START	START
84	Malachi Wrice	3/0	...	...	XXX	...	...	...	...	XXX	...	XXX
84	Landon Wright	8/0	...	XXX	XXX	XXX	XXX	XXX	XXX	...	XXX	XXX
85	Kaden Harken	0/0	...	...	...	...	...	...	...	...	...	...
86	Beau Baker	10/0	XXX	XXX	XXX	XXX	XXX	XXX	XXX	XXX	XXX	XXX
87	Cash Landau	0/0	...	...	...	...	...	...	...	...	...	...
88	Isaac Terrell	9/3	XXX	XXX	XXX	XXX	XXX	XXX	START	...	START	START
88	Mackenzie Alleyne	10/0	XXX	XXX	XXX	XXX	XXX	XXX	XXX	XXX	XXX	XXX
89	Luke Leighton	9/0	XXX	XXX	XXX	XXX	XXX	...	XXX	XXX	XXX	XXX
89	Donovan Fitzmaurice	6/0	...	...	...	...	XXX	XXX	XXX	XXX	XXX	XXX
90	Michael Hughes	10/0	XXX	XXX	XXX	XXX	XXX	XXX	XXX	XXX	XXX	XXX
92	Darrion Dalton	10/5	XXX	XXX	XXX	XXX	XXX	START	START	START	START	START
93	Jack Janikowski	10/0	XXX	XXX	XXX	XXX	XXX	XXX	XXX	XXX	XXX	XXX
94	Titus Miller	2/0	...	...	...	...	...	...	...	XXX	...	XXX
95	Connor Sullivan	1/0	...	...	...	...	...	...	...	XXX	...	...
96	Jack Procter	0/0	...	...	...	...	...	...	...	...	...	...
97	Max Baloun	4/4	START	START	START	START	...	...	...	...	...	...
97	Adlai Lounsbury	0/0	...	...	...	...	...	...	...	...	...	...
98	Malaki Ta'ase	10/1	XXX	XXX	XXX	XXX	XXX	XXX	XXX	START	XXX	XXX
98	Ryan Harris	10/0	XXX	XXX	XXX	XXX	XXX	XXX	XXX	XXX	XXX	XXX
99	Bryson Lamb	9/9	START	START	START	...	START	START	START	START	START	START

#5 POTTER, Jaxon

		Rushing				Receiving				Passing				Kick Returns				Punt Returns				all
Date	Opponent	no.	yds	td	lg	no.	yds	td	lg	cmp-att-int	yds	td	lg	no.	yds	td	lg	no.	yds	td	lg	purp
08/30/2025	Idaho	2	2	0	2	0	0	0	0	23-30-0	208	1	25	0	0	0	0	0	0	0	0	2
09/06/2025	San Diego St.	3	6	0	5	0	0	0	0	28-42-0	257	3	34	0	0	0	0	0	0	0	0	6
09/13/2025	at North Texas	0	0	0	0	0	0	0	0	16-23-3	139	0	43	0	0	0	0	0	0	0	0	0
		5	**8**	**0**	**5**	**0**	**0**	**0**	**0**	**67-95-3**	**604**	**4**	**43**	**0**	**0**	**0**	**0**	**0**	**0**	**0**	**0**	**612**

Games	Avg/ rush	Avg/ catch	Pass effic	KR avg	PR avg	All purpose avg/game	Total offense avg/game
3	1.6	0.0	131.5	0.0	0.0	2.7	204.0

		Tackles				Sacks	Fumble		Pass Defense			blkd	PAT attempts			off	
Date	Opponent	ua	a	total	tfl-yds	no-yds	ff	fr-yds	int-yds	qbh	brup	kick	kick	rush	rcv	saf	pts
08/30/2025	Idaho	0	0	0	0.0-0	0-0	0	0-0	0-0	0	0	0	0-0	0	0	0	0
09/06/2025	San Diego St.	0	0	0	0.0-0	0-0	0	0-0	0-0	0	0	0	0-0	0	0	0	0
09/13/2025	at North Texas	0	0	0	0.0-0	0-0	0	0-0	0-0	0	0	0	0-0	0	0	0	0
		0	**0**	**0**	**0.0-0**	**0-0**	**0**	**0-0**	**0-0**	**0**	**0**	**0**	**0-0**	**0**	**0**	**0**	**0**

		Punting			Kickoffs			Field Goals
Date	Opponent	no.	yds	tb	no.	yds	tb	made-att
08/30/2025	Idaho	1	40	0	0	0	0	0-0
09/06/2025	San Diego St.	0	0	0	0	0	0	0-0
09/13/2025	at North Texas	0	0	0	0	0	0	0-0
		1	**40**	**0**	**0**	**0**	**0**	**0-0**

#2 DUGGER, Julian

		Rushing				Receiving				Passing				Kick Returns				Punt Returns				all
Date	Opponent	no.	yds	td	lg	no.	yds	td	lg	cmp-att-int	yds	td	lg	no.	yds	td	lg	no.	yds	td	lg	purp
08/30/2025	Idaho	4	-14	0	6	0	0	0	0	0-1-0	0	0	0	0	0	0	0	0	0	0	0	-14
09/06/2025	San Diego St.	3	10	1	6	0	0	0	0	0-0-0	0	0	0	0	0	0	0	0	0	0	0	10
09/13/2025	at North Texas	6	-1	0	9	0	0	0	0	0-2-0	0	0	0	0	0	0	0	0	0	0	0	-1
09/20/2025	Washington	3	-6	0	5	0	0	0	0	0-0-0	0	0	0	0	0	0	0	0	0	0	0	-6
10/11/2025	at Ole Miss	0	0	0	0	0	0	0	0	0-0-0	0	0	0	0	0	0	0	0	0	0	0	0
10/18/2025	at Virginia	0	0	0	0	1	8	0	8	0-0-0	0	0	0	0	0	0	0	0	0	0	0	8
10/25/2025	Toledo	1	6	0	6	0	0	0	0	0-0-0	0	0	0	0	0	0	0	0	0	0	0	6
		17	**-5**	**1**	**9**	**1**	**8**	**0**	**8**	**0-3-0**	**0**	**0**	**0**	**0**	**0**	**0**	**0**	**0**	**0**	**0**	**0**	**-5**

Games	Avg/ rush	Avg/ catch	Pass effic	KR avg	PR avg	All purpose avg/game	Total offense avg/game
7	-0.3	8.0	0.0	0.0	0.0	0.4	-0.7

		Tackles				Sacks	Fumble		Pass Defense			blkd	PAT attempts			off	
Date	Opponent	ua	a	total	tfl-yds	no-yds	ff	fr-yds	int-yds	qbh	brup	kick	kick	rush	rcv	saf	pts
08/30/2025	Idaho	0	0	0	0.0-0	0-0	0	0-0	0-0	0	0	0	0-0	0	0	0	0
09/06/2025	San Diego St.	0	0	0	0.0-0	0-0	0	0-0	0-0	0	0	0	0-0	0	0	0	6
09/13/2025	at North Texas	0	0	0	0.0-0	0-0	0	0-0	0-0	0	0	0	0-0	0	0	0	0
09/20/2025	Washington	0	0	0	0.0-0	0-0	0	0-0	0-0	0	0	0	0-0	0	0	0	0
10/11/2025	at Ole Miss	0	0	0	0.0-0	0-0	0	0-0	0-0	0	0	0	0-0	0	0	0	0
10/18/2025	at Virginia	0	0	0	0.0-0	0-0	0	0-0	0-0	0	0	0	0-0	0	0	0	0
10/25/2025	Toledo	0	0	0	0.0-0	0-0	0	0-0	0-0	0	0	0	0-0	0	0	0	0
		0	**0**	**0**	**0.0-0**	**0-0**	**0**	**0-0**	**0-0**	**0**	**0**	**0**	**0-0**	**0**	**0**	**0**	**6**

		Punting			Kickoffs			Field Goals
Date	Opponent	no.	yds	tb	no.	yds	tb	made-att
08/30/2025	Idaho	0	0	0	0	0	0	0-0
09/06/2025	San Diego St.	0	0	0	0	0	0	0-0
09/13/2025	at North Texas	0	0	0	0	0	0	0-0
09/20/2025	Washington	0	0	0	0	0	0	0-0
10/11/2025	at Ole Miss	0	0	0	0	0	0	0-0
10/18/2025	at Virginia	0	0	0	0	0	0	0-0
10/25/2025	Toledo	0	0	0	0	0	0	0-0
		0	**0**	**0**	**0**	**0**	**0**	**0-0**

#4 ECKHAUS, Zevi

		Rushing				Receiving				Passing				Kick Returns				Punt Returns				all
Date	Opponent	no.	yds	td	lg	no.	yds	td	lg	cmp-att-int	yds	td	lg	no.	yds	td	lg	no.	yds	td	lg	purp
09/13/2025	at North Texas	3	3	1	4	0	0	0	0	7-10-0	72	0	23	0	0	0	0	0	0	0	0	3
09/20/2025	Washington	10	10	1	7	0	0	0	0	26-37-2	279	2	48	0	0	0	0	0	0	0	0	10
09/27/2025	at Colorado St.	8	30	0	15	0	0	0	0	16-28-0	189	2	35	0	0	0	0	0	0	0	0	30
10/11/2025	at Ole Miss	11	18	0	22	0	0	0	0	24-31-0	218	2	26	0	0	0	0	0	0	0	0	18
10/18/2025	at Virginia	10	33	1	10	0	0	0	0	18-27-2	183	1	32	0	0	0	0	0	0	0	0	33
10/25/2025	Toledo	15	74	1	18	0	0	0	0	10-22-2	159	2	40	0	0	0	0	0	0	0	0	74
11/01/2025	at Oregon St.	16	24	0	20	0	0	0	0	13-24-2	146	0	26	0	0	0	0	0	0	0	0	24
11/15/2025	Louisiana Tech	11	56	2	16	0	0	0	0	17-25-0	146	1	23	0	0	0	0	0	0	0	0	56
		84	**248**	**6**	**22**	**0**	**0**	**0**	**0**	**131-204-8**	**1392**	**10**	**48**	**0**	**0**	**0**	**0**	**0**	**0**	**0**	**0**	**1640**

Games	Avg/ rush	Avg/ catch	Pass effic	KR avg	PR avg	All purpose avg/game	Total offense avg/game
8	3.0	0.0	129.9	0.0	0.0	31.0	205.0

		Tackles				Sacks	Fumble		Pass Defense			blkd	PAT attempts			off	
Date	Opponent	ua	a	total	tfl-yds	no-yds	ff	fr-yds	int-yds	qbh	brup	kick	kick	rush	rcv	saf	pts
09/13/2025	at North Texas	0	0	0	0.0-0	0-0	0	0-0	0-0	0	0	0	0-0	0	0	0	6
09/20/2025	Washington	0	0	0	0.0-0	0-0	0	0-0	0-0	0	0	0	0-0	0	0	0	6
09/27/2025	at Colorado St.	0	0	0	0.0-0	0-0	0	0-0	0-0	0	0	0	0-0	0	0	0	0
10/11/2025	at Ole Miss	0	0	0	0.0-0	0-0	0	0-0	0-0	0	0	0	0-0	0	0	0	0
10/18/2025	at Virginia	0	0	0	0.0-0	0-0	0	0-0	0-0	0	0	0	0-0	0	0	0	6
10/25/2025	Toledo	0	0	0	0.0-0	0-0	0	0-0	0-0	0	0	0	0-0	0	0	0	6
11/01/2025	at Oregon St.	1	0	1	0.0-0	0-0	0	0-0	0-0	0	0	0	0-0	0	0	0	0
11/15/2025	Louisiana Tech	0	0	0	0.0-0	0-0	0	0-0	0-0	0	0	0	0-0	0	0	0	12
		1	**0**	**1**	**0.0-0**	**0-0**	**0**	**0-0**	**0-0**	**0**	**0**	**0**	**0-0**	**0**	**0**	**0**	**36**

		Punting			Kickoffs			Field Goals
Date	Opponent	no.	yds	tb	no.	yds	tb	made-att
09/13/2025	at North Texas	0	0	0	0	0	0	0-0
09/20/2025	Washington	0	0	0	0	0	0	0-0
09/27/2025	at Colorado St.	0	0	0	0	0	0	0-0
10/11/2025	at Ole Miss	0	0	0	0	0	0	0-0
10/18/2025	at Virginia	0	0	0	0	0	0	0-0
10/25/2025	Toledo	0	0	0	0	0	0	0-0
11/01/2025	at Oregon St.	0	0	0	0	0	0	0-0
11/15/2025	Louisiana Tech	0	0	0	0	0	0	0-0
		0	**0**	**0**	**0**	**0**	**0**	**0-0**