SAM HOUSTON MEN'S BASKETBALL

2026-27 GAME NOTES

MBB CONTACT: Cody Stark // O: 936-294-2692 // C: 979-229-3722 // Email: cstark@shsu.edu

5 CONFERENCE CHAMPIONSHIPS | 6 CONFERENCE PLAYERS OF THE YEAR | 74 SLC ALL-CONFERENCE SELECTIONS | 2 NCAA TOURNAMENT APPEARANCES | 2 NIT APPEARANCES

GAME 7

SAM HOUSTON - AT - WASHINGTON STATE

(3-3) (3-1)

2026-27 STAT COMPARISON

84.8	POINTS PER GAME	79.5
45.4	FG%	46.9
37.1	3FG%	34.2
70.3	FT%	76.9
44.7	REBOUNDS PG	36.3
16.5	ASSISTS PG	16.8
4.2	BLOCKS PG	3.2
5.6	STEALS PG	7.8
81.7	SCORING DEFENSE	76.5
41.3	FG% DEFENSE	44.7
30.3	3FG% DEFENSE	33.3
+7.7	REBOUND MARGIN	+4.8
1.0	ASST/TO RATIO	1.2

GAME INFORMATION

DATE: Tuesday, November 24
TIME: 7 p.m.
LOCATION: Pullman, Washington
VENUE: Beasley Coliseum
SERIES: First meeting
LAST MEETING:
BROADCAST: YouTube
RADIO: www.gobearkats.com
FOLLOW: @BearkatsMBB GoBearkats.com

WHAT TO CALL US

SAM HOUSTON

Although traditionally referred to as Sam Houston State, we ask that all media entities refer to our athletics teams as just **Sam Houston**. Please only use Sam Houston State University when referring to the University itself.

Please DO NOT use references such as Sam Houston St., Sam Hou St. or any other variations. Our teams, both male and female, are the Bearkats or just the Kats. Please do NOT capitalize the K unless using only Kats.

SAM HOUSTON

PREVIOUS GAME STARTERS



JUSTIN BEGG

MIN: 24.8
PPG: 12.5
FG%: 36.4
3FG%: 36.0
FT%: 100.0
APG: 5.6



JACOBE COLEMAN

MIN: 27.4
PPG: 15.3
FG%: 39.4
3FG%: 35.9
FT%: 91.7
RPG: 3.8



AIDAN MCDOWELL

MIN: 26.9
PPG: 14.7
FG%: 45.9
3FG%: 36.8
FT%: 69.2
RPG: 2.7



ENEL ST. BERNARD

MIN: 26.4
PPG: 6.8
FG%: 53.1
3FG%: 0.0
FT%: 36.8
RPG: 7.0



RICCARDO GREPPI

MIN: 17.6
PPG: 5.2
FG%: 66.7
FT%: 70.0
RPG: 4.7
BPG: 2.3

2026-27 SCHEDULE

NOVEMBER		
3	at Alabama	L, 74-96
7	**HOWARD PAYNE**	**W, 101-59**
11	**PEPPERDINE**	**W, 85-77**
13	at No. 3 Illinois	L, 86-108
17	at Wyoming	L, 79-81
20	at Boise State	W, 83-69
24	at Washington State	8 PM
28	**PAUL QUINN**	**2:30 PM**
DECEMBER		
4	at Rice	7 PM
9	vs Denver#	3 PM
12	at Nevada	9 PM
15	at Omaha	7:45 PM
19	at Utah	6 PM
27	**OUR LADY OF THE LAKE**	**2:30 PM**
31	**MISSOURI STATE***	**6:30 PM**
JANUARY		
2	**FIU***	**2:30 PM**
7	at Middle Tennessee*	6:30 PM
9	at Western Kentucky*	3 PM
14	**KENNESAW STATE***	**6:30 PM**
16	**JAX STATE***	**2:30 PM**
23	at NM State*	2 PM
28	at Liberty*	7:30 PM
30	at Delaware*	1 PM
FEBRUARY		
4	**WESTERN KENTUCKY***	**7 PM**
6	**MIDDLE TENNESSEE***	**2:30 PM**
11	at Jax State*	6 PM
13	at Kennesaw State*	1 PM
20	**NM STATE***	**1 PM**
25	**DELAWARE***	**6:30 PM**
27	**LIBERTY***	**3 PM**
MARCH		
4	at FIU*	6 PM
6	at Missouri State*	12 PM
	Conference USA Championships	
9-13^		TBA

All times are Central and subject to change
BOLD - Home game at Johnson Coliseum
- Kansas City, Mo.
* - CUSA game
^ - Propts Arena, Huntsville, Ala.

2026-27 BEARKAT ROSTER



NO.	NAME	POS.	HT.	WT.	CL.	HOMETOWN/PEVIOUS SCHOOL
1	Yoda Oke	G	6-7	210	Jr.	Fullerton, Calif./Sonora HS/Air Force
2	Jacobe Coleman	G	6-3	210	So.	Fort Smith, Ark./Dynamic Prep
3	Keller Partain	G	6-6	200	So.	Lubbock, Texas/Trinity Christian/Bethel CC
5	Justin Begg	G	6-0	185	Jr.	Houston/Episcopal HS/George Mason
6	Xavier Roberson	G	6-6	190	Fr.	Seguin, Michigan/Dynamic Prep
7	Zion Pipkin	G	6-1	185	Jr.	Legacy School of Sport Sciences/South Plains CC/Wichita State
8	Rylan Kelly	G	6-3	190	Fr.	Spring, Texas/Klein Oak HS
10	Enel St. Bernard	F	6-6	205	Sr.	Hartford Village, Greneda/Indiana State
11	Aidan McDowell	G	6-4	195	Jr.	Crete, Neb./Western Colorado
12	Matt Dann	F	7-1	240	So.	Oakville, Ontario/Fort Erie International
13	Nathan Nguyen	G	6-0	160	So.	Houston/St. Thomas Episcopal HS
18	Riccardo Greppi	F	6-10	255	Jr.	Lecco, Italy/Wisconsin
22	Mahliq Guiseppi-Kitson	G	6-6	220	Fr.	Scarborough, Ontario/United Scholastic Academy
25	Alex "AJ" Loustau	F	6-7	225	Fr.	Napa, Calif./Golden State Prep/Berkley HS
32	Cheikh Ndiaye	F	6-10	220	Jr.	Louga, Senegal/ Prestige Academy

Head Coach: Chris Mudge, 4th season
Assistant Coach: Angres Thorpe, 2nd season
Assistant Coach: Jake White, 4th season
Assistant Coach: Joe Kuligoski, 2nd season
Assistant Coach: Luke Pluymen, 2nd season
Director of Basketball Operations: Xavier Parter
Director of Player Development: Kasse Souleymane

Pronunciation Guide

1 Yoda Oke — YOH-duh (like the little green Jedi Master) Ah-key
8 Rylan Kelly — Rye-lan
10 Enel St. Bernard — E-nail St. Bernard (like the breed of Cujo the dog)
11 Aidan McDowell — A-dan
13 Nathan Nguyen — Nguyen (all he does is Win)
18 Riccardo Greppi — Ra-car-doe Grep-ee
22 Mahliq Guiseppi-Kitson – muh-LEEK jeh-SEP-ee KIT-sun
25 AJ Loustau — loo-STOW (think AJ has a loose toe)
32 Cheikh Ndiaye — Check (yes or no) N-Jia (like guy with a J)

2026-27 ALPHABETICAL ROSTER

NO.	NAME	POS.	HT.	CL.	EXP.	HOMETOWN / HS / PEVIOUS SCHOOL
1	Yoda Oke	G	6-7		Jr.	Fullerton, Calif./Sonora HS/Air Force
2	Jacobe Coleman	G	6-3	200	So.	Fort Smith, Ark./Dynamic Prep
3	Keller Partain	G	6-6		So.	Lubbock/Trinity Christian/Bethel CC
5	Justin Begg	G	6-0	185	Jr.	Houston/Episcopal HS/George Mason
6	Xavier Roberson	G	6-6		Fr.	Seguin, Michigan/Dynamic Prep
7	Zion Pipkin	G	6-1		Jr.	Legacy School of Sport Sciences/Wichita State
8	Rylan Kelly	G	6-3		Fr.	Spring, Texas/Klein Oak HS
10	Enel St. Bernard	F	6-6		Sr.	Harford Village, Grenada/Indiana State
11	Aidan McDowell	G	6-4	195	Jr.	Crete, Neb./Western Colorado
12	Matt Dann	F	7-1	250	So.	Oakville, Ontario/Fort Erie International
13	Nathan Nguyen	G	6-0	160	So.	Houston/St. Thomas Episcopal HS
18	Riccardo Greppi	F	6-10	255	Jr.	Lecco, Italy/Wisconsin
22	Mahliq Guiseppi–Kitson	G	6-6		Fr.	Scarborough, Ontario/United Scholastic Academy
25	Alec "AJ" Loustau	F	6-7		Fr.	Napa, California/Golden State Prep/Berkley HS
32	Cheikh Ndiaye	F	6-10	215	Jr.	Louga, Senegal/ Prestige Academy

BEARKAT TRANSFERS

NO.	NAME	PREVIOUS SCHOOL
1	Yoda Oke	Air Force
3	Keller Partain	Bethel CC
7	Zion Pipkin	Wichita State
10	Enel St. Bernard	Indiana State
11	Aidan McDowell	Western Colorado
18	Riccardo Greppi	Wisconsin

BEARKATS BY CLASS

SENIORS (1)
Enel St. Bernard

JUNIORS (6)
Yoda Oke
Justin Begg
Zion Pipkin
Aidan McDowell
Riccardo Greppi
Cheikh Ndiaye

SOPHOMORES (4)
Jacobe Coleman
Keller Partain
Matt Dann
Nathan Nguyen

FRESHMEN (4)
Xavier Roberson
Rylan Kelly
Mahliq Guiseppi-Kitson
AJ Loustau



Yoda Oke, Jr., G



Jacobe Coleman, So., G



Keller Partain, So., G



Justin Begg, Jr., G



Xavier Roberson, Fr., G



Zion Pipkin, Jr., G



Rylan Kelly, Fr., G



Enel St. Bernard, Sr., F



Aidan McDowell, Jr., G



Matt Dann, So., F



Nathan Nguyen, So., G



Riccardo Greppi, Jr., F



Guiseppi-Kitson, Fr., G



AJ Loustau, Fr., F



Cheikh Ndiaye, Jr., F


Chris Mudge


Angres Thorpe


Jake White


Joe Kuligoski


Luke Pluymen

SHSU QUICK FACTS

GENERAL INFORMATION

Location	Huntsville, Texas
Founded	1879
Enrollment	21,837
Nickname	Bearkats
Colors	Orange, White & Black
Affiliation	NCAA Division I
Conference	Conference USA
President	Dr. Alisa White
Director of Athletics	Bobby Williams

BERNARD G. JOHNSON COLISEUM

Year Opened	1976
Capacity	6,100
Record at Arena	442-167
Longest Winning Streak	22 Games (2002-2004)

HISTORY

First Year	1917-18
All-Time Record (106 seasons)	1,478-1,253
CUSA Record	32-22
WAC Record	27-9 (2 seasons)
Southland Record	339-260 (32 seasons)
Conference Championships	13
CUSA	1 - 2023
Southland	4 - 2019, 2010, 2003, 2000
Gulf Star	1 - 1986
Lone Star	6 - 1981, 1973, 1971, 1948, 1937, 1934
TAIA	1 - 1925

COACHING STAFF

Head Coach	Chris Mudge (4th season)
Alma Mater	Texas, 2006
School Record	59-46
Career Record	Same
Assistant Coach	Angres Thorpe (2nd season)
Alma Mater	St. Leo College
Assistant Coach	Jake White (4th season)
Alma Mater	UT Tyler, 2008
Assistant Coach	Joe Kuligoski (2nd season)
Alma Mater	Eastern Illinois
Assistant Coach	Luke Pluymen (2nd season)
Alma Mater	St. Edward's, 2020

TEAM INFORMATION

2025-26 Overall Record	22-12
CUSA Record/Finish	13-7/2nd
Postseason	CUSA Tournament, SF
Conference USA Titles	1, last 2023
Southland Conference Titles	4, last 2019
Southland Tournament Titles	2, last 2010
NCAA Tournament Appearances	2, last 2010
NIT Appearances	2, 2019 and 2023
Letterwinners Returning/Lost	4/8
Starters Returning/Lost	0/5
Newcomers	10

MEDIA RELATIONS

Assistant Director of Athletics Media (MBB Contact)	Cody Stark
Email	cstark@shsu.edu
Office Phone	(936) 294-2692
Cell Phone	(979) 229-3722
Website	GoBearkats.com

BEARKAT BYTES

KATS SADDLE BRONCOS TO END ROAD SKID

Sam Houston earned its first road win of the season with an 83-69 victory over double-digit favored Boise State at ExtraMile Arena on Nov. 20. The Bearkats (3-3) overcame a scoreless opening six minutes before finding their rhythm and taking control. Yoda Oke scored 18 points while going 5-for-6 from 3-point range, Aidan McDowell added 19 points and Jacobe Coleman chipped in 15. Justin Begg finished with nine points and seven assists. Sam Houston closed the first half on a 7-for-9 stretch from beyond the arc to take a 35-28 lead, then opened the second half with a 13-0 run to build a 20-point advantage. The Bearkats never led by fewer than 10 the rest of the way. Sam Houston dominated the glass 46-33 and held Boise State to 32 percent shooting from the field and 21 percent from 3-point range.

THE ROAD WELL TRAVELED

The Bearkats have a road-heavy schedule in nonconference for the second straight season. Sam Houston opened the season at No. Alabama and are about to play its fourth game away from Huntsville with previous stops at No. 3 Illioins, Wyoming and Boise State. With flights in and out of Houston, Dallas and Denver and buses rides inbetweem, Sam Houston will have already traveled more than 6,700 miles roundtrip after the game against Washington State.

BLOCK PARTY

Riccardo Greppi did not take long to put his name in the Sam Houston record book. The 6-10 Wisconsin transfer blocked 6 shots in the Bearkats' 81-79 road loss at Wyoming on Nov. 17, including two on the same possession. That puts him third all-time in single game blocked shots behind former All-Southland Conference center Eddy Fobbs, who holds the top two spots with 8 against Lamar on 12-28-02 and 7 against Binghamton on 11-20-04.

A HISTORIC NIGHT AT THE LINE

Sam Houston made 28 free throws in the second half of an 85-77 win over Pepperdine on Nov. 11, establishing a new program record for the most free throws made in either half since moving to the Division I level in 1987. The Bearkats finished 36 for 40 (90 percent) at the free throw line in an 85-77 victory over Pepperdine including a perfect 8 for 8 in the first half. Sam Houston made 10 consecutive free throws in the closing minutes to hold off the Wave's late rally.

Jacobe Coleman was perfect at the line, going 9 for 9, while Justin Begg and Yoda Oke went 7 for 7. Aidan McDowell added eight makes in 11 attempts.

SHSU VS POWER 4 OPPONENTS AND TOP 25

The Kats are 2-10 against Power 4 schools the past four seasons following losses at No. 3 Illinois on Nov. 13 and No. 20 Alabama on Nov. 3. Sam Houston had losses at Oklahoma State, No. 10 Texas Tech and Utah last season. The last win for the Bearkats was an upset of Oklahoma 52-51 in the opener of the 2022-23 season in Norman followed by a 65-55 victory at Utah on Nov. 15, 2022, in Salt Lake City. The Kats have also never defeated a team ranked in the top 25 of the polls.

BUILDING OFF A SOLID FOUNDATION

Junior Justin Begg and sophomore Jacobe Coleman made immediate impacts for Sam Houston in their first season in the orange and white a year ago. Coleman averaged 8.7 points per game, while Begg averaged 9.5 points and 3.63 assists before suffering a season ending injury 22 games in. Sophomore Matt Dann also stepped up his game as the season wore on. He averaged to 3.3 PPG, 2.8 boards and led the team with 25 blocks as injuries to the backcourt increased his minutes. Junior forward Cheikh Ndiaye also is back after missing all but one game in 2025-26.

PRESEASON AII-CONFERENCE KATS

Junior Justin Begg and sophomore Jacobe Coleman give the Bearkats a pair of preseason All-CUSA selections entering the season, with both guards returning after making significant contributions in 2025-26.

Begg served as Sam Houston's primary point guard before being injured during conference play, averaging 9.5 points per game while handing out 80 assists. He shot 39.9 percent from the field and 32.3 percent from 3-point range while contributing 2.6 rebounds per game.

Coleman provided a scoring punch and perimeter shooting during his freshman campaign, averaging 8.7 points per game as a true freshman coming off the bench. He shot 46.4 percent from the field and 37.8 percent from beyond the arc while averaging 2.5 rebounds per game. His ability to score efficiently from multiple spots on the floor added another dimension to the Bearkats' offense.

2026-27 CUSA PRESEASON POLL

1.	WKU (5)	94
2.	Kennesaw State (3)	90
3.	Liberty (2)	79
4.	Sam Houston	64
5.	Middle Tennessee	57
6.	NM State	56
7.	Jax State	36
8.	Missouri State	28
9.	FIU	25
10.	Delaware	21

First-place votes in parentheses as selected by head coaches.

BEARKAT HONOR ROLL

- **Chris Mudge** was named CUSA 2025-26 Co-Coach of the Year

- **Justin Begg** was named to the 2026-27 Preseason All-CUSA team

- **Jacobe Coleman** was named to the 2026-27 Preseason All-CUSA team

BEARKAT BYTES

CONTROLLING THE GLASS

The Bearkats were one of the top rebounding teams in the country last season as they are ranked 10th overall with 40.70 per contest and were 23rd in rebound margin at 6.8. They ranked 14th in the nation in offensive rebounds per game at 13.79.

Sam Houston returns four players who combined for 230 rebounds last season, accounting for 16.7% of the Bearkats' rebounding production from 2025-26. Jacobe Coleman led the returning group with 82 rebounds, followed by Matt Dann with 88, Justin Begg with 58 and Cheikh Ndiaye with two.

WAITING FOR THE NEXT WAVE OF REINFORCEMENTS

Sam Houston faces a major challenge this season, as the Bearkats must replace 78.5 percent of their offense from last season. With only Jacobe Coleman, Justin Begg, Matt Dann, and Cheikh Ndiaye returning, the team brings back just about 17.7 points per game, from a squad that averaged 82.3 points per game last season.

NEWCOMERS ASKED TO FILL THE VOID

The Bearkats did add some veteran depth from the transfer portal. Sam Houston brought in forward Yoda Oke from Air Force, guard Zion Pipkin who played at Wichita State, forward Enel St. Bernard who played at Indiana State and forward Riccardo Greppi who transferred from Wisconsin. Guard Keller Partain (Bethel College) and Aidan McDowell (Western Colorado) also bring collegiate playing experience to the table while freshmen Xavier Roberson, Rylan Kelly, Mahliq Guiseppi-Kitson and Alex Loustau figure to regularly contribute this season as well.

COACHES THINK BEARKATS ARE MIDDLE OF THE PACK

Sam Houston has been picked to finish fourth in the Conference USA men's basketball preseason poll. The Bearkats received 64 points in voting by the league's head coaches, placing them in the middle among the conference's 10 teams entering the 2026-27 season. Sam Houston is coming off a second-place finish in the league and an appearance in the NIT after going 22-12.

Western Kentucky was selected as the preseason favorite with 94 points and five first-place votes, followed by Kennesaw State with 90 points and three first-place votes. Liberty received two first-place votes and 79 points to finish third, while the Bearkats were fourth. Middle Tennessee was picked fifth with 57 points, followed by New Mexico State (56), Jacksonville State (36), Missouri State (28), FIU (25) and Delaware (21).

MUDGE NOTCHES 50TH WIN, 2ND 20-WIN SEASON IN THREE YEARS, named Co-CUSA Coach of Year

With a win over FIU on Feb. 26, 2026, third-year head coach Chris Mudge became the first head coach in school history to post two 20-win seasons in his first three years leading the program at the Division I level. Mudge also led Sam Houston to a 70-66 victory over UTEP on Feb. 4,2026, marking the 50th win of his young career. He tied as the fastest coach to reach 50 wins at the Division I level in program history with former head coach Bob Marlin (1998-2000). Both took 88 games to reach 50 wins with identical 50-38 records.

Mudge orchestrated one of the biggest turnarounds in CUSA last season to earn his second Coach of the Year honor in three years. The Bearkats went 13-7 in league after beginning 0-3 and finished second in the regular season after being picked to place ninth in the preseason poll. Sam Houston more than doubled its league win total from 2025, having gone just 6-12 in CUSA when the team finished ninth.

CUSA STANDINGS

Team	Conference	Pct.	PF	PA	Overall	Pct.	PF	PA
Delaware	0-0	.000	0.00	0.00	4-2	.667	80.67	64.17
FIU	0-0	.000	0.00	0.00	3-1	.750	89.25	76.75
Jacksonville St.	0-0	.000	0.00	0.00	3-3	.500	77.50	74.50
Kennesaw St.	0-0	.000	0.00	0.00	5-1	.833	94.83	71.17
Liberty	0-0	.000	0.00	0.00	4-1	.800	80.40	67.60
Middle Tenn.	0-0	.000	0.00	0.00	5-2	.714	79.00	75.29
Missouri St.	0-0	.000	0.00	0.00	5-0	1.000	79.20	62.60
New Mexico St.	0-0	.000	0.00	0.00	1-4	.200	65.80	78.40
Sam Houston	0-0	.000	0.00	0.00	3-3	.500	84.83	81.67
Western Ky.	0-0	.000	0.00	0.00	4-2	.667	80.50	64.83



The Bearkats won the Conference USA regular season championship in their first season in the league in 2023-24.

BEARKAT QUICK FACTS

The last time the Bearkats . . .

Scored 100 in a game
101 vs Howard Payne (W, 101-59), 11-7-26
Scored 90 points
93 vs Kennesaw State (W, 93-87), 1-21-26
Scored 80 points
83 vs Boise State (W, 83-69), 11-20-26

Shot more than 50% from floor
52.6% at Wyoming, 11-17-26
Shot more than 40%
47.3% at Boise State, 11-20-26

Shot more than 40% from 3
40.0% (8 for 20) at Wyoming, 11-17-26

Made 40 FGs
40 vs Howard Payne, 11-7-26

Made 15 or more 3s
15 at No. 20 Alabama, 11-3-26
Made 10 or more 3s
10 at at Boise State, 11-20-26

Shot 85% from FT
90% (36 for 40) vs Pepperdine, 11-11-26

Made 20 or more FTs in a half
28 vs Pepperdine, 11-11-26

Made 30 or more FTs in a game
36 (36 for 40, 90 percent) vs Pepperdine, 11-11-26

Held a team to less than 60 points
59 vs Howard Payne, 11-7-26

Held a team to less than 30% shooting
27.8% vs Howard Payne, 11-7-26

Held a team to less than 15% from 3
5.9% (1 for 17) at Louisiana Tech, 2-8-26
Less than 20%
20.0% vs Howard Payne, 11-7-26

Posted 40 or more rebounds
46 at Boise State, 11-20-26
50 or more
50 vs NM State, 3-11-26
60 or more
66 vs Howard Payne, 11-7-26

Held an opponent under 25 rebounds
24 vs FIU, 2-26-26
Less than 30
27 vs Jax State, 2-21-26

Went to OT
Lost at FIU 85-82 on 2-6-25
Won in OT
Won at Troy 88-86 on 12-20-23

Forced 20 or more turnovers
21 vs Dallas, 12-28-24

Had 10 or more steals
10 at FIU, 1-17-26
Had 15 or more steals
17 at Troy, 11-20-23

The last time a Bearkat . . .

Had a player score 20 or more points
Jacobe Coleman, 20 vs Pepperdine, 11-11-26
Aidan McDowell, 20 vs Pepperdine, 11-11-26
Had two players score 20 or more points
Jacobe Coleman, 20 vs Pepperdine, 11-11-26
Aidan McDowell, 20 vs Pepperdine, 11-11-26
Score 25 or more points
Isaiah Manning, 27 vs Biblical Studies, 12-28-25
Score 30 or more points
Lamar Wilkerson, 32 vs NM State, 3-8-25
Score 35 or more points
Zach Nutall, 36 vs SMU, 2020-21
Score 40 or more points
Seneca Wall, 45 vs UTA, 2000-01

Grab 10 or more rebounds
Enel St. Bernard, 10 vs Pepperdine, 11-11-26
15 or more
Kashie Natt, 16 vs NM State, 3-11-26

Dish out 10 or more assists
Justin Begg, 10 at No. 3 Illinois, 11-13-26
15 assists
Ashton Mitchell, 15 vs Wright State, 2008-09

Post a Double-Double
Justin Begg, 19 points and 10 assists at No. 3 Illinois, 11-13-26

Post 4 or more steals
Kashie Natt, 5 vs Kennesaw State, 3-13-26

Block 4 or more shots
Riccardo Greppi, 6 at Wyoming, 11-17-26

RECORD BOOK



THE MUDGE RECORD

Year	School	Record	Postseason
2023-24	Sam Houston	21-12	
2024-25	Sam Houston	13-19	
2025-26	Sam Houston	22-12	NIT
2026-27	Sam Houston	3-3	
CAREER RECORD		**59-46 (4th season)**	
SHSU RECORD			**Same**

Chris
MUDGE
Head Coach • 4th Season • Texas, 2006

On April 4, 2023, Director of Athletics Bobby Williams has announced the promotion of Chris Mudge to be the the 20th head coach for the Sam Houston men's basketball program.

The Bearkats won 20 games in his rookie campaign and the Conference USA regular season championship in the first season competing in the league with a 13-3 record in 2023-24. Sam Houston is 59-46 in four seasons under Mudge, who was named the league's Coach of the Year in 2023-24 and again in 2025-26 after leading the Kats to another 20-win season and second-place finish CUSA after the squad was picked to place ninth in the preseason poll.

Mudge was the first hire to former head coach Jason Hooten's staff in 2010 and has been a big part of one of the most successful stretches in program history. Over a 13-year span, the Bearkats won 261 games, a conference championship and earned six postseason appearances. In June of 2021 he was promoted to associate head coach.

While directing the recruiting efforts for the last nine years, Mudge played an integral part in bringing in 2022-23 WAC Player of the Year Qua Grant and first team WAC selection Savion Flagg in 2021-22, as well as 2019 Southland Player of the Year Cameron Delaney, SLC Newcomers of the Year — Jabari Peters (2014) and Kai Mitchell (2019) — and 2015 SLC Defensive Player of the Year Michael Holyfield.

Prior to joining the Bearkat staff, Mudge served as the assistant coach at Midland College for two years, helping lead the Chaparrals to a 63-7 record and back-to-back National Junior College Athletic Association (NJCAA) national top-10 rankings.

He is a graduate of Stony Point High School in Round Rock where he was the starting point guard and led his team to a top-10 ranking in the state.

Mudge earned his bachelor's degree in marketing in 2006 at the University of Texas where he served under head coach Rick Barnes with the Longhorn basketball team as head manager, recruiting assistant, camp coordinator and assistant video coordinator. After receiving his bachelor's degree, Mudge was elevated to graduate assistant with the Longhorns, where he helped work with future NBA stars such as Kevin Durant, LaMarcus Aldridge and P.J. Tucker.

Mudge and his wife, Lindsey, are the parents of two daughters, Jordan and Taylor, and a son, Colton. Lindsey is an accounting professor at Sam Houston.

2026-27 OVERALL STATS

OVERALL: 3-3 | CUSA: 0-0 | HOME: 2-0 | AWAY: 1-3 | NEUTRAL: 0-0

Game Records

Record	Overall	Home	Away	Neutral
ALL GAMES	3-3	2-0	1-3	0-0
CONFERENCE	0-0	0-0	0-0	0-0
NON-CONFERENCE	3-3	2-0	1-3	0-0

Score by Periods

Team	1st	2nd	OT	TOT
Sam Houston	234	275	0	509
Opponents	214	276	0	490

Team Box Score

No.	Player				Total		3-Point		F-Throw		Rebounds											
		GP-GS	MIN	AVG	FG-FGA	FG%	3FG-3FGA	3FG%	FT-FTA	FT%	OFF	DEF	TOT	AVG	PF	DQ	A	TO	BLK	STL	PTS	AVG
2	COLEMAN, Jacobe	6-6	164:16	27.4	28-71	.394	14-39	.359	22-24	.917	5	18	23	3.8	10	0	8	16	0	3	92	15.3
11	MCDOWELL, Aidan	6-6	161:11	26.9	28-61	.459	14-38	.368	18-26	.692	3	13	16	2.7	12	0	3	7	0	3	88	14.7
1	OKE, Yoda	5-0	108:19	21.7	19-35	.543	13-18	.722	14-17	.824	9	17	26	5.2	6	0	5	7	0	1	65	13.0
5	BEGG, Justin	6-6	148:52	24.8	24-66	.364	9-25	.360	18-18	1.000	4	22	26	4.3	13	0	34	16	0	5	75	12.5
10	ST. BERNARD, Enel	6-6	158:31	26.4	17-32	.531	0-3	.000	7-19	.368	15	27	42	7.0	6	0	16	9	7	9	41	6.8
12	DANN, Matt	5-1	53:19	10.7	14-19	.737	0-0	.000	3-5	.600	10	13	23	4.6	14	1	2	4	2	1	31	6.2
18	GREPPI, Riccardo	6-4	105:35	17.6	12-18	.667	0-0	.000	7-10	.700	5	23	28	4.7	16	0	10	4	14	1	31	5.2
7	PIPKIN, Zion	6-0	119:05	19.8	8-27	.296	6-19	.316	2-3	.667	1	15	16	2.7	9	0	15	18	0	8	24	4.0
22	GUISEPPI-KITSON, Mahliq	6-0	36:56	6.2	9-19	.474	1-5	.200	1-5	.200	7	8	15	2.5	6	0	0	4	0	0	20	3.3
8	KELLY, Rylan	5-0	39:15	7.8	4-7	.571	1-3	.333	6-9	.667	2	4	6	1.2	4	0	1	4	0	3	15	3.0
6	ROBERSON, Xavier	4-0	33:32	8.4	3-12	.250	1-6	.167	2-4	.500	0	6	6	1.5	0	0	2	2	0	0	9	2.3
32	NDIAYE, Cheikh	6-1	46:15	7.7	6-9	.667	0-0	.000	1-3	.333	5	10	15	2.5	16	1	2	5	2	1	13	2.2
13	NGUYEN, Nathan	1-0	07:10	7.2	1-1	1.000	0-0	.000	0-0	.000	0	1	1	1.0	0	0	1	1	0	0	2	2.0
25	LOUSTAU, Alec	2-0	10:36	5.3	1-2	.500	0-0	.000	1-2	.500	3	1	4	2.0	1	0	0	1	0	0	3	1.5
3	PARTAIN, Keller	1-0	07:10	7.2	0-4	.000	0-3	.000	0-0	.000	0	1	1	1.0	0	0	0	1	0	0	0	0.0
Team											9	11	20					2				
Total		**6**	**1200**		**174-383**	**.454**	**59-159**	**.371**	**102-145**	**.703**	**78**	**190**	**268**	**44.7**	**113**	**2**	**99**	**101**	**25**	**35**	**509**	**84.8**
Opponents		**6**	**1200**		**169-409**	**.413**	**54-178**	**.303**	**98-144**	**.681**	**75**	**147**	**222**	**37.0**	**125**	**2**	**82**	**64**	**25**	**65**	**490**	**81.7**

Team Statistics

	SHSU	OPP
Scoring	**509**	**490**
Points per game	84.8	81.7
Scoring margin	+3.2	-
Field goals-att	**174-383**	**169-409**
Field goal pct	.454	.413
3 point fg-att	**59-159**	**54-178**
3-point FG pct	.371	.303
3-pt FG made per game	9.8	9.0
Free throws-att	**102-145**	**98-144**
Free throw pct	.703	.681
F-Throws made per game	17.0	16.3
Rebounds	**268**	**222**
Rebounds per game	44.7	37.0
Rebounding margin	+7.7	-
Assists	**99**	**82**
Assists per game	16.5	13.7
Turnovers	**101**	**64**
Turnovers per game	16.8	10.7
Turnover margin	-6.2	-
Assist/turnover ratio	1.0	1.3
Steals	**35**	**65**
Steals per game	5.8	10.8
Blocks	**25**	**25**
Blocks per game	4.2	4.2
Winning streak	**1**	**-**
Home win streak	2	-
Attendance	**1933**	**38669**
Home games-Avg/Game	2-967	4-9667
Neutral site-Avg/Game	-	0-0

Team Results

Date	Opponent		Score	Att.
11/03/2026	at Alabama	L	74-96	11612
11/07/2026	Howard Payne	W	102-59	833
11/11/2026	Pepperdine	W	85-77	1100
11/13/2026	at Illinois	L	86-108	15544
11/17/2026	at Wyoming	L	79-81	3021
11/20/2026	at Boise St.	W	83-69	8492

2026-27 CUSA ONLY STATS

OVERALL: 3-3 | CUSA: 0-0 | HOME: 2-0 | AWAY: 1-3 | NEUTRAL: 0-0

PREVIOUS GAME BOX

SAM HOUSTON 83, BOISE STATE 69

Official Basketball Box Score - Final

Sam Houston at Boise St.

11/20/26 ExtraMile Arena, Boise

2026-27 Men's Basketball

Game Time: 7:00 PM
Game Duration: 2:22
Attendance: 8,492

Officials:

Sam Houston - 83 **Record: 3-3**

NO.	Name		Min	FG M-A	3P M-A	FT M-A	Rebounds OR	DR	TOT	Fouls PF	FD	TP	AS	TO	ST	Blocks BS	BA	+/-
10	Enel St. Bernard	F	26:53	2-5	0-0	1-3	3	6	9	3	4	5	2	2	1	1	2	6
18	Riccardo Greppi	F	17:06	2-3	0-0	1-1	1	4	5	4	2	5	0	0	0	1	0	2
2	Jacobe Coleman	G	28:26	3-12	0-6	9-11	0	4	4	1	7	15	2	4	3	0	0	22
5	Justin Begg	G	22:51	3-8	1-4	2-2	1	2	3	4	1	9	7	5	1	0	0	27
11	Aidan McDowell	G	25:35	6-10	3-6	4-5	0	1	1	1	3	19	0	0	0	0	0	8
1	Yoda Oke		25:34	5-7	5-6	3-4	1	2	3	1	3	18	2	2	0	0	0	6
7	Zion Pipkin		23:30	1-4	1-4	0-0	0	3	3	2	1	3	4	3	1	0	0	-9
12	Matt Dann		10:47	3-3	0-0	0-0	1	5	6	3	0	6	1	4	0	1	0	4
22	Mahliq Guiseppi-Kitson		02:11	0-0	0-0	0-0	0	1	1	0	0	0	0	1	0	0	0	-2
32	Cheikh Ndiaye		09:34	1-3	0-0	0-0	2	3	5	5	0	2	1	1	0	1	0	7
6	Xavier Roberson		02:22	0-0	0-0	0-0	0	0	0	0	1	0	0	0	0	0	0	-1
8	Rylan Kelly		05:11	0-0	0-0	1-2	0	2	2	1	1	1	0	0	1	0	0	0
Team							0	4	4	0		0		1				
Totals				26-55	10-26	21-28	9	37	46	25	23	83	19	23	7	4	2	14

Major Fouls: NONE

Shooting By Period			
1st	FG%	11-25	44.0%
	3PT%	7-15	46.7%
	FT%	6-8	75%
2nd	FG%	15-30	50.0%
	3PT%	3-11	27.3%
	FT%	15-20	75%
GM	FG%	26-55	47.3%
	3PT%	10-26	38.5%
	FT%	21-28	75.0%

Dead Ball Rebounds: 4, 1

Boise St. - 69 **Record: 3-2**

NO.	Name		Min	FG M-A	3P M-A	FT M-A	Rebounds OR	DR	TOT	Fouls PF	FD	TP	AS	TO	ST	Blocks BS	BA	+/-
13	Dovydas Butka	F	30:44	5-10	1-2	6-11	3	4	7	3	8	17	1	5	4	0	0	-6
16	Spencer Ahrens	F	26:57	2-6	0-3	0-2	3	1	4	5	1	4	0	2	3	1	0	-10
1	Aginaldo Neto	G	28:13	3-16	0-4	5-7	3	1	4	4	6	11	2	3	1	0	3	-10
10	Damari Wheeler-Thomas	G	30:41	3-10	1-6	5-8	0	4	4	4	7	12	4	1	4	0	0	-10
11	Rayzhon Bergersen	G	19:02	0-2	0-2	0-0	0	1	1	2	0	0	1	1	1	0	0	-10
6	Pearson Carmichael		25:52	3-10	2-5	3-3	1	3	4	4	2	11	2	1	2	0	1	-4
0	Julian Bowie		15:26	4-7	1-3	0-0	0	0	0	1	0	9	0	0	0	0	0	-12
30	Ethan Lathan		03:09	0-0	0-0	2-2	0	0	0	0	1	2	0	0	0	0	0	-5
7	Jerquarius Stanback		11:16	0-1	0-1	0-0	1	1	2	0	0	0	0	1	0	1	0	2
35	Jikany Deang		02:50	1-2	1-2	0-0	0	1	1	0	0	3	0	0	0	0	0	0
3	Bhan Buom		05:49	0-1	0-0	0-0	1	1	2	0	0	0	0	1	0	0	0	-5
Team							0	4	4	0		0		0				
Totals				21-65	6-28	21-33	12	21	33	23	25	69	10	15	15	2	4	-14

Major Fouls: NONE

Shooting By Period			
1st	FG%	9-29	31.0%
	3PT%	3-12	25.0%
	FT%	7-10	70%
2nd	FG%	12-36	33.3%
	3PT%	3-16	18.8%
	FT%	14-23	60.9%
GM	FG%	21-65	32.3%
	3PT%	6-28	21.4%
	FT%	21-33	63.6%

Dead Ball Rebounds: 6, 2

	SHS	BOI
Biggest lead	21 (2nd 15:50)	5 (1st 14:06)
Best Scoring Run	19 (2nd 16:52)	6 (1st 5:17)
Lead Changes	7	
Times Tied	4	
Time with Lead	27:57	07:33

Points from	SHS	BOI
Turnovers	19	22
Paint	32	28
Second Chance	7	14
Fast Breaks	15	12
Bench	30	25

Period by Period Scoring	1st	2nd	TOT
SHS	35	48	83
BOI	28	41	69

2026-27 CUSA LEADERS

OVERALL: 3-3 | CUSA: 0-0 | HOME: 2-0 | AWAY: 1-3 | NEUTRAL: 0-0

To be ranked, a player must appear in at least 75.0% of their team's games.

Scoring

	Player	G	FG	3FG	FT	Pts	AVG
1.	Beamer, Trey - FIU	4	34	5	11	84	21.00
2.	Williams Jr, Trey - MOST	5	34	18	15	101	20.20
3.	Saine Jr., Tijan - FIU	4	25	13	16	79	19.75
4.	Bailey III, Chuck - UD	6	41	18	18	118	19.67
	Moore, Teagan - WestKy	6	41	5	31	118	19.67
6.	Thomas II, Avery - KennSt	5	30	16	11	87	17.40
7.	Barnett, Quintero - MTSU	7	42	17	19	120	17.14
8.	Sancomb, Eli - Lib	5	30	5	19	84	16.80
9.	Acimovic, Andrej - MOST	5	30	4	17	81	16.20
10.	Coleman, Jacobe - SHSU	6	28	14	22	92	15.33
11.	Carter, Jahvin - MTSU	7	31	7	38	107	15.29
12.	Stiemke, Jordan - JSU	6	28	20	14	90	15.00
	Carter, Zander - Lib	5	30	8	7	75	15.00
14.	McDowell, Aidan - SHSU	6	28	14	18	88	14.67
15.	Lavrenov, Mark - NMSU	5	17	4	30	68	13.60
16.	Lockett Jr., Chris - JSU	6	28	12	13	81	13.50
17.	Harris-Smith, DeShawn - UD	6	28	1	21	78	13.00
	Theophile, Kyler - KennSt	6	25	10	18	78	13.00
	Campbell, Cooper - Lib	5	23	8	11	65	13.00
	Oke, Yoda - SHSU	5	19	13	14	65	13.00

Rebounding

	Player	G	Off	Def	Total	AVG
1.	Sancomb, Eli - Lib	5	13	31	44	8.80
2.	Nzeh, Kachi - UD	6	14	31	45	7.50
3.	Croley, Ethan - JSU	6	15	28	43	7.17
4.	Harris-Smith, DeShawn - UD	6	9	33	42	7.00
	St. Bernard, Enel - SHSU	6	15	27	42	7.00
	Taylor, Amir - KennSt	6	16	26	42	7.00
	Thomas II, Avery - KennSt	5	10	25	35	7.00
8.	Boone, Armelo - WestKy	6	10	31	41	6.83
9.	N'Diaye, Seydina - FIU	4	6	20	26	6.50
10.	Acimovic, Andrej - MOST	5	8	23	31	6.20
11.	Naveh, Ofri - MTSU	7	10	33	43	6.14
12.	Román, Justin - FIU	4	5	19	24	6.00
13.	Theophile, Kyler - KennSt	6	6	28	34	5.67
14.	Lavrenov, Mark - NMSU	5	11	17	28	5.60
15.	Beaumont, CJ - KennSt	5	10	17	27	5.40
16.	Oke, Yoda - SHSU	5	9	17	26	5.20
17.	Carter, Zander - Lib	5	3	22	25	5.00
	Diongue, Adrame - NMSU	5	8	17	25	5.00
19.	Solano, Steven - UD	6	7	21	28	4.67
	Greppi, Riccardo - SHSU	6	5	23	28	4.67

Field Goal Percentage (Minimum 5 FGM/G average)

	Player	G	FGM	FGA	Pct.
1.	Acimovic, Andrej - MOST	5	30	53	.566
2.	Carter, Zander - Lib	5	30	55	.545
3.	Moore, Teagan - WestKy	6	41	78	.526
4.	Thomas II, Avery - KennSt	5	30	58	.517
5.	Williams Jr, Trey - MOST	5	34	66	.515
6.	Barnett, Quintero - MTSU	7	42	83	.506
7.	Saine Jr., Tijan - FIU	4	25	50	.500
8.	Bailey III, Chuck - UD	6	41	83	.494
9.	Beamer, Trey - FIU	4	34	69	.493
10.	Sancomb, Eli - Lib	5	30	64	.469

Assists

	Player	G	No.	AVG
1.	Williams Jr, Trey - MOST	5	32	6.40
2.	Carter, Jahvin - MTSU	7	44	6.29
3.	Begg, Justin - SHSU	6	34	5.67
4.	Lockett Jr., Chris - JSU	6	33	5.50
	Harris-Smith, DeShawn - UD	6	33	5.50
6.	Young, Sharron - WestKy	6	30	5.00
7.	Campbell, Cooper - Lib	5	23	4.60
8.	Caulker, Corey - FIU	4	15	3.75
9.	Hill, Jacoby - KennSt	6	22	3.67
10.	Petronio, Nick - UD	6	21	3.50
11.	Sancomb, Eli - Lib	5	17	3.40
12.	Carter, Zander - Lib	5	16	3.20
13.	Pickens, Gabe - NMSU	5	15	3.00
14.	Román, Justin - FIU	4	11	2.75
15.	St. Bernard, Enel - SHSU	6	16	2.67
	Boone, Armelo - WestKy	6	16	2.67

2026-27 OVERALL STATS

OVERALL: 3-3 | CUSA: 0-0 | HOME: 2-0 | AWAY: 1-3 | NEUTRAL: 0-0

2026-27 CUSA Men's Basketball
Individual Statistics
All games

as of Nov 22, 2026

Free Throw Percentage (Minimum 2.5 FTM/G average)

	Player	G	FTM	FTA	Pct.
1.	Begg, Justin - SHSU	6	18	18	1.000
2.	Hackman, LJ - WestKy	6	29	30	.967
3.	Robinson, KK - NMSU	5	17	18	.944
4.	Williams Jr, Trey - MOST	5	15	16	.938
5.	Coleman, Jacobe - SHSU	6	22	24	.917
	Beamer, Trey - FIU	4	11	12	.917
7.	Bailey III, Chuck - UD	6	18	20	.900
8.	Dudley, DJ - NMSU	5	16	18	.889
9.	Barnett, Quintero - MTSU	7	19	22	.864
10.	Lavrenov, Mark - NMSU	5	30	35	.857
11.	Saine Jr., Tijan - FIU	4	16	19	.842
12.	Carter, Jahvin - MTSU	7	38	46	.826
	Sancomb, Eli - Lib	5	19	23	.826
14.	Washington, Jermaine - NMSU	5	14	17	.824
	Oke, Yoda - SHSU	5	14	17	.824

Steals

	Player	G	No.	AVG
1.	Young, Sharron - WestKy	6	16	2.67
2.	Beamer, Trey - FIU	4	9	2.25
3.	Moore, Teagan - WestKy	6	13	2.17
4.	Harris-Smith, DeShawn - UD	6	12	2.00
	Boone, Armelo - WestKy	6	12	2.00
6.	Petronio, Nick - UD	6	10	1.67
7.	Carter, Zander - Lib	5	8	1.60
	Thomas II, Avery - KennSt	5	8	1.60
9.	Naveh, Ofri - MTSU	7	11	1.57
	Carter, Jahvin - MTSU	7	11	1.57
11.	Daniels, Antwane - KennSt	6	9	1.50
	Hackman, LJ - WestKy	6	9	1.50
	St. Bernard, Enel - SHSU	6	9	1.50
14.	Barnett, Quintero - MTSU	7	10	1.43
15.	Williams Jr, Trey - MOST	5	7	1.40
	Sancomb, Eli - Lib	5	7	1.40
	Campbell, Cooper - Lib	5	7	1.40

3-Point FG Percentage (Minimum 2.5 3FG/G average)

	Player	G	3FG	3FGA	Pct.
1.	Oke, Yoda - SHSU	5	13	18	.722
2.	Cunningham, Melakih - MOST	5	13	23	.565
3.	Petronio, Nick - UD	6	18	34	.529
4.	Bailey III, Chuck - UD	6	18	36	.500
5.	Williams Jr, Trey - MOST	5	18	38	.474
6.	Whitlock, Marcus - MTSU	6	16	34	.471
7.	Saine Jr., Tijan - FIU	4	13	31	.419
8.	Thomas II, Avery - KennSt	5	16	39	.410
9.	Stiemke, Jordan - JSU	6	20	50	.400

3-Point FG Made

	Player	G	3FG	Avg
1.	Williams Jr, Trey - MOST	5	18	3.60
2.	Stiemke, Jordan - JSU	6	20	3.33
3.	Saine Jr., Tijan - FIU	4	13	3.25
4.	Thomas II, Avery - KennSt	5	16	3.20
5.	Bailey III, Chuck - UD	6	18	3.00
	Petronio, Nick - UD	6	18	3.00
7.	Whitlock, Marcus - MTSU	6	16	2.67
8.	Oke, Yoda - SHSU	5	13	2.60
	Cunningham, Melakih - MOST	5	13	2.60
10.	Barnett, Quintero - MTSU	7	17	2.43
11.	Washington, Jermaine - NMSU	5	12	2.40
12.	Young, Sharron - WestKy	6	14	2.33
	McDowell, Aidan - SHSU	6	14	2.33
	Coleman, Jacobe - SHSU	6	14	2.33
15.	Lockett Jr., Chris - JSU	6	12	2.00
	Cunningham, Naas - JSU	6	12	2.00

2026-27 OVERALL STATS

OVERALL: 3-3 | CUSA: 0-0 | HOME: 2-0 | AWAY: 1-3 | NEUTRAL: 0-0

2026-27 CUSA Men's Basketball
Individual Statistics
All games

as of Nov 22, 2026

Blocked Shots

	Player	G	No.	AVG
1.	Ruey, Ngundeng - MOST	5	13	2.60
2.	N'Diaye, Seydina - FIU	4	10	2.50
3.	Greppi, Riccardo - SHSU	6	14	2.33
4.	Acimovic, Andrej - MOST	5	10	2.00
5.	Boone, Cameron - MOST	5	9	1.80
6.	Thompson, Christian - MOST	5	8	1.60
7.	Siler, Kaleb - MTSU	7	11	1.57
8.	Diongue, Adrame - NMSU	5	7	1.40
9.	Mendy, Noah - FIU	4	5	1.25
	Román, Justin - FIU	4	5	1.25
11.	Thomas II, Avery - KennSt	5	6	1.20
12.	Nzeh, Kachi - UD	6	7	1.17
	St. Bernard, Enel - SHSU	6	7	1.17
	Polk, Kash - JSU	6	7	1.17
15.	Cunningham, Naas - JSU	6	6	1.00
	Drain, TJ - Lib	4	4	1.00

Assist/Turnover Ratio (Minimum 3 AST/G average)

	Player	G	Ast.	T/O	Ratio
1.	Carter, Jahvin - MTSU	7	44	8	5.50
2.	Campbell, Cooper - Lib	5	23	5	4.60
3.	Young, Sharron - WestKy	6	30	7	4.29
4.	Petronio, Nick - UD	6	21	5	4.20
5.	Caulker, Corey - FIU	4	15	5	3.00
6.	Williams Jr, Trey - MOST	5	32	11	2.91
7.	Lockett Jr., Chris - JSU	6	33	12	2.75
8.	Carter, Zander - Lib	5	16	6	2.67
9.	Harris-Smith, DeShawn - UD	6	33	13	2.54
10.	Hill, Jacoby - KennSt	6	22	10	2.20
11.	Begg, Justin - SHSU	6	34	16	2.13
	Sancomb, Eli - Lib	5	17	8	2.13
13.	Pickens, Gabe - NMSU	5	15	9	1.67

Offensive Rebounds

	Player	G	No.	AVG
1.	Taylor, Amir - KennSt	6	16	2.67
2.	Sancomb, Eli - Lib	5	13	2.60
3.	St. Bernard, Enel - SHSU	6	15	2.50
	Croley, Ethan - JSU	6	15	2.50
5.	Egbuna, Favour - UD	5	12	2.40
6.	Nzeh, Kachi - UD	6	14	2.33
7.	Lavrenov, Mark - NMSU	5	11	2.20
	Simpson, Trey - KennSt	5	11	2.20
9.	Konare, Moussa - WestKy	6	13	2.17
10.	Beaumont, CJ - KennSt	5	10	2.00
	Thomas II, Avery - KennSt	5	10	2.00
	Dann, Matt - SHSU	5	10	2.00
	Mendy, Noah - FIU	4	8	2.00
14.	Oke, Yoda - SHSU	5	9	1.80
15.	Boone, Armelo - WestKy	6	10	1.67
	Polk, Kash - JSU	6	10	1.67

Defensive Rebounds

	Player	G	No.	AVG
1.	Sancomb, Eli - Lib	5	31	6.20
2.	Harris-Smith, DeShawn - UD	6	33	5.50
3.	Nzeh, Kachi - UD	6	31	5.17
	Boone, Armelo - WestKy	6	31	5.17
5.	Thomas II, Avery - KennSt	5	25	5.00
	N'Diaye, Seydina - FIU	4	20	5.00
7.	Román, Justin - FIU	4	19	4.75
8.	Naveh, Ofri - MTSU	7	33	4.71
9.	Croley, Ethan - JSU	6	28	4.67
	Theophile, Kyler - KennSt	6	28	4.67
11.	Acimovic, Andrej - MOST	5	23	4.60
12.	St. Bernard, Enel - SHSU	6	27	4.50
13.	Carter, Zander - Lib	5	22	4.40
14.	Taylor, Amir - KennSt	6	26	4.33
15.	Bailey III, Chuck - UD	6	23	3.83
	Greppi, Riccardo - SHSU	6	23	3.83



YODA
OKE
G/F • 6-7 • 210 lbs • Jr.-TR • Fullerton, Calif. (Sonora HS/Fullerton CC/Air Force)

GAME-BY-GAME STATISTICS

#1 OKE, Yoda

				Total		3-Pointers		Free throws		Rebounds										
Opponent	Date	GS	MIN	FG-FGA	PCT	3FG-3FGA	PCT	FT-FTA	PCT	OFF	DEF	TOT	AVG	PF	A	TO	BLK	STL	PTS	AVG
Howard Payne	11/07/2026		07:24	1-3	.333	0-1	.000	2-2	1.000	0	5	5	5.0	1	1	0	0	0	4	4.0
Pepperdine	11/11/2026		25:26	3-7	.429	1-2	.500	7-7	1.000	3	5	8	6.5	2	0	2	0	0	14	9.0
at Illinois	11/13/2026		21:41	4-8	.500	4-5	.800	2-3	.667	3	2	5	6.0	0	1	2	0	0	14	10.7
at Wyoming	11/17/2026		28:14	6-10	.600	3-4	.750	0-1	.000	2	3	5	5.8	2	1	1	0	1	15	11.8
at Boise St.	11/20/2026		25:34	5-7	.714	5-6	.833	3-4	.750	1	2	3	5.2	1	2	2	0	0	18	13.0
Totals		**0**	**108:19**	**19-35**	**.543**	**13-18**	**.722**	**14-17**	**.824**	**9**	**17**	**26**	**5.2**	**6**	**5**	**7**	**0**	**1**	**65**	**13.0**

Player Averages

Games Played	Minutes/ game	Points/ game	FG Pct	3FG Pct	FT Pct	Rebounds/ game	Assists/ game	Turnovers/ game	Assist/Turnover ratio	Steals/ game	Blocks/ game
5	21.7	13.0	54.3	72.2	82.4	5.2	1.0	1.4	0.7	0.2	0.0

OKE

Season Highs

Points: 18 at Boise State, 11-20-26
Made 3s: 5 at Boise State, 11-20-26
Rebounds: 8 vs Pepperdine, 11-11-26
Assists: 2 at Boise State, 11-20-26
Steals: 1 at Wyoming, 11-17-26

CAREER STATISTICS

OKE, Yoda

				Field Goals		3-Point		F-Throws		Rebounds									Scoring	
SEASON	TEAM	GP-GS	MIN/AVG	FG-FGA	FG%	3FG-3FGA	3FG%	FT-FTA	FT%	OFF	DEF	TOT	AVG	PF-FO	A	TO	BLK	STL	PTS	AVG
2024-25	USAFA	13-0	103/7.9	10-26	.385	3-13	.231	7-14	.500	6	27	33	2.5	5-0	6	6	0	2	30	2.3
2026-27	SHSU	5-0	108/21.7	19-35	.543	13-18	.722	14-17	.824	9	17	26	5.2	6-0	5	7	0	1	65	13.0
TOTAL FOR SHSU		**5-0**	**108/21.7**	**19-35**	**.543**	**13-18**	**.722**	**14-17**	**.824**	**9**	**17**	**26**	**5.2**	**6-0**	**5**	**7**	**0**	**1**	**65**	**13.0**
TOTAL		**18-0**	**211/11.7**	**29-61**	**.475**	**16-31**	**.516**	**21-31**	**.677**	**15**	**44**	**59**	**3.3**	**11-0**	**11**	**13**	**0**	**3**	**95**	**5.3**

Single Game Highs

Statistic	Value	
Points	18	at Boise St. 11/20/26
Rebounds	8	vs Pepperdine 11/11/26
Assists	3	vs San Diego St. 01/22/25
Steals	1	vs UNLV 12/31/24, at Wyoming 02/18/25, at Wyoming 11/17/26
FG Made	6	at Wyoming 11/17/26
FG Attempts	10	at Wyoming 11/17/26
3FG Made	5	at Boise St. 11/20/26
3FG Attempts	6	at Boise St. 11/20/26
FT Made	7	vs Pepperdine 11/11/26
FT Attempts	7	vs Pepperdine 11/11/26

JACOBE COLEMAN

G • 6-3 • 210 lbs • So.-1L • Fort Smith, Arkansas (Dynamic Prep)



GAME-BY-GAME STATISTICS

#2 COLEMAN, Jacobe

				Total		3-Pointers		Free throws		Rebounds										
Opponent	Date	GS	MIN	FG-FGA	PCT	3FG-3FGA	PCT	FT-FTA	PCT	OFF	DEF	TOT	AVG	PF	A	TO	BLK	STL	PTS	AVG
at Alabama	11/03/2026	*	31:25	5-15	.333	4-10	.400	2-2	1.000	1	5	6	6.0	2	1	4	0	0	16	16.0
Howard Payne	11/07/2026	*	19:53	5-11	.455	3-6	.500	0-0	.000	1	2	3	4.5	0	2	1	0	0	13	14.5
Pepperdine	11/11/2026	*	27:48	5-12	.417	1-4	.250	9-9	1.000	1	3	4	4.3	1	0	2	0	0	20	16.3
at Illinois	11/13/2026	*	25:54	4-10	.400	3-8	.375	0-0	.000	1	2	3	4.0	3	1	1	0	0	11	15.0
at Wyoming	11/17/2026	*	30:50	6-11	.545	3-5	.600	2-2	1.000	1	2	3	3.8	3	2	4	0	0	17	15.4
at Boise St.	11/20/2026	*	28:26	3-12	.250	0-6	.000	9-11	.818	0	4	4	3.8	1	2	4	0	3	15	15.3
Totals		**6**	**164:16**	**28-71**	**.394**	**14-39**	**.359**	**22-24**	**.917**	**5**	**18**	**23**	**3.8**	**10**	**8**	**16**	**0**	**3**	**92**	**15.3**

Player Averages

Games Played	Minutes/ game	Points/ game	FG Pct	3FG Pct	FT Pct	Rebounds/ game	Assists/ game	Turnovers/ game	Assist/Turnover ratio	Steals/ game	Blocks/ game
6	27.4	15.3	39.4	35.9	91.7	3.8	1.3	2.7	0.5	0.5	0.0

COLEMAN

Season Highs

Points: 20 vs Pepperdine, 11-11-26
Made 3s: 4 at No. 20 Alabama, 11-3-26
Rebounds: 6 at No. 20 Alabama, 11-3-26
Assists: 2 three times
Steals: 3 at Boise State, 11-20-26

CAREER STATISTICS

COLEMAN, Jacobe

				Field Goals		3-Point		F-Throws		Rebounds								Scoring	
SEASON	TEAM	GP-GS	MIN/AVG	FG-FGA	FG%	3FG-3FGA	3FG%	FT-FTA	FT%	OFF	DEF	TOT	AVG	PF-FO	A	TO	BLK	STL	PTS	AVG
2025-26	SHSU	33-3	718/21.7	108-233	.464	45-119	.378	27-39	.692	26	56	82	2.5	49-1	52	31	0	16	288	8.7
2026-27	SHSU	6-6	164/27.4	28-71	.394	14-39	.359	22-24	.917	5	18	23	3.8	10-0	8	16	0	3	92	15.3
TOTAL		**39-9**	**882/22.6**	**136-304**	**.447**	**59-158**	**.373**	**49-63**	**.778**	**31**	**74**	**105**	**2.7**	**59-1**	**60**	**47**	**0**	**19**	**380**	**9.7**

Single Game Highs

Statistic	Value	
Points	20	vs Pepperdine 11/11/26
Rebounds	8	vs Middle Tenn. 02/18/26
Assists	6	at Delaware 03/05/26, vs Biblical Stud. (TX) 12/28/25
Steals	3	vs Idaho St. 11/26/25, at Boise St. 11/20/26
FG Made	8	vs LeTourneau 11/03/25
FG Attempts	19	vs Kennesaw St. 03/13/26
3FG Made	5	at Louisiana Tech 02/07/26, at Delaware 03/05/26, vs Idaho 11/28/25
3FG Attempts	14	vs Kennesaw St. 03/13/26
FT Made	9	at Boise St. 11/20/26, vs Pepperdine 11/11/26
FT Attempts	11	at Boise St. 11/20/26



KELLER
PARTAIN
G • 6-6 • 200 lbs • So.-TR • Lubbock, Texas (Trinity HS/Bethel College)

PARTAIN

Season Highs

Points:
Rebounds: 1 vs Howard Payne 11/7/26
Assists:
Blocks:

GAME-BY-GAME STATISTICS

#3 PARTAIN, Keller

				Total		3-Pointers		Free throws		Rebounds										
Opponent	Date	GS	MIN	FG-FGA	PCT	3FG-3FGA	PCT	FT-FTA	PCT	OFF	DEF	TOT	AVG	PF	A	TO	BLK	STL	PTS	AVG
Howard Payne	11/07/2026		07:10	0-4	.000	0-3	.000	0-0	.000	0	1	1	1.0	0	0	1	0	0	0	0.0
Totals		**0**	**07:10**	**0-4**	**.000**	**0-3**	**.000**	**0-0**	**.000**	**0**	**1**	**1**	**1.0**	**0**	**0**	**1**	**0**	**0**	**0**	**0.0**

Player Averages

Games Played	Minutes/ game	Points/ game	FG Pct	3FG Pct	FT Pct	Rebounds/ game	Assists/ game	Turnovers/ game	Assist/Turnover ratio	Steals/ game	Blocks/ game
1	7.2	0.0	0.0	0.0	0.0	1.0	0.0	1.0	0.0	0.0	0.0

CAREER STATISTICS

PARTAIN, Keller

				Field Goals		3-Point		F-Throws		Rebounds									Scoring	
SEASON	TEAM	GP-GS	MIN/AVG	FG-FGA	FG%	3FG-3FGA	3FG%	FT-FTA	FT%	OFF	DEF	TOT	AVG	PF-FO	A	TO	BLK	STL	PTS	AVG
2026-27	SHSU	1-0	7/7.2	0-4	.000	0-3	.000	0-0	.000	0	1	1	1.0	0-0	0	1	0	0	0	0.0
TOTAL		**1-0**	**7/7.2**	**0-4**	**.000**	**0-3**	**.000**	**0-0**	**.000**	**0**	**1**	**1**	**1.0**	**0-0**	**0**	**1**	**0**	**0**	**0**	**0.0**

Single Game Highs

Statistic	Value	
Rebounds	1	vs Howard Payne 11/07/26
FG Attempts	4	vs Howard Payne 11/07/26
3FG Attempts	3	vs Howard Payne 11/07/26

JUSTIN BEGG

Guard • 6-0 • 190 lbs • Jr. • Houston (Episcopal HS / George Mason)



GAME-BY-GAME STATISTICS

#5 BEGG, Justin

				Total		3-Pointers		Free throws		Rebounds										
Opponent	Date	GS	MIN	FG-FGA	PCT	3FG-3FGA	PCT	FT-FTA	PCT	OFF	DEF	TOT	AVG	PF	A	TO	BLK	STL	PTS	AVG
at Alabama	11/03/2026	*	26:48	5-11	.455	3-5	.600	0-0	.000	1	3	4	4.0	2	4	3	0	0	13	13.0
Howard Payne	11/07/2026	*	19:53	2-5	.400	1-3	.333	0-0	.000	1	3	4	4.0	0	8	2	0	1	5	9.0
Pepperdine	11/11/2026	*	25:31	3-14	.214	0-3	.000	7-7	1.000	0	5	5	4.3	1	2	0	0	2	13	10.3
at Illinois	11/13/2026	*	29:06	6-18	.333	2-6	.333	5-5	1.000	1	4	5	4.5	2	10	3	0	1	19	12.5
at Wyoming	11/17/2026	*	24:42	5-10	.500	2-4	.500	4-4	1.000	0	5	5	4.6	4	3	3	0	0	16	13.2
at Boise St.	11/20/2026	*	22:51	3-8	.375	1-4	.250	2-2	1.000	1	2	3	4.3	4	7	5	0	1	9	12.5
Totals		**6**	**148:52**	**24-66**	**.364**	**9-25**	**.360**	**18-18**	**1.000**	**4**	**22**	**26**	**4.3**	**13**	**34**	**16**	**0**	**5**	**75**	**12.5**

Player Averages

Games Played	Minutes/ game	Points/ game	FG Pct	3FG Pct	FT Pct	Rebounds/ game	Assists/ game	Turnovers/ game	Assist/Turnover ratio	Steals/ game	Blocks/ game
6	24.8	12.5	36.4	36.0	100.0	4.3	5.7	2.7	2.1	0.8	0.0

BEGG

Season Highs

Points: 19 at No. 3 Illinois 11-13-26
Made 3s: 3 at No. 20 Alabama, 11-3-26
Rebounds: 5 three times
Assists: 10 at No. 3 Illinois 11-13-26
Steals: 2 vs Pepperdine, 11-11-26

CAREER STATISTICS

BEGG, Justin

				Field Goals		3-Point		F-Throws		Rebounds									Scoring	
SEASON	TEAM	GP-GS	MIN/AVG	FG-FGA	FG%	3FG-3FGA	3FG%	FT-FTA	FT%	OFF	DEF	TOT	AVG	PF-FO	A	TO	BLK	STL	PTS	AVG
2024-25	GMU	33-0	305/9.2	33-86	.384	16-48	.333	13-19	.684	2	20	22	0.7	40-0	38	36	1	15	95	2.9
2025-26	SHSU	22-22	579/26.3	75-188	.399	32-99	.323	28-38	.737	7	51	58	2.6	42-0	80	70	3	16	210	9.5
2026-27	SHSU	6-6	149/24.8	24-66	.364	9-25	.360	18-18	1.000	4	22	26	4.3	13-0	34	16	0	5	75	12.5
TOTAL FOR SHSU		**28-28**	**728/26.0**	**99-254**	**.390**	**41-124**	**.331**	**46-56**	**.821**	**11**	**73**	**84**	**3.0**	**55-0**	**114**	**86**	**3**	**21**	**285**	**10.2**
TOTAL		**61-28**	**1032/16.9**	**132-340**	**.388**	**57-172**	**.331**	**59-75**	**.787**	**13**	**93**	**106**	**1.7**	**95-0**	**152**	**122**	**4**	**36**	**380**	**6.2**

Single Game Highs

Statistic	Value	
Points	20	at New Mexico St. 12/21/25
Rebounds	6	at Missouri St. 01/28/26
Assists	10	at Illinois 11/13/26
Steals	3	vs Stony Brook 11/11/24, vs George Washington 01/18/25
Blocks	2	at Utah 11/15/25
FG Made	7	at New Mexico St. 12/21/25
FG Attempts	18	at Illinois 11/13/26
3FG Made	4	at New Mexico St. 12/21/25
3FG Attempts	10	at New Mexico St. 12/21/25
FT Made	7	vs Pepperdine 11/11/26
FT Attempts	7	vs Idaho St. 11/26/25, vs Pepperdine 11/11/26



XAVIER
ROBERSON

Guard • 6-6 • 190 lbs • Fr.-HS • Saginaw, Michigan (Dynamic Prep)

ROBERSON

Season Highs

Points: 5 at No. 20 Alabama 11/3/26
Rebounds: 5 vs Howard Payne 11/7/26
Assists: 1 at No. 20 Alabama
Blocks:

GAME-BY-GAME STATISTICS

#6 ROBERSON, Xavier

				Total		3-Pointers		Free throws		Rebounds										
Opponent	Date	GS	MIN	FG-FGA	PCT	3FG-3FGA	PCT	FT-FTA	PCT	OFF	DEF	TOT	AVG	PF	A	TO	BLK	STL	PTS	AVG
at Alabama	11/03/2026		11:12	2-5	.400	1-3	.333	0-0	.000	0	0	0	0.0	0	1	1	0	0	5	5.0
Howard Payne	11/07/2026		15:40	1-6	.167	0-3	.000	2-4	.500	0	5	5	2.5	0	1	1	0	0	4	4.5
at Illinois	11/13/2026		04:18	0-1	.000	0-0	.000	0-0	.000	0	1	1	2.0	0	0	0	0	0	0	3.0
at Boise St.	11/20/2026		02:22	0-0	.000	0-0	.000	0-0	.000	0	0	0	1.5	0	0	0	0	0	0	2.3
Totals		**0**	**33:32**	**3-12**	**.250**	**1-6**	**.167**	**2-4**	**.500**	**0**	**6**	**6**	**1.5**	**0**	**2**	**2**	**0**	**0**	**9**	**2.3**

Player Averages

Games Played	Minutes/ game	Points/ game	FG Pct	3FG Pct	FT Pct	Rebounds/ game	Assists/ game	Turnovers/ game	Assist/Turnover ratio	Steals/ game	Blocks/ game
4	8.4	2.3	25.0	16.7	50.0	1.5	0.5	0.5	1.0	0.0	0.0

CAREER STATISTICS

ROBERSON, Xavier

				Field Goals		3-Point		F-Throws		Rebounds									Scoring	
SEASON	TEAM	GP-GS	MIN/AVG	FG-FGA	FG%	3FG-3FGA	3FG%	FT-FTA	FT%	OFF	DEF	TOT	AVG	PF-FO	A	TO	BLK	STL	PTS	AVG
2026-27	SHSU	4-0	34/8.4	3-12	.250	1-6	.167	2-4	.500	0	6	6	1.5	0-0	2	2	0	0	9	2.3
TOTAL		**4-0**	**34/8.4**	**3-12**	**.250**	**1-6**	**.167**	**2-4**	**.500**	**0**	**6**	**6**	**1.5**	**0-0**	**2**	**2**	**0**	**0**	**9**	**2.3**

Single Game Highs

Statistic	Value	
Points	5	at Alabama 11/03/26
Rebounds	5	vs Howard Payne 11/07/26
Assists	1	at Alabama 11/03/26, vs Howard Payne 11/07/26
FG Made	2	at Alabama 11/03/26
FG Attempts	6	vs Howard Payne 11/07/26
3FG Made	1	at Alabama 11/03/26
3FG Attempts	3	at Alabama 11/03/26, vs Howard Payne 11/07/26
FT Made	2	vs Howard Payne 11/07/26
FT Attempts	4	vs Howard Payne 11/07/26

ZION PIPKIN

Guard • 6-1 • 185 lbs • Jr.-TR • Houston (Legacy School/South Plains CC/Wichita St.



GAME-BY-GAME STATISTICS

#7 PIPKIN, Zion

				Total		3-Pointers		Free throws		Rebounds										
Opponent	Date	GS	MIN	FG-FGA	PCT	3FG-3FGA	PCT	FT-FTA	PCT	OFF	DEF	TOT	AVG	PF	A	TO	BLK	STL	PTS	AVG
at Alabama	11/03/2026		23:18	4-6	.667	3-4	.750	0-1	.000	0	3	3	3.0	2	6	8	0	4	11	11.0
Howard Payne	11/07/2026		14:52	0-3	.000	0-2	.000	0-0	.000	1	2	3	3.0	1	1	1	0	0	0	5.5
Pepperdine	11/11/2026		23:05	2-5	.400	1-4	.250	2-2	1.000	0	2	2	2.7	1	0	2	0	0	7	6.0
at Illinois	11/13/2026		15:44	1-6	.167	1-4	.250	0-0	.000	0	2	2	2.5	3	1	3	0	1	3	5.3
at Wyoming	11/17/2026		18:35	0-3	.000	0-1	.000	0-0	.000	0	3	3	2.6	0	3	1	0	2	0	4.2
at Boise St.	11/20/2026		23:30	1-4	.250	1-4	.250	0-0	.000	0	3	3	2.7	2	4	3	0	1	3	4.0
Totals		**0**	**119:05**	**8-27**	**.296**	**6-19**	**.316**	**2-3**	**.667**	**1**	**15**	**16**	**2.7**	**9**	**15**	**18**	**0**	**8**	**24**	**4.0**

Player Averages

Games Played	Minutes/ game	Points/ game	FG Pct	3FG Pct	FT Pct	Rebounds/ game	Assists/ game	Turnovers/ game	Assist/Turnover ratio	Steals/ game	Blocks/ game
6	19.8	4.0	29.6	31.6	66.7	2.7	2.5	3.0	0.8	1.3	0.0

PIPKIN

Season Highs

Points: 11 at No. 20 Alabama 11/3/26
Rebounds: 3 three times
Assists: 6 at No. 20 Alabama
Steals: 4 at No. 20 Alabama

CAREER STATISTICS

PIPKIN, Zion

				Field Goals		3-Point		F-Throws		Rebounds									Scoring	
SEASON	TEAM	GP-GS	MIN/AVG	FG-FGA	FG%	3FG-3FGA	3FG%	FT-FTA	FT%	OFF	DEF	TOT	AVG	PF-FO	A	TO	BLK	STL	PTS	AVG
2024-25	WSU	9-0	68/7.6	4-14	.286	0-5	.000	5-11	.455	0	6	6	0.7	6-0	14	1	0	3	13	1.4
2026-27	SHSU	6-0	119/19.8	8-27	.296	6-19	.316	2-3	.667	1	15	16	2.7	9-0	15	18	0	8	24	4.0
TOTAL FOR SHSU		**6-0**	**119/19.8**	**8-27**	**.296**	**6-19**	**.316**	**2-3**	**.667**	**1**	**15**	**16**	**2.7**	**9-0**	**15**	**18**	**0**	**8**	**24**	**4.0**
TOTAL		**15-0**	**187/12.5**	**12-41**	**.293**	**6-24**	**.250**	**7-14**	**.500**	**1**	**21**	**22**	**1.5**	**15-0**	**29**	**19**	**0**	**11**	**37**	**2.5**

Single Game Highs

Statistic	Value	
Points	11	at Alabama 11/03/26
Rebounds	3	4 times
Assists	6	at Alabama 11/03/26
Steals	4	at Alabama 11/03/26
FG Made	4	at Alabama 11/03/26
FG Attempts	6	at Illinois 11/13/26, at Alabama 11/03/26
3FG Made	3	at Alabama 11/03/26
3FG Attempts	4	4 times
FT Made	2	vs Florida 11/29/24, vs Pepperdine 11/11/26
FT Attempts	5	vs Florida 11/29/24



Rylan
KELLY
Guard • 6-3 • 195 lbs • Fr.-HS • Spring, Texas (Klein Oak HS)

KELLY

Season Highs
Points: 5 vs Howard Payne 11/7/26
Rebounds: 3 vs Howard Payne
Assists: 1 vs Howard Payne
Steals: 1 three times

GAME-BY-GAME STATISTICS

#8 KELLY, Rylan

				Total		3-Pointers		Free throws		Rebounds										
Opponent	Date	GS	MIN	FG-FGA	PCT	3FG-3FGA	PCT	FT-FTA	PCT	OFF	DEF	TOT	AVG	PF	A	TO	BLK	STL	PTS	AVG
at Alabama	11/03/2026		09:48	1-1	1.000	1-1	1.000	1-2	.500	0	1	1	1.0	1	0	0	0	1	4	4.0
Howard Payne	11/07/2026		15:53	1-4	.250	0-2	.000	3-4	.750	2	1	3	2.0	1	1	4	0	1	5	4.5
at Illinois	11/13/2026		01:49	1-1	1.000	0-0	.000	0-0	.000	0	0	0	1.3	0	0	0	0	0	2	3.7
at Wyoming	11/17/2026		06:34	1-1	1.000	0-0	.000	1-1	1.000	0	0	0	1.0	1	0	0	0	0	3	3.5
at Boise St.	11/20/2026		05:11	0-0	.000	0-0	.000	1-2	.500	0	2	2	1.2	1	0	0	0	1	1	3.0
Totals		**0**	**39:15**	**4-7**	**.571**	**1-3**	**.333**	**6-9**	**.667**	**2**	**4**	**6**	**1.2**	**4**	**1**	**4**	**0**	**3**	**15**	**3.0**

Player Averages

Games Played	Minutes/ game	Points/ game	FG Pct	3FG Pct	FT Pct	Rebounds/ game	Assists/ game	Turnovers/ game	Assist/Turnover ratio	Steals/ game	Blocks/ game
5	7.8	3.0	57.1	33.3	66.7	1.2	0.2	0.8	0.3	0.6	0.0

CAREER STATISTICS

KELLY, Rylan

				Field Goals		3-Point		F-Throws		Rebounds									Scoring	
SEASON	TEAM	GP-GS	MIN/AVG	FG-FGA	FG%	3FG-3FGA	3FG%	FT-FTA	FT%	OFF	DEF	TOT	AVG	PF-FO	A	TO	BLK	STL	PTS	AVG
2026-27	SHSU	5-0	39/7.8	4-7	.571	1-3	.333	6-9	.667	2	4	6	1.2	4-0	1	4	0	3	15	3.0
TOTAL		**5-0**	**39/7.8**	**4-7**	**.571**	**1-3**	**.333**	**6-9**	**.667**	**2**	**4**	**6**	**1.2**	**4-0**	**1**	**4**	**0**	**3**	**15**	**3.0**

Single Game Highs

Statistic	Value	
Points	5	vs Howard Payne 11/07/26
Rebounds	3	vs Howard Payne 11/07/26
Assists	1	vs Howard Payne 11/07/26
Steals	1	at Alabama 11/03/26, at Boise St. 11/20/26, vs Howard Payne 11/07/26
FG Made	1	4 times
FG Attempts	4	vs Howard Payne 11/07/26
3FG Made	1	at Alabama 11/03/26
3FG Attempts	2	vs Howard Payne 11/07/26
FT Made	3	vs Howard Payne 11/07/26
FT Attempts	4	vs Howard Payne 11/07/26

ENEL
ST.BERNARD

Forward • 6-6 • 210 lbs • Sr.-TR • Harford Village, Grenada (Indiana State/Panola CC)



GAME-BY-GAME STATISTICS

#10 ST. BERNARD, Enel

				Total		3-Pointers		Free throws		Rebounds										
Opponent	Date	GS	MIN	FG-FGA	PCT	3FG-3FGA	PCT	FT-FTA	PCT	OFF	DEF	TOT	AVG	PF	A	TO	BLK	STL	PTS	AVG
at Alabama	11/03/2026	*	29:29	2-7	.286	0-1	.000	1-4	.250	3	5	8	8.0	1	3	1	2	3	5	5.0
Howard Payne	11/07/2026	*	17:35	2-3	.667	0-0	.000	3-6	.500	1	3	4	6.0	0	3	2	1	1	7	6.0
Pepperdine	11/11/2026	*	31:44	3-5	.600	0-1	.000	1-2	.500	6	4	10	7.3	1	2	0	2	2	7	6.3
at Illinois	11/13/2026	*	26:18	3-4	.750	0-0	.000	0-0	.000	2	6	8	7.5	0	3	2	1	0	6	6.3
at Wyoming	11/17/2026	*	26:32	5-8	.625	0-1	.000	1-4	.250	0	3	3	6.6	1	3	2	0	2	11	7.2
at Boise St.	11/20/2026	*	26:53	2-5	.400	0-0	.000	1-3	.333	3	6	9	7.0	3	2	2	1	1	5	6.8
Totals		**6**	**158:31**	**17-32**	**.531**	**0-3**	**.000**	**7-19**	**.368**	**15**	**27**	**42**	**7.0**	**6**	**16**	**9**	**7**	**9**	**41**	**6.8**

Player Averages

Games Played	Minutes/ game	Points/ game	FG Pct	3FG Pct	FT Pct	Rebounds/ game	Assists/ game	Turnovers/ game	Assist/Turnover ratio	Steals/ game	Blocks/ game
6	26.4	6.8	53.1	0.0	36.8	7.0	2.7	1.5	1.8	1.5	1.2

ST. BERNARD

Season Highs

Points: 11 at Wyoming, 11-17-26
Rebounds: 10 vs Pepperdine, 11-11-26
Assists: 3 four times
Blocks: 2 twice
Steals: 3 at No. 20 Alabama, 11-7-26

CAREER STATISTICS

ST. BERNARD, Enel

				Field Goals		3-Point		F-Throws		Rebounds									Scoring	
SEASON	TEAM	GP-GS	MIN/AVG	FG-FGA	FG%	3FG-3FGA	3FG%	FT-FTA	FT%	OFF	DEF	TOT	AVG	PF-FO	A	TO	BLK	STL	PTS	AVG
2025-26	INS	31-0	563/18.2	79-118	.669	0-2	.000	26-66	.394	57	115	172	5.5	48-0	29	29	32	25	184	5.9
2026-27	SHSU	6-6	159/26.4	17-32	.531	0-3	.000	7-19	.368	15	27	42	7.0	6-0	16	9	7	9	41	6.8
TOTAL FOR SHSU		**6-6**	**159/26.4**	**17-32**	**.531**	**0-3**	**.000**	**7-19**	**.368**	**15**	**27**	**42**	**7.0**	**6-0**	**16**	**9**	**7**	**9**	**41**	**6.8**
TOTAL		**37-6**	**722/19.5**	**96-150**	**.640**	**0-5**	**.000**	**33-85**	**.388**	**72**	**142**	**214**	**5.8**	**54-0**	**45**	**38**	**39**	**34**	**225**	**6.1**

Single Game Highs

Statistic	Value	
Points	18	at Evansville 02/03/26
Rebounds	12	vs Illinois Tech 11/06/25
Assists	3	8 times
Steals	4	vs Valparaiso 03/05/26
Blocks	4	at UIC 01/27/26, at Southern Ill. 02/25/26
FG Made	8	vs Illinois Tech 11/06/25, at Evansville 02/03/26
FG Attempts	10	at Murray St. 01/17/26, at Evansville 02/03/26
3FG Attempts	1	5 times
FT Made	6	vs Murray St. 02/12/26
FT Attempts	12	vs Murray St. 02/12/26



AIDAN
MCDOWELL
Guard • 6-4 • 195 lbs • Jr.-HS • Crete, Nebraska (Crete HS/Western Colorado)

MCDOWELL

Season Highs

Points: 20 vs Pepperdine, 11-11-26
Made 3s: 4 at No. 3 Illinois, 11-13-26
Rebounds: 6 vs Howard Payne, 11-7-26
Assists: 3 at Wyoming, 11-17-26
Steals: 1 three times

GAME-BY-GAME STATISTICS

#11 MCDOWELL, Aidan

				Total		3-Pointers		Free throws		Rebounds										
Opponent	Date	GS	MIN	FG-FGA	PCT	3FG-3FGA	PCT	FT-FTA	PCT	OFF	DEF	TOT	AVG	PF	A	TO	BLK	STL	PTS	AVG
at Alabama	11/03/2026	*	28:46	3-11	.273	2-6	.333	2-3	.667	2	1	3	3.0	1	0	1	0	0	10	10.0
Howard Payne	11/07/2026	*	17:33	7-11	.636	3-6	.500	1-2	.500	1	5	6	4.5	3	0	1	0	1	18	14.0
Pepperdine	11/11/2026	*	31:07	5-11	.455	2-6	.333	8-11	.727	0	2	2	3.7	1	0	2	0	1	20	16.0
at Illinois	11/13/2026	*	33:10	7-13	.538	4-10	.400	1-3	.333	0	1	1	3.0	3	0	2	0	0	19	16.8
at Wyoming	11/17/2026	*	24:59	0-5	.000	0-4	.000	2-2	1.000	0	3	3	3.0	3	3	1	0	1	2	13.8
at Boise St.	11/20/2026	*	25:35	6-10	.600	3-6	.500	4-5	.800	0	1	1	2.7	1	0	0	0	0	19	14.7
Totals		**6**	**161:11**	**28-61**	**.459**	**14-38**	**.368**	**18-26**	**.692**	**3**	**13**	**16**	**2.7**	**12**	**3**	**7**	**0**	**3**	**88**	**14.7**

Player Averages

Games Played	Minutes/ game	Points/ game	FG Pct	3FG Pct	FT Pct	Rebounds/ game	Assists/ game	Turnovers/ game	Assist/Turnover ratio	Steals/ game	Blocks/ game
6	26.9	14.7	45.9	36.8	69.2	2.7	0.5	1.2	0.4	0.5	0.0

CAREER STATISTICS

MCDOWELL, Aidan

				Field Goals		3-Point		F-Throws		Rebounds									Scoring	
SEASON	TEAM	GP-GS	MIN/AVG	FG-FGA	FG%	3FG-3FGA	3FG%	FT-FTA	FT%	OFF	DEF	TOT	AVG	PF-FO	A	TO	BLK	STL	PTS	AVG
2024-25	FHSU	32-3	422/13.2	39-108	.361	25-76	.329	8-11	.727	6	50	56	1.8	45-0	11	10	4	12	111	3.5
2025-26	WC	28-28	1045/37.3	227-485	.468	92-237	.388	201-223	.901	20	118	138	4.9	38-0	38	54	0	16	747	26.7
2026-27	SHSU	6-6	161/26.9	28-61	.459	14-38	.368	18-26	.692	3	13	16	2.7	12-0	3	7	0	3	88	14.7
TOTAL FOR SHSU		**6-6**	**161/26.9**	**28-61**	**.459**	**14-38**	**.368**	**18-26**	**.692**	**3**	**13**	**16**	**2.7**	**12-0**	**3**	**7**	**0**	**3**	**88**	**14.7**
TOTAL		**66-37**	**1627/24.7**	**294-654**	**.450**	**131-351**	**.373**	**227-260**	**.873**	**29**	**181**	**210**	**3.2**	**95-0**	**52**	**71**	**4**	**31**	**946**	**14.3**

Single Game Highs

Statistic	Value	
Points	37	at Angelo St. 11/14/25
Rebounds	13	vs South Dakota Mines 01/22/26
Assists	5	at CSU Pueblo 12/06/25
Steals	2	5 times
Blocks	2	at Missouri Western 01/04/25
FG Made	14	at Angelo St. 11/14/25
FG Attempts	28	vs South Dakota Mines 01/22/26
3FG Made	9	vs Regis (CO) 12/13/25
3FG Attempts	14	vs UCCS 01/29/26
FT Made	13	at Chadron St. 02/26/26
FT Attempts	15	at UCCS 01/02/26

MATT
DANN
Forward • 7-0 • 240 lbs • So.-1L • Oakville, Ontario (Fort Erie International Academy)



GAME-BY-GAME STATISTICS

#12 DANN, Matt

				Total		3-Pointers		Free throws		Rebounds										
Opponent	Date	GS	MIN	FG-FGA	PCT	3FG-3FGA	PCT	FT-FTA	PCT	OFF	DEF	TOT	AVG	PF	A	TO	BLK	STL	PTS	AVG
Howard Payne	11/07/2026		14:26	6-7	.857	0-0	.000	2-4	.500	7	5	12	12.0	3	1	0	1	1	14	14.0
Pepperdine	11/11/2026	*	06:01	0-1	.000	0-0	.000	0-0	.000	1	1	2	7.0	5	0	0	0	0	0	7.0
at Illinois	11/13/2026		13:47	4-7	.571	0-0	.000	0-0	.000	1	1	2	5.3	1	0	0	0	0	8	7.3
at Wyoming	11/17/2026		08:18	1-1	1.000	0-0	.000	1-1	1.000	0	1	1	4.3	2	0	0	0	0	3	6.3
at Boise St.	11/20/2026		10:47	3-3	1.000	0-0	.000	0-0	.000	1	5	6	4.6	3	1	4	1	0	6	6.2
Totals		**1**	**53:19**	**14-19**	**.737**	**0-0**	**.000**	**3-5**	**.600**	**10**	**13**	**23**	**4.6**	**14**	**2**	**4**	**2**	**1**	**31**	**6.2**

Player Averages

Games Played	Minutes/ game	Points/ game	FG Pct	3FG Pct	FT Pct	Rebounds/ game	Assists/ game	Turnovers/ game	Assist/Turnover ratio	Steals/ game	Blocks/ game
5	10.7	6.2	73.7	0.0	60.0	4.6	0.4	0.8	0.5	0.2	0.4

Season Highs
Points: 14 vs Howard Payne 11/7/26
Rebounds: 12 vs Howard Payne
Assists: 1 vs Howard Payne
Blocks: 1 twice
Steals: 1 vs Howard Payne

CAREER STATISTICS

DANN, Matt

				Field Goals		3-Point		F-Throws		Rebounds									Scoring	
SEASON	TEAM	GP-GS	MIN/AVG	FG-FGA	FG%	3FG-3FGA	3FG%	FT-FTA	FT%	OFF	DEF	TOT	AVG	PF-FO	A	TO	BLK	STL	PTS	AVG
2025-26	SHSU	31-0	299/9.7	41-64	.641	0-1	.000	20-33	.606	34	54	88	2.8	38-1	12	14	25	6	102	3.3
2026-27	SHSU	5-1	53/10.7	14-19	.737	0-0	.000	3-5	.600	10	13	23	4.6	14-1	2	4	2	1	31	6.2
TOTAL		**36-1**	**353/9.8**	**55-83**	**.663**	**0-1**	**.000**	**23-38**	**.605**	**44**	**67**	**111**	**3.1**	**52-2**	**14**	**18**	**27**	**7**	**133**	**3.7**

Single Game Highs

Statistic	Value	
Points	14	vs Howard Payne 11/07/26
Rebounds	15	vs Biblical Stud. (TX) 12/28/25
Assists	3	at New Mexico 03/18/26
Steals	1	7 times
Blocks	3	at Louisiana Tech 02/07/26, vs Jacksonville St. 02/21/26
FG Made	6	vs Howard Payne 11/07/26
FG Attempts	7	vs Western Ky. 01/24/26, vs Howard Payne 11/07/26, at Illinois 11/13/26
3FG Attempts	1	vs Schreiner 11/22/25
FT Made	6	vs Biblical Stud. (TX) 12/28/25
FT Attempts	10	vs Biblical Stud. (TX) 12/28/25

13



NATHAN
NGUYEN

Guard • 6-0 • 160 lbs • So. • Houston (St. Thomas Episcopal HS)

NGUYEN

Season Highs

Points: 2 vs Howard Payne 11/7/26
Rebounds: 1 vs Howard Payne
Assists: 1 vs Howard Payne
Blocks:

GAME-BY-GAME STATISTICS

#13 NGUYEN, Nathan

				Total		3-Pointers		Free throws		Rebounds										
Opponent	Date	GS	MIN	FG-FGA	PCT	3FG-3FGA	PCT	FT-FTA	PCT	OFF	DEF	TOT	AVG	PF	A	TO	BLK	STL	PTS	AVG
Howard Payne	11/07/2026		07:10	1-1	1.000	0-0	.000	0-0	.000	0	1	1	1.0	0	1	1	0	0	2	2.0
Totals		**0**	**07:10**	**1-1**	**1.000**	**0-0**	**.000**	**0-0**	**.000**	**0**	**1**	**1**	**1.0**	**0**	**1**	**1**	**0**	**0**	**2**	**2.0**

Player Averages

Games Played	Minutes/ game	Points/ game	FG Pct	3FG Pct	FT Pct	Rebounds/ game	Assists/ game	Turnovers/ game	Assist/Turnover ratio	Steals/ game	Blocks/ game
1	7.2	2.0	100.0	0.0	0.0	1.0	1.0	1.0	1.0	0.0	0.0

CAREER STATISTICS

NGUYEN, Nathan

				Field Goals		3-Point		F-Throws		Rebounds								Scoring	
SEASON	TEAM	GP-GS	MIN/AVG	FG-FGA	FG%	3FG-3FGA	3FG%	FT-FTA	FT%	OFF	DEF	TOT	AVG	PF-FO	A	TO	BLK	STL	PTS	AVG
2026-27	SHSU	1-0	7/7.2	1-1	1.000	0-0	.000	0-0	.000	0	1	1	1.0	0-0	1	1	0	0	2	2.0
TOTAL		**1-0**	**7/7.2**	**1-1**	**1.000**	**0-0**	**.000**	**0-0**	**.000**	**0**	**1**	**1**	**1.0**	**0-0**	**1**	**1**	**0**	**0**	**2**	**2.0**

Single Game Highs

Statistic	Value	
Points	2	vs Howard Payne 11/07/26
Rebounds	1	vs Howard Payne 11/07/26
Assists	1	vs Howard Payne 11/07/26
FG Made	1	vs Howard Payne 11/07/26
FG Attempts	1	vs Howard Payne 11/07/26

RICCARDO GREPPI

18



Forward • 6-10 • 255 lbs • Jr.-TR • Lecco, Italy (Verona/Wisconsin)

GAME-BY-GAME STATISTICS

#18 GREPPI, Riccardo

				Total		3-Pointers		Free throws		Rebounds										
Opponent	Date	GS	MIN	FG-FGA	PCT	3FG-3FGA	PCT	FT-FTA	PCT	OFF	DEF	TOT	AVG	PF	A	TO	BLK	STL	PTS	AVG
at Alabama	11/03/2026		17:19	0-2	.000	0-0	.000	2-2	1.000	1	4	5	5.0	3	2	3	3	0	2	2.0
Howard Payne	11/07/2026	*	13:06	3-3	1.000	0-0	.000	1-2	.500	0	3	3	4.0	0	1	0	1	0	7	4.5
Pepperdine	11/11/2026		19:27	1-1	1.000	0-0	.000	2-2	1.000	0	6	6	4.7	2	2	1	2	1	4	4.3
at Illinois	11/13/2026	*	15:16	1-4	.250	0-0	.000	1-2	.500	2	1	3	4.3	3	2	0	1	0	3	4.0
at Wyoming	11/17/2026	*	23:21	5-5	1.000	0-0	.000	0-1	.000	1	5	6	4.6	4	3	0	6	0	10	5.2
at Boise St.	11/20/2026	*	17:06	2-3	.667	0-0	.000	1-1	1.000	1	4	5	4.7	4	0	0	1	0	5	5.2
Totals		**4**	**105:35**	**12-18**	**.667**	**0-0**	**.000**	**7-10**	**.700**	**5**	**23**	**28**	**4.7**	**16**	**10**	**4**	**14**	**1**	**31**	**5.2**

Player Averages

Games Played	Minutes/ game	Points/ game	FG Pct	3FG Pct	FT Pct	Rebounds/ game	Assists/ game	Turnovers/ game	Assist/Turnover ratio	Steals/ game	Blocks/ game
6	17.6	5.2	66.7	0.0	70.0	4.7	1.7	0.7	2.5	0.2	2.3

GREPPI

Season Highs

Points: 10 at Wyoming, 11-17-26
Rebounds: 6 twice
Assists: 3 at Wyoming, 11-17-26
Steals: 1 vs Pepperdine, 11-11-26
Blocks: 6 at Wyoming, 11-17-26

CAREER STATISTICS

GREPPI, Riccardo

				Field Goals		3-Point		F-Throws		Rebounds								Scoring	
SEASON	TEAM	GP-GS	MIN/AVG	FG-FGA	FG%	3FG-3FGA	3FG%	FT-FTA	FT%	OFF	DEF	TOT	AVG	PF-FO	A	TO	BLK	STL	PTS	AVG
2024-25	Wisc	9-0	21/2.3	2-3	.667	0-1	.000	4-6	.667	4	6	10	1.1	3-0	1	2	1	0	8	0.9
2025-26	Wisc	14-0	18/1.3	0-6	.000	0-2	.000	0-2	.000	4	1	5	0.4	0-0	2	2	0	0	0	0.0
2026-27	SHSU	6-4	106/17.6	12-18	.667	0-0	.000	7-10	.700	5	23	28	4.7	16-0	10	4	14	1	31	5.2
TOTAL FOR SHSU		**6-4**	**106/17.6**	**12-18**	**.667**	**0-0**	**.000**	**7-10**	**.700**	**5**	**23**	**28**	**4.7**	**16-0**	**10**	**4**	**14**	**1**	**31**	**5.2**
TOTAL		**29-4**	**145/5.0**	**14-27**	**.519**	**0-3**	**.000**	**11-18**	**.611**	**13**	**30**	**43**	**1.5**	**19-0**	**13**	**8**	**15**	**1**	**39**	**1.3**

Single Game Highs

Statistic	Value	
Points	10	at Wyoming 11/17/26
Rebounds	6	vs Pepperdine 11/11/26, at Wyoming 11/17/26
Assists	3	at Wyoming 11/17/26
Steals	1	vs Pepperdine 11/11/26
Blocks	6	at Wyoming 11/17/26
FG Made	5	at Wyoming 11/17/26
FG Attempts	5	at Wyoming 11/17/26
3FG Attempts	1	vs Illinois 02/18/25, at Washington 02/28/26, vs Campbell 11/03/25
FT Made	3	vs Chicago St. 11/30/24
FT Attempts	4	vs Chicago St. 11/30/24



MAHLIQ
GUISEPPI-KITSON
Guard • 6-6 • 220 lbs • Fr. • Scarborough, Ontario (United Scholastic Academy)

GUISEPPI-KITSON

Season Highs

Points: 12 vs Howard Payne 11/7/26
Rebounds: 7 vs Howard Payne
Assists:
Steals:

GAME-BY-GAME STATISTICS

#22 GUISEPPI-KITSON, Mahliq

				Total		3-Pointers		Free throws		Rebounds										
Opponent	Date	GS	MIN	FG-FGA	PCT	3FG-3FGA	PCT	FT-FTA	PCT	OFF	DEF	TOT	AVG	PF	A	TO	BLK	STL	PTS	AVG
at Alabama	11/03/2026		10:52	2-6	.333	1-3	.333	1-2	.500	3	2	5	5.0	1	0	0	0	0	6	6.0
Howard Payne	11/07/2026		12:11	6-9	.667	0-1	.000	0-1	.000	3	4	7	6.0	1	0	2	0	0	12	9.0
Pepperdine	11/11/2026		01:53	0-0	.000	0-0	.000	0-0	.000	0	0	0	4.0	1	0	0	0	0	0	6.0
at Illinois	11/13/2026		03:55	0-1	.000	0-0	.000	0-0	.000	0	0	0	3.0	1	0	0	0	0	0	4.5
at Wyoming	11/17/2026		05:54	1-3	.333	0-1	.000	0-2	.000	1	1	2	2.8	2	0	1	0	0	2	4.0
at Boise St.	11/20/2026		02:11	0-0	.000	0-0	.000	0-0	.000	0	1	1	2.5	0	0	1	0	0	0	3.3
Totals		**0**	**36:56**	**9-19**	**.474**	**1-5**	**.200**	**1-5**	**.200**	**7**	**8**	**15**	**2.5**	**6**	**0**	**4**	**0**	**0**	**20**	**3.3**

Player Averages

Games Played	Minutes/ game	Points/ game	FG Pct	3FG Pct	FT Pct	Rebounds/ game	Assists/ game	Turnovers/ game	Assist/Turnover ratio	Steals/ game	Blocks/ game
6	6.2	3.3	47.4	20.0	20.0	2.5	0.0	0.7	0.0	0.0	0.0

CAREER STATISTICS

GUISEPPI-KITSON, Mahliq

				Field Goals		3-Point		F-Throws		Rebounds									Scoring	
SEASON	TEAM	GP-GS	MIN/AVG	FG-FGA	FG%	3FG-3FGA	3FG%	FT-FTA	FT%	OFF	DEF	TOT	AVG	PF-FO	A	TO	BLK	STL	PTS	AVG
2026-27	SHSU	6-0	37/6.2	9-19	.474	1-5	.200	1-5	.200	7	8	15	2.5	6-0	0	4	0	0	20	3.3
TOTAL		**6-0**	**37/6.2**	**9-19**	**.474**	**1-5**	**.200**	**1-5**	**.200**	**7**	**8**	**15**	**2.5**	**6-0**	**0**	**4**	**0**	**0**	**20**	**3.3**

Single Game Highs

Statistic	Value	
Points	12	vs Howard Payne 11/07/26
Rebounds	7	vs Howard Payne 11/07/26
FG Made	6	vs Howard Payne 11/07/26
FG Attempts	9	vs Howard Payne 11/07/26
3FG Made	1	at Alabama 11/03/26
3FG Attempts	3	at Alabama 11/03/26
FT Made	1	at Alabama 11/03/26
FT Attempts	2	at Alabama 11/03/26, at Wyoming 11/17/26

AJ LOUSTAU

FORWARD • 6-8 • 220 lbs • Fr.-HS • Oakland, Calif. (Golden State Prep/Berkeley HS)



GAME-BY-GAME STATISTICS

#25 LOUSTAU, Alec

				Total		3-Pointers		Free throws		Rebounds										
Opponent	Date	GS	MIN	FG-FGA	PCT	3FG-3FGA	PCT	FT-FTA	PCT	OFF	DEF	TOT	AVG	PF	A	TO	BLK	STL	PTS	AVG
Howard Payne	11/07/2026		08:36	1-2	.500	0-0	.000	0-0	.000	3	1	4	4.0	1	0	1	0	0	2	2.0
at Illinois	11/13/2026		02:00	0-0	.000	0-0	.000	1-2	.500	0	0	0	2.0	0	0	0	0	0	1	1.5
Totals		**0**	**10:36**	**1-2**	**.500**	**0-0**	**.000**	**1-2**	**.500**	**3**	**1**	**4**	**2.0**	**1**	**0**	**1**	**0**	**0**	**3**	**1.5**

Player Averages

Games Played	Minutes/ game	Points/ game	FG Pct	3FG Pct	FT Pct	Rebounds/ game	Assists/ game	Turnovers/ game	Assist/Turnover ratio	Steals/ game	Blocks/ game
2	5.3	1.5	50.0	0.0	50.0	2.0	0.0	0.5	0.0	0.0	0.0

LOUSTAU

Season Highs

Points: 2 vs Howard Payne 11/7/26
Rebounds: 4 vs Howard Payne
Assists:
Blocks:

CAREER STATISTICS

LOUSTAU, Alec

				Field Goals		3-Point		F-Throws		Rebounds									Scoring	
SEASON	TEAM	GP-GS	MIN/AVG	FG-FGA	FG%	3FG-3FGA	3FG%	FT-FTA	FT%	OFF	DEF	TOT	AVG	PF-FO	A	TO	BLK	STL	PTS	AVG
2026-27	SHSU	2-0	11/5.3	1-2	.500	0-0	.000	1-2	.500	3	1	4	2.0	1-0	0	1	0	0	3	1.5
TOTAL		**2-0**	**11/5.3**	**1-2**	**.500**	**0-0**	**.000**	**1-2**	**.500**	**3**	**1**	**4**	**2.0**	**1-0**	**0**	**1**	**0**	**0**	**3**	**1.5**

Single Game Highs

Statistic	Value	
Points	2	vs Howard Payne 11/07/26
Rebounds	4	vs Howard Payne 11/07/26
FG Made	1	vs Howard Payne 11/07/26
FG Attempts	2	vs Howard Payne 11/07/26
FT Made	1	at Illinois 11/13/26
FT Attempts	2	at Illinois 11/13/26



Cheikh
NDIAYE
Forward • 6-10 • 220 lbs • Jr.-2L• Louga, Senegal (Riviera Prep/Prestige Academy)

GAME-BY-GAME STATISTICS

#32 NDIAYE, Cheikh

				Total		3-Pointers		Free throws		Rebounds									
Opponent	Date	GS	MIN	FG-FGA	PCT	3FG-3FGA	PCT	FT-FTA	PCT	OFF	DEF	TOT	AVG	PF	A	TO	BLK	STL	PTS	AVG
at Alabama	11/03/2026	*	11:03	1-1	1.000	0-0	.000	0-0	.000	0	1	1	1.0	3	0	2	1	0	2	2.0
Howard Payne	11/07/2026		08:38	4-4	1.000	0-0	.000	1-3	.333	3	2	5	3.0	1	0	1	0	0	9	5.5
Pepperdine	11/11/2026		07:58	0-1	.000	0-0	.000	0-0	.000	0	2	2	2.7	4	0	0	0	0	0	3.7
at Illinois	11/13/2026		07:02	0-0	.000	0-0	.000	0-0	.000	0	2	2	2.5	3	1	1	0	0	0	2.8
at Wyoming	11/17/2026		02:00	0-0	.000	0-0	.000	0-0	.000	0	0	0	2.0	0	0	0	0	1	0	2.2
at Boise St.	11/20/2026		09:34	1-3	.333	0-0	.000	0-0	.000	2	3	5	2.5	5	1	1	1	0	2	2.2
Totals		**1**	**46:15**	**6-9**	**.667**	**0-0**	**.000**	**1-3**	**.333**	**5**	**10**	**15**	**2.5**	**16**	**2**	**5**	**2**	**1**	**13**	**2.2**

Player Averages

Games Played	Minutes/ game	Points/ game	FG Pct	3FG Pct	FT Pct	Rebounds/ game	Assists/ game	Turnovers/ game	Assist/Turnover ratio	Steals/ game	Blocks/ game
6	7.7	2.2	66.7	0.0	33.3	2.5	0.3	0.8	0.4	0.2	0.3

NDIAYE

Season Highs

Points: 9 vs Howard Payne 11/7/26
Rebounds: 5 twice
Assists: 1 twice
Blocks: 1 twice
Steals: 1 at Wyoming, 11-17-26

CAREER STATISTICS

NDIAYE, Cheikh

				Field Goals		3-Point		F-Throws		Rebounds								Scoring	
SEASON	TEAM	GP-GS	MIN/AVG	FG-FGA	FG%	3FG-3FGA	3FG%	FT-FTA	FT%	OFF	DEF	TOT	AVG	PF-FO	A	TO	BLK	STL	PTS	AVG
2024-25	SHSU	15-0	151/10.1	9-26	.346	0-1	.000	5-10	.500	10	17	27	1.8	23-0	3	5	4	3	23	1.5
2025-26	SHSU	1-0	12/12.5	0-0	.000	0-0	.000	0-0	.000	0	2	2	2.0	1-0	0	0	1	0	0	0.0
2026-27	SHSU	6-1	46/7.7	6-9	.667	0-0	.000	1-3	.333	5	10	15	2.5	16-1	2	5	2	1	13	2.2
TOTAL		**22-1**	**210/9.5**	**15-35**	**.429**	**0-1**	**.000**	**6-13**	**.462**	**15**	**29**	**44**	**2.0**	**40-1**	**5**	**10**	**7**	**4**	**36**	**1.6**

Single Game Highs

Statistic	Value	
Points	9	vs Howard Payne 11/07/26
Rebounds	5	at Boise St. 11/20/26, vs Howard Payne 11/07/26
Assists	1	5 times
Steals	2	vs Jacksonville St. 02/13/25
Blocks	2	at Jacksonville St. 01/18/25
FG Made	4	vs Howard Payne 11/07/26
FG Attempts	5	vs Jacksonville St. 02/13/25, at Kennesaw St. 01/16/25
3FG Attempts	1	vs Jacksonville St. 02/13/25
FT Made	2	at Louisiana Tech 02/01/25, vs Louisiana Tech 03/01/25
FT Attempts	3	at Kennesaw St. 01/16/25, vs Howard Payne 11/07/26

NO. 20 ALABAMA 94, SAM HOUSTON 72

Official Basketball Box Score - Final
Sam Houston at Alabama
11/03/26 Coleman Coliseum, Tuscaloosa
2026-27 Men's Basketball

Game Time: 6:30 PM
Game Duration: 1:56
Attendance: 11,612

Officials: Joe Lindsay, Vladimir Voyard-Tadal, Garrick Shannon

Sam Houston - 74 — **Record: 0-1**

NO.	Name		Min	FG M-A	3P M-A	FT M-A	Rebounds OR	DR	TOT	Fouls PF	FD	TP	AS	TO	ST	Blocks BS	BA	+/-
10	Enel St. Bernard	F	29:29	2-7	0-1	1-4	3	5	8	1	2	5	3	1	3	2	3	-23
32	Cheikh Ndiaye	F	11:03	1-1	0-0	0-0	0	1	1	3	0	2	0	2	0	1	0	-13
2	Jacobe Coleman	G	31:25	5-15	4-10	2-2	1	5	6	2	2	16	1	4	0	0	0	-17
5	Justin Begg	G	26:48	5-11	3-5	0-0	1	3	4	2	2	13	4	3	0	0	2	-23
11	Aidan McDowell	G	28:46	3-11	2-6	2-3	2	1	3	1	3	10	0	1	0	0	1	-18
7	Zion Pipkin		23:18	4-6	3-4	0-1	0	3	3	2	1	11	6	8	4	0	0	-8
18	Riccardo Greppi		17:19	0-2	0-0	2-2	1	4	5	3	4	2	2	3	0	3	2	-8
6	Xavier Roberson		11:12	2-5	1-3	0-0	0	0	0	0	0	5	1	1	0	0	0	1
8	Rylan Kelly		09:48	1-1	1-1	1-2	1	1	2	1	1	4	0	0	0	0	0	0
22	Mahliq Guiseppi-Kitson		10:52	2-6	1-3	1-2	3	2	5	1	1	6	0	0	0	0	2	-1
Team							3	5	8	0		0		0				
Totals				25-65	15-33	9-16	15	30	45	16	16	74	17	23	7	6	10	-22

Major Fouls: NONE

Shooting By Period	
1st FG%	9-30 30.0%
3PT%	5-15 33.3%
FT%	6-10 60%
2nd FG%	16-35 45.7%
3PT%	10-18 55.6%
FT%	3-6 50%
GM FG%	25-65 38.5%
3PT%	15-33 45.5%
FT%	9-16 56.3%

Dead Ball Rebounds: 3, 0

Alabama - 96 — **Record: 1-0**

NO.	Name		Min	FG M-A	3P M-A	FT M-A	Rebounds OR	DR	TOT	Fouls PF	FD	TP	AS	TO	ST	Blocks BS	BA	+/-
6	London Jemison	F	20:05	6-7	3-4	0-0	1	2	3	2	0	15	1	0	2	0	0	17
8	Drew Fielder	F	21:08	5-9	2-4	3-3	4	2	6	1	3	15	1	2	0	0	1	22
9	Brandon Garrison	F	17:07	3-7	0-1	3-4	3	1	4	2	2	9	0	2	3	2	0	21
5	Amari Allen	G	19:46	4-11	1-3	3-5	1	3	4	1	2	12	4	0	2	1	2	26
11	Qayden Samuels	G	20:54	3-9	1-5	2-2	0	2	2	1	2	9	5	1	4	0	2	12
0	Jamarion Davis-Fleming		16:46	3-3	0-0	2-2	0	3	3	2	1	8	1	0	0	2	0	9
10	Keitenn Bristow		21:16	2-2	1-1	0-0	1	2	3	1	2	5	1	0	2	4	0	3
4	Tarris Bouie		18:31	5-8	2-5	1-1	1	6	7	1	1	13	2	3	2	1	0	10
33	Cole Cloer		14:46	1-9	0-6	0-0	1	2	3	0	0	2	0	0	0	0	0	-3
23	Jaxon Richardson		14:44	2-4	0-1	0-1	0	4	4	4	2	4	1	0	1	0	0	13
1	Anderson Diaz		11:08	2-5	0-1	0-1	0	1	1	0	1	4	1	2	1	0	1	-11
21	TJ St. Louis		02:28	0-0	0-0	0-0	0	0	0	0	0	0	0	0	0	0	0	-6
34	Collins Onyejiaka		01:21	0-1	0-0	0-0	0	0	0	1	0	0	0	0	0	0	0	-3
Team							1	1	2	0		0		0				
Totals				36-75	10-31	14-19	13	29	42	16	16	96	17	10	17	10	6	22

Major Fouls: NONE

Shooting By Period	
1st FG%	16-38 42.1%
3PT%	4-15 26.7%
FT%	4-6 66.7%
2nd FG%	20-37 54.1%
3PT%	6-16 37.5%
FT%	10-13 76.9%
GM FG%	36-75 48.0%
3PT%	10-31 32.3%
FT%	14-19 73.7%

Dead Ball Rebounds: 1, 0

	SH	ALA
Biggest lead	0 (1st 20:00)	32 (2nd 8:22)
Best Scoring Run	7 (2nd 6:59)	9 (2nd 18:43)
Lead Changes	0	
Times Tied	1	
Time with Lead	00:00	38:54

Points from	SH	ALA
Turnovers	13	33
Paint	18	48
Second Chance	14	12
Fast Breaks	11	41
Bench	28	36

Period by Period Scoring	1st	2nd	TOT
SH	29	45	74
ALA	40	56	96

SAM HOUSTON 102, HOWARD PAYNE 59

Official Basketball Box Score - Final
Howard Payne at Sam Houston
11/07/26 Johnson Coliseum, Huntsville, Texas
2026-27 Men's Basketball

Game Time: 2:30 PM
Game Duration: 1:52
Attendance: 833

Officials: Jeffrey Johnson, Brad Yorkovich, Nick Nadeau

Howard Payne - 59 — **Record: 0-0**

NO.	Name		Min	FG M-A	3P M-A	FT M-A	Rebounds OR	DR	TOT	Fouls PF	FD	TP	AS	TO	ST	Blocks BS	BA	+/-
11	Carter May	F	16:06	2-6	0-1	0-0	2	3	5	2	0	4	0	0	2	0	0	-25
2	Keegan Rowell	G	17:45	1-8	0-6	2-2	0	0	0	2	1	4	0	0	0	0	0	-32
4	Jackson Tomlin	G	13:15	1-4	1-3	0-2	0	2	2	1	1	3	1	4	0	0	1	-23
5	Branden Campbell	G	10:46	1-5	0-1	0-0	0	0	0	4	0	2	0	0	0	0	1	-15
12	Jordan McClendon	G	16:04	0-3	0-0	2-2	2	2	4	1	2	2	2	0	0	0	0	-31
3	Jordan Willis		15:35	1-5	1-4	0-0	0	1	1	1	1	3	2	2	0	1	0	-5
10	Trey Falcon		06:22	1-2	0-0	0-0	1	1	2	5	0	2	0	1	1	0	0	0
13	Evan Duncan		18:33	1-2	0-0	2-4	3	1	4	2	2	4	0	1	3	2	0	-4
24	Braylon McGee		18:24	4-7	0-1	2-2	1	0	1	2	1	10	0	1	1	0	0	-14
33	Jace Reed		17:06	2-5	2-4	2-2	2	1	3	0	1	8	1	0	0	0	0	-11
0	Connor Yocom		09:23	3-7	0-3	0-0	0	0	0	1	0	6	0	1	0	0	1	-10
1	Amaree Garmon		03:47	1-2	1-2	0-0	0	0	0	0	0	3	0	0	0	0	0	-12
21	Jayden Bush		10:23	0-3	0-1	0-2	0	1	1	2	1	0	0	2	0	0	0	-12
35	Will Jefferson		04:32	0-1	0-1	2-2	0	1	1	1	2	2	0	0	0	0	0	-14
32	Demarcus Johnson		10:03	2-8	2-6	0-0	0	1	1	0	0	6	1	0	2	0	0	4
20	Alex Teten		03:35	0-2	0-1	0-0	0	0	0	0	0	0	0	1	0	0	0	-5
23	Luke Sanderson		03:35	0-1	0-0	0-0	0	1	1	0	0	0	0	0	1	0	0	-5
25	Tre Riley		04:46	0-1	0-1	0-0	0	0	0	0	0	0	0	0	0	0	0	-1
Team							1	4	5	0		0		1				
Totals				20-72	7-35	12-18	12	19	31	24	12	59	7	14	10	3	3	-43

Major Fouls: NONE

Shooting By Period	
1st FG%	9-33 27.3%
3PT%	3-16 18.8%
FT%	2-4 50%
2nd FG%	11-39 28.2%
3PT%	4-19 21.1%
FT%	10-14 71.4%
GM FG%	20-72 27.8%
3PT%	7-35 20.0%
FT%	12-18 66.7%

Dead Ball Rebounds: 3, 0

Sam Houston - 102 — **Record: 1-1**

NO.	Name		Min	FG M-A	3P M-A	FT M-A	Rebounds OR	DR	TOT	Fouls PF	FD	TP	AS	TO	ST	Blocks BS	BA	+/-
10	Enel St. Bernard	F	17:35	2-3	0-0	3-6	1	3	4	0	5	7	3	2	1	1	0	32
18	Riccardo Greppi	F	13:06	3-3	0-0	1-2	0	3	3	0	1	7	1	0	0	1	0	19
2	Jacobe Coleman	G	19:53	5-11	3-6	0-0	1	2	3	0	1	13	2	1	0	0	2	22
5	Justin Begg	G	19:53	2-5	1-3	0-0	1	3	4	0	1	5	8	2	1	0	0	46
11	Aidan McDowell	G	17:33	7-11	3-6	1-2	1	5	6	3	2	18	0	1	1	0	0	34
6	Xavier Roberson		15:40	1-6	0-3	2-4	0	5	5	0	2	4	1	1	0	0	0	8
7	Zion Pipkin		14:52	0-3	0-2	0-0	1	2	3	1	0	0	1	1	0	0	0	-3
12	Matt Dann		14:26	6-7	0-0	2-4	7	5	12	3	3	14	1	0	1	1	0	16
8	Rylan Kelly		15:53	1-4	0-2	3-4	2	1	3	1	5	5	1	4	1	0	0	-6
32	Cheikh Ndiaye		08:38	4-4	0-0	1-3	3	2	5	1	2	9	0	1	0	0	0	9
22	Mahliq Guiseppi-Kitson		12:11	6-9	0-1	0-1	3	4	7	1	1	12	0	2	0	0	1	11
1	Yoda Oke		07:24	1-3	0-1	2-2	0	5	5	1	1	4	1	0	0	0	0	18
25	Alec Loustau		08:36	1-2	0-0	0-0	3	1	4	1	0	2	0	1	0	0	0	1
3	Keller Partain		07:10	0-4	0-3	0-0	0	1	1	0	0	0	0	1	0	0	0	4
13	Nathan Nguyen		07:10	1-1	0-0	0-0	0	1	1	0	0	2	1	1	0	0	0	4
Team							0	0	0	0		0		0				
Totals				40-76	7-27	15-28	23	43	66	12	24	102	20	18	5	3	3	43

Major Fouls: NONE

Shooting By Period	
1st FG%	20-35 57.1%
3PT%	3-9 33.3%
FT%	10-20 50%
2nd FG%	20-41 48.8%
3PT%	4-18 22.2%
FT%	5-8 62.5%
GM FG%	40-76 52.6%
3PT%	7-27 25.9%
FT%	15-28 53.6%

Dead Ball Rebounds: 7, 0

	HPU	SHSU
Biggest lead	0 (1st 20:00)	49 (2nd 2:33)
Best Scoring Run	7 (2nd 9:15)	19 (1st 1:53)
Lead Changes	0	
Times Tied	0	
Time with Lead	00:00	39:00

Points from	HPU	SHSU
Turnovers	21	11
Paint	18	66
Second Chance	16	29
Fast Breaks	15	18
Bench	44	52

Period by Period Scoring	1st	2nd	TOT
HPU	23	36	59
SHSU	53	49	102

LIVESTATS BY GENIUS SPORTS

SAM HOUSTON 85, PEPPERDINE 77

Official Basketball Box Score - Final
Pepperdine at Sam Houston
11/11/26 Johnson Coliseum, Huntsville, Texas
2026-27 Men's Basketball

Game Time: 6:30 PM
Game Duration: 2:16
Attendance: 1,100

Officials: Lucas Santos, James Curran, John Johnson

Pepperdine - 77 — **Record: 2-2**

NO.	Name		Min	FG M-A	3P M-A	FT M-A	Rebounds OR	DR	TOT	Fouls PF	FD	TP	AS	TO	ST	Blocks BS	BA	+/-
3	Petar Majstorovic	F	30:35	4-11	0-1	4-6	2	2	4	3	6	12	0	2	2	0	2	0
14	Oliver Kanden	F	27:27	1-3	1-3	0-0	0	1	1	0	0	3	1	0	0	0	0	-3
21	Anthony Robinson	F	18:23	2-5	0-0	5-14	4	5	9	4	8	9	0	1	0	2	0	1
2	Will McClendon	G	09:13	0-2	0-1	0-0	0	2	2	1	1	0	0	0	0	0	0	-7
5	Evan Haywood	G	35:11	7-14	4-10	0-0	1	3	4	3	0	18	1	3	2	0	0	-8
9	Youri Fritz		04:07	0-0	0-0	0-0	0	1	1	3	0	0	0	0	0	1	0	-4
23	Alex Constanza		20:02	3-6	1-1	0-0	0	4	4	3	0	7	2	3	0	0	1	-5
99	Jahari Williamson		34:56	6-11	4-9	5-6	0	2	2	3	3	21	4	0	1	0	0	-4
25	Anto Balian		20:06	3-5	0-0	1-1	1	2	3	4	1	7	2	0	2	0	1	-10
Team							0	1	1	0		0		0				
Totals				26-57	10-25	15-27	8	23	31	24	19	77	10	9	7	3	4	-8

Major Fouls: Majstorovic (F1) 2nd 1:40

Shooting By Period	
1st FG%	10-24 41.7%
3PT%	3-8 37.5%
FT%	12-19 63.2%
2nd FG%	16-33 48.5%
3PT%	7-17 41.2%
FT%	3-8 37.5%
GM FG%	26-57 45.6%
3PT%	10-25 40.0%
FT%	15-27 55.6%

Dead Ball Rebounds: 5, 0

Sam Houston - 85 — **Record: 2-1**

NO.	Name		Min	FG M-A	3P M-A	FT M-A	Rebounds OR	DR	TOT	Fouls PF	FD	TP	AS	TO	ST	Blocks BS	BA	+/-
10	Enel St. Bernard	F	31:44	3-5	0-1	1-2	6	4	10	1	1	7	2	0	2	2	0	10
12	Matt Dann	F	06:01	0-1	0-0	0-0	1	1	2	5	1	0	0	0	0	0	0	-6
2	Jacobe Coleman	G	27:48	5-12	1-4	9-9	1	3	4	1	4	20	0	2	0	0	2	-3
5	Justin Begg	G	25:31	3-14	0-3	7-7	0	5	5	1	4	13	2	0	2	0	1	8
11	Aidan McDowell	G	31:07	5-11	2-6	8-11	0	2	2	1	7	20	0	2	1	0	0	12
18	Riccardo Greppi		19:27	1-1	0-0	2-2	0	6	6	2	2	4	2	1	1	2	0	14
1	Yoda Oke		25:26	3-7	1-2	7-7	3	5	8	2	4	14	0	2	0	0	0	1
7	Zion Pipkin		23:05	2-5	1-4	2-2	0	2	2	1	1	7	0	2	0	0	0	3
22	Mahliq Guiseppi-Kitson		01:53	0-0	0-0	0-0	0	0	0	1	0	0	0	0	0	0	0	-2
32	Cheikh Ndiaye		07:58	0-1	0-0	0-0	0	2	2	4	0	0	0	0	0	0	0	3
Team							3	0	3	0		0		0				
Totals				22-57	5-20	36-40	14	30	44	19	24	85	6	9	6	4	3	8

Major Fouls: NONE

Shooting By Period	
1st FG%	14-37 37.8%
3PT%	5-15 33.3%
FT%	8-8 100%
2nd FG%	8-20 40.0%
3PT%	0-5 0.0%
FT%	28-32 87.5%
GM FG%	22-57 38.6%
3PT%	5-20 25.0%
FT%	36-40 90.0%

Dead Ball Rebounds: 2, 0

	PEP	SHSU
Biggest lead	5 (1st 2:32)	15 (2nd 16:21)
Best Scoring Run	8 (1st 5:48)	11 (1st 0:07)
Lead Changes	5	
Times Tied	6	
Time with Lead	04:43	29:00

Points from	PEP	SHSU
Turnovers	10	10
Paint	32	34
Second Chance	10	16
Fast Breaks	12	16
Bench	35	25

Period by Period Scoring	1st	2nd	TOT
PEP	35	42	77
SHSU	41	44	85

NO. 3 ILLINOIS 108, SAM HOUSTON 96

Official Basketball Box Score - Final
Sam Houston at Illinois
11/13/26 State Farm Center, Champaign, Ill.
2026-27 Men's Basketball

Game Time: 6:00 PM
Game Duration: 2:0
Attendance: 15,54

Officials: Kelly Pfeifer, Rob Kueneman, Kevin Br

Sam Houston - 86 — **Record: 2-2**

NO.	Name		Min	FG M-A	3P M-A	FT M-A	Rebounds OR	DR	TOT	Fouls PF	FD	TP	AS	TO	ST	Blocks BS	BA	+/-
10	Enel St. Bernard	F	26:18	3-4	0-0	0-0	2	6	8	0	2	6	3	2	0	1	1	-2
18	Riccardo Greppi	F	15:16	1-4	0-0	1-2	2	1	3	3	1	3	2	0	0	1	1	-14
2	Jacobe Coleman	G	25:54	4-10	3-8	0-0	1	2	3	3	2	11	1	1	0	0	0	-1
5	Justin Begg	G	29:06	6-18	2-6	5-5	1	4	5	2	6	19	10	3	1	0	2	-3
11	Aidan McDowell	G	33:10	7-13	4-10	1-3	0	1	1	3	3	19	0	2	0	0	0	-22
1	Yoda Oke		21:41	4-8	4-5	2-3	3	2	5	0	2	14	1	2	0	0	1	-27
12	Matt Dann		13:47	4-7	0-0	0-0	1	1	2	1	1	8	0	0	0	0	0	-2
7	Zion Pipkin		15:44	1-6	1-4	0-0	0	2	2	3	0	3	1	3	1	0	1	-16
32	Cheikh Ndiaye		07:02	0-0	0-0	0-0	0	2	2	3	0	0	1	1	0	0	0	-2
22	Mahliq Guiseppi-Kitson		03:55	0-1	0-0	0-0	0	0	0	0	1	0	0	0	0	0	0	-13
6	Xavier Roberson		04:18	0-1	0-0	0-0	0	1	1	0	1	0	0	0	0	0	0	-2
25	Alec Loustau		02:00	0-0	0-0	1-2	0	0	0	0	1	1	0	0	0	0	0	-3
8	Rylan Kelly		01:49	1-1	0-0	0-0	0	0	0	0	0	2	0	0	0	0	0	-3
Team							2	1	3	0		0		0				
Totals				31-73	14-33	10-15	12	23	35	19	19	86	19	14	2	2	6	-22

Major Fouls: NONE

Shooting By Period	
1st FG%	16-39 41.0%
3PT%	7-20 35.0%
FT%	1-1 100%
2nd FG%	15-34 44.1%
3PT%	7-13 53.8%
FT%	9-14 64.3%
GM FG%	31-73 42.5%
3PT%	14-33 42.4%
FT%	10-15 66.7%

Dead Ball Rebounds: 3, 0

Illinois - 108 — **Record: 3-1**

NO.	Name		Min	FG M-A	3P M-A	FT M-A	Rebounds OR	DR	TOT	Fouls PF	FD	TP	AS	TO	ST	Blocks BS	BA	+/-
13	Tomislav Ivisic	C	22:07	10-21	6-14	2-2	1	4	5	1	1	28	1	1	0	2	0	9
1	Lincoln Williams	G	18:18	1-2	1-2	2-2	0	4	4	3	1	5	0	0	0	0	0	5
2	Andrej Stojakovic	G	33:08	10-16	0-3	6-9	1	4	5	1	8	26	5	0	0	0	0	17
11	Quentin Coleman	G	28:22	4-7	1-3	2-4	3	5	8	4	4	11	6	3	4	0	1	17
34	Ethan Brown	G	27:56	4-6	3-5	0-0	1	4	5	4	0	11	7	0	3	0	0	10
7	Stefan Vaaks		24:22	6-11	1-4	1-1	2	1	3	1	4	14	3	0	0	1	0	14
22	Zavier Zens		20:56	2-4	2-4	0-0	0	2	2	1	0	6	1	0	0	0	0	20
44	Zvonimir Ivisic		15:07	2-5	1-4	0-1	2	3	5	2	1	5	0	1	2	3	0	13
31	Jason Jakstys		04:58	0-2	0-0	0-0	1	1	2	0	0	0	0	0	0	0	1	3
23	Lucas Morillo		02:46	1-1	0-0	0-0	1	0	1	1	0	2	0	0	0	0	0	1
8	Blake Fagbemi		01:49	0-0	0-0	0-0	0	0	0	1	0	0	0	0	0	0	0	2
5	Quentin McCoy		00:11	0-0	0-0	0-0	0	0	0	0	0	0	0	0	0	0	0	-1
Team							3	2	5	0		0		1				
Totals				40-75	15-39	13-19	15	30	45	19	19	108	23	6	9	6	2	22

Major Fouls: NONE

Shooting By Period	
1st FG%	17-39 43.6%
3PT%	6-18 33.3%
FT%	5-7 71.4%
2nd FG%	23-36 63.9%
3PT%	9-21 42.9%
FT%	8-12 66.7%
GM FG%	40-75 53.3%
3PT%	15-39 38.5%
FT%	13-19 68.4%

Dead Ball Rebounds: 3, 2

	SHSU	ILL
Biggest lead	2 (1st 19:47)	23 (2nd 0:27)
Best Scoring Run	6 (1st 10:40)	11 (1st 8:51)
Lead Changes	11	
Times Tied	3	
Time with Lead	04:10	34:29

Points from	SHSU	ILL
Turnovers	2	19
Paint	34	50
Second Chance	11	23
Fast Breaks	6	23
Bench	28	27

Period by Period Scoring	1st	2nd	TOT
SHSU	40	46	86
ILL	45	63	108

WYOMING 81, SAM HOUSTON 79

Official Basketball Box Score - Final

Sam Houston at Wyoming

11/17/26 Arena-Auditorium, Laramie

2026-27 Men's Basketball

Game Time: 6:30 PM
Game Duration: 2:10
Attendance: 3,021

Officials: Larry Scirotto, Scott Brown, King Whetstone

Sam Houston - 79 **Record: 2-3**

NO.	Name		Min	FG M-A	3P M-A	FT M-A	Rebounds OR	DR	TOT	Fouls PF	FD	TP	AS	TO	ST	Blocks BS	BA	+/-
10	Enel St. Bernard	F	26:32	5-8	0-1	1-4	0	3	3	1	2	11	3	2	2	0	0	2
18	Riccardo Greppi	F	23:21	5-5	0-0	0-1	1	5	6	4	1	10	3	0	0	6	0	1
2	Jacobe Coleman	G	30:50	6-11	3-5	2-2	1	2	3	3	0	17	2	4	0	0	0	7
5	Justin Begg	G	24:42	5-10	2-4	4-4	0	5	5	4	5	16	3	3	0	0	1	5
11	Aidan McDowell	G	24:59	0-5	0-4	2-2	0	3	3	3	2	2	3	1	1	0	0	-4
1	Yoda Oke		28:14	6-10	3-4	0-1	2	3	5	2	2	15	1	1	1	0	0	-14
7	Zion Pipkin		18:35	0-3	0-1	0-0	0	3	3	0	0	0	3	1	2	0	1	-11
12	Matt Dann		08:18	1-1	0-0	1-1	0	1	1	2	2	3	0	0	0	0	0	0
8	Rylan Kelly		06:34	1-1	0-0	1-1	0	0	0	1	2	3	0	0	0	0	0	3
22	Mahliq Guiseppi-Kitson		05:54	1-3	0-1	0-2	1	1	2	2	3	2	0	1	0	0	0	-1
32	Cheikh Ndiaye		02:00	0-0	0-0	0-0	0	0	0	0	0	0	0	0	1	0	0	2
Team							1	1	2	0		0			1			
Totals				30-57	8-20	11-18	6	27	33	22	19	79	18	14	7	6	2	-2

Shooting By Period		
1st FG%	14-28	50.0%
3PT%	4-11	36.4%
FT%	4-8	50%
2nd FG%	16-29	55.2%
3PT%	4-9	44.4%
FT%	7-10	70%
GM FG%	30-57	52.6%
3PT%	8-20	40.0%
FT%	11-18	61.1%

Dead Ball Rebounds: 4, 0

Major Fouls: NONE

Wyoming - 81 **Record: 4-1**

NO.	Name		Min	FG M-A	3P M-A	FT M-A	Rebounds OR	DR	TOT	Fouls PF	FD	TP	AS	TO	ST	Blocks BS	BA	+/-
1	Michael Mora	F	23:05	1-3	1-3	0-0	1	3	4	2	1	3	1	0	0	0	0	-6
11	Gavin Gores	F	24:47	3-7	0-2	6-6	1	3	4	3	3	12	3	2	0	1	0	-3
2	Nasir Meyer	G	38:20	8-19	0-2	6-9	3	8	11	0	8	22	5	1	2	0	1	1
3	Khaden Bennett	G	32:55	6-15	0-4	7-8	2	6	8	2	6	19	0	3	2	1	1	8
22	Parker Gerrits	G	33:18	1-4	0-2	0-0	2	2	4	4	1	2	1	1	2	0	0	-2
10	Renars Sondors		08:58	1-1	1-1	0-0	0	1	1	2	0	3	0	0	0	0	0	10
0	Uriyah Rojas		26:15	5-13	3-5	4-5	2	0	2	2	3	17	2	0	1	0	2	6
5	Madden Smiley		04:19	1-1	1-1	0-0	0	0	0	2	0	3	0	0	0	0	0	-1
19	Linus Ruf		02:23	0-0	0-0	0-0	0	0	0	2	0	0	0	1	0	0	0	0
45	Neil Summers		05:40	0-2	0-0	0-0	2	0	2	0	0	0	0	1	0	0	2	-3
Team							2	1	3	0		0		0				
Totals				26-65	6-20	23-28	15	24	39	19	22	81	12	9	7	2	6	2

Shooting By Period		
1st FG%	15-34	44.1%
3PT%	5-9	55.6%
FT%	8-10	80%
2nd FG%	11-31	35.5%
3PT%	1-11	9.1%
FT%	15-18	83.3%
GM FG%	26-65	40.0%
3PT%	6-20	30.0%
FT%	23-28	82.1%

Dead Ball Rebounds: 2, 0

Major Fouls: Gores (F1) 2nd 18:19

	SH	WYO
Biggest lead	5 (1st 7:17)	13 (2nd 4:20)
Best Scoring Run	8 (2nd 16:51)	9 (1st 14:24)
Lead Changes	9	
Times Tied	6	
Time with Lead	07:13	29:41

Points from	SH	WYO
Turnovers	13	19
Paint	44	34
Second Chance	8	12
Fast Breaks	15	12
Bench	23	23

Period by Period Scoring	1st	2nd	TOT
SH	36	43	79
WYO	43	38	81

LIVESTATS BY GENIUS SPORTS