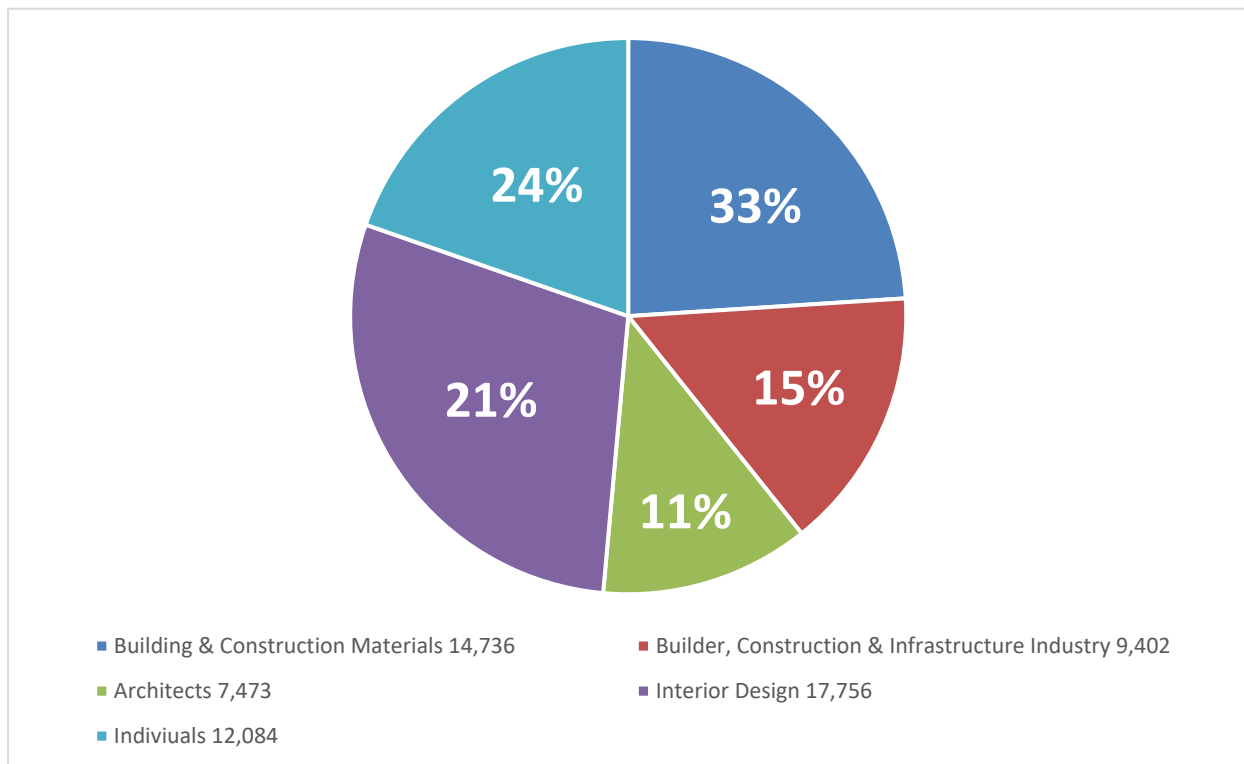


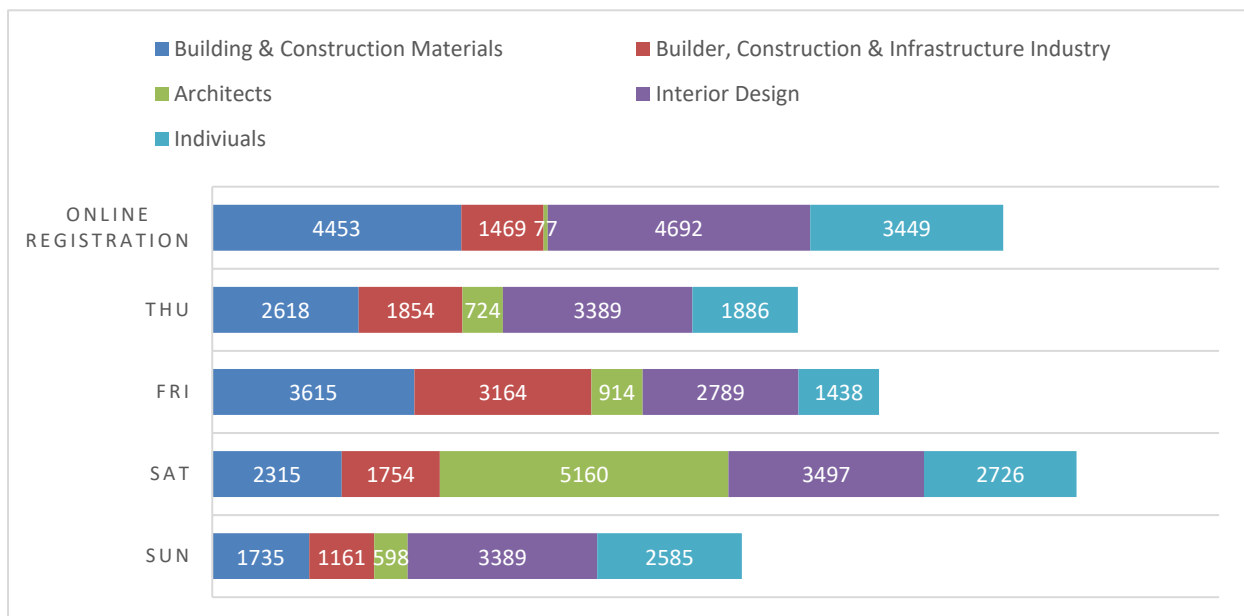
| 2021 Taipei Building Show

Statistical Analysis

Visitors Background



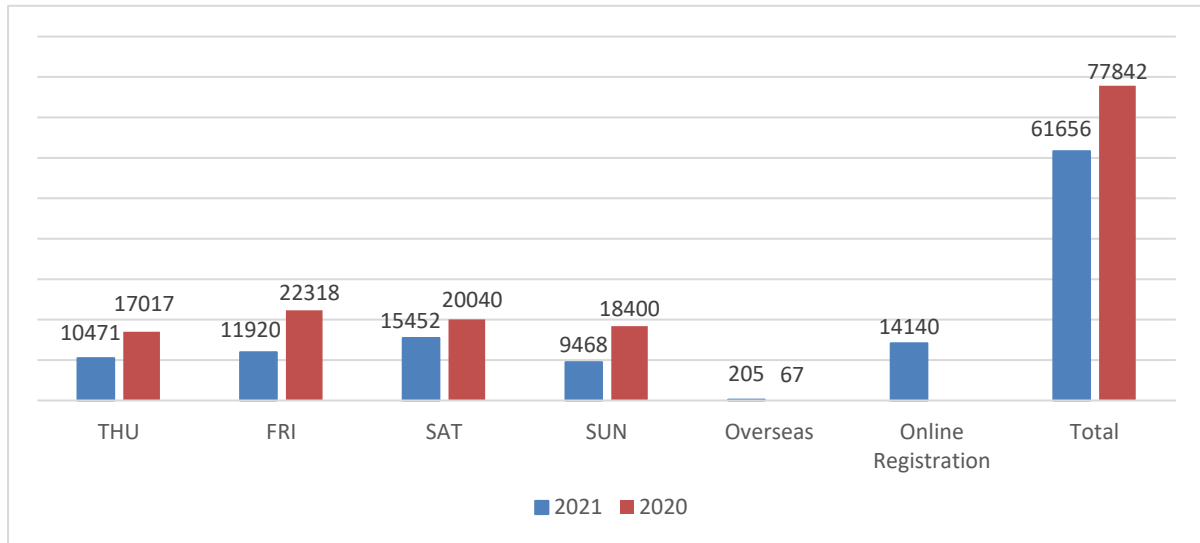
Background Analysis of Daily Visitors



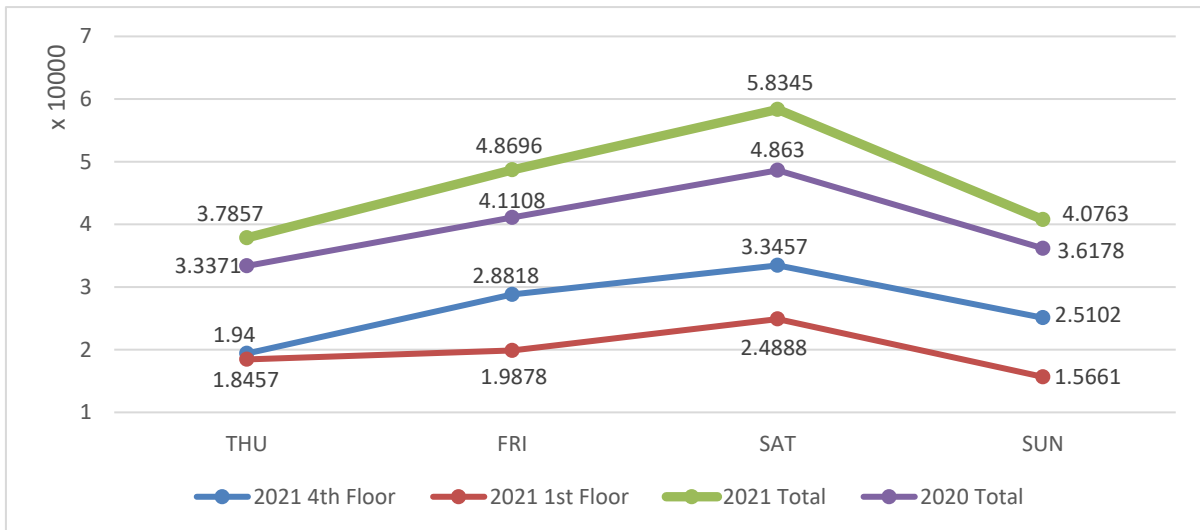
2021 Taipei Building Show

Statistical Analysis

Annual Daily Registration Numbers



Analysis of Daily Visits



Countries of Overseas Visitors

From 21 Countries

China, USA, Japan, Malaysia, Singapore, Vietnam, Myanmar, Australia, Philippines, United Kingdom, Canada, France, Brazil, Korea, Germany, Greece, Thailand, Chile, Laos, Turkey, United Arab Emirates.

2021 Taipei Building Show

Statistical Analysis

2021 Exhibitors

Nationality	Exhibitors	Booths
Domestic	466	2,088
Overseas	10	46
Total	476	2,134

2021 Visitors

Visitors	Number
Domestic	61,451
Overseas	205
Total	61,656

Total Visits	Each Floor Visits	Badge
185,661	1 st Floor: 78,887 4 th Floor: 106,777	On-site Registration Visitors: 47,516 Online Pre-registration Visitors: 14,140

2021 Overseas Exhibitors

Countries of Exhibitors	
18 Countries (6 Exhibitors +12 Agents)	<u>China, USA, Japan, Indonesia, Somaliland, Mongolia, Denmark, Belgium, Canada, France, United Kingdom, New Zealand, Philippines, Sweden, Germany, Australia, Italy, Korea.</u>

2020 Exhibitors

Nationality	Exhibitors	Booths
Domestic	512	2,081
Overseas	14	51
Total	526	2,133

2020 Visitors

Visitors	Number
Domestic	77,775
Overseas	67
Total	77,842

Total Visits	Each Floor Visits	Badge
159,257	1 st Floor: 76,199 4 th Floor: 83,058	1 st Floor Exhibitors: 4,880 4 th Floor Exhibitors: 5,840
		Visitors: 77,842

2020 Overseas Exhibitors

Countries of Exhibitors	
19 Countries (7 Exhibitors +12 Agents)	<u>China, USA, Japan, Indonesia, Brazil, Thailand, Somaliland, Denmark, Belgium, Canada, France, United Kingdom, New Zealand, Philippines, Sweden, Germany, Australia, Italy, Korea.</u>