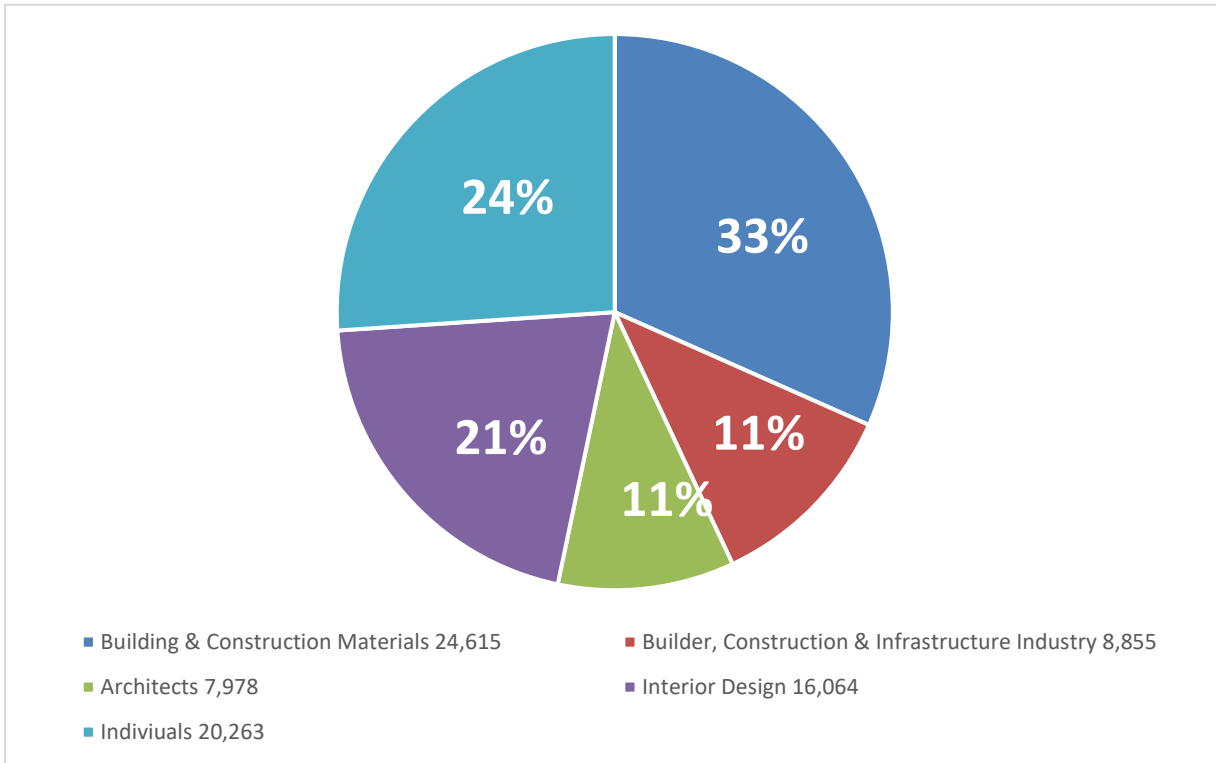


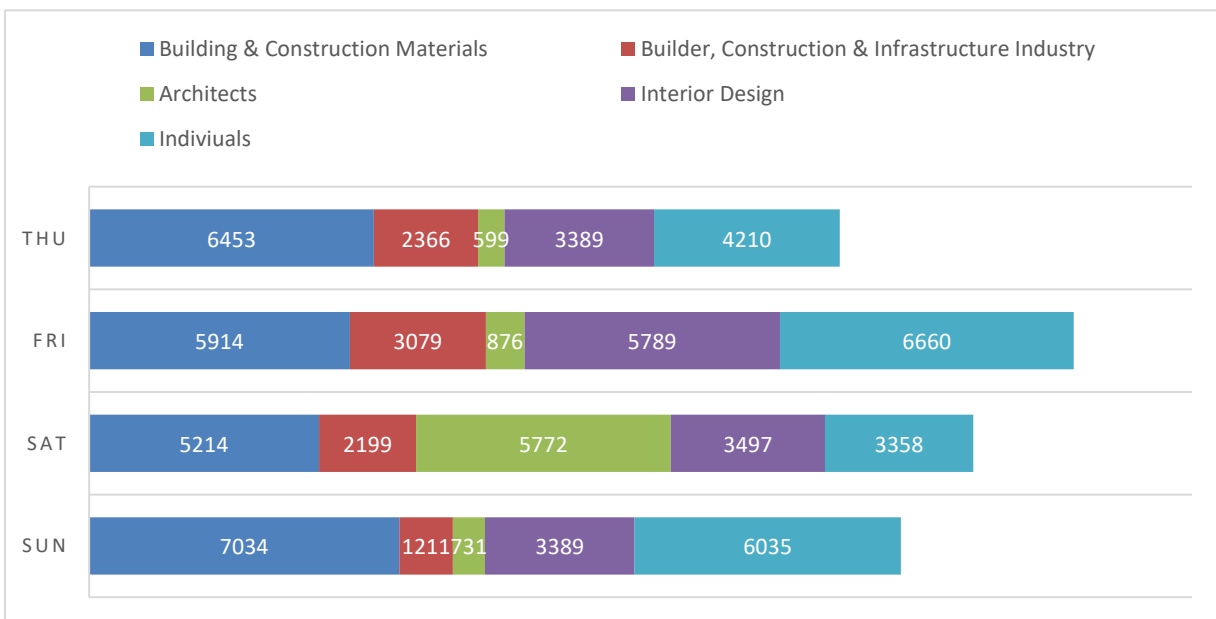
# 2020 Taipei Building Show

## Statistical Analysis

### Visitors Background



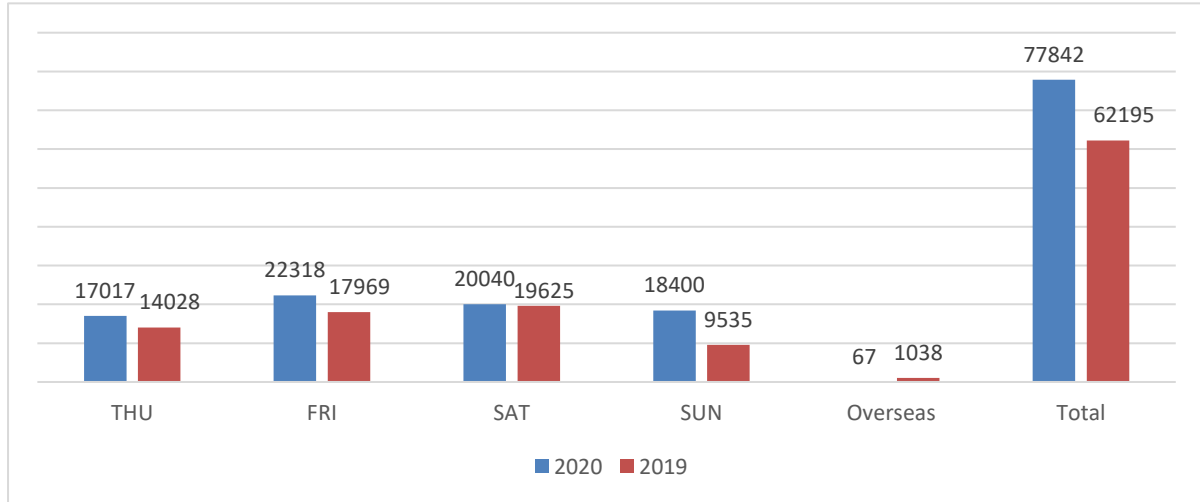
### Background Analysis of Daily Visitors



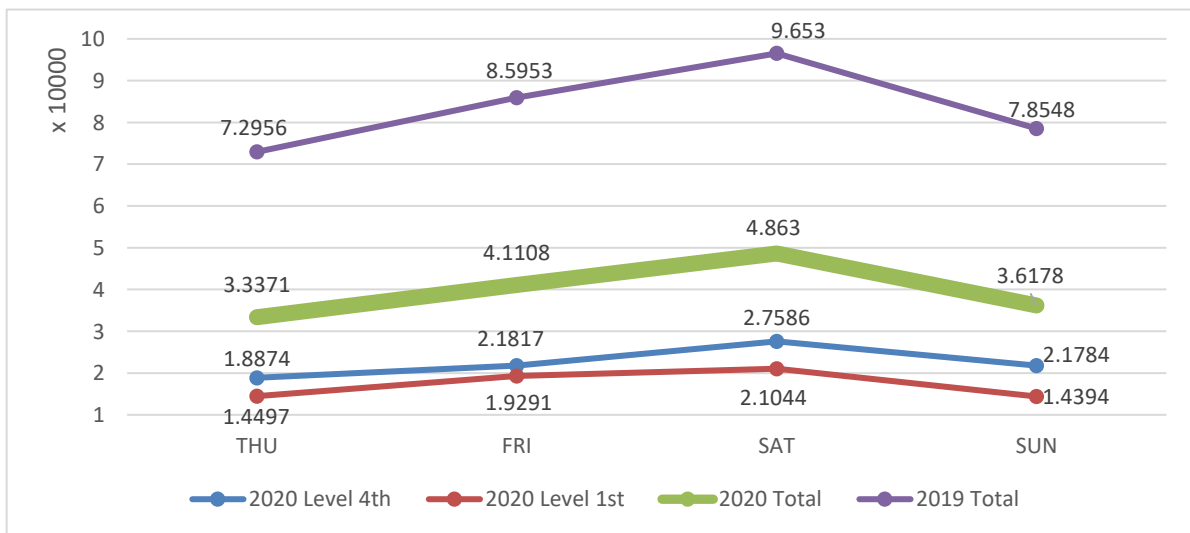
# 2020 Taipei Building Show

## Statistical Analysis

### Annual Visitor Numbers



### Analysis of Daily Visits



### Countries of Overseas Visitors

#### From 17 Countries

China, USA, Malaysia, Japan, Singapore, Australia, Thailand, Vietnam, Portugal, Philippines, Germany, Mexico, Switzerland, Laos, Israel, Myanmar, Turkey.

# 2020 Taipei Building Show

## Statistical Analysis

### 2020 Exhibitors

Nationality	Exhibitors	Booths
Domestic	512	2,081
Overseas	14	51
<b>Total</b>	<b>526</b>	<b>2,133</b>

### 2020 Visitors

Visitors	Number
Domestic	77,775
Overseas	67
<b>Total</b>	<b>77,842</b>

Total Visits	Each Floor Visits	Badge
159,257	1 <sup>st</sup> Floor:76,199 4 <sup>th</sup> Floor:83,058	1 <sup>st</sup> Floor Exhibitors:4,880 4 <sup>th</sup> Floor Exhibitors:5,840
		Visitors: 77,842

### 2020 Overseas Exhibitors

Countries of Exhibitors	
19 Countries (7 Exhibitors +12 Agents)	<u>China, USA, Japan, Indonesia, Brazil, Thailand, Somaliland, Denmark, Belgium, Canada, France, United Kingdom, New Zealand, Philippines, Sweden, Germany, Australia, Italy, Korea.</u>

### 2019 Exhibitors

Nationality	Exhibitors	Booths
Domestic	519	2,187
Overseas	33	106
<b>Total</b>	<b>552</b>	<b>2,293</b>

### 2019 Visitors

Visitors	Number
Domestic	61,157
Overseas	1,038
<b>Total</b>	<b>62,195</b>

Total Visits	Each Floor Visits	Badge
333,987	1 <sup>st</sup> Floor:162,812 4 <sup>th</sup> Floor:171,175	1 <sup>st</sup> Floor Exhibitors:5,160 4 <sup>th</sup> Floor Exhibitors:6,108
		Visitors:62,195

### 2019 Overseas Exhibitors

Countries of Exhibitors	
22 Countries (9 Exhibitors +13 Agents)	<u>China, India, USA, Japan, Vietnam, Singapore, Russia, Greece, Mongolia, Denmark, Belgium, Canada, France, UK, Thailand, New Zealand, Philippines, Sweden, Germany, Australia, Italy, Korea</u>