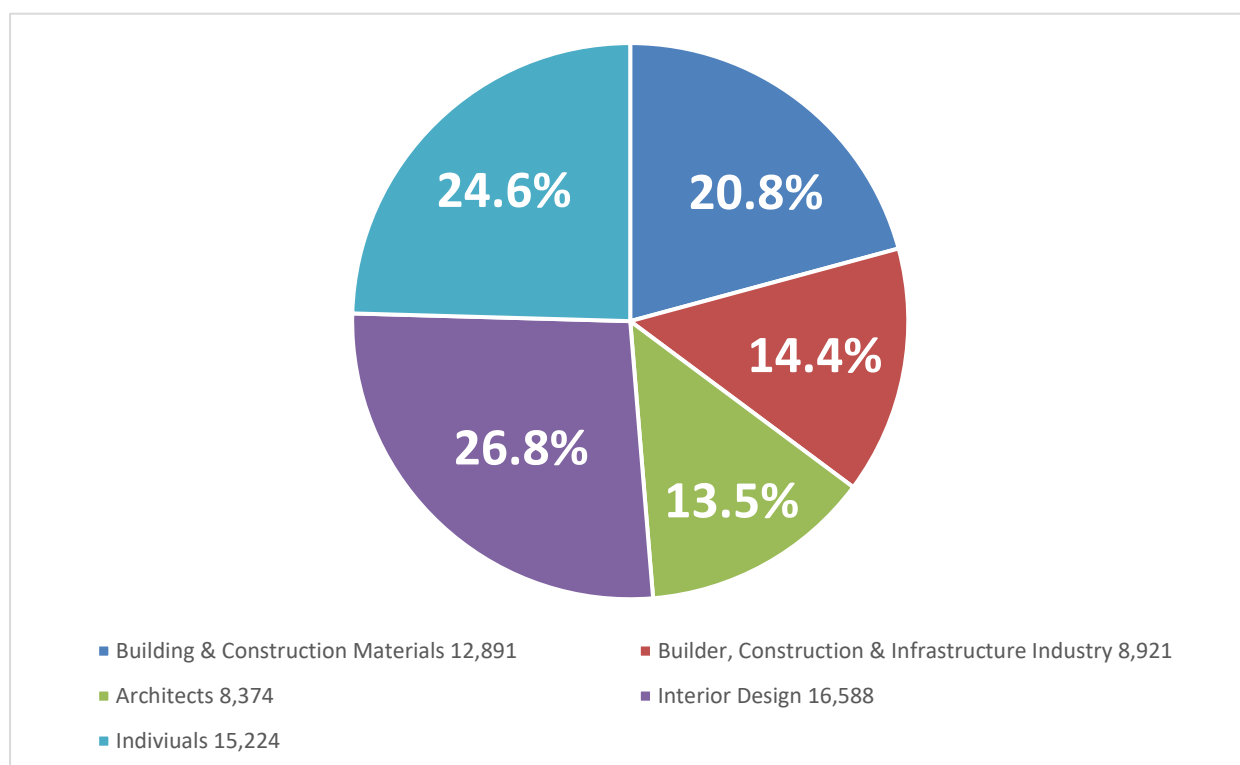


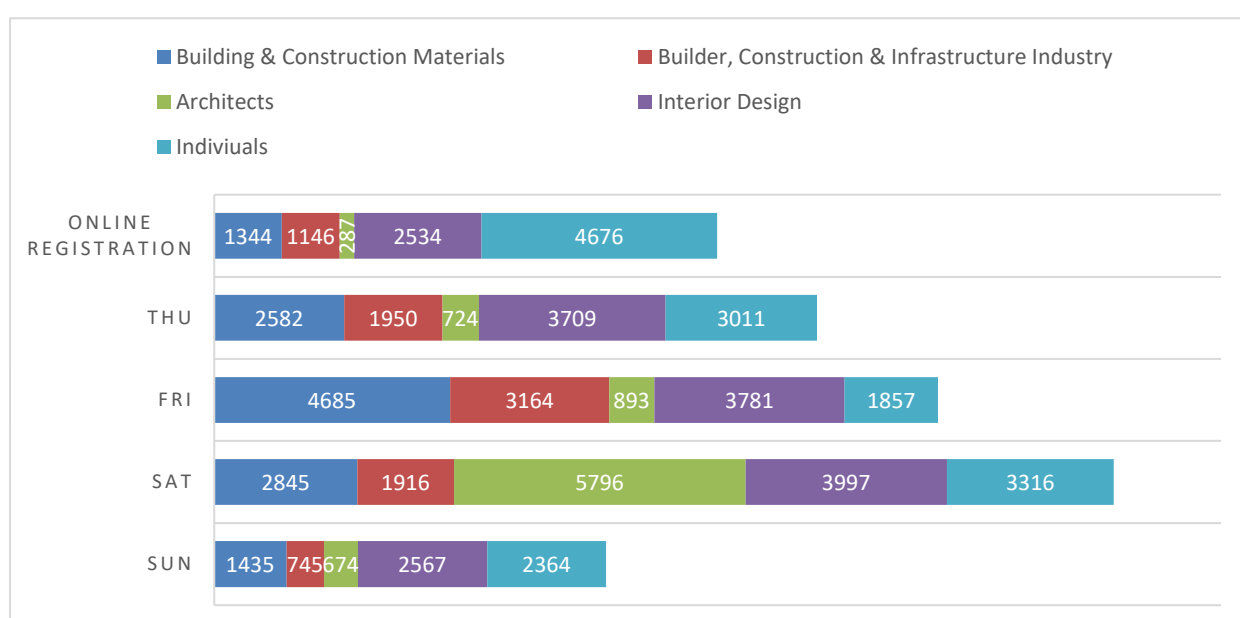
2022 Taipei Building Show

Statistical Analysis

Visitors Background



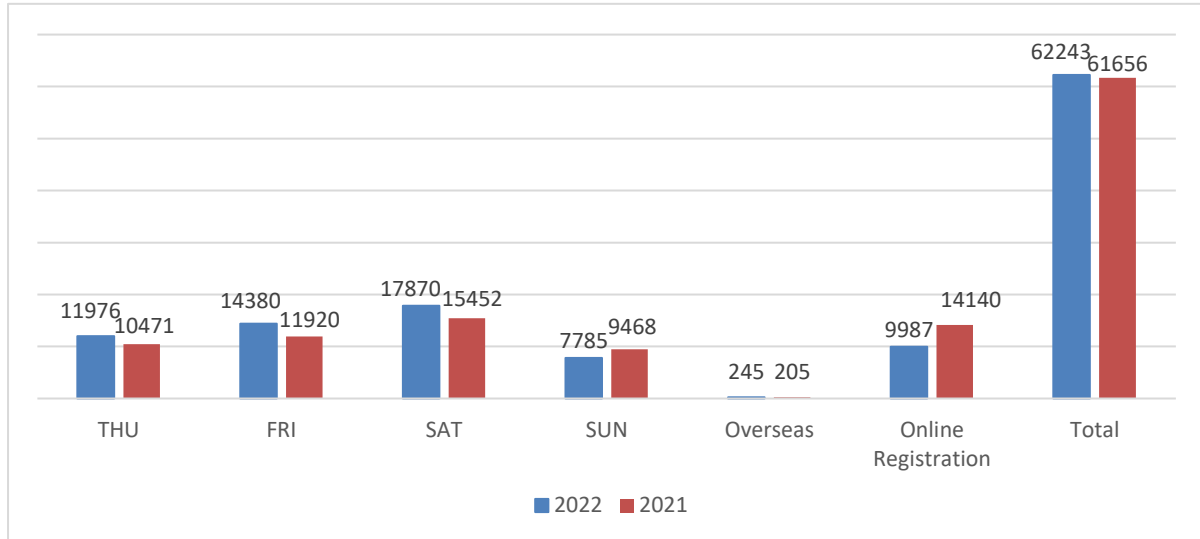
Background Analysis of Daily Visitors



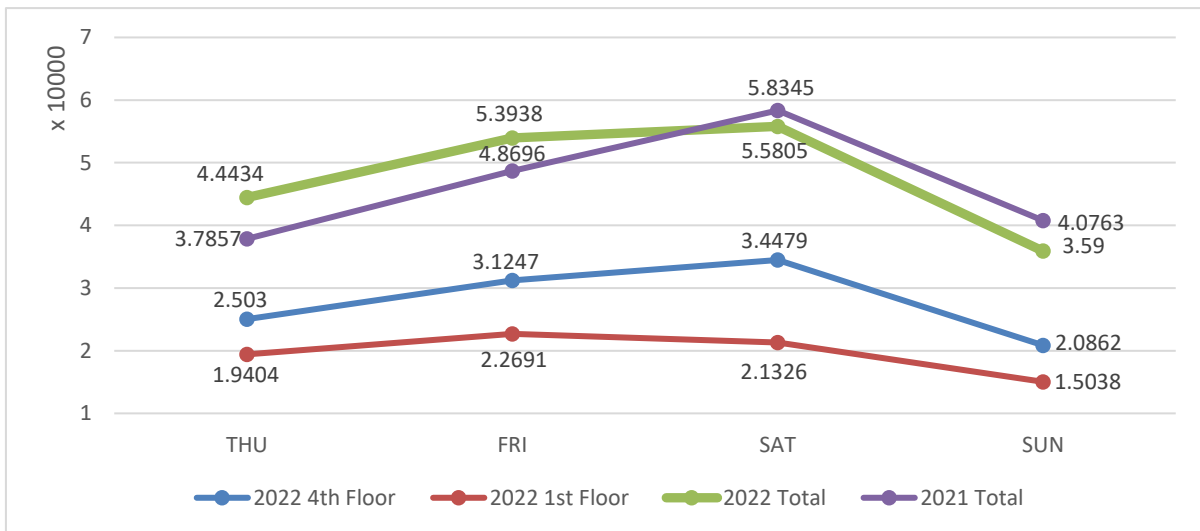
2022 Taipei Building Show

Statistical Analysis

Annual Daily Registration Numbers



Analysis of Daily Visits



Countries of Overseas Visitors

From 34 Countries

USA, Singapore, Japan, China, Malaysia, Canada, Nigeria, Korea, Germany, Australia, Philippines, Vietnam, Indonesia, India, Thailand, Sweden, Switzerland, Spain, Portugal, Panama, Myanmar, Italy, Belgium, Ukraine, Russia, Brazil, France, Greece, Romania, Bangladesh, Turkey, Armenia, Tunisia, Qatar.

2022 Taipei Building Show

Statistical Analysis

2022 Exhibitors

Nationality	Exhibitors	Booths
Domestic	481	2,253
Overseas	10	51
Total	491	2,304

2022 Visitors

Visitors	Number
Domestic	61,998
Overseas	245
Total	62,243

Total Visits	Each Floor Visits	Badge
190,077	1 st Floor:78,459 4 th Floor:111,618	On-site Registration Visitors: 52,256 Online Pre-registration Visitors: 9,987

2022 Overseas Exhibitors

Countries of Exhibitors	
21 Countries (8 Exhibitors +13 Agents)	<u>China, USA, Japan, Indonesia, Somaliland, Eswatini, Thailand, Spain,</u> Italy, Poland, Germany, Denmark, Belgium, Canada, France, Switzerland, United Kingdom, New Zealand, Philippines, Sweden, Australia

2021 Exhibitors

Nationality	Exhibitors	Booths
Domestic	466	2,088
Overseas	10	46
Total	476	2,134

2021 Visitors

Visitors	Number
Domestic	61,451
Overseas	205
Total	61,656

Total Visits	Each Floor Visits	Badge
185,661	1 st Floor:78,887 4 th Floor:106,777	On-site Registration Visitors: 47,516 Online Pre-registration Visitors: 14,140

2021 Overseas Exhibitors

Countries of Exhibitors	
18 Countries (6 Exhibitors +12 Agents)	<u>China, USA, Japan, Indonesia, Somaliland, Mongolia,</u> Denmark, Belgium, Canada, France, United Kingdom, New Zealand, Philippines, Sweden, Germany, Australia, Italy, Korea.