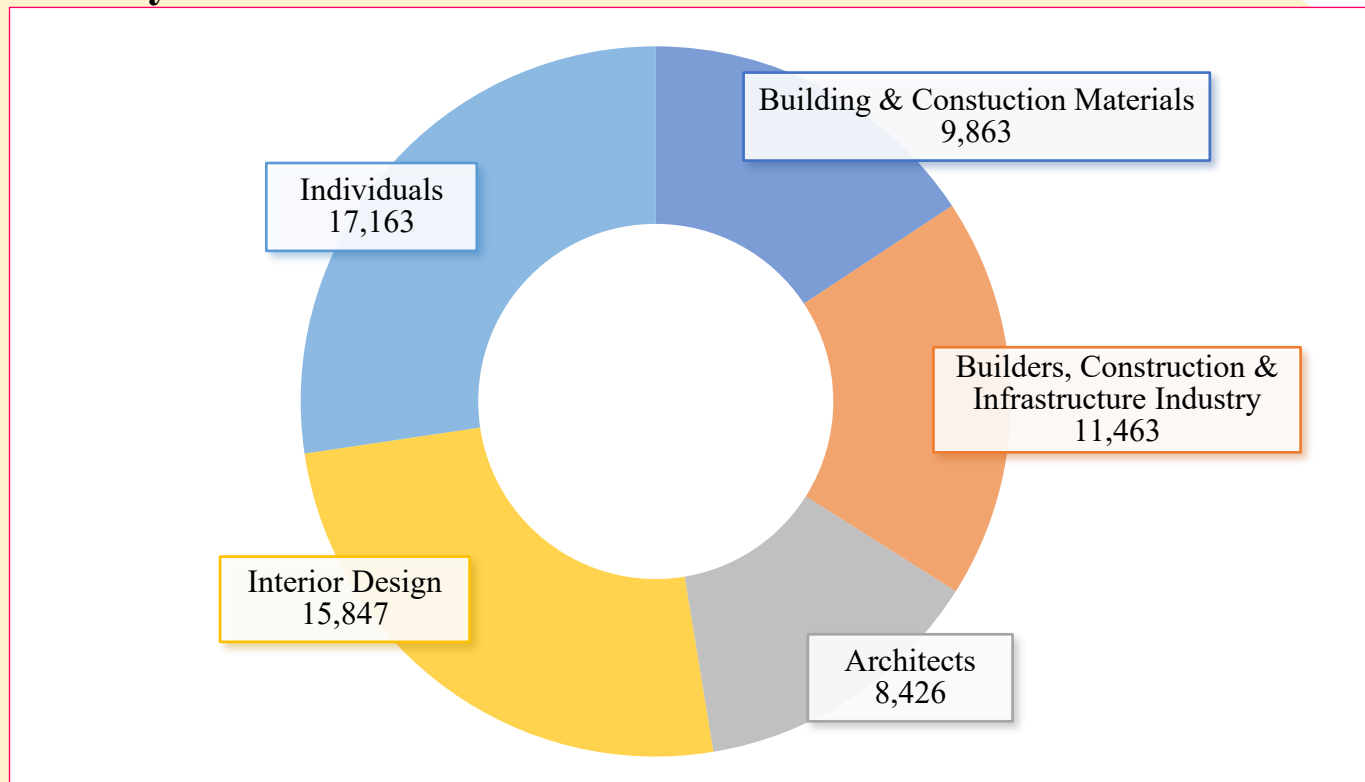
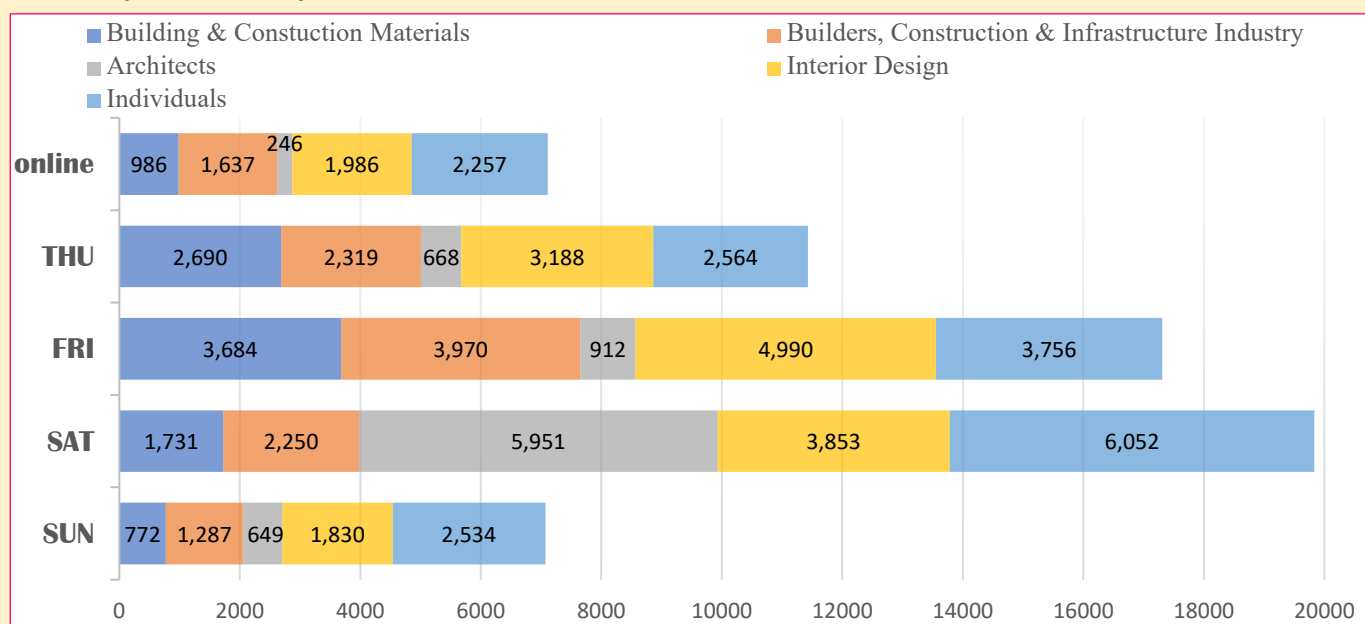


## Statistical Analysis of 2023 Taipei Building Show

### Identity of Visitors



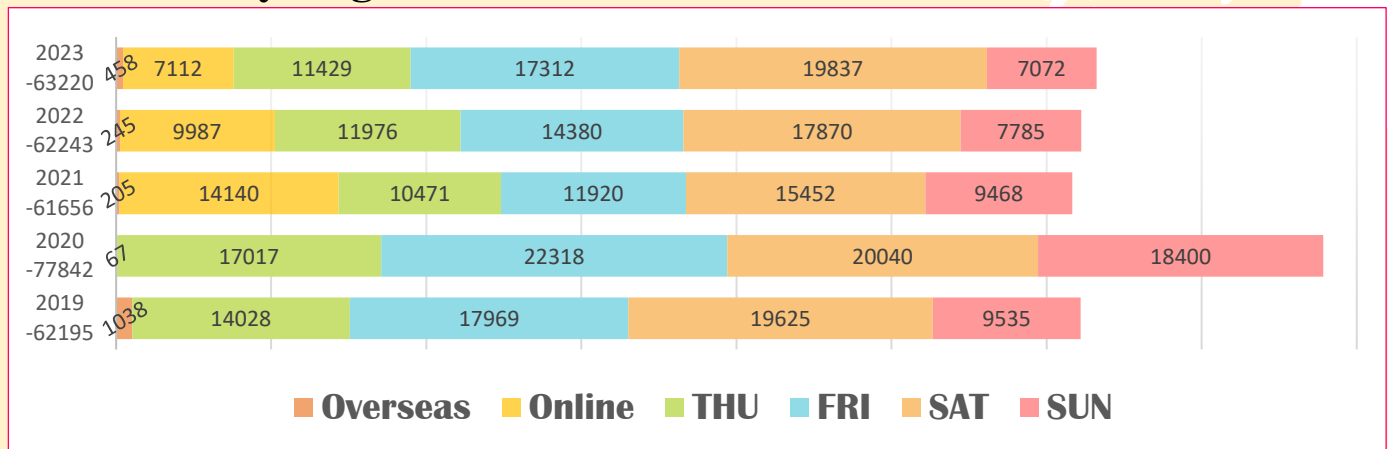
### Identity of Daily Visitors



#### Remark:

On Saturday, when the Architect Festival be held on, there were up to 2,891 architects attending, accompanied by 2,387 family members. Additionally, 673 individuals opted for on-site registration, bringing the total count to 5,951 attendees. On Sunday, entry requirements were changed to allow unrestricted access without the need for registration after 1:00 PM.

## Annual Daily Registration Numbers



### Remark:

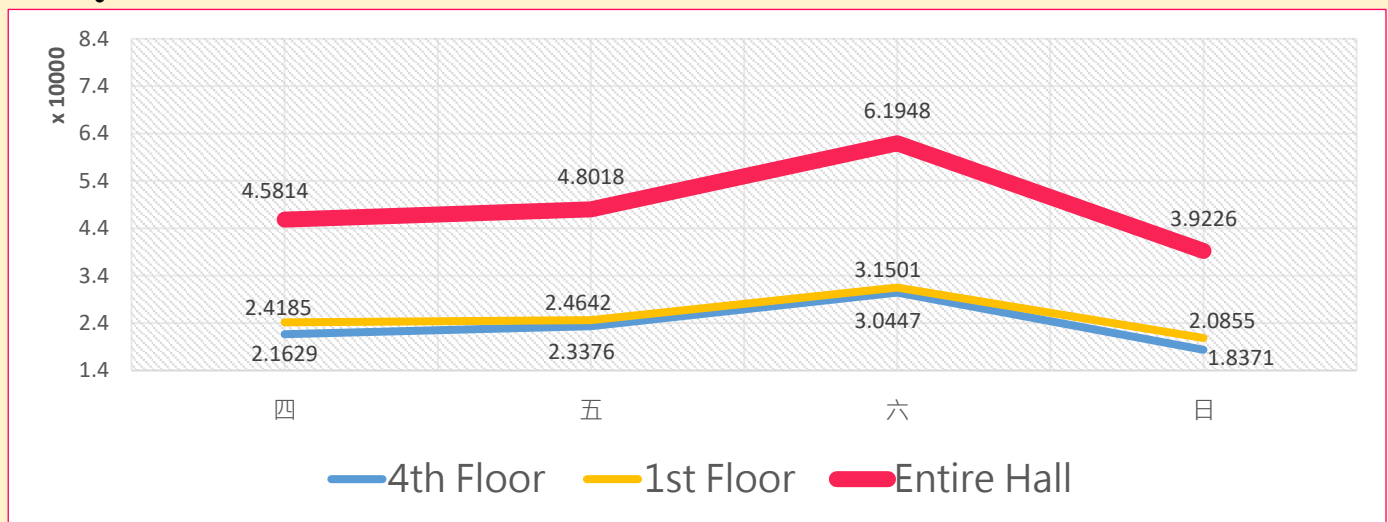
Physical badges were not reclaimed or reused.

After 1:00 PM on December 10, 2023, entry was allowed without the need for badge exchange.

## Countries of Overseas Visitors (total of 36 countries):

Japan, China, Hong Kong, Korea, Malaysia, Singapore, Philippine, USA, Mongolia, Vietnam, Indonesia, Thailand, India, Canada, Australia, Spanish, Russia, UK, Germany, New Zealand, Turkey, Italy, Laos, Czech Republic, Portugal, Pakistan, Nigeria, Qatar, Poland, Brazil, Kuwait, Myanmar, France, Argentina, Macao, Costa Rica.

## Daily Cumulative Visitor Count



### Remark:

The exhibition hall has installed infrared sensors to count the number of visitors entering the venue.

On December 10<sup>th</sup>, all entries were open to all without restrictions after 1:00 PM.

## Data Statistics of 2023 :

Exhibitors of 2023	Visitors of 2023
There are a total of <b>498</b> manufacturing companies, with <b>2,373</b> booths in total.	Total of <b>63,220</b> visitors during the show.
There are <b>481 Domestic Exhibitors</b> occupying 2,318 booths, while <b>17 Overseas Manufacturers</b> occupy 55 booths.	<b>Number of Visitors:</b> <ul style="list-style-type: none"> <li>◆ Domestic Visitors: 62,762</li> <li>◆ Overseas Buyers: 458</li> <li>◆ On-site Registratio: 56,108</li> <li>◆ Pre-registration online: 7,112</li> </ul>
<b>Exhibitors from 24 Countries</b> <ul style="list-style-type: none"> <li>◆ <b>Direct Participation:</b> China, USA, Japan, Indonesia, Singapore, Malaysia, Thailand, Spanish, Korea.</li> <li>◆ <b>Agent Participation:</b> Italy, Poland, Germany, Denmark, Belgium, Canada, French, Switzerland, UK, New Zealand, Philippine, Sweden, Australia, Austria, Portugal.</li> </ul>	<b>Total Attendance in the Venue</b> <p style="text-align: center;"><b>Reached a count of</b> <b>195,006</b> <b>Attendees!!!</b></p> <ul style="list-style-type: none"> <li>◆ The entrance of Zone L, M, N on the 4<sup>th</sup> Floor visitors reached 96,823.</li> <li>◆ The entrance of Zone I, J, K on the 1<sup>st</sup> Floor visitors reached 101,183.</li> </ul>

## Data Statistics of 2022 :

Exhibitors of 2022	Visitors of 2022
There are a total of <b>491</b> manufacturing companies, with <b>2,304</b> booths in total.	Total of <b>62,243</b> visitors during the show.
There are 481 Domestic Exhibitors occupying 2,253 booths, while 10 Overseas Manufacturers occupy 51 booths.	<b>Number of Visitors:</b> <ul style="list-style-type: none"> <li>◆ Domestic Visitors: 61,998</li> <li>◆ Overseas Buyers: 245</li> <li>◆ On-site Registratio: 52,256</li> <li>◆ Pre-registration online: 9,987</li> </ul>
<b>Exhibitors from 21 Countries</b> <ul style="list-style-type: none"> <li>◆ Direct Participation: China, USA, Japan, Indonesia, Somaliland, Eswatini, Thailand, Spanish.</li> <li>◆ Agent Participation: Italy, Poland, Germany, Denmark, Belgium, Canada, French, Switzerland, UK, New Zealand, Philippine, Sweden, Australia.</li> </ul>	<b>Total Attendance in the Venue</b> <p style="text-align: center;"><b>Total of 190,077 Attendees!!!</b></p> <ul style="list-style-type: none"> <li>◆ The entrance of Zone L, M, N on the 4<sup>th</sup> Floor visitors reached 96,823.</li> <li>◆ The entrance of Zone I, J, K on the 1<sup>st</sup> Floor visitors reached 101,183.</li> </ul>

### Remark:

On average, each visitor passed in and out three times.

Due to the pandemic, badges are not recycled; visitors are encouraged to bring and reuse them for entry.