

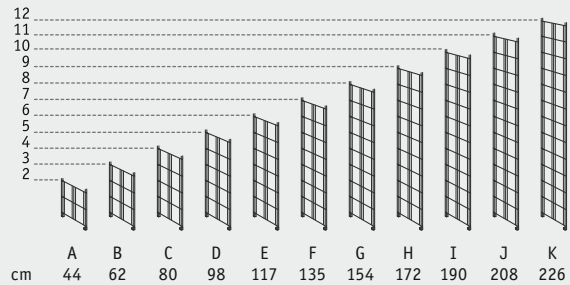
UPRIGHT | B III 380

Upright 38 cm

Article	Color/Material	Dimensions (cm)
A/370 040	chrome	44 x 38 x 2
B/370 060	chrome	62 x 38 x 2
C/270 100	chrome	80 x 38 x 2
D/370 100	chrome	98 x 38 x 2
E/270 110	chrome	117 x 38 x 2
F/370 130	chrome	135 x 38 x 2
G/270 120	chrome	154 x 38 x 2
H/370 170	chrome	172 x 38 x 2
I/270 130	chrome	190 x 38 x 2
J/270 140	chrome	208 x 38 x 2
K/270 160	chrome	226 x 38 x 2

Spare parts: 80-000008 Replacement leveling foot for shelving upright

Sizes (1 size unit = 183 mm)



Important information: For upright heights of 190 cm or more please order the wall brackets for the shelf uprights at the same time.

Deco top for upright

Article	Color/Material	Dimensions (cm)
1074	chrome	40 x ø 3

Wall brackets for the shelf upright (1 pair)

Article	Color/Material	Dimensions (cm)
215 010	chrome	

Wall rail unit (incl. fitting)

Article	Color/Material	Dimensions (cm)
A/170 100	chrome	98 x 6
B/170 140	chrome	208 x 6

matching: →

Bracket for wall rail unit

Article	Color/Material	Dimensions (cm)
170 030	chrome	19
170 010	chrome	25
170 020	chrome	38

Deco top for wall rail unit

Article	Color/Material	Dimensions (cm)
1704	chrome	6 x ø 3

SHELVES | B III 380

Wire shelf

Article	Color/Material	Dimensions (cm)	kg
270 2000	chrome	27 x 38	70
270 200	chrome	46 x 38	70
270 210	chrome	65 x 38	70
270 220	chrome	85 x 38	60
270 230	chrome	104 x 38	50
270 240	chrome	124 x 38	40

Spare parts: 80-000009 Replacement fitting for wire shelf

Frosted glass insert for assembly on a wire shelf

Article	Color/Material	Dimensions (cm)
270 437	frosted glass	27 x 38
270 447	frosted glass	46 x 38
270 457	frosted glass	65 x 38
270 467	frosted glass	85 x 38
270 477	frosted glass	104 x 38
270 487	frosted glass	124 x 38

Metal shelf chrome

Article	Color/Material	Dimensions (cm)	kg
149 00	chrome	27 x 38	50
150 00	chrome	46 x 38	50
151 00	chrome	65 x 38	40
152 00	chrome	85 x 38	30
153 00	chrome	104 x 38	25
154 00	chrome	124 x 38	20

Spare parts: 80-000010 Replacement fitting for metal/perforated metal shelf

Wooden shelf lacquered

Article	Color/Material	Dimensions (cm)	kg
570 305	white	46 x 38	70
570 315	white	65 x 38	70
570 325	white	85 x 38	60
570 335	white	104 x 38	50
570 301	black	46 x 38	70
570 311	black	65 x 38	70
570 321	black	85 x 38	60
570 331	black	104 x 38	50

Spare parts: 80-000027 Replacement fitting for wooden shelf

Metal shelf perforated

Article	Color/Material	Dimensions (cm)	kg
270 3000	chrome	27 x 38	50
270 300	chrome	46 x 38	50
270 310	chrome	65 x 38	40
270 320	chrome	85 x 38	30
270 330	chrome	104 x 38	25
270 340	chrome	124 x 38	20
272 300	black coated	46 x 38	50
272 310	black coated	65 x 38	40
272 320	black coated	85 x 38	30
273 300	white coated	46 x 38	50
273 310	white coated	65 x 38	40
273 320	white coated	85 x 38	30

Spare parts: 80-000010 Replacement fitting for metal/perforated metal shelf

Black glass for assembly on a wire shelf

Article	Color/Material	Dimensions (cm)
270 431	black glass	27 x 38
270 441	black glass	46 x 38
270 451	black glass	65 x 38
270 461	black glass	85 x 38
270 471	black glass	104 x 38
270 481	black glass	124 x 38

Metal shelf coated

Article	Color/Material	Dimensions (cm)	kg
272 400	black coated	46 x 38	50
272 410	black coated	65 x 38	50
272 420	black coated	85 x 38	40
273 400	white coated	46 x 38	30
273 410	white coated	65 x 38	25
273 420	white coated	85 x 38	20

Spare parts: 80-000010 Replacement fitting for metal/perforated metal shelf

Wooden shelf veneered

Article	Color/Material	Dimensions (cm)	kg
570 302	beech veneered	46 x 38	70
570 312	beech veneered	65 x 38	70
570 322	beech veneered	85 x 38	60
570 306	walnut veneered	46 x 38	70
570 316	walnut veneered	65 x 38	70
570 326	walnut veneered	85 x 38	60
570 304	cherrywood ven.	46 x 38	70
570 314	cherrywood ven.	65 x 38	70
570 324	cherrywood ven.	85 x 38	60
570 334	cherrywood ven.	104 x 38	50

Spare parts: 80-000027 Replacement fitting for wooden shelf

BODIES complete with fronts | BIII 380

Body/drawer body (2 size units)

	Article	Color/Material	Dimensions (cm)
A	B/180 11	metallic black	44 x 39 x 38
	B/180 21	metallic black	44 x 39 x 38
C	C/180 31	metallic black	83 x 39 x 38
	C/180 35	white	83 x 39 x 38
D	D/180 41	metallic black	83 x 39 x 38
	D/180 45	white	83 x 39 x 38

Body/drawer body Front beech framed with frosted glass (3 or 6 size units)

	Article	Color/Material	Dimensions (cm)
A	A/212 20	beech decor/ frosted glass	44 x 57 x 38
B	B/214 22	beech decor/ frosted glass	44 x 113 x 38

BODIES metal with separate fronts | BIII 380

Metal chest/cabinet (6 size units with 3 shelves)

Article	Color/Material	Dimensions (cm)
151 130	chrome	44 x 113 x 38



Metal chest/cabinet (4 size units with 2 shelves)

Article	Color/Material	Dimensions (cm)
151 350	chrome	63 x 75 x 38



Metal chest/cabinet (3 size units with 1 shelf)

Article	Color/Material	Dimensions (cm)
151 330	chrome	63 x 57 x 38



Metal chest/cabinet (2 size units with 1 shelf)

Article	Color/Material	Dimensions (cm)
151 370	chrome	83 x 39 x 38



Metal chest/cabinet (2 size units)

Article	Color/Material	Dimensions (cm)
151 120	chrome	83 x 39 x 38



Metal chest/cabinet (3 size units)

Article	Color/Material	Dimensions (cm)
151 110	chrome	44 x 57 x 38



Wooden body for doors or drawers (2 size units)

Article	Color/Material	Dimensions (cm)
171 370	walnut ven.	83 x 39 x 38
171 470	white lacquered	83 x 39 x 38



Wooden body (6 size units with 3 shelves)

Article	Color/Material	Dimensions (cm)
174 370	walnut ven.	44 x 113 x 38
174 470	white lacquered	44 x 113 x 38



Wooden body for doors or drawers (3 size units with 1 shelf)

Article	Color/Material	Dimensions (cm)
172 470	white lacquered	63 x 57 x 38



Door

Article	Color/Material	Dimensions (cm)
161 132	beech veneered	44 x 107
161 137	frosted glass	44 x 107
161 130	chrome	44 x 107
161 131	black glass	44 x 107



Pair of doors

Article	Color/Material	Dimensions (cm)
161 352	beech veneered	63 x 70
161 357	frosted glass	63 x 70
161 350	chrome	63 x 70
161 351	black glass	63 x 70



Pair of doors

Article	Color/Material	Dimensions (cm)
161 332	beech veneered	63 x 52
161 337	frosted glass	63 x 52
161 330	chrome	63 x 52
161 331	black glass	63 x 52



Pair of doors

Article	Color/Material	Dimensions (cm)
161 372	beech veneered	83 x 34
161 377	frosted glass	83 x 34
161 370	chrome	83 x 34
161 371	black glass	83 x 34



Front of drawers

Article	Color/Material	Dimensions (cm)
161 122	beech veneered	83 x 38
161 120	chrome	83 x 38




Front of drawers

Article	Color/Material	Dimensions (cm)
161 112	beech veneered	44 x 56
161 110	chrome	44 x 56



Pair of doors/drawers

Article	Color/Material	Dimensions (cm)
A/181 370	white lacquered	83 x 37
A/181 377	frosted glass	83 x 37
A/181 371	black glass	83 x 37
A/181 379	glass	83 x 37
B/181 176	walnut ven.	83 x 38
B/181 170	white lacquered	83 x 38



Single door

Article	Color/Material	Dimensions (cm)
184 376	walnut ven.	44 x 109
184 370	white lacquered	44 x 109
184 377	frosted glass	44 x 109
184 371	black glass	44 x 109
184 379	glass	44 x 109



Single door/Trio of drawers

Article	Color/Material	Dimensions (cm)
A/182 376	walnut ven.	63 x 53
A/182 370	white lacquered	63 x 53
A/182 377	frosted glass	63 x 53
A/182 371	black glass	63 x 53
A/182 379	glass	63 x 53
B/182 176	walnut ven.	65 x 55
B/182 170	white lacquered	65 x 55



METAL DRAWER BODY | B III 380 for hooking into the shelving uprights

Wooden body for doors or drawers (2 size units)

Article	Color/Material	Dimensions (cm)
173 370	walnut ven.	44 x 39 x 38
173 470	white lacquered	44 x 39 x 38



matching: →

Single door/Pair of drawers

Article	Color/Material	Dimensions (cm)
A/183 376	walnut ven.	44 x 37
A/183 370	white lacquered	44 x 37
A/183 377	frosted glass	44 x 37
A/183 371	black glass	44 x 37
A/183 379	glass	44 x 37
B/183 176	walnut ven.	44 x 38
B/183 170	white lacquered	44 x 38



METAL DRAWER BODY | B III 380 for hooking into the shelving uprights

Metal drawer body front with frosted glass/black glass insert

Article	Color/Material	Dimensions (cm)
A/370 800	chrome/ frosted glass	27 x 18 x 38
B/370 811	chrome/ frosted glass	27 x 37 x 38
C/370 820	chrome/frosted g.	46 x 18 x 38
C/370 8211	chrome/black g.	46 x 18 x 38



Spare parts: 80-6371800 Guide rails, pair

Metal drawer body front with frosted glass/black glass insert

Article	Color/Material	Dimensions (cm)
D/370 831	chrome/frosted g.	46 x 37 x 38
D/370 8311	chrome/black g.	46 x 37 x 38
E/370 840	chrome/frosted g.	65 x 18 x 38
E/370 8411	chrome/black g.	65 x 18 x 38
F/370 851	chrome/frosted g.	65 x 37 x 38



B III 250

Upright 25 cm

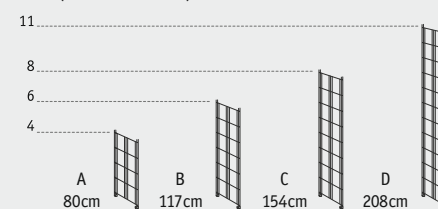
Article	Color/Material	Dimensions (cm)
A/470 100	chrome	80 x 25
B/470 110	chrome	117 x 25
C/470 120	chrome	154 x 25
D/470 140	chrome	208 x 25



Spare parts:

80-000008 Replacement leveling foot for shelving upright

Sizes (1 unit = 183 mm)



Important information: For upright heights of 154 cm or more please order the wall brackets for the shelf uprights at the same time.

Deco top for upright

Article	Color/Material	Dimensions (cm)
2504	chrome	25 x ø 3



Deco top for wall rail unit

Article	Color/Material	Dimensions (cm)
1704	chrome	6 x ø 3



Wall rail unit for wall mount (incl. fitting)

Article	Color/Material	Dimensions (cm)
A/170 100	chrome	98 x 6
B/170 140	chrome	208 x 6



Bracket for wall rail unit

Article	Color/Material	Dimensions (cm)
170 010	chrome	25



Wall brackets for the shelf uprights (1 pair)

Article	Color/Material	Dimensions (cm)
215 010	chrome	



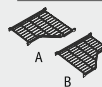
Cross support for upright

Article	Color/Material	Dimensions (cm)
215 590	chrome	69 cm
215 600	chrome	90 cm
215 610	chrome	123 cm
215 620	chrome	132 cm



Flexi-shelf for connecting B III 380 and B III 250

Article	Color/Material	Dimensions (cm)
A/370 523	chrome	46 x 25/38
B/370 522	chrome	46 x 38/25



Fitting for assembly on a wire shelf

Article	Color/Material	Dimensions (cm)
470 900	chrome	



Wire shelf

Article	Color/Material	Dimensions (cm)	kg
470 2000	chrome	27 x 25	70
470 200	chrome	46 x 25	70
470 210	chrome	65 x 25	70
470 220	chrome	85 x 25	60



Spare parts: 80-000009 Replacement fitting for wire shelf

Frosted glass insert for assembly on a wire shelf

Article	Color/Material	Dimensions (cm)
470 437	frosted glass	27 x 25
470 447	frosted glass	46 x 25
470 457	frosted glass	65 x 25
470 467	frosted glass	85 x 25



Metal shelf, perforated

Article	Color/Material	Dimensions (cm)	kg
470 3000	chrome	27 x 25	50
470 300	chrome	46 x 25	50
470 310	chrome	65 x 25	40
470 320	chrome	85 x 25	30



Spare parts: 80-000010 Replacement fitting for metal/perforated metal shelf

All dimensions are approximate values, errors and misprints excepted. All previous product lists lose their validity.

SLIDING DOORS | for B III 380, B III 250, MICRO, GARBO,

for fixing on wire, metal and wooden shelves 46 cm to 85 cm wide

Glass sliding door



	Article	Color/Material	Dimensions (cm)
	D/371 711	black glass	46 x 110
	D/370 710	frosted glass	46 x 110
	E/371 700	black glass	46 x 201
	E/370 700	frosted glass	46 x 201
	F/371 721	black glass	85 x 73
	F/370 720	frosted glass	85 x 73

matching: →

Accessory kit for glass sliding door



	Article	Color/Material	Dimensions (cm)
	370 701	chrome	46
	370 702	chrome	65
	370 703	chrome	85

Bracket set for fixing the sliding doors to wooden shelves
(1 x per standard configuration)

	Article	Color/Material	Dimensions (cm)
	370 705	Bag with 8 wooden shelf brackets	

Bracket set for fixing the sliding doors to wooden shelves
(1 x per standard configuration)

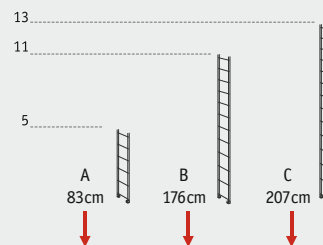
	Article	Color/Material	Dimensions (cm)
	370 706	Bag with 4 wooden shelf brackets	

MICRO | Stand-alone shelving system (cannot be combined with B III)

Upright 19cm

	Article	Color/Material	Dimensions (cm)
	A/291 100	chrome	83 x 19
	B/291 130	chrome	176 x 19
	C/291 140	chrome	207 x 19

Sizes (1 unit = 155 mm)



Wall brackets for the shelf uprights (1 pair)

	Article	Color/Material	Dimensions (cm)
	215 010	chrome	

Important information: For all upright heights, please order the wall brackets for the shelf uprights at the same time!

Deco top

	Article	Color/Material	Dimensions (cm)
	3074	chrome	19 x ø 3

Spare parts:

80-000008 Replacement leveling foot for shelving upright

Wire shelf

	Article	Color/Material	Dimensions (cm)	kg
	291 900	chrome	46 x 19	60
	291 910	chrome	63 x 19	60
	291 920	chrome	80 x 19	50

Wall rail unit for wall mount (incl. fitting)

	Article	Color/Material	Dimensions (cm)
	A/170 100	chrome	98 x 6
	B/170 140	chrome	208 x 6

Spare parts:

80-000009 Replacement fitting for wire shelf

Bracket for wall rail unit

	Article	Color/Material	Dimensions (cm)
	170 030	chrome	19

Metal shelf

	Article	Color/Material	Dimensions (cm)	kg
	291 300	chrome	46 x 19	40
	291 310	chrome	63 x 19	30
	291 400	chrome	80 x 19	20

Metal chest/cabinet

	Article	Color/Material	Dimensions (cm)
	B/291 042	chrome/ frosted glass	46 x 31 x 19

Glass shelf with chrome wireframe

	Article	Color/Material	Dimensions (cm)
	A/291 200	glas	46 x 19
	B/291 207	frosted glas	46 x 19
	C/291 210	glas	63 x 19
	D/291 217	frosted glas	63 x 19
	E/291 220	glas	80 x 19
	F/291 227	frosted glas	80 x 19

CD-rack for 30 CDs (use only in combination with metal shelves)

	Article	Color/Material	Dimensions (cm)
	291 750	chrome	46 x 19

Spare parts:

80-000009 Replacement fitting for wire shelf

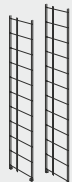




GARBO | can be combined with B III 380 range

Upright

Article	Color/Material	Dimensions (cm)
680 140	chrome	208 x 52
680 160	chrome	226 x 52



Wall brackets for the shelf uprights (1 pair)

Article	Color/Material	Dimensions (cm)
215 010	chrome	



Important information: For both upright heights, please order the wall brackets for the shelf uprights at the same time!

Spare parts: 80-000008 Replacement leveling foot for shelving upright

Wire shelf

Article	Color/Material	Dimensions (cm)	kg
680 200	chrome	46 x 52	60
680 210	chrome	65 x 52	60
680 220	chrome	85 x 52	50



Spare parts: 80-000009 Replacement fitting for wire shelf

Wooden shelf (with fitting)

Article	Color/Material	Dimensions (cm)	kg
680 304	cherrywood ven.	46 x 52	60
680 314	cherrywood ven.	65 x 52	60
680 324	cherrywood ven.	85 x 52	50
680 305	wenge	46 x 52	60
680 315	wenge	65 x 52	60
680 325	wenge	85 x 52	50
680 306	white coated	46 x 52	60
680 316	white coated	65 x 52	60
680 326	white coated	85 x 52	50



Spare parts: 80-000027 Replacement fitting for wooden shelf

Wooden shelf (extensible)

Article	Color/Material	Dimensions (cm)
680 504	cherrywood ven.	46 x 52
680 514	cherrywood ven.	65 x 52
680 524	cherrywood ven.	85 x 52
680 505	wenge	46 x 52
680 515	wenge	65 x 52
680 525	wenge	85 x 52
680 506	white coated	46 x 52
680 516	white coated	65 x 52
680 526	white coated	85 x 52



Cross support for upright

Article	Color/Material	Größe
215 590	chrome	69 cm
215 600	chrome	90 cm
215 610	chrome	123 cm
215 620	chrome	132 cm



Wire basket (extensible)

Article	Color/Material	Dimensions (cm)
680 800	chrome	46 x 11 x 52
680 810	chrome	65 x 11 x 52
680 820	chrome	85 x 11 x 52



Trouser shelf (extensible)

Article	Color/Material	Dimensions (cm)
670 200	chrome	46 x 38
670 210	chrome	65 x 38
670 220	chrome	85 x 38



Shoe shelf for hooking into the shelving uprights

Article	Color/Material	Dimensions (cm)
670 100	chrome	46 x 20 x 7
670 110	chrome	65 x 20 x 7
670 120	chrome	85 x 20 x 7




Tie holder for hooking into the shelving uprights

Article	Color/Material	Dimensions (cm)
670 150	chrome	46 x 8



Expandable garment rail to hang in the upright

Article	Color/Material	Dimensions (cm)
680 780	chrome	46-85 x 3



Hanger

Article	Color/Material	Dimensions (cm)
270 970	chrome	

