




ROTARY AIRLOCK FEEDERS



Meets 3A Sanitary Standards



KLEAN-IN-PLACE®

FEATURES:

- Stainless steel construction
- Round or square flange available
- Four slide bar support using linear bearings
- Safety interlock switch
- Optional surface finishes
- Standard airlock options
- Direct drive splined coupling
- Minimal shaft deflection

INDUSTRIES WHERE USED:

- Dairy
- Chemical
- Process
- Pharmaceutical
- Paint
- Powder Coating
- Food
- Baking

BENEFITS:

- In place cleaning of all product contact surfaces
- Realignment of rotor without tools
- Sanitary when/where necessary
- Disassemble, clean and reassemble in minutes
- Maximum rotor support when cleaning
- Designed for use in USDA approved plants

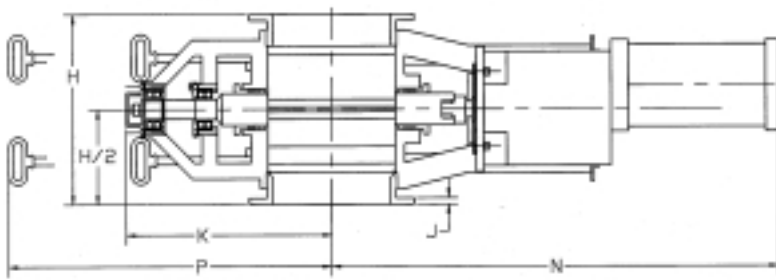
Standard and Optional Features

Level	Cast 304 Stainless	Cast 316 Stainless	Std. Shaft Seals	Teflon Shaft Seals	Sanitary Interior Polish	USDA Construction	Exterior Polish
II	S	O		S			
III	S	O		S	S		
IV	S	O		S	S	S	O

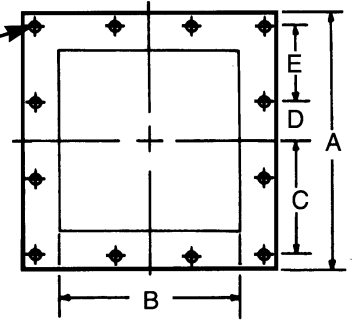
S = Standard O = Optional

Capacities in Cubic Feet Per Minute

Size	Rotor	CFR	5 RPM	10 RPM	15 RPM	20 RPM	25 RPM	30 RPM	35 RPM
8 x 8	6V	.186	.930	1.86	2.79	3.72	4.65	5.58	6.51
	8V	.176	.880	1.76	2.64	3.52	4.40	5.28	6.16
10 x 10	6V	.386	1.93	3.86	5.79	7.72	9.65	11.58	13.51
	8V	.369	1.84	3.69	5.53	7.38	9.22	11.07	12.91
12 x 12	6V	.650	3.25	6.50	9.75	13.00	16.25	19.50	22.75
	8V	.620	3.10	6.20	9.30	12.40	15.50	18.60	21.70



G Dia.
F No. of Holes
No Holes in
corners on 8 x 8

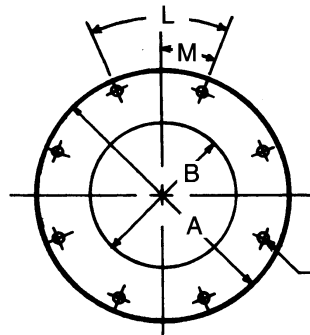


Klean-In-Place Square Flanges*

SIZE	A	B	C	D	E	F	G	H	J	K	N**	P
8 x 8	11	7 ¹ / ₂	4 ⁷ / ₈	2 ¹ / ₂	2 ³ / ₈	8	7 ¹ / ₁₆	12	1 ¹ / ₂	14 ¹ / ₂	33 ³ / ₄	28
10 x 10	13 ¹ / ₄	9 ¹ / ₂	6	2	4	12	9 ⁹ / ₁₆	15	1 ¹ / ₂	16 ¹ / ₂	35 ⁷ / ₈	30 ¹ / ₂
12 x 12	16 ¹ / ₄	11 ¹ / ₄	7 ⁵ / ₁₆	2 ⁷ / ₁₆	4 ⁷ / ₈	12	9 ⁹ / ₁₆	18 ¹ / ₄	5 ⁵ / ₈	21 ¹ / ₂	38 ⁷ / ₁₆	39 ⁷ / ₈
14 x 14	CONSULT FACTORY											
16 x 16	CONSULT FACTORY											

* Dimensions not for construction purposes

** Approximate, depending on drive



C Bolt Circle dia.
D Dia. of Holes
E No. of Holes

Klean-In-Place Round Flanges*

SIZE	A	B	C	D	E	H	J	K	L	M	N**	P
8 x 8	13 ¹ / ₂	8	11 ³ / ₄	9 ⁹ / ₁₆	8	12	1 ¹ / ₂	14 ¹ / ₂	45	22 ¹ / ₂	33 ³ / ₄	28
10 x 10	16	10	14 ¹ / ₄	11 ¹¹ / ₁₆	12	15	1 ¹ / ₂	16 ¹ / ₂	30	15	35 ⁷ / ₈	30 ¹ / ₂
12 x 12	19	12	17	11 ¹¹ / ₁₆	12	18 ¹ / ₄	5 ⁵ / ₈	21 ¹ / ₂	30	15	38 ⁷ / ₁₆	39 ⁷ / ₈
14 x 14	CONSULT FACTORY											
16 x 16	CONSULT FACTORY											

* Dimensions not for construction purposes

** Approximate, depending on drive



Wm. W. Meyer & Sons, Inc.

8261 Elmwood Ave. P.O. Box 105

Skokie, Illinois 60077

Phones: 800-963-4458 • 847-673-0312

FAX: 847-673-5564

website: <http://www.wmwmeyer.com>