




ROTARY AIRLOCK FEEDERS




KWIK-KLEAN®

FEATURES:

- Round or square flange
- Cast iron, 304SS, 316SS
- Optional coating/surface finishes
- Optional shaft seals
- Multiple polish configurations
- Direct drive splined coupling
- Disassemble/reassemble by hand

INDUSTRIES WHERE USED:

- Paint
- Powder Coating
- Chemical
- Mining
- Cement
- Asphalt
- Food
- Baking
- Pharmaceutical
- Grain
- Paper
- Dairy



Meets 3A Sanitary Standards



BENEFITS:

- Simple design
- Sanitary USDA type seals
- Tools not required
- Complete removal of rotor possible
- Internal inspection
- Designed for use in USDA approved plants

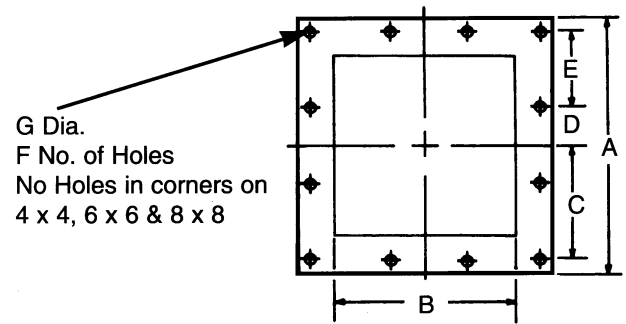
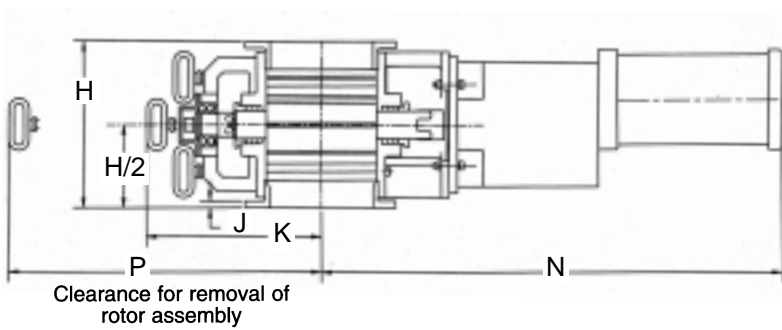
Standard and Optional Features

Level	Cast Iron	Cast 304 Stainless	Cast 316 Stainless	Std. Shaft Seals	Teflon Shaft Seals	Sanitary Interior Polish	USDA Construction	Exterior Polish
I	S			S				
II		S	O		S			
III		S	O		S	S		
IV		S	O		S	S	S	O

S = Standard O = Optional

Capacities in Cubic Feet Per Minute

Size	Rotor	CFR	5 RPM	10 RPM	15 RPM	20 RPM	25 RPM	30 RPM	35 RPM
4 x 4	6V	.020	.10	.20	.30	.40	.50	.60	.70
6 X 6	6V	.075	.375	.750	1.13	1.50	1.88	2.25	2.63
	8V	.072	.360	.720	1.11	1.44	1.80	2.16	2.52
8 x 8	6V	.186	.930	1.86	2.79	3.72	4.65	5.58	6.51
	8V	.176	.880	1.76	2.64	3.52	4.40	5.28	6.16
10 x 10	6V	.386	1.93	3.86	5.79	7.72	9.65	11.58	13.51
	8V	.369	1.84	3.69	5.53	7.38	9.22	11.07	12.91
12 x 12	6V	.650	3.25	6.50	9.75	13.00	16.25	19.50	22.75
	8V	.619	3.10	6.19	9.29	12.38	15.48	18.57	21.67

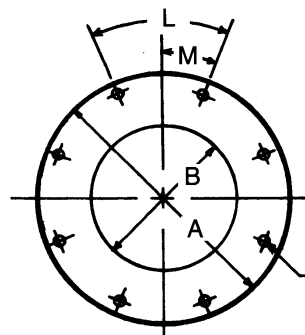


Standard Model Square Flanges*

SIZE	A	B	C	D	E	F	G	H	J	K	N**	P
4 x 4	5 ¹ / ₂	3 ¹ / ₂	2 ³ / ₈	1 ¹ / ₄	-	8	5 ⁵ / ₁₆	7 ³ / ₄	1 ¹ / ₄	10 ⁵ / ₈	26	18 ¹ / ₈
6 x 6	8	5 ¹ / ₂	3 ⁵ / ₈	1 ⁷ / ₈	-	8	7 ¹ / ₁₆	10	3 ³ / ₈	12 ³ / ₁₆	32 ³ / ₄	22 ¹ / ₂
8 x 8	11	7 ¹ / ₂	4 ⁷ / ₈	2 ¹ / ₂	-	8	7 ¹ / ₁₆	12	1 ¹ / ₂	13 ³ / ₁₆	33 ³ / ₄	25 ¹ / ₂
10 x 10	13 ¹ / ₄	9 ¹ / ₂	6	2	4	12	9 ⁹ / ₁₆	15	1 ¹ / ₂	15 ³ / ₈	35 ⁷ / ₈	31
12 x 12	16 ¹ / ₄	11 ¹ / ₄	7 ⁵ / ₁₆	2 ⁷ / ₁₆	4 ⁷ / ₈	12	9 ⁹ / ₁₆	18 ¹ / ₄	5 ⁵ / ₈	18 ³ / ₈	38 ⁷ / ₁₆	35 ¹ / ₂

* Dimensions not for construction purposes

**Approximate, depending on drive



C Bolt Circle dia.
D Dia. of Holes
E No. of Holes

Standard Model Round Flanges*

SIZE	A	B	C	D	E	H	J	K	L	M	N**	P
4 x 4	-	-	-	-	-	-	-	-	-	-	-	
6 x 6	11	6	9 ¹ / ₂	9 ⁹ / ₁₆	8	10	3 ³ / ₈	12 ³ / ₁₆	45	22 ¹ / ₂	32 ³ / ₄	22 ¹ / ₂
8 x 8	13 ¹ / ₂	8	11 ³ / ₄	9 ⁹ / ₁₆	8	12	1 ¹ / ₂	13 ³ / ₁₆	45	22 ¹ / ₂	33 ³ / ₄	25 ¹ / ₂
10 x 10	16	10	14 ¹ / ₄	11 ¹ / ₁₆	12	15	1 ¹ / ₂	15 ³ / ₈	30	15	35 ⁷ / ₈	31
12 x 12	19	12	17	11 ¹ / ₁₆	12	18 ¹ / ₄	5 ⁵ / ₈	18 ³ / ₈	30	15	38 ⁷ / ₁₆	35 ¹ / ₂

* Dimensions not for construction purposes

**Approximate, depending on drive



Wm. W. Meyer & Sons, Inc.

8261 Elmwood Ave. P.O. Box 105

Skokie, Illinois 60077

Phones: 800-963-4458 • 847-673-0312

FAX: 847-673-5564

website: <http://www.wmwmeier.com>