

27 January 15

Dist List

**MINUTES OF THE WARDROOM
EXECUTIVE COMMITTEE MEETING HELD
ON 9 JANUARY 2015 AT 1100 HRS IN THE
WARDROOM CONFERENCE ROOM**

Chairperson:	Cdr J.W. Golden	PMC
Members Present:	LCdr M.E. Erwin LCdr Belhumeur Lt(N) A. Fraser LCdr J.J. Audy Capt A.J. Bowie LCdr B.A. Merz Lt(N) M.K. Sponder Lt(N) M.M.H. Gaulin-Riffou Capt M.L.J.A. Leduc Capt M.G. McDonald	VPMC Naden VPMC Gunroom Bar Officer Entertainment Officer Infrastructure Officer Membership Officer Secretary Treasurer Communications Officer (outgoing) Communications Officer (incoming)
Ex-Officio Present:	Lt(N) B.M. Binder PO1 P.D.J. Desrochers	Base Foods Officer Wardroom Mess Manager
Absent:	Position Vacant Ms. M. Ilott	Associate Member Representative Wardroom Event Coordinator


DISCUSSION	ACTION BY
<u>CALL TO ORDER</u>	
1. The PMC called the meeting to order at 1112 hrs.	
2. The PMC welcomed everyone back after the Holiday Break. He congratulated all involved on an incredibly successful New Year's Eve party.	Info


DISCUSSION	ACTION BY
<u>OLD BUSINESS</u>	
<p>3. <u>Dining Room Amalgamation.</u> The Wardroom Dining area has been officially made into an All-Ranks dining area. The PMC emphasised that his intent during this change is to have minimal impact on Wardroom Membership. There have only been an average of about 25-40 diners per day at lunch.</p>	
<p>4. Both upper and lower lounges will remain exclusively for Wardroom members, and alcohol will only be permitted in the lounges. Wardroom members may take their food to the lower lounge, if desired. During events, including Lunch Weepers, the Wardroom will continue to be able to use the dining room as before. During these times, non-members will be served in the lower lounge, and the lower bar will be closed.</p>	
<p>5. A discussion ensued about the inclusion of the patio spaces. In general, it was agreed that the patios should be considered part of the Mess such that alcohol would be permitted. As smoking is no longer permitted within 9 meters of any door, window or air intake, (IAW BSO 2-128) smoking on the patio is no longer allowed and is not a consideration for allowing non-members on the patio.</p>	Info
<p>6. <u>Smoking Area.</u> The Infrastructure Officer reminded the mess committee that once a location is selected for the smoking area, he would ensure a sign was erected IAW the new BSO.</p>	Infrastructure O
<u>NEW BUSINESS</u>	
<p>7. <u>Gunroom Bar Wages.</u> There continue to be discrepancies between the predicted staff costs for the Gunroom bar and what is being charged to the mess. The Mess Manager will work with VPMC Gunroom to investigate.</p>	Mess Manager/ VPMC Gunroom
<p>8. <u>Changes to the Executive.</u> The Associate Member Rep has decided to leave the mess, and therefore cannot serve on the Mess Committee; the position is now vacant. The Secretary and Bar Officer are also expecting to leave the mess over the summer and will need to be replaced, ideally at the next General Mess Meeting.</p>	Info
<p>9. <u>Membership Dues.</u> An Associate Member, who is a retired Marine Corps Officer, has requested that he be considered for the Associate Retired over 65 rate. IAW the constitution, he is not entitled to that rate, as he is an Associate Social member. However, the committee will consider proposing an amendment to the constitution at the next General Mess Meeting.</p>	Membership O

DISCUSSION	ACTION BY
<u>COMMITTEE/REPRESENTATIVE REPORTS</u>	
<u>PMC Gunroom</u>	
<p>10. PMC Gunroom reported that they are getting the smoking area moved as the current smoking area blocks the view from the Gunroom. She also confirmed she will help determine the cause of staff wage anomalies.</p>	<p>Info</p>
<u>Communications Officer</u>	
<p>11. The Communications Officer is looking to part ways with the current webmaster, but, if possible, she would like to keep the domain name. The incoming and outgoing Communications Officers will sit down with the PMC to discuss the way ahead. She also reported that the Wardroom now has a Twitter account.</p>	<p>Info</p>
<u>Infrastructure Officer</u>	
<p>12. There are several ongoing projects in the Wardroom. Security cameras are being installed, the fireplaces are being brought up to code, the suites are being modernized, and the Galley is being reconfigured to better support the new catering requirements caused by closing down the kitchens in the other two messes.</p>	<p>Info</p>
<u>Entertainment Officer</u>	
<p>13. Dates for all functions have been penciled in for the upcoming year. The new Entertainment Committee is working out really well.</p>	<p>Info</p>

DISCUSSION	ACTION BY
<p><u>ADJOURNMENT</u></p> <p>14. The next meeting will be 12 February 2015. The meeting was adjourned at 1145 hrs.</p>	

Recommended / ~~Not Recommended~~



 13 JAN 15
 M.K. Sponder
 Lt(N)
 Secy


 16-JAN-15
 S. Bergeron
 Civ
 NPFAM


Recommended / Not Recommended

Recommended / ~~Not Recommended~~















 T.P. Gallinger
 CPO1
 M&IO


 S.P. Keoughan
 LCdr
 B Pers Svcs O

Approved / ~~Not Approved~~


 J.W.G. Golden
 Cdr
 PMC

Enclosures: 13

-  Fin Recap June 14.xls
-  BALANCESHEET.PDF
-  CASHFLOW.PDF
-  DEPREP.PDF
-  DR_1_WARDROOM.PDF
-  DR_2_ANNEX.PDF
-  FUNCTIONS.PDF
-  FUNCTIONS_YTD.PDF
-  GENERALREVENUE.PDF
-  OP_1_WARDROOM.PDF
-  OP_2_ANNEX.PDF
-  TRUST_FUNDS.PDF
-  UNIT_FUNDS.PDF

Dist List

- Mess Executive Committee Members
- M&IO
- NPFAM
- Mess Mgr

Wardroom Financial Recap as of 30 November 14

Noteworthy Accounts	Entire FY 13/14	YTD Nov 14
Unencumbered Cash	297,771	305,340
NADEN Bar Profit	8,640	4,947
Gunroom Bar Profit	6,722	-2,032
Base Fund Contribution	14,645	10,623
Bar Card	1,101	1,585

Comparative Financial Review

Activity	Actual	FY 13/14		FY 14/15		
		Budget	Nov YTD	Nov YTD	YTD Budget	Budget FY
Bar Operations	15,362	31,840	22,010	2,914	16,980	22,620
Mess Assessments	187,192	208,000	127,173	138,791	98,280	168,480
Entertainment Revenue	62,579	68,260	35,245	40,767	37,720	68,620
Private Function Revenue	335,542	353,000	254,413	238,213	210,000	297,000
Interest	25,462	12,600	5,231	5,441	5,250	9,000
Other Misc Revenue	6,290	2,100	3,264	2,696	21,329	36,564
Total Revenues	632,427	676,800	447,336	428,822	389,559	602,284
Operating Expenses	134,081	156,697	102,280	92,491	66,746	115,010
Misc Expenses	14,388	17,040	10,081	8,125	9,590	16,440
Entertainment Expenses	205,953	205,840	119,497	141,928	107,746	222,071
Private Function Expenses	277,684	284,000	216,746	192,813	168,000	237,600
Total Expenses	632,106	663,577	448,604	436,357	352,082	591,121
Net Income	321	12,223	-1,268	-6,535	37,477	11,163



National Défense
 Defence nationale

Designation – Désignation	Security classification – Cote de sécurité UNCLASS
---------------------------	--

Minute Sheet – Note

File no. – N° de dossier 0103A-5545-2	TD – D.T.
---	-----------

Subject – Sujet Minutes of the Wardroom Executive Meeting held 8 Jan 15	Dated – Datée 13 Jan 14
--	-----------------------------------

Referred to Transmise à	Remarks – Remarques (To be signed in full showing appointment, telephone number and date) (Attaché de signature, fonction, numéro de téléphone et date)
----------------------------	---

PMC
 through
 NPF AM
 M&IO
 B Pers Svcs O

PMC Sir,
 Please find attached for your review and signature the minutes of the Wardroom Executive Meeting held 8 Jan 15.

[Handwritten signature]
 M.K. Sponder
 Lt(N)
 Secy
 3-2614

[Handwritten initials]

DEC 19/14 15:25

FINANCIAL REPORT

PAGE 1

ESQUIMALT WARDROOM BALANCE SHEET

	BALANCE AS AT NOV 30/14	BALANCE AS AT NOV 30/13	BALANCE AS AT MAR 31/14
ASSETS			

CURRENT ASSETS			

PETTY CASH & CHANGE FUNDS	6,400.00	6,400.00	6,400.00
BANK ACCOUNT (NOTE 1)	346,409.77	336,159.04	364,539.63
PUBLIC RECEIVABLES	305.98	0.00	0.00
INV AT COST (SCH A)	35,214.01	35,669.91	30,594.39
PREPAID EXPENSES (SCH B)	5,095.72	112.86	6,741.40
TOTAL CURENT ASSETS	393,425.48	378,341.81	408,275.42

OTHER ASSETS			

WORK IN PROGRESS	0.00	0.00	0.00
FIXED ASSETS			
NBV (SCH C)	255,720.81	282,102.00	273,104.74
TOTAL ASSETS	649,146.29	660,443.81	681,380.16
=====			

NOTE 1 : UNENCUMBERED CASH EQUALS BANK LESS CURRENT LIABILITIES

UNENCUMBERED CASH	305,340.41	288,739.01	297,771.78
-------------------	------------	------------	------------

DEC 19/14 15:25

FINANCIAL REPORT

PAGE 2

ESQUIMALT WARDROOM BALANCE SHEET

	BALANCE AS AT NOV 30/14	BALANCE AS AT NOV 30/13	BALANCE AS AT MAR 31/14
LIABILITIES & EQUITY			

CURRENT LIABILITIES			

BANK OVERDRAFT	0.00	0.00	0.00
NPF TRANSFERS	0.00	0.00	0.00
PUBLIC GRANTS (SCH D1)	0.00	0.00	0.00
TRUST FUNDS (SCH D2)	1,619.19	2,000.00	2,289.80
UNIT FUNDS (SCH D3)	15,000.00	15,000.00	14,771.85
ACCRUED LIABILITIES (SCH E)	1,499.72	8,472.95	5,125.83
UNEARNED REVENUE (SCH F)	22,950.45	21,947.08	44,580.37
RESERVE- SPECIAL PROJECT	0.00	0.00	0.00
TOTAL LIABILITIES	41,069.36	47,420.03	66,767.85

ESQUIMALT WARDROOM BALANCE SHEET

BALANCE	BALANCE	BALANCE
AS AT	AS AT	AS AT
NOV 30/14	NOV 30/13	MAR 31/14

EQUITY

OPENING RETAINED EARNINGS	566,310.12	568,934.58	568,934.58
AS AT 02 APRIL			
PRIOR YEAR ADJUST	0.00	-2,945.00	-2,945.00
(NOTE 3)			

NET INCOME/-LOSS	-6,535.38	-1,267.99	320.54
FOR THE YEAR			
CLOSING RETAINED	559,774.74	564,721.59	566,310.12
EARNINGS			
CONTRIBUTED CAPITAL	48,302.19	48,302.19	48,302.19
TOTAL EQUITY	608,076.93	613,023.78	614,612.31
TOTAL LIABILITIES	649,146.29	660,443.81	681,380.16
AND EQUITY			

NOTE 3 : O/S INVOICE NEW YEARS EVE 2011 \$2,945 - OCT 13

CONFIRMED THAT, IN MY OPINION, THESE UNAUDITED STATEMENTS FAIRLY PRESENT THE CURRENT FINANCIAL POSITION AND THE RESULTS OF OPERATIONS IS IN A MANNER CONSISTENT WITH PRIOR PERIODS AND IAW GAAP.

DATE _____

S. TANG-JASSEMI, CFMWS CFO

ESQUIMALT WARDROOM BALANCE SHEET

BALANCE	AS AT	NOV 30/14	BALANCE	AS AT	NOV 30/13	BALANCE	AS AT	MAR 31/14
---------	-------	-----------	---------	-------	-----------	---------	-------	-----------

SCHEDULE A
INV AT COST

D1-1	SOFT DRINKS	1,409.26	1,093.64	1,411.29				
D1-2	SNACKS/CANDY	0.00	0.00	0.00				
D19-1	BEER	2,395.51	3,172.32	2,293.37				
D19-2	WINE/COOLERS	11,194.99	11,563.16	7,491.66				
D19-3	ALCOHOL	9,012.53	9,948.58	9,601.99				
D19-4	BEER (DRAFT)	3,089.01	2,986.82	2,817.41				
D21	TOBACCO	0.00	31.62	31.62				
D22	MSC RETAIL	0.00	0.00	0.00				

ANNEX BAR

D1-1	SOFT DRINKS	424.27	315.22	311.28				
D1-2	SNACKS/CANDY	24.75	19.65	87.21				
D19-1	BEER	763.47	853.85	956.72				
D19-2	WINE/COOLERS	1,039.23	477.71	653.35				
D19-3	ALCOHOL	3,581.49	2,816.15	3,322.56				
D19-4	BEER (DRAFT)	1,784.50	1,884.19	1,108.93				
D21	TOBACCO	0.00	0.00	0.00				
D22	MSC RETAIL	495.00	507.00	507.00				

TOTAL		35,214.01	35,669.91	30,594.39				
-------	--	-----------	-----------	-----------	--	--	--	--

SCHEDULE B
PREPAID EXPENSES

PREPAID CONTROL		0.00	112.86	2,237.88				
MANUAL PREPAID		5,095.72	0.00	4,503.52				
TOTAL		5,095.72	112.86	6,741.40				

ESQUIMALT WARDROOM BALANCE SHEET

	BALANCE AS AT NOV 30/14	BALANCE AS AT NOV 30/13	BALANCE AS AT MAR 31/14
SCHEDULE E			
ACCURED LIABILITIES			
ACCURED OTHERS	1,196.12	831.22	959.83
ACCURED WAGES	0.00	7,423.00	4,166.00
ROYALTIES - PACIFIC	303.60	218.73	0.00
TOTAL	1,499.72	8,472.95	5,125.83

	BALANCE AS AT NOV 30/14	BALANCE AS AT NOV 30/13	BALANCE AS AT MAR 31/14
SCHEDULE F			
UNEARNED REVENUE			
UNEARNED CONTROL	3,337.56	3,351.18	16,594.50
DEPOSIT CONTROL	19,612.89	18,595.90	27,985.87
ACCURED REV NSF	0.00	0.00	0.00
UNEARNED MISC	0.00	0.00	0.00
TOTAL	22,950.45	21,947.08	44,580.37

EQUIMULT WARDROOM CASH FLOW STATEMENT

	Apr 14	May 14	Jun 14	Jul 14	Aug 14	Sep 14	Oct 14	Nov 14	YTD Change
CASH FROM OPERATING									
NET INCOME	-11229.36	766.91	-17769.34	5981.47	1393.30	12659.13	7877.07	-6214.56	-6535.38
PUBLIC RECEIVABLES	0.00	-305.98	0.00	0.00	0.00	0.00	0.00	0.00	-305.98
NFP TRANSFERS	0.00	0.00	0.00	0.00	0.00	0.00	0.00	0.00	0.00
INVENTORIES	-3294.02	-980.76	-1565.58	1241.74	-1997.90	-284.18	1235.76	1025.32	-4619.62
PREPAID EXPENSES	-2213.19	-7496.34	-5543.41	7713.49	15122.12	-72.88	-9507.24	4643.13	1645.68
TRUSTS/GRANTS	-61.65	443.66	-443.66	-339.68	-4.21	300.32	43.57	-380.81	-442.46
ACCRUALS	4730.30	-877.22	-6496.24	724.10	4819.74	-343.74	1720.78	-7963.83	-3626.11
UNDEMANDED REVENUE	-1.81	8950.96	18593.61	-17960.73	-55.56	-26763.65	-2948.76	-1442.98	-21629.92
PRIOR YEAR ADJUST	0.00	0.00	0.00	0.00	0.00	0.00	0.00	0.00	0.00
CONTRIBUTED CAPITAL	0.00	0.00	0.00	0.00	0.00	0.00	0.00	0.00	0.00
GAIN/LOSS ON FA	0.00	0.00	0.00	0.00	0.00	0.00	0.00	0.00	0.00
DEPRECIATION	2100.82	2242.16	2189.83	2242.16	2222.18	2120.43	2186.87	2099.48	17383.93
NET OPERATING CASH	-10908.91	2743.39	-11054.79	-397.45	21499.67	-12384.57	607.05	-8234.25	-18129.86

CASH FROM INVESTING									
CAPITAL PURCHASES	0.00	0.00	0.00	0.00	0.00	0.00	0.00	0.00	0.00
CAPITAL TRANSFERS	0.00	0.00	0.00	0.00	0.00	0.00	0.00	0.00	0.00
CASH FROM DISPOSALS	0.00	0.00	0.00	0.00	0.00	0.00	0.00	0.00	0.00
WORK IN PROGRESS	0.00	0.00	0.00	0.00	0.00	0.00	0.00	0.00	0.00
NET INVESTING CASH	0.00	0.00	0.00	0.00	0.00	0.00	0.00	0.00	0.00
CASH FROM FINANCING									
CASH OUTFLOW	0.00	0.00	0.00	0.00	0.00	0.00	0.00	0.00	0.00
CASH INFLOW	0.00	0.00	0.00	0.00	0.00	0.00	0.00	0.00	0.00
NET FINANCING CASH	0.00	0.00	0.00	0.00	0.00	0.00	0.00	0.00	0.00
TOTAL CHANGE IN CASH	-10908.91	2743.39	-11054.79	-397.45	21499.67	-12384.57	607.05	-8234.25	-18129.86

OPENING CASH BALANCE	370939.63	360030.72	362774.11	351719.32	351321.87	372821.54	360436.97	361044.02	370939.63
TOTAL CHANGE IN CASH	-10908.91	2743.39	-11054.79	-397.45	21499.67	-12384.57	607.05	-8234.25	-18129.86
CLOSING CASH BALANCE	360030.72	362774.11	351719.32	351321.87	372821.54	360436.97	361044.02	352809.77	352809.77

DEC 19/14 15:18

PAGE 1

DEPRECIATION REPORT
 CLOSING BALANCE SUMMARY AS AT NOV 30/14
 SCHEDULE C
 49600 ESQUIMALT OFFICERS' MESS

ASSET CLASS	S ENT/GRP	ACQ'N COST	ACCUM DEP'N	NET BOOK VAL
2 FEE	49600	197836.09	148310.36	49525.73
7 MEMORABLIA	49600	107316.04	0.00	107316.04
15 LSHLD IMPV	49600	155987.66	57108.62	98879.04
ENTITY	49600 TOTAL	461139.79	205418.98	255720.81

GRAND TOTAL

461139.79

205418.98

255720.81

ESQUIMALT WARDROOM D.A.R.
FOR THE MONTH ENDING NOV 30/14

DEPT	DESCRIPTION	CURRENT MONTH			YEAR-TO-DATE			AVRG COST INVENTORY	GPROI
		SALES	G.P. %		SALES	G.P. %	G.P. \$		
1-1	Soft Drink	BUDGET 1,300.00	51.00	8,600.00	51.00	4,386.00	1,414	210	
		ACT TY 256.22	32.62	4,880.15	60.82	2,967.89	1,300	181	
		ACT LY 715.27	38.58	4,721.52	49.83	2,357.50			
1-2	Snack/Candy	BUDGET 0.00	0.00	0.00	0.00	0.00	0	0	
		ACT TY 0.00	0.00	0.00	0.00	0.00	0	0	
		ACT LY 0.00	0.00	0.00	0.00	0.00	0	0	
19-1	Beer	BUDGET 1,600.00	51.00	13,200.00	51.00	6,732.00	2,324	162	
		ACT TY 382.98	44.93	7,019.78	53.53	3,757.75	3,008	133	
		ACT LY 1,006.89	57.86	7,284.97	54.93	4,001.99			
19-2	Wine & Coolers	BUDGET 6,200.00	51.00	44,700.00	51.00	22,797.00	11,981	174	
		ACT TY 2,250.29	36.64	38,128.14	54.67	20,843.89	10,244	171	
		ACT LY 4,055.29	39.24	36,316.66	48.25	17,523.57			
19-3	Alcohol	BUDGET 5,600.00	51.00	40,050.00	51.00	20,425.00	9,249	211	
		ACT TY 1,720.69	47.90	29,906.62	65.13	19,477.92	10,247	219	
		ACT LY 5,1423.81	67.47	33,252.78	67.53	22,456.15			
19-4	Draft	BUDGET 4,900.00	51.00	34,900.00	51.00	17,799.00	2,827	494	
		ACT TY 2,980.69	60.24	27,180.06	51.34	13,953.37	2,403	530	
		ACT LY 3,181.82	33.59	25,764.89	49.43	12,735.35			
21	Tobacco	BUDGET 0.00	0.00	0.00	0.00	0.00	16	-198	
		ACT TY 0.00	0.00	0.00	0.00	-31.62	35	25	
		ACT LY 0.00	0.00	20.98	41.56	8.72			
22	Misc. Retail	BUDGET 0.00	0.00	0.00	0.00	0.00	0	0	
		ACT TY 0.00	0.00	0.00	0.00	0.00	0	0	
		ACT LY 0.00	0.00	0.00	0.00	0.00	0	0	
	Total	BUDGET 19,600.00	51.00	141,450.00	51.00	72,139.00	27,830	219	
		ACT TY 7,600.87	46.74	107,114.75	56.92	60,969.20	27,237	217	
		ACT LY 14,383.08	49.90	107,371.80	55.03	59,083.28			

ESQUIMALT ANNEX D.A.R.
FOR THE MONTH ENDING NOV 30/14

DEPT	DESCRIPTION	CURRENT MONTH			YEAR-TO-DATE			AVRG COST INVENTORY	GPROI
		SALES	G.P. %	SALES	G.P. %	G.P. \$			
1-1	Soft Drink	BUDGET 500.00	51.00	4,000.00	51.00	2,040.00	401	113	
		ACT TY 111.54	38.85	2,286.14	54.73	1,256.63	278	809	
		ACT LY 423.82	89.12	3,139.11	71.62	2,248.31			
1-2	Snack/Candy	BUDGET 40.00	50.00	320.00	50.00	160.00	54	458	
		ACT TY 10.01	-13.79	320.31	77.17	247.19	31	448	
		ACT LY 11.20	91.07	186.59	74.44	138.90			
19-1	Beer	BUDGET 1,300.00	51.00	8,900.00	51.00	4,539.00	890	430	
		ACT TY 289.87	23.43	8,119.44	47.18	3,830.92	787	370	
		ACT LY 309.24	51.56	5,975.15	47.52	2,839.46			
19-2	Wine & Coolers	BUDGET 600.00	51.00	6,300.00	51.00	3,213.00	949	236	
		ACT TY 76.07	-105.19	4,635.62	48.40	2,243.46	412	600	
		ACT LY 127.57	118.99	4,990.98	49.52	2,471.59			
19-3	Alcohol	BUDGET 1,500.00	51.00	13,500.00	51.00	6,885.00	3,122	292	
		ACT TY 417.61	109.23	14,040.41	68.98	9,685.60	2,880	316	
		ACT LY 738.87	39.38	13,791.50	65.95	9,095.94			
19-4	Draft	BUDGET 1,800.00	51.00	15,700.00	51.00	8,007.00	1,886	415	
		ACT TY 744.12	36.39	15,224.11	51.37	7,820.03	1,821	546	
		ACT LY 1,038.05	25.05	18,433.51	51.93	9,941.68			
21	Tobacco	BUDGET 0.00	0.00	0.00	0.00	0.00	0	0	
		ACT TY 0.00	0.00	0.00	0.00	0.00			
		ACT LY 0.00	0.00	0.00	0.00	0.00			
22	Misc. Retail	BUDGET 0.00	0.00	0.00	0.00	0.00	500	1	
		ACT TY 0.00	0.00	15.47	22.43	3.47	511	2	
		ACT LY 0.00	0.00	30.34	32.43	9.84			
	Total	BUDGET 5,740.00	50.99	48,720.00	50.99	24,844.00	8,003	313	
		ACT TY 1,629.42	46.16	44,651.50	56.18	25,087.30	6,700	399	
		ACT LY 2,648.75	46.02	46,547.18	57.46	26,745.72			

ACTIVITY REPORT
SPECIAL FUNCTIONS
FOR PERIOD: NOV 01/14 - NOV 30/14

TYPE	DESCRIPTION	REVENUE	BUDGET	VARIANCE	EXPENSE	EXPENSE BUDGET	EXPENSE VARIANCE	NET COSTS/ (-PROFIT)
=====	=====	=====	=====	=====	=====	=====	=====	=====
=====	=====	=====	=====	=====	=====	=====	=====	=====
=====	=====	=====	=====	=====	=====	=====	=====	=====
=====	=====	=====	=====	=====	=====	=====	=====	=====

49600	ESQUIMALT OFFICE	49-1008	COFFEE BREAK	0.00	0.00	0.00	197.25	300.00	-102.75	197.25
		49-1055	600 NON-RECURR.	0.00	0.00	0.00	1991.56	0.00	1991.56	1991.56
		49-1078	600 NOTC ENT	0.00	0.00	0.00	543.48	1575.00	-1031.52	543.48
		49-3077	600 WEEPERS	514.29	360.00	154.29	2861.97	3360.00	-498.03	2347.68
		49-3078	600 SUN SUPPER	765.40	1200.00	-434.60	1588.37	2730.00	-1141.63	822.97
		49-3083	600 NY EVE	0.00	0.00	0.00	3800.00	0.00	3800.00	3800.00
		49-3086	600 TRAFALGAR	0.00	0.00	0.00	25.00	0.00	25.00	25.00
		49-3087	600 TURKEY BINGO	1977.14	1700.00	277.14	3089.32	4725.00	-1635.68	1112.18
		49-3089	600 MEET & GREET	0.00	0.00	0.00	0.00	4725.00	-4725.00	0.00
		49-3091	600 REMEMBRANCE	0.00	0.00	0.00	437.43	1680.00	-1242.57	437.43
		49-3092	600 KIDS XMAS	0.00	0.00	0.00	0.00	3045.00	-3045.00	0.00
		49-3093	600 OFF AT HOME	0.00	0.00	0.00	0.00	2625.00	-2625.00	0.00
		49-4621	ACCOMODATIONS	0.00	0.00	0.00	19.05	0.00	19.05	19.05
		49-5138	HALLOWEEN	0.00	0.00	0.00	0.00	0.00	0.00	0.00
		49-5264	GREY CUP	0.00	0.00	0.00	0.00	750.00	-750.00	0.00
		49-5911	STAFF XMAS PARTY	0.00	0.00	0.00	0.00	700.00	-700.00	0.00
		49-7478	WDRM EXEC MTG	0.00	0.00	0.00	40.03	120.00	-79.97	40.03
				3256.83	3260.00	-3.17	14593.46	26335.00	-11741.54	11336.63

SF2PRFUN

SF PRIVATE FUNCTIONS

49600	ESQUIMALT OFFICE	49-5428	PRIVATE FUNCTION	0.00	22000.00	-22000.00	0.00	17600.00	-17600.00	0.00
		49-6621	PRIV FUNG WAGES	1075.20	0.00	1075.20	0.00	0.00	0.00	-1075.20
		49-7527	DINNER 7NOV14	0.00	0.00	0.00	0.00	0.00	0.00	0.00
		49-7767	BCOMD 30JUL14	5338.44	0.00	5338.44	4417.01	0.00	4417.01	-921.43
		49-7806	XMAS PTY 6DEC14	0.00	0.00	0.00	0.00	0.00	0.00	0.00
		49-7843	DINNER SAUG14	0.00	0.00	0.00	0.00	0.00	0.00	0.00
		49-7860	SENIOR 11SEPI4	0.00	0.00	0.00	0.00	0.00	0.00	0.00
		49-7864	XMAS PTY 4DEC14	0.00	0.00	0.00	0.00	0.00	0.00	0.00
		49-7881	DINNER 6OCT14	0.00	0.00	0.00	0.00	0.00	0.00	0.00
		49-7896	DINNER 21OCT14	0.00	0.00	0.00	0.00	0.00	0.00	0.00
		49-7907	FIVE 20OCT14	0.00	0.00	0.00	0.00	0.00	0.00	0.00
		49-7908	ADMIRAL 28OCT14	0.00	0.00	0.00	0.00	0.00	0.00	0.00
		49-7909	AIR CREW 7OCT14	0.00	0.00	0.00	0.00	0.00	0.00	0.00
		49-7910	FIVE EYE 19OCT14	0.00	0.00	0.00	0.00	0.00	0.00	0.00
		49-7912	LIFE 15NOV14	0.00	0.00	0.00	0.00	0.00	0.00	0.00
		49-7913	MEETING 3NOV14	1369.51	0.00	1369.51	1130.63	0.00	1130.63	-238.88
		49-7920	AIRCREW 19NOV14	17.78	0.00	17.78	17.78	0.00	17.78	0.00
		49-7925	LUNCH 4NOV14	144.00	0.00	144.00	144.00	0.00	144.00	0.00
		49-7936	MEET 2NOV14	670.00	0.00	670.00	670.00	0.00	670.00	0.00
		49-7937	EX-CADETS 6NOV14	292.96	0.00	292.96	292.96	0.00	292.96	0.00
		49-7938	WEDDING 29NOV14	574.93	0.00	574.93	574.93	0.00	574.93	0.00
		49-7949	PPCLI 16DEC14	423.60	0.00	423.60	240.00	0.00	240.00	-183.60
		49-7950	CDS 27NOV14	60.00	0.00	60.00	0.00	0.00	60.00	-60.00
		49-7957	MEET 27NOV14	19.05	0.00	19.05	6.60	0.00	6.60	-12.45
		49-7958		1048.78	0.00	1048.78	880.06	0.00	880.06	-168.72
				11034.25	22000.00	-10965.75	8373.97	17600.00	-9226.03	-2660.28

DEC 19/14

ACTIVITY REPORT
SPECIAL FUNCTIONS
FOR PERIOD: NOV 01/14 - NOV 30/14

PAGE 2

TYPE	DESCRIPTION	REVENUE	REVENUE	REVENUE	EXPENSE	EXPENSE	EXPENSE	NET COSTS/ (-PROFIT)
UIBOS & NAME	ACCOUNT & NAME		BUDGET	VARIANCE		BUDGET	VARIANCE	
	REPORT TOTAL	14291.08	25260.00	-10968.92	22967.43	43935.00	-20967.57	8676.35

ACTIVITY REPORT
SPECIAL FUNCTIONS
FOR PERIOD: APR 02/14 - NOV 30/14

TYPE	DESCRIPTION	REVENUE	REVENUE BUDGET	REVENUE VARIANCE	EXPENSE	EXPENSE BUDGET	EXPENSE VARIANCE	NET COSTS/ (-PROFIT)
49-7428	WEDDING 31AUG14	8875.36	0.00	8875.36	7397.91	0.00	7397.91	-1477.45
49-7482	WEDDING 13SEP14	6615.52	0.00	6615.52	5435.12	0.00	5435.12	-1180.40
49-7489	WEDDING 24MAY14	5227.42	0.00	5227.42	4287.88	0.00	4287.88	-939.54
49-7490	WEDDING 30AUG14	614.74	0.00	614.74	404.76	0.00	404.76	-209.98
49-7491	WEDDING 26JUL14	4777.86	0.00	4777.86	3898.98	0.00	3898.98	-878.88
49-7492	WEDDING 12JUL14	9855.95	0.00	9855.95	8368.96	0.00	8368.96	-1486.99
49-7506	BMOQ 3JUL14	302.34	0.00	302.34	0.00	0.00	0.00	-302.34
49-7527	XMAS PTY 12DEC14	0.00	0.00	0.00	0.00	0.00	0.00	0.00
49-7534	HODGE 30JAN14	0.00	0.00	0.00	0.00	0.00	0.00	0.00
49-7545	DINNER 02OCT14	3698.90	0.00	3698.90	3698.91	0.00	3698.91	0.01
49-7565	CFRG 20FEB14	0.00	0.00	0.00	0.00	0.00	0.00	0.00
49-7566	3 PARTY 24FEB14	386.92	0.00	386.92	0.00	0.00	0.00	-386.92
49-7567	RETIRE 21FEB14	0.00	0.00	0.00	0.00	0.00	0.00	0.00
49-7568	POLICE 12APR14	4470.90	0.00	4470.90	3608.90	0.00	3608.90	-862.00
49-7569	WEDDING 21JUN14	5866.79	0.00	5866.79	4852.62	0.00	4852.62	-1014.17
49-7571	NAMSI 26FEB14	0.00	0.00	0.00	0.00	0.00	0.00	0.00
49-7578	DINNER 25FEB14	0.00	0.00	0.00	0.00	0.00	0.00	0.00
49-7580	MEETING 03MAY14	17.14	0.00	17.14	0.00	0.00	0.00	-17.14
49-7583	PARTY 30MAY14	1472.04	0.00	1472.04	1106.70	0.00	1106.70	-365.34
49-7588	DINNER 17MAR14	10.00	0.00	10.00	0.00	0.00	0.00	-10.00
49-7592	AIRCREW 26FEB14	116.99	0.00	116.99	91.50	0.00	91.50	-25.49
49-7593	AIRCREW 19MAR14	116.99	0.00	116.99	91.50	0.00	91.50	-25.49
49-7594	AIRCREW 16APR14	144.00	0.00	144.00	135.00	0.00	135.00	-9.00
49-7596	RCSU 18MAR14	30.00	0.00	30.00	30.00	0.00	30.00	0.00
49-7598	BCOMD 25MAR14	0.00	0.00	0.00	0.00	0.00	0.00	0.00
49-7599	REUNION 08SEP14	1866.47	0.00	1866.47	1569.36	0.00	1569.36	-297.11
49-7600	HOSPICE 26JUN14	1424.40	0.00	1424.40	1094.93	0.00	1094.93	-329.47
49-7632	TOUR 12SEP14	156.00	0.00	156.00	120.00	0.00	120.00	-36.00
49-7635	MEMORIAL 03MAY14	318.57	0.00	318.57	165.00	0.00	165.00	-153.57
49-7637	PARTY 13APR14	47.62	0.00	47.62	0.00	0.00	0.00	-47.62
49-7658	RPC 16APR14	71.43	0.00	71.43	61.69	0.00	61.69	-9.74
49-7659	MEETING 07APR14	17.14	0.00	17.14	0.00	0.00	0.00	-17.14
49-7673	LUNCH 02MAY14	0.00	0.00	0.00	380.47	0.00	380.47	380.47
49-7674	COFFEE 24APR14	31.92	0.00	31.92	31.92	0.00	31.92	0.00
49-7675	COCKTAIL 29MAY14	1249.57	0.00	1249.57	1067.94	0.00	1067.94	-181.63
49-7680	LUNCH 03MAY14	1066.03	0.00	1066.03	848.36	0.00	848.36	-217.67
49-7690	BREAKFAST16APR14	41.41	0.00	41.41	41.41	0.00	41.41	0.00
49-7691	MEETING 05MAY14	17.14	0.00	17.14	12.90	0.00	12.90	-4.24
49-7692	LUNCH 12MAY14	200.63	0.00	200.63	200.63	0.00	200.63	0.00
49-7695	EX-CADETS 1MAY14	578.75	0.00	578.75	578.75	0.00	578.75	0.00
49-7696	AIRCREW 21MAY14	144.00	0.00	144.00	135.00	0.00	135.00	-9.00
49-7697	FIRE DEP 21MAY14	157.62	0.00	157.62	90.00	0.00	90.00	-67.62
49-7698	ARMY 9-11MAY14	243.33	0.00	243.33	90.00	0.00	90.00	-153.33
49-7699	LOG DIN 14MAY14	2641.39	0.00	2641.39	2632.31	0.00	2632.31	-9.08
49-7701	WEDDING 28JUN14	2730.79	0.00	2730.79	2410.99	0.00	2410.99	-319.80
49-7703	REUNION 16MAY14	96.00	0.00	96.00	90.00	0.00	90.00	-6.00
49-7704	RETIRE 14MAY14	878.26	0.00	878.26	878.26	0.00	878.26	0.00
49-7707	RPC 21MAY14	164.64	0.00	164.64	164.64	0.00	164.64	0.00
49-7709	MEET 23MAY14	47.62	0.00	47.62	47.62	0.00	47.62	0.00
49-7715	PROMOTION 20JUL14	2268.29	0.00	2268.29	1845.63	0.00	1845.63	-422.66
49-7716	RETIRE 12SEP14	2225.03	0.00	2225.03	1779.19	0.00	1779.19	-445.84

ACTIVITY REPORT
SPECIAL FUNCTIONS
FOR PERIOD: APR 02/14 - NOV 30/14

TYPE	DESCRIPTION	REVENUE	BUDGET	VARIANCE	EXPENSE	BUDGET	EXPENSE VARIANCE	NET COSTS / (-PROFIT)
UBEOS & NAME	ACCOUNT & NAME							
49-7717	LUNCH 26AUG14	1727.40	0.00	1727.40	1360.49	0.00	1360.49	-366.91
49-7718	AGM 22MAY14	693.13	0.00	693.13	557.61	0.00	557.61	-135.52
49-7722	RETIRE 30MAY14	576.86	0.00	576.86	576.86	0.00	576.86	0.00
49-7724	AIRCREW 18JUN14	144.00	0.00	144.00	144.00	0.00	144.00	0.00
49-7727	AIRCREW 2JUN14	17.14	0.00	17.14	12.90	0.00	12.90	-4.24
49-7743	DWD 05JUN14	756.98	0.00	756.98	756.96	0.00	756.96	-0.02
49-7744	BDAY PTY 14JUN14	5286.71	0.00	5286.71	4402.00	0.00	4402.00	-884.71
49-7750	BANQUET 07AUG14	9115.51	0.00	9115.51	7284.54	0.00	7284.54	-1830.97
49-7751	LIFE 07JUN14	774.87	0.00	774.87	570.73	0.00	570.73	-204.14
49-7758	GRAD 27JUN14	9785.12	0.00	9785.12	7741.01	0.00	7741.01	-2044.11
49-7759	LUNCH 24JUN14	361.90	0.00	361.90	295.75	0.00	295.75	-66.15
49-7767	DINNER 7NOV14	5338.44	0.00	5338.44	4417.01	0.00	4417.01	-921.43
49-7768	DWD 27JUN14	484.17	0.00	484.17	484.17	0.00	484.17	0.00
49-7776	VIAA 20AUG14	144.00	0.00	144.00	144.00	0.00	144.00	0.00
49-7777	LOG BBQ 5SEP14	90.00	0.00	90.00	90.00	0.00	90.00	0.00
49-7778	AWARDS 10AUG14	5591.85	0.00	5591.85	4521.77	0.00	4521.77	-1070.08
49-7782	RETIRE 8AUG14	108.00	0.00	108.00	90.00	0.00	90.00	-18.00
49-7790	ADMIRAL 3JUL14	67.47	0.00	67.47	67.47	0.00	67.47	0.00
49-7798	CANSUB100 8AUG14	450.97	0.00	450.97	30.00	0.00	30.00	-420.97
49-7801	LIFE 25JUL14	2444.09	0.00	2444.09	1898.40	0.00	1898.40	-545.69
49-7802	MEETING 28JUL14	17.14	0.00	17.14	12.90	0.00	12.90	-4.24
49-7804	COTTAGE 22JUL14	15.23	0.00	15.23	14.94	0.00	14.94	-0.29
49-7806	BCOMD 30JUL14	1138.39	0.00	1138.39	805.57	0.00	805.57	-332.82
49-7808	LUNCH 16AUG14	114.00	0.00	114.00	45.00	0.00	45.00	-69.00
49-7809	LIFE 10AUG14	892.24	0.00	892.24	722.90	0.00	722.90	-169.34
49-7811	PARTY 09AUG14	1380.29	0.00	1380.29	1550.38	0.00	1550.38	-170.09
49-7812	MEET 15AUG14	477.96	0.00	477.96	383.29	0.00	383.29	-94.67
49-7814	GREET 2AUG14	131.25	0.00	131.25	75.00	0.00	75.00	-56.25
49-7815	WEDDING 31AUG14	162.50	0.00	162.50	90.00	0.00	90.00	-72.50
49-7816	BDAY PTY 22AUG14	294.00	0.00	294.00	165.00	0.00	165.00	-129.00
49-7834	RETIRE 19AUG14	194.00	0.00	194.00	194.00	0.00	194.00	0.00
49-7835	VISIT 21AUG14	81.64	0.00	81.64	81.64	0.00	81.64	0.00
49-7836	BOARDS 26AUG14	13.18	0.00	13.18	13.18	0.00	13.18	0.00
49-7841	AIRCREW 17SEP14	144.00	0.00	144.00	0.00	0.00	0.00	-144.00
49-7843	XMAS PTY 6DEC14	0.00	0.00	0.00	0.00	0.00	0.00	0.00
49-7846	MEETING 05SEP14	376.82	0.00	376.82	356.82	0.00	356.82	-20.00
49-7847	ROYAL 13SEP14	93.48	0.00	93.48	93.48	0.00	93.48	0.00
49-7848	CDIMP DIN 17SE14	1012.90	0.00	1012.90	844.09	0.00	844.09	-168.81
49-7854	EX-CADETS 4SE14	483.71	0.00	483.71	483.71	0.00	483.71	0.00
49-7855	BGEN HYDE 11SE14	9.52	0.00	9.52	6.40	0.00	6.40	-3.12
49-7858	EAP 29/30SE/1OCT	144.00	0.00	144.00	0.00	0.00	0.00	-144.00
49-7860	DINNER 5AUG14	240.55	0.00	240.55	240.55	0.00	240.55	0.00
49-7861	PCC COC 17SEP14	85.93	0.00	85.93	85.93	0.00	85.93	0.00
49-7862	DWD 30SEP14	197.70	0.00	197.70	197.70	0.00	197.70	0.00
49-7863	CHEF 22SEP14	649.11	0.00	649.11	510.93	0.00	510.93	-138.18
49-7864	SENIOR 11SEP14	50.79	0.00	50.79	50.79	0.00	50.79	0.00
49-7865	DINNER 18SEP14	1973.16	0.00	1973.16	1870.16	0.00	1870.16	-103.00
49-7878	REUNION 8OCT14	75.00	0.00	75.00	75.00	0.00	75.00	0.00
49-7879	AIRCREW 15OCT14	144.00	0.00	144.00	144.00	0.00	144.00	0.00
49-7881	XMAS PTY 4DEC14	0.00	0.00	0.00	0.00	0.00	0.00	0.00
49-7890	LUNCH 23OCT14	716.72	0.00	716.72	567.26	0.00	567.26	-149.46

ACTIVITY REPORT
SPECIAL FUNCTIONS
FOR PERIOD: APR 02/14 - NOV 30/14

TYPE	DESCRIPTION	REVENUE	REVENUE BUDGET	REVENUE VARIANCE	EXPENSE	EXPENSE BUDGET	EXPENSE VARIANCE	NET COSTS/ (-PROFIT)
49-7891	ISCA 10OCT14	880.60	0.00	880.60	693.83	0.00	693.83	-186.77
49-7892	DINNER 13OCT14	2447.67	0.00	2447.67	1936.73	0.00	1936.73	-510.94
49-7896	DINNER 6OCT14	481.45	0.00	481.45	481.45	0.00	481.45	0.00
49-7903	DWD 23OCT14	789.60	0.00	789.60	789.61	0.00	789.61	0.01
49-7907	DINNER 21OCT14	451.40	0.00	451.40	251.40	0.00	251.40	-200.00
49-7908	FIVE 20OCT14	1727.38	0.00	1727.38	927.38	0.00	927.38	-800.00
49-7909	ADMIRAL 28OCT14	39.25	0.00	39.25	39.25	0.00	39.25	0.00
49-7910	ADMIRAL 23OCT14	29.40	0.00	29.40	29.40	0.00	29.40	0.00
49-7912	AIR CREW 7OCT14	17.14	0.00	17.14	12.90	0.00	12.90	-4.24
49-7913	FIVE EYE 19OCT14	539.01	0.00	539.01	359.01	0.00	359.01	-180.00
49-7920	LIFE 15NOV14	1369.51	0.00	1369.51	1130.63	0.00	1130.63	-238.88
49-7921	MEETING 3NOV14	17.78	0.00	17.78	17.78	0.00	17.78	0.00
49-7925	AIRCREW 19NOV14	144.00	0.00	144.00	144.00	0.00	144.00	0.00
49-7936	LUNCH 4NOV14	670.00	0.00	670.00	670.00	0.00	670.00	0.00
49-7937	MEET 2NOV14	292.96	0.00	292.96	292.96	0.00	292.96	0.00
49-7938	EX-CADETS 6NOV14	574.93	0.00	574.93	574.93	0.00	574.93	0.00
49-7949	WEDDING 29NOV14	423.60	0.00	423.60	240.00	0.00	240.00	-183.60
49-7950	PPCLI 16DECE14	60.00	0.00	60.00	0.00	0.00	0.00	-60.00
49-7957	CDS 27NOV14	19.05	0.00	19.05	6.60	0.00	6.60	-12.45
49-7958	MEET 27NOV14	1048.78	0.00	1048.78	880.06	0.00	880.06	-168.72
	REPORT TOTAL	238213.41	232000.00	6213.41	192813.06	185600.00	7213.06	-45400.35
		278980.52	272980.00	6000.52	334741.95	319681.00	15060.95	55761.43

ESQUIMALT WARDROOM GEN REV & EXP STMT

MONTHLY DATA - CURRENT YEAR/PRIOR YEAR

YEAR TO DATE DATA - CURRENT YEAR/PRIOR YEAR

BUDGET	BUDGET	ACTUAL	ACTUAL	PRIOR YEAR	PRIOR YEAR	YTD BUDGET	YTD BUDGET	YTD ACTUAL	YTD ACTUAL	YTD VAR	PY YTD	PY YTD	BUDGET
NOV 01/14	& TOTAL	NOV 01/14	& TOTAL	NOV 01/13	& TOTAL	APR 02/14	& TOTAL	APR 02/14	& TOTAL	ACT - BUD	APR 02/13	& TOTAL	APR 02/14
NOV 30/14	REVENUES	NOV 30/14	REVENUES	NOV 30/13	REVENUES	NOV 30/14	REVENUES	NOV 30/14	REVENUES		NOV 30/13	REVENUES	MAR 31/15

GENERAL REVENUES

3,293.00	7.10	-5,065.42	-17.16	1,173.74	1.97	20,273.00	4.65	2,914.30	0.68	-85.62	22,010.53	4.92	22,620.00
14,040.00	30.27	19,390.61	65.70	11,884.65	19.99	112,320.00	25.76	138,791.69	32.37	23.57	127,113.69	28.43	168,480.00
750.00	1.62	677.68	2.30	675.28	1.14	6,000.00	1.38	5,441.07	1.27	-9.32	5,221.67	1.17	9,000.00
100.00	0.22	0.00	0.00	0.00	0.00	800.00	0.18	317.18	0.07	-60.35	944.02	0.21	1,200.00
1,132.00	2.44	96.84	0.33	145.26	0.24	9,056.00	2.08	774.72	0.18	-91.45	1,137.87	0.25	13,584.00
750.00	1.62	48.51	0.16	32.36	0.05	6,000.00	1.38	388.08	0.09	-93.53	258.88	0.06	9,000.00
484.00	1.04	0.00	0.00	72.63	0.12	4,648.00	1.07	387.36	0.09	-91.67	556.83	0.12	6,972.00
0.00	0.00	24.21	0.08	24.21	0.04	3,872.00	0.89	0.00	0.00	-100.00	193.68	0.04	5,808.00
3,260.00	7.03	3,256.83	11.04	4,554.42	7.66	40,980.00	9.40	40,767.11	9.51	-0.52	35,245.86	7.88	68,620.00
22,000.00	47.42	11,034.25	37.39	40,880.57	68.77	232,000.00	53.22	238,713.41	55.55	2.68	254,413.04	56.87	297,000.00
0.00	0.00	0.01	0.00	0.00	0.00	0.00	0.00	706.33	0.16	0.00	170.55	0.04	0.00
46,390.00	100.00	29,511.94	100.00	59,443.12	100.00	435,949.00	100.00	428,822.30	100.00	-1.63	447,336.62	100.00	602,284.00

GENERAL EXPENSES

8,200.00	17.68	8,390.49	28.43	9,003.20	15.15	64,200.00	14.73	59,489.50	13.87	-7.34	70,223.47	15.70	97,000.00
0.00	0.00	0.00	0.00	-0.64	0.00	0.00	0.00	70.06	0.02	0.00	-10.98	0.00	0.00
35.00	0.08	30.00	0.10	30.00	0.05	280.00	0.06	240.00	0.06	-14.29	240.00	0.05	420.00
0.00	0.00	0.00	0.00	0.00	0.00	0.00	0.00	0.00	0.00	0.00	0.00	0.00	0.00
63.00	0.14	23.08	0.08	42.58	0.07	475.00	0.11	379.42	0.09	-20.12	384.80	0.09	680.00
1,774.00	3.82	646.10	2.19	1,192.23	2.01	13,213.00	3.05	10,623.64	2.48	-20.20	10,774.33	2.41	19,060.00
0.00	0.00	2,099.48	7.11	2,238.60	3.77	0.00	0.00	17,383.93	4.05	0.00	18,044.45	4.03	19,060.00
150.00	0.32	7.87	0.03	97.38	0.16	1,200.00	0.28	1,585.08	0.37	32.09	655.63	0.15	1,800.00
0.00	0.00	0.00	0.00	0.00	0.00	0.00	0.00	-2.35	0.00	0.00	-0.10	0.00	0.00
-400.00	-0.86	782.74	2.65	0.00	0.00	-2,900.00	-0.67	782.74	0.18	-126.99	0.00	0.00	-3,950.00
0.00	0.00	0.00	0.00	0.00	0.00	0.00	0.00	0.00	0.00	0.00	0.00	0.00	0.00
0.00	0.00	0.00	0.00	0.00	0.00	0.00	0.00	0.00	0.00	0.00	0.00	0.00	0.00
0.00	0.00	161.79	0.55	274.98	0.46	0.00	0.00	1,938.18	0.45	0.00	2,015.89	0.45	0.00
0.00	0.00	0.00	0.00	0.00	0.00	0.00	0.00	0.00	0.00	0.00	0.00	0.00	0.00
26,335.00	56.77	14,593.46	49.45	18,251.94	30.70	134,081.00	30.76	141,928.89	33.10	5.85	119,497.89	26.71	222,071.00
17,600.00	37.94	8,373.97	28.37	39,692.07	66.77	189,600.00	42.57	192,813.06	44.96	3.89	216,746.34	48.45	237,600.00
1,370.00	2.95	617.52	2.09	1,166.62	1.96	10,960.00	2.51	8,129.53	1.89	-25.86	10,081.29	2.25	16,440.00
55,127.00	118.83	35,728.50	121.06	71,988.96	121.11	407,209.00	93.41	435,357.68	101.52	6.91	448,604.61	100.28	591,121.00

INCOME/-LOSS BEFORE

-8,737.00	-18.83	-6,214.56	-21.06	-12,545.84	-21.11	28,740.00	6.59	-6,535.38	-1.52	-122.74	-1,267.99	-0.28	11,163.00
-8,737.00	-18.83	-6,214.56	-21.06	-12,545.84	-21.11	28,740.00	6.59	-6,535.38	-1.52	-122.74	-1,267.99	-0.28	11,163.00

NET INCOME/-LOSS

-8,737.00	-18.83	-6,214.56	-21.06	-12,545.84	-21.11	28,740.00	6.59	-6,535.38	-1.52	-122.74	-1,267.99	-0.28	11,163.00
-----------	--------	-----------	--------	------------	--------	-----------	------	-----------	-------	---------	-----------	-------	-----------

FINANCIAL REPORT
EQUIMULT WARDROOM GEN REV & EXP STMT

MONTHLY DATA - CURRENT YEAR/PRIOR YEAR

YEAR TO DATE DATA - CURRENT YEAR/PRIOR YEAR

SCHEDULE 1
BAR INC/LOSS

BUDGET	BUDGET	ACTUAL	ACTUAL	PRIOR YEAR	PRIOR YEAR	YTD BUDGET	YTD BUDGET	YTD ACTUAL	YTD ACTUAL	YTD VAR	PY YTD	PY YTD	BUDGET
NOV 01/14	& TOTAL	NOV 01/14	& TOTAL	NOV 01/13	& TOTAL	APR 02/14	& TOTAL	APR 02/14	& TOTAL	ACT - BUD	APR 02/13	& TOTAL	APR 02/14
NOV 30/14	REVENUES	NOV 30/14	REVENUES	NOV 30/13	REVENUES	NOV 30/14	REVENUES	NOV 30/14	REVENUES		NOV 30/13	REVENUES	MAR 31/15
2,551.00	5.50	-3,110.15	-10.54	2,722.49	4.58	13,029.00	2.99	4,947.22	1.15	-62.03	13,895.75	3.11	15,593.00
742.00	1.60	-1,955.27	-6.63	-1,548.75	-2.61	7,244.00	1.66	-2,032.92	-0.47	-128.06	8,114.78	1.81	7,027.00
3,293.00	7.10	-5,065.42	-17.16	1,173.74	1.97	20,273.00	4.65	2,914.30	0.68	-85.62	22,010.53	4.92	22,620.00

SCHEDULE 2
MISC REVENUES

BUDGET	BUDGET	ACTUAL	ACTUAL	PRIOR YEAR	PRIOR YEAR	YTD BUDGET	YTD BUDGET	YTD ACTUAL	YTD ACTUAL	YTD VAR	PY YTD	PY YTD	BUDGET
NOV 01/14	& TOTAL	NOV 01/14	& TOTAL	NOV 01/13	& TOTAL	APR 02/14	& TOTAL	APR 02/14	& TOTAL	ACT - BUD	APR 02/13	& TOTAL	APR 02/14
NOV 30/14	REVENUES	NOV 30/14	REVENUES	NOV 30/13	REVENUES	NOV 30/14	REVENUES	NOV 30/14	REVENUES		NOV 30/13	REVENUES	MAR 31/15
0.00	0.00	0.00	0.00	0.00	0.00	0.00	0.00	402.62	0.09	0.00	0.00	0.00	0.00
0.00	0.00	0.00	0.00	0.00	0.00	0.00	0.00	303.60	0.07	0.00	169.63	0.04	0.00
0.00	0.00	0.01	0.00	0.00	0.00	0.00	0.00	0.11	0.00	0.00	0.92	0.00	0.00
0.00	0.00	0.01	0.00	0.00	0.00	0.00	0.00	706.33	0.16	0.00	170.55	0.04	0.00

SCHEDULE 3
MISC EXPENSES

BUDGET	BUDGET	ACTUAL	ACTUAL	PRIOR YEAR	PRIOR YEAR	YTD BUDGET	YTD BUDGET	YTD ACTUAL	YTD ACTUAL	YTD VAR	PY YTD	PY YTD	BUDGET
NOV 01/14	& TOTAL	NOV 01/14	& TOTAL	NOV 01/13	& TOTAL	APR 02/14	& TOTAL	APR 02/14	& TOTAL	ACT - BUD	APR 02/13	& TOTAL	APR 02/14
NOV 30/14	REVENUES	NOV 30/14	REVENUES	NOV 30/13	REVENUES	NOV 30/14	REVENUES	NOV 30/14	REVENUES		NOV 30/13	REVENUES	MAR 31/15
500.00	1.08	251.95	0.85	422.91	0.71	4,000.00	0.92	2,838.59	0.66	-29.04	4,626.98	1.03	6,000.00
55.00	0.12	24.56	0.08	68.43	0.12	440.00	0.10	288.33	0.07	-34.47	439.13	0.10	660.00
0.00	0.00	0.00	0.00	0.00	0.00	0.00	0.00	0.00	0.00	0.00	0.00	0.00	0.00
0.00	0.00	0.00	0.00	0.00	0.00	0.00	0.00	0.00	0.00	0.00	0.00	0.00	0.00
110.00	0.24	141.80	0.48	0.00	0.00	880.00	0.20	968.60	0.23	10.07	777.72	0.17	1,320.00
0.00	0.00	0.00	0.00	0.00	0.00	0.00	0.00	0.00	0.00	0.00	0.00	0.00	0.00
200.00	0.43	219.00	0.74	219.00	0.37	1,600.00	0.37	1,752.00	0.41	9.50	1,752.00	0.39	2,400.00
50.00	0.11	0.00	0.00	63.20	0.11	400.00	0.09	436.49	0.10	9.12	425.23	0.10	600.00
200.00	0.43	0.00	0.00	212.20	0.36	1,600.00	0.37	949.82	0.22	-40.64	843.19	0.19	2,400.00
50.00	0.11	0.00	0.00	0.00	0.00	400.00	0.09	0.00	0.00	-100.00	0.09	800.00	
0.00	0.00	0.00	0.00	0.00	0.00	0.00	0.00	0.00	0.00	0.00	0.00	0.00	
75.00	0.16	0.00	0.00	72.88	0.12	600.00	0.14	583.04	0.14	-2.83	519.85	0.12	900.00
0.00	0.00	0.00	0.00	0.00	0.00	0.00	0.00	0.00	0.00	0.00	0.00	0.00	
80.00	0.17	0.00	0.00	108.00	0.18	640.00	0.15	83.46	0.02	-86.96	311.32	0.07	960.00
50.00	0.11	-19.79	-0.07	0.00	0.00	400.00	0.09	225.20	0.05	-43.70	0.00	0.00	600.00
1,370.00	2.95	617.52	2.09	1,166.62	1.96	10,960.00	2.51	8,125.53	1.89	-25.86	10,081.29	2.25	16,440.00

EQUIPMENT - WARDROOM MAIN BAR INCOME STATEMENT

MONTHLY DATA - CURRENT YEAR/PRIOR YEAR

YEAR TO DATE DATA - CURRENT YEAR/PRIOR YEAR

BUDGET	% OF	ACTUAL	ACTUAL	PRIOR YEAR	PRIOR YEAR	YTD BUDGET	YTD BUDGET	YTD ACTUAL	YTD ACTUAL	YTD VAR	PY YTD	PY YTD	BUDGET
NOV 01/14	SALES	NOV 01/14	NOV 30/14	NOV 01/13	NOV 30/13	APR 02/14	NOV 30/14	APR 02/14	NOV 30/14	ACT - BUD	APR 02/13	NOV 30/13	APR 02/14
19,600.00	100.00	7,600.87	100.00	14,383.08	100.00	141,450.00	100.00	107,114.75	100.00	-24.27	107,371.80	100.00	206,050.00
19,600.00	100.00	7,600.87	100.00	14,383.08	100.00	141,450.00	100.00	107,114.75	100.00	-24.27	107,371.80	100.00	206,050.00
9,604.00	49.00	3,896.05	51.26	7,205.23	50.10	69,311.00	49.00	46,145.55	43.08	-33.42	48,288.52	44.97	100,967.00
9,996.00	51.00	3,704.82	48.74	7,177.85	49.90	72,139.00	51.00	60,969.20	56.92	-15.48	59,083.28	55.03	105,083.00
OTHER EXPENSES													
7,050.00	35.97	6,090.57	80.13	2,839.13	19.74	55,350.00	39.13	48,109.35	44.91	-13.08	36,506.58	34.00	83,550.00
10.00	0.05	0.00	0.00	0.00	0.00	80.00	0.06	0.00	0.00	-100.00	2.36	0.00	120.00
30.00	0.15	0.00	0.00	0.00	0.00	240.00	0.17	128.76	0.12	-46.35	25.87	0.02	360.00
100.00	0.51	75.00	0.99	304.64	2.12	800.00	0.57	1,378.14	1.29	72.27	2,191.33	2.04	1,200.00
0.00	0.00	-3.65	-0.05	57.23	0.40	0.00	0.00	66.74	0.06	0.00	125.46	0.12	0.00
300.00	1.53	165.60	2.18	469.84	3.27	2,400.00	1.70	2,244.60	2.10	-6.48	3,320.48	3.09	3,600.00
220.00	1.12	16.00	0.21	277.32	1.93	1,760.00	1.24	1,608.13	1.50	-8.63	2,085.49	1.94	2,640.00
0.00	0.00	0.00	0.00	0.00	0.00	0.00	0.00	0.00	0.00	0.00	0.00	0.00	0.00
0.00	0.00	0.00	0.00	0.00	0.00	0.00	0.00	0.00	0.00	0.00	0.00	0.00	0.00
50.00	0.26	0.00	0.00	0.00	0.00	400.00	0.28	0.00	0.00	0.00	0.00	0.00	0.00
5.00	0.03	48.85	0.64	0.00	0.00	40.00	0.03	812.43	0.76	-100.00	88.14	0.08	600.00
25.00	0.13	83.23	1.10	18.95	0.13	200.00	0.14	406.12	0.38	1,931.08	18.87	0.02	60.00
45.00	0.23	53.85	0.71	39.23	0.27	360.00	0.25	430.80	0.40	103.06	184.74	0.17	300.00
100.00	0.51	321.80	4.23	304.92	2.13	800.00	0.57	1,051.88	0.98	19.67	319.47	0.30	540.00
35.00	0.18	0.00	0.00	75.12	0.53	280.00	0.20	92.97	0.09	-66.80	325.31	0.30	1,200.00
0.00	0.00	0.00	0.00	0.00	0.00	0.00	0.00	0.00	0.00	0.00	0.00	0.00	0.00
0.00	0.00	0.00	0.00	435.32	3.03	600.00	1.42	642.60	0.60	7.10	436.32	0.41	1,200.00
200.00	1.02	272.10	3.58	75.00	0.52	1,500.00	1.13	2,291.18	2.14	43.20	2,035.69	1.90	2,400.00
0.00	0.00	0.00	0.00	0.00	0.00	0.00	0.00	0.00	0.00	0.00	0.00	0.00	0.00
8,170.00	41.68	7,123.35	93.72	4,897.70	34.05	64,310.00	45.89	59,263.70	55.33	-8.70	48,847.81	45.49	98,130.00
OTHER REVENUES													
475.00	2.42	120.00	1.58	280.00	1.95	3,800.00	2.69	1,577.90	1.47	-58.48	2,501.31	2.33	5,700.00
100.00	0.51	0.00	0.00	0.00	0.00	800.00	0.57	639.48	0.60	-20.07	0.00	0.00	1,200.00
150.00	0.77	188.38	2.48	162.34	1.13	1,200.00	0.85	1,024.34	0.96	-14.64	1,158.97	1.08	1,800.00
0.00	0.00	0.00	0.00	0.00	0.00	0.00	0.00	0.00	0.00	0.00	0.00	0.00	
725.00	3.70	308.38	4.06	443.34	3.08	5,800.00	4.10	3,241.72	3.03	-44.11	3,660.28	3.41	8,700.00
2,551.00	13.02	-3,110.15	-40.92	2,722.49	18.93	13,029.00	9.21	4,947.22	4.62	-62.03	13,895.75	12.94	15,593.00

FINANCIAL REPORT

MONTHLY DATA - CURRENT YEAR/PRIOR YEAR

YEAR TO DATE DATA - CURRENT YEAR/PRIOR YEAR

BUDGET	BUDGET % OF	ACTUAL	ACTUAL % OF	PRIOR YEAR	PRIOR YEAR % OF	YTD BUDGET	YTD BUDGET % OF	YTD ACTUAL	YTD ACTUAL % OF	YTD VAR	PY YTD	PY YTD % OF	BUDGET
NOV 01/14	NOV 01/14	NOV 01/14	NOV 01/14	NOV 01/13	NOV 01/13	APR 02/14	APR 02/14	APR 02/14	APR 02/14	ACT - BUD	APR 02/13	APR 02/13	APR 02/14
NOV 30/14	NOV 30/14	NOV 30/14	NOV 30/14	NOV 30/13	NOV 30/13	NOV 30/14	NOV 30/14	NOV 30/14	NOV 30/14		NOV 30/13	NOV 30/13	MAR 31/15
5,740.00	100.00	1,629.42	100.00	2,648.75	100.00	48,720.00	100.00	44,651.50	100.00	-8.35	46,547.18	100.00	66,220.00
2,813.00	49.01	877.24	53.84	1,429.78	53.98	23,876.00	49.01	19,564.20	43.82	-18.06	19,801.46	42.54	32,453.00
2,927.00	50.99	752.18	46.16	1,218.97	46.02	24,844.00	50.99	25,087.30	56.18	0.98	26,745.72	57.46	33,767.00
49603													
CONSUMER SALES													
COST OF GOODS SOLD													
GROSS PROFIT													
OTHER EXPENSES													
1,600.00	27.87	2,116.10	129.87	2,322.25	87.67	12,520.00	25.70	23,547.74	52.74	88.08	14,834.14	31.87	18,920.00
225.00	3.92	60.06	3.69	95.70	3.61	1,800.00	3.69	2,283.41	5.11	26.86	1,791.32	3.85	2,700.00
75.00	1.31	382.76	23.49	203.16	7.67	600.00	1.23	1,260.96	2.82	110.16	548.28	1.18	900.00
60.00	1.05	0.00	0.00	88.84	3.35	480.00	0.99	234.07	0.52	-51.24	349.01	0.75	720.00
175.00	3.05	0.00	0.00	29.94	1.13	1,400.00	2.87	689.63	1.54	-50.74	905.35	1.95	2,100.00
0.00	0.00	-10.20	0.00	80.25	3.03	0.00	0.00	-112.16	-0.25	0.00	22.53	0.00	0.00
100.00	1.74	76.37	4.69	52.46	1.98	800.00	1.64	825.63	1.85	3.20	866.17	1.86	1,200.00
40.00	0.70	9.87	0.61	7.73	0.29	320.00	0.66	263.54	0.59	-17.64	342.29	0.74	480.00
15.00	0.26	6.00	0.37	14.95	0.56	120.00	0.25	92.85	0.21	-22.63	115.60	0.25	180.00
10.00	0.17	9.99	0.61	3.57	0.13	80.00	0.16	95.20	0.21	19.00	344.59	0.74	120.00
0.00	0.00	0.00	0.00	0.00	0.00	0.00	0.00	17.81	0.04	0.00	0.00	0.00	0.00
10.00	0.17	0.00	0.00	-12.49	-0.47	80.00	0.16	60.27	0.13	-24.66	23.04	0.05	120.00
85.00	1.48	56.50	3.47	31.36	1.18	480.00	1.40	364.49	0.82	-46.40	418.90	0.90	1,020.00
0.00	0.00	0.00	0.00	0.00	0.00	600.00	0.82	0.00	0.00	-100.00	0.00	0.00	800.00
0.00	0.00	0.00	0.00	0.00	0.00	0.00	0.00	0.00	0.00	0.00	0.00	0.00	0.00
2,395.00	41.72	2,707.45	166.16	2,917.72	110.15	19,280.00	39.57	29,623.44	66.34	53.65	20,561.22	44.17	29,280.00
OTHER REVENUES													
200.00	3.48	0.00	0.00	150.00	5.66	1,600.00	3.28	2,340.80	5.24	46.30	1,930.28	4.15	2,400.00
10.00	0.17	0.00	0.00	0.00	0.00	80.00	0.16	162.42	0.36	103.03	0.00	0.00	120.00
210.00	3.66	0.00	0.00	150.00	5.66	1,680.00	3.45	2,503.22	5.61	49.00	1,930.28	4.15	2,520.00
742.00	12.93	-1,955.27	-120.00	-1,548.75	-58.47	7,244.00	14.87	-2,032.92	-4.55	-128.06	8,114.78	17.43	7,027.00

DEC 19/14

ACTIVITY REPORT
TRUST FUNDS SCHEDULE D2
AS AT DATE: NOV 30/14

PAGE 1

UIBOS & NAME	ACCOUNT & NAME	DEBIT	CREDIT
49600 ESQUIMALT OFFICE	49600-103 CHARITY FUND	1619.19	
	REPORT TOTAL		1619.19
	CLOSING BALANCE		1619.19

DEC 19/14

ACTIVITY REPORT
UNIT FUNDS SCHEDULE D3
AS AT DATE: NOV 30/14

PAGE 1

=====

UIBOS & NAME

DEBIT

CREDIT

=====

ACCOUNT & NAME

=====

=====

49600 ESQUIMALT OFFICE 49600-101 GIFT FUND

15000.00

=====

REPORT TOTAL CLOSING BALANCE 15000.00