



WHOLE LOTTA PLOW.

Meyer[®]
LOT PRO[™]

Better Results in Less Time.
The All-New Contractor Plow by Meyer.



Faster clearing.

More reliable.

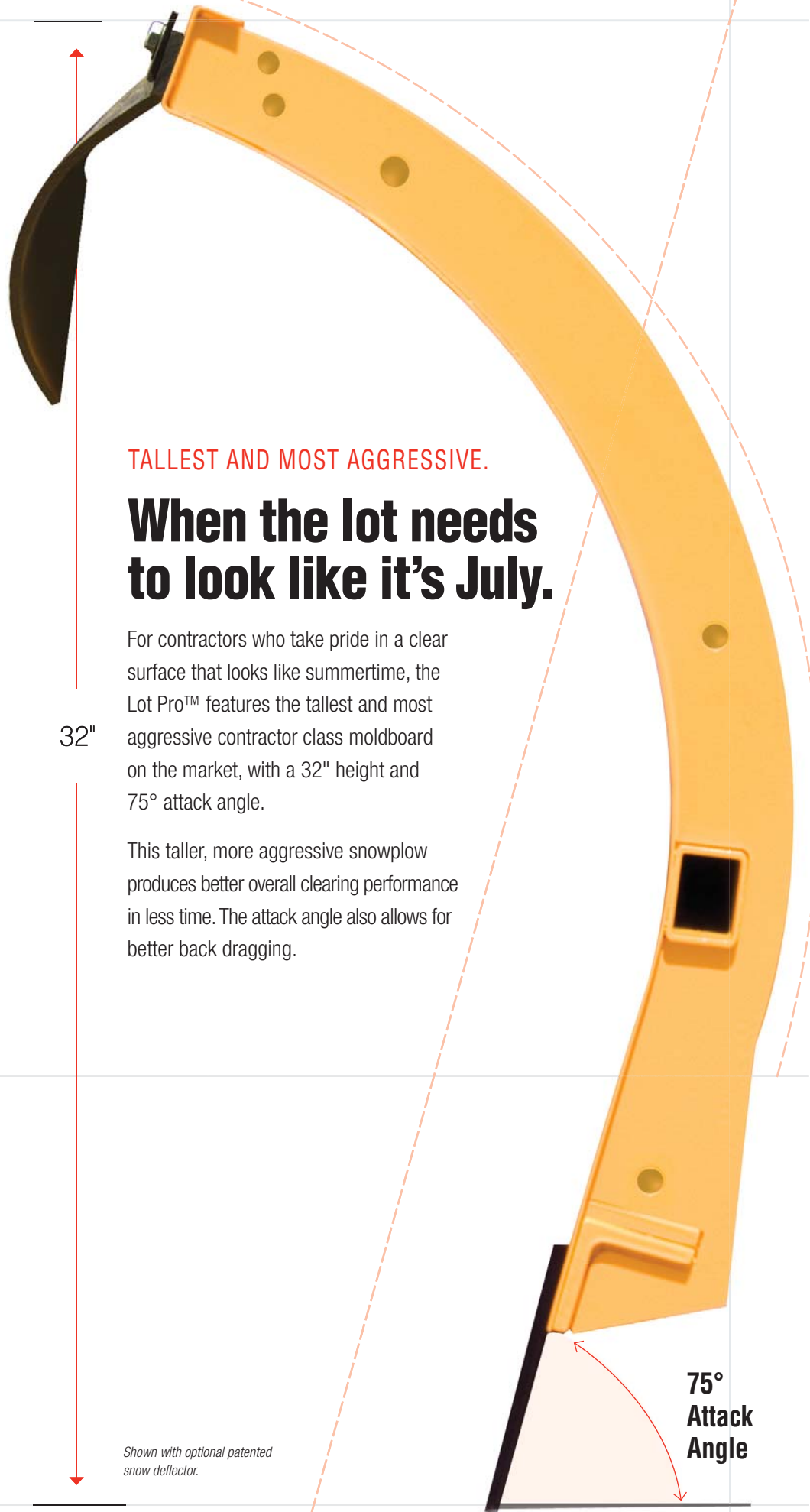
Easier to use.

Backed by the industry's best warranty protection.



3 YEARS ON ALL COMPONENTS*
5 YEARS ON ALL STRUCTURAL STEEL*

* Must register at www.meyerproducts.com to activate years 3-5.



TALLEST AND MOST AGGRESSIVE.

When the lot needs to look like it's July.

For contractors who take pride in a clear surface that looks like summertime, the Lot Pro™ features the tallest and most aggressive contractor class moldboard on the market, with a 32" height and 75° attack angle.

This taller, more aggressive snowplow produces better overall clearing performance in less time. The attack angle also allows for better back dragging.

32"

Shown with optional patented snow deflector.

75°
Attack
Angle

SIMPLE, MORE DURABLE DESIGN.

In the snowplowing business, downtime is not an option.




The larger, wider, more-solid pivot bar is made of heavy-walled tubular steel for added strength and rigidity at key pressure zones.


Behind the moldboard is totally redesigned “black iron” consisting of a robust, tubular-steel A-frame and pivot bar. This improved design has been simplified to create a stronger plow at key pressure zones and more evenly distributes the load. The pressure zones are further enhanced by three, reinforced points-of-contact and a tubular bar along the entire back for increased torsional strength. The Lot Pro also comes with easy-to-reach grease fittings in key locations like the heavy-duty king bolt.




All-new custom molded hydraulic cover for E-58H units is standard. Protects from salt and road grime for improved reliability.



Slot and tab construction and laser cut ribs improve strength and durability. Robotically welded components make for high strength connections.



Heavy-duty trip springs last 2 to 3 times longer than the competition and are part of Meyer's ROC manufacturing process.



All pivot points have easy-to-reach grease fittings in key locations to increase service life.

The detailed things we do to make our plows more rugged and reliable.



EASE OF USE, INTERCHANGEABLE MOUNT.

We don't call it "EZ" for nothing.

The modular **EZ-Mount® Plus™** system conveniently attaches or detaches from the truck in less than a minute and leaves the truck with a clean, off-the-assembly-line appearance when not attached.

In the midst of a major storm, downtime is not an option. That's why the EZ-Mount Plus mounting system is interchangeable with other newer Meyer moldboards.

The Lot Pro can also be attached using the time-tested **EZ-Mount® Classic™** mounting system.



Nite Saber® Lights have a slim profile and outstanding illumination.*

Moldboard shown with optional patented snow deflector and wing accessories.

* Shown with optional Nite Saber® II Lights.

Features



Patented Single Plug Connector

One electrical connection for increased reliability and fast mount/dismount.



Optional Pistol Grip Controller

Ergonomically designed for comfortable operation.



Adjustable Jack

Allows for easy on/off on uneven or shifting surfaces.

Meyer Lot Pro Product Specifications

Model #	Blade Type	Moldboard Length	Moldboard Height	Moldboard Gauge	Vertical Ribs	Plow Trip Springs	Cutting Edge	Average Width at Full Angle	Angling Rams	Weight** Complete
LP-7.5	Full-Trip	7.5'	32"	12 Steel	6	4	3/8" x 6"	82"	1 1/2" x 10"	773 lb.
LP-8.0	Full-Trip	8.0'	32"	12 Steel	6	4	1/2" x 6"	87"	1 1/2" x 10"	820 lb.
LP-8.5	Full-Trip	8.5'	32"	12 Steel	6	4	1/2" x 6"	92"	1 1/2" x 10"	835 lb.
LP-9.0	Full-Trip	9.0'	32"	12 Steel	6	4	1/2" x 6"	98"	1 1/2" x 10"	843 lb.

Meyer Products LLC reserves the right under its continuing product improvement program to change construction or design details and specifications without incurring any obligation.

** Average Mount weight is 125 lbs.



Meyer Products LLC

18513 Euclid Ave., Cleveland, Ohio 44112

Phone: 216-486-1313

Fax: 216-486-1321

www.meyerproducts.com