


Already a favorite of law enforcement fleets worldwide, Whelen's Liberty™ lightbar has been redesigned from the ground up, creating the all new Liberty II. With improved optic technology and exterior design, the Liberty II builds on the Liberty's reputation for excellent reliability and performance.

### Liberty II SOLO™

Single color inboard and corner modules. Corners provide 360° of warning light, meeting SAE class 1 requirements.



#### Features

- Available in Low Current (LC) or WeCan® (WC)
- Four single color corner modules


#### SOLO Options

- Photocell available
- Single color inboard modules to front and rear
- Rear DUO+ Traffic Advisor™ available for WeCan models

### Liberty II DUO+™

Single color or two color interleaved inboard and corner modules. Corners provide 360° of warning light, meeting SAE Class 1 requirements.

Whelen's DUO+ technology allows each lighthouse segment to operate independently or at the same time, without loss of intensity.



#### Features

- Available in WeCan
- Four single color or DUO+ interleaved corner modules
- Photocell standard

#### DUO+ Options

- Single color or DUO+ interleaved modules to front and rear

## The Next Generation Liberty Lightbar is Tougher Than Ever

- 30% more illuminated surface area on all warning modules, including corner and inboard modules
- 1" less in depth, allowing for contiguous light
- Efficiently designed heat sink gives all inboard modules longer life and higher performance
- Lower profile feet are quieter, reducing wind noise and giving the bar a stealth look
- Newly designed alley light module
- Five year HDP® Heavy-Duty Professional warranty



**WHELEN**  
MANUFACTURED IN AMERICA



## Design Features

- Aluminum top repels hail and other environmental damages while directing heat away from internal components
- Center dividers with Liquid Injection Molded seals protect internal components from water damage
- Each model has one or two sealing points, assuring lightbar integrity in all weather conditions
- Hard coated lenses resist sun and road chemical damage and remain undamaged far longer than traditional lenses
- Point to point wiring between the I/O board and each lighthouse allows for easy reconfiguration
- Height without mounting feet is 2.5" (64 mm)
- Available with standard or low profile mounting feet
- Standard lengths: 44" (110cm), 48" (123cm) and 54" (136cm)

## Optic Technology


- Whelen's Collimator™ patented optic design provides unbeaten light output
- Advanced Thermal Design reduces the stress on LEDs during extended dwell time
- WeCan® models are programmable with unlimited flash patterns
- Plug & Play into Whelen or vehicle manufactured controllers
- Photocell automatically dims the lightbar at night and still meets SAE Class 1 requirements in low power mode

## Options

- Rear single color or DUO+™ Traffic Advisor™
- Take-downs available in 3, 6 or 12 Super-LED® modules
- Alley lights available in 3 LED vertical modules
- Color filters available for full customization
- Alternate center section models available in 48" and 54" models

## Alternate Center Options

- Color domes for center and end sections with optional alley window
- Single color or DUO+ color interleaved double reflector lighthouse for rear center mount
- GTT™ LED emitter available with or without take-downs
- Strobe reflector available with or without take-downs
- Four short take-downs or combination two short take-downs and two short warning



## Mini Liberty™ II

- Four Single color corner modules available
- Available in magnetic or permanent mount
- Alley and take-down options available for permanent mount models
- Length: 19.31" (490 mm)



Whelen Engineering reserves the right to upgrade and improve products without notice.  
© 2014 Whelen Engineering Company, Inc. Printed in U.S.A.  
Code No. 12824A - 08/14

# LIBERTY™ II

## SUPER-LED® LIGHTBAR SERIES

