

 *Maxxima*<sup>®</sup> | 2016

## WHERE QUALITY MANUFACTURING IS STANDARD OPERATING PROCEDURE



Maxxima's new product innovations and technological achievements continue to lead the commercial vehicle market.

LED lamps with extended life, energy saving characteristics and intense glow combined with specially formulated proprietary lens designs has provided some of the most exciting new products in the industry. With several patents issued, Maxxima will continue to revolutionize the lighting industry with superior light emission, greater visibility and elevated performance. Since 2008 all Maxxima 4" products incorporate Spin Welding and all oval lamps incorporate Linear Welding techniques.

By purchasing Maxxima, you become the owner of exceptional lighting products recognized by the most reputable dealers in the world. Please examine many of the unique features outlined in this brochure. Maxxima is proud to recommend its highly qualified and professional dealer network to guide you through your product selection.

Come grow with us and be a part of history to replace Edison's century old incandescent bulb with Maxxima LED Lighting Products.

Maxxima continually strives to upgrade and improve the quality, materials, workmanship and manufacturing processes of its product line. Respectfully, specifications displayed in this brochure may be subject to change without notification. Any changes or amendments will be reflected in ensuing printings.

ALL MAXXIMA LED VEHICLE LIGHTING PRODUCTS ARE US FMVSS 108 AND CANADIAN CMVSS 108 COMPLIANT.

## MAXXIMA TECHNICAL SERVICES & LABORATORY

Maxxima announces the establishment of the Maxxima Technical Services & Laboratory (MDSL) for the purpose of providing the most advanced quality testing for Maxxima LED products with two locations in Hauppauge, NY USA and Bucheon City, South Korea. When purchasing any Maxxima LED lighting product, you can rest assured the light output and performance are precisely as advertised.

All Maxxima vehicle lighting products are tested by an independent certified laboratory for FMVSS-108 US, CMVSS-108 Canadian compliance and applicable SAE standards.

## MAXXIMA MISSION AND VALUES

**OUR MISSION:** At Maxxima, we design, fabricate and deliver innovative, dependable and technologically advanced products coupled with customer satisfaction.

**OUR VALUES:** AS A COMPANY WE VALUE:

- Candor, respect, integrity and a moral compass as a guide.
- A good reputation and brand because if ever destroyed can never be retrieved, even with substantial financial resources.
- Enthusiasm over our customers and their needs.
- Accountability to customers, employees, and partners.
- Finding and developing talented individuals.
- Our suppliers, partners and field associates.
- Innovations and creativity.
- Product quality and reliability, speed and pricing integrity.
- A global mind set to our products and services.

# TABLE OF CONTENTS 2016

FORWARD LIGHTING	4-7
WORK LIGHTS	8-19
COMPARTMENT / CARGO LIGHTS	20-32
WARNING	33-38
STOP / TAIL / TURN	39-42
PARK TURN	43-46
DUAL VOLTAGE 12/24VDC	47-48
BACK-UP	49-50
BUS	51
PEDESTAL	52
IDENTIFICATION BARS	53
CLEARANCE MARKER	54-65
LIGHTING ID CODES	66-67
MOUNTING ACCESSORIES	68-69
ELECTRICAL	70
FLASHLIGHTS / PROMOTIONAL ITEMS	71
MAXXIMA WARRANTY	72
RETAIL DISPLAYS	73-74
CATALOG PART NUMBER CROSS REFERENCE	75-77
HOME / OFFICE LIGHTING PRODUCTS	78-79

# CATALOG TERMS

THE FOLLOWING TERMS HAVE BEEN USED THROUGHOUT THIS CATALOG.

STOP/TAIL/TURN	STT
PARK/CLEARANCE/AUXILIARY/TURN	PCAT
PARK/FRONT TURN	PFT
PARK/REAR TURN	PRT
AUXILIARY TURN	AT
AUXILIARY STOP	AS

7" ROUND INTEGRATED DUAL BEAM LED HEAD LIGHT



**PART NUMBER**

**MHL-07HILO  
M50915**

**7" ROUND DUAL BEAM  
HEAD LIGHT LOAD  
EQUALIZER MODULE**  
*\* See Advisory Below*

LEDs	5
Voltage	12/24VDC
Connector	H4 3 Blade
Dimensions	7" Diameter
Amp Draw	2.04A, 12VDC 1.05A, 24VDC
Legal Heading	DOT HL

- FMVSS-108 and CMVSS-108 Compliant
- Auto Select 12/24VDC
- Polycarbonate Lens with Hard Coating Shell
- Completely Sealed Electronics
- Standard OEM Blade Connector
- Retrofits ANSI # 6014, 6015, 6016, H6024 and Par 56
- 5 Year Warranty

**Low Voltage Advisory:**

Maxxima LED Head Lights require constant 12VDC/24VDC to operate correctly. Some vehicles are equipped with a special controller that lowers voltage to the low beam to simulate a DRL. This can cause your Maxxima LED head light to flicker or fail to turn on. If this condition exists please contact Maxxima engineering for a possible work around or fix. **631.434.1200**.

M50915 is for 12VDC systems where LED headlight low beam amp draw is to small.

5" X 7" RECTANGULAR INTEGRATED DUAL BEAM LED HEAD LIGHT



**PART NUMBER**

**MHL-5X7HILO  
M50915**

**5" X 7" DUAL BEAM  
HEAD LIGHT LOAD  
EQUALIZER MODULE**  
*\* See Advisory Below*

LEDs	5
Voltage	12/24VDC
Connector	H4 3 Blade
Dimensions	7.9" X 5.6" X 4.2"
Amp Draw	2.11A, 12VDC 1.06A, 24VDC
Legal Heading	DOT HL

- FMVSS-108 and CMVSS-108 Compliant
- Auto Select 12/24VDC
- Polycarbonate Lens with Hard Coating Shell
- Completely Sealed Electronics
- Standard OEM Blade Connector
- Retrofits ANSI # 6052, 6053, H6054 & HP6054
- 5 Year Warranty

**Low Voltage Advisory:**

Maxxima LED Head Lights require constant 12VDC/24VDC to operate correctly. Some vehicles are equipped with a special controller that lowers voltage to the low beam to simulate a DRL. This can cause your Maxxima LED head light to flicker or fail to turn on. If this condition exists please contact Maxxima engineering for a possible work around or fix. **631.434.1200**.

M50915 is for 12VDC systems where LED headlight low beam amp draw is to small.

4" X 6" RECTANGULAR HIGH BEAM LED HEAD LIGHT



**PART NUMBER**

**MHL-4X6HI  
M50914**

**4" X 6" HIGH BEAM  
HEAD LIGHT LOAD  
EQUALIZER MODULE**  
*\* See Advisory Below*



<b>LEDs</b>	6
<b>Voltage</b>	Auto Select 12/24VDC
<b>Connector</b>	H4 2 Blade
<b>Dimensions</b>	6.6" X 4.2" X 3.6"
<b>Amp Draw</b>	1.4A, 12VDC 0.7A, 24VDC
<b>Legal Heading</b>	DOT U SAE HL

- FMVSS-108 and CMVSS-108 Compliant
- Auto Select 12/24VDC
- Polycarbonate Lens with Hard Coating Shell
- Completely Sealed Electronics
- Standard OEM Blade Connector
- Retrofits ANSI # H4651
- 5 Year Warranty

**Low Voltage Advisory:**

Maxxima LED Head Lights require constant 12VDC/24VDC to operate correctly. Some vehicles are equipped with a special controller that lowers voltage to the low beam to simulate a DRL. This can cause your Maxxima LED head light to flicker or fail to turn on. If this condition exists please contact Maxxima engineering for a possible work around or fix. **631.434.1200.**

M50914 is for 12VDC systems where LED headlight high beam amp draw is to small.

4" X 6" RECTANGULAR LOW BEAM LED HEAD LIGHT



**PART NUMBER**

**MHL-4X6LL  
M50914**

**4" X 6" LOW BEAM ONLY  
HEAD LIGHT LOAD  
EQUALIZER MODULE**  
*\* See Advisory Below*



<b>LEDs</b>	4
<b>Voltage</b>	Auto Select 12/24VDC
<b>Connector</b>	H4 2 Blade
<b>Dimensions</b>	6.6" X 4.2" X 3.6"
<b>Amp Draw</b>	1.0A 12V 0.55A 24V
<b>Legal Heading</b>	DOT L SAE HL

- FMVSS-108 and CMVSS-108 Compliant
- Auto Select 12/24VDC
- Polycarbonate Lens with Hard Coating Shell
- Completely Sealed Electronics
- Standard OEM Blade Connector
- Retrofits ANSI # H4656
- 5 Year Warranty

**Low Voltage Advisory:**

Maxxima LED Head Lights require constant 12VDC/24VDC to operate correctly. Some vehicles are equipped with a special controller that lowers voltage to the low beam to simulate a DRL. This can cause your Maxxima LED head light to flicker or fail to turn on. If this condition exists please contact Maxxima engineering for a possible work around or fix. **631.434.1200.**

M50914 is for 12VDC systems where LED headlight low beam amp draw is to small.

2 LED FOG LIGHT



**PART NUMBER**  
MFL-100W

WHITE



LEDs	2
Lumens	250
Dimensions	5.9" X 3.7" X 2.1"
DOT/SAE	J583
Legal Heading	F
Voltage	Auto Select 12/36VDC
Amp Draw	12V 750ma 36V 400ma
Mounting	5/16" Diameter Bolt

- Philips LUXEON Z
- Auto Select 12/36VDC
- Flood Beam Pattern
- Polycarbonate Housing
- Polycarbonate Lens
- Low LED Amp Draw
- Stainless Steel Bolt & Bracket
- 5 Year Warranty



**PART NUMBER** **PLB-630-A**

LEDs	3
Width	4.4"
Height	1.4"
Depth	1.2"
Voltage	12.8VDC
Amp Draw	250ma
Mounting	Surface
Connector	2 Wire Leads

- White Projector Light
- 3 X 1 Watt White LEDs
- Polycarbonate Lens
- Stainless Steel Mounting Bracket
- Black Cast Aluminum Housing
- 5 Year Warranty



**PART NUMBER** **PLB-626**

LEDs	12
Width	4.4"
Height	1.3"
Depth	1.4"
Voltage	12.8VDC
Amp Draw	110ma
Mounting	Surface
Connector	2 Wire Leads

- White Projector Light
- 12 White LEDs
- Polycarbonate Lens
- Stainless Steel Mounting Bracket
- Black Cast Aluminum Housing
- 5 Year Warranty



**PART NUMBER** **PLB-640**

LEDs	5
Width	7.90"
Height	1.20"
Depth	1.30"
Voltage	12.8VDC
Amp Draw	400ma
Mounting	Surface
Connector	2 Wire Leads

- DRL Daytime Running Light
- 5 White LEDs
- Polycarbonate Lens
- Stainless Steel Mounting Bracket
- Black Cast Aluminum Housing
- 5 Year Warranty

All work Lights are not created equal. Many manufacturers make claims about the Lumen output that are misleading. At Maxxima all of our work lights undergo stringent testing to measure light output in an Integrating Sphere, in accordance with **Illuminating Engineering Society of North America (IESNA) standard LM-79**. Light output is recorded after the lamp is completely warmed up at least 30 minutes. The test process ensures our customers the light output matches the listed Lumen output.



WORK LIGHT WARM LUMEN TABLE		WARM LUMENS	PAGE NUMBER
<b>MWL-10SP</b>	Round Mini Grommet Mount Work Light	300	19
<b>MWL-10SP-SM</b>	Round Mini Bracket Mount Work Light	300	19
<b>MWL-04</b>	Rectangular LED Work Light - Black 12/24VDC	400	18
<b>MWL-13</b>	Low Profile Surface Mount Work Light 12/24VDC	400	17
<b>MWL-21</b>	Rectangular 6 LED Work Light Black Aluminum Housing	400	16
<b>MWL-22</b>	Rectangular 6 LED Work Light Aluminum Finish Housing	400	16
<b>MWL-33</b>	3" X 6" Rectangular Exterior Surface Mount	400	10
<b>M84437</b>	Round 5 1/4" Flange Mount Work Light	440	15
<b>MWL-19</b>	Round 9 LED Black Work Light 12/24VDC	500	11
<b>MWL-26</b>	Rectangular 9 LED Black Work Light 12/24VDC	500	11
<b>MWL-27</b>	Square 9 LED Black Work Light 12/24VDC	500	11
<b>MWL-01B</b>	Round LED Work Light	550	19
<b>MWL-01LS</b>	Round Exterior 6 LED Work Light	550	19
<b>MWL-11HL</b>	Round 4" Black Rubber LED Work Light - 12/24VDC	700	18
<b>MWL-12</b>	Round 4" LED Work Light - Lamp Only for MWL-11HL	700	18
<b>MWL-14</b>	Low Profile Surface Mount Work Light 12/24VDC	700	17
<b>MWL-20</b>	Mini Square Work Light 12/24VDC	800	16
<b>MWL-20FB</b>	Mini Square Focus Beam LED Work Light 12/24VDC	800	16
<b>MWL-20LS</b>	Mini Square LED Work Light 12/24VDC Liquid Silver Housing	800	16
<b>MWL-18-B</b>	Mini Oval Work Light Dry Fit Connector	1,000	16
<b>MWL-28</b>	Round 6 LED Black Work Light 12/24VDC	1,200	12
<b>MWL-29</b>	Rectangular 6 LED Work Light 12/24VDC	1,200	12
<b>MWL-30</b>	Square 6 LED Work Light 12/24VDC	1,200	12
<b>MWL-01HP</b>	Round LED Work Light - Black 12/24 VDC	1,200	19
<b>MWL-05SP</b>	Rectangular LED Work Light - Black 12/36VDC	1,200	17
<b>MWL-31SP</b>	Square Compact Work Light	1,350	10
<b>MWBL-1</b>	Maxxima Work Bar Light Surface Mount	1,450	14
<b>MTBL-10</b>	Maxxima Tow Bar Light Surface Mount U-Bracket	1,450	14
<b>MWL-50SP</b>	Rectangular 6 LED Work Light Black Aluminum Housing 12/36VDC	1,550	13
<b>MWL-16</b>	Square LED Work Light 12/24VDC	1,750	16
<b>MWL-07SP</b>	Rectangular LED Work Light - Black 12/36VDC	1,800	17
<b>MWL-57SP</b>	Rectangular 10 LED Work Light Black Aluminum Housing 12/36VDC	2,150	13
<b>MWL-24SP</b>	Oval 8 LED Work Light 12/24VDC	2,500	15
<b>MWL-25SP</b>	Oval 5 LED Work Light 12/24VDC	3,600	15



## PORTABLE RECHARGEABLE LITHIUM WORK LIGHTS

The new line of Maxxima Portable Rechargeable Lithium Work Lights provide convenient easy to use portable lighting. Available in 2350, 1750 and 800 Lumen models.

**PART NUMBER**

**MPWL-30** 2350 HI / 1200 LO LUMENS  
**MPWL-30WALLCH** REPLACEMENT WALL CHARGER  
**MPWL-MAG30** MAGNETIC MOUNTING KIT

- Portable Rechargeable Lithium Battery
- 1 LED COB Technology
- Cigarette 12/24VDC & 100-240VAC Charging
- 120° Beam Angle, 30,000 Hour Life Span
- 5 Hour Full Charge Time
- Operation Time 3-4 Hours Hi 6-8 Hours Low
- 3 Position Switch, Charge Status Indicator
- 1 Year Warranty

**PART NUMBER**

**MPWL-20** 1750 HI / 800 LO LUMENS  
**MPWL-MAGKIT** MAGNETIC MOUNTING KIT  
**MPWL-20WALLCH** REPLACEMENT WALL CHARGER  
**MPWL-CARCH** REPLACEMENT CAR CHARGER  
**MPWL-GLASS20** REPLACEMENT TEMPERED GLASS LENS

- Portable Rechargeable Lithium Battery
- 1 LED COB Technology
- Cigarette 12/24VDC & 110-240VAC Charging
- 120° Beam Angle, 30,000 Hour Life Span
- 4-5 Hour Full Charge Time
- Operation Time 3-4 Hours Hi 6-8 Hours Low
- 3 Position Switch, Charge Status Indicator
- 1 Year Warranty

**PART NUMBER**

**MPWL-10** 800 HI / 400 LO LUMENS  
**MPWL-MAGKIT** MAGNETIC MOUNTING KIT  
**MPWL-10WALLCH** REPLACEMENT WALL CHARGER  
**MPWL-CARCH** REPLACEMENT CAR CHARGER  
**MPWL-GLASS10** REPLACEMENT TEMPERED GLASS LENS

- Portable Rechargeable Lithium Battery
- 1 LED COB Technology
- Cigarette 12/24VDC & 110-240VAC Charging
- 120° Beam Angle, 30,000 Hour Life Span
- 4-5 Hour Full Charge Time
- Operation Time 3-4 Hours Hi 6-8 Hours Low
- 3 Position Switch, Charge Status Indicator
- 1 Year Warranty

COMPACT SQUARE 1,350 LUMEN 2 LED 12/24VDC WORK LIGHT



**PART NUMBER**  
**MWL-31SP**



<b>LEDs</b>	2 Philips LUXEON® M LEDs
<b>Lumens</b>	1,350
<b>Dimensions</b>	4.1" X 3.2" X 2.7"
<b>Voltage</b>	Auto Select 12/24VDC
<b>Amp Draw</b>	1.7A 12VDC 800MA 24VDC
<b>Connector</b>	DRY-FIT
<b>Mounting</b>	5/16" Diameter Bolt

- Philips LUXEON® M LEDs
- Auto Select 12/24VDC
- Black Coated Aluminum Housing
- Dry-Fit Connector Included
- Polycarbonate Lens
- Low LED Amp Draw
- Stainless Steel Bolt & Bracket
- 5 Year Warranty

RECTANGULAR SURFACE MOUNT 400 LUMEN SCENE / LOAD LIGHT  
40° DOWN ANGLE LIGHT OUTPUT



**PART NUMBER**  
**MWL-33**  
**M50140**

**WHITE**  
**ADHESIVE MOUNTING GASKET**



<b>LEDs</b>	9
<b>Lumens</b>	400
<b>Dimensions</b>	5.2" X 2.2" X 0.7"
<b>Voltage</b>	12VDC
<b>Amp Draw</b>	520MA 12VDC
<b>Connector</b>	2 Wire Leads
<b>Mounting</b>	4 5/32" Mounting Holes

- Cast Aluminum Housing
- Polycarbonate Lens
- Low LED Amp Draw
- 5 Year Warranty

The MWL-19, 26 and 27 Series Work Lights are powerful compact thin LED work lights. Providing exceptional 500 Lumen flood beam light output using nine LEDs. Featuring new space age polymer housing, shatter proof polycarbonate lens, and stainless steel mounting bracket and bolt.

- Color Retail Packaging
- 9 LEDs
- Dual Auto Select 12/24VDC
- Polycarbonate Housing
- Polycarbonate Lens
- Stainless Steel Bracket and Bolt
- 5 Year Warranty



**PART NUMBER**

**MWL-19**  
**MWL-19Y**

**WHITE ROUND**  
**AMBER ROUND**



Lumens	500
LEDs	9
Dimensions	4.8" WX 1.5" D
Voltage	12/24VDC
Amp Draw	810ma 12V 440ma 24V
Connector	2 Blunt Cut 11" Lead
Mounting	Stainless Steel Bracket with Bolt



**PART NUMBER**

**MWL-26**

**RECTANGULAR**

Lumens	500
LEDs	9
Dimensions	5.9" WX 3.7" H X 1.6" D
Voltage	12/24VDC
Amp Draw	960ma 12V 540ma 24V
Connector	2 Blunt Cut 11" Lead
Mounting	Stainless Steel Bracket with Bolt



**PART NUMBER**

**MWL-27**

**SQUARE**

Lumens	500
LEDs	9
Dimensions	4.7" WX 4.2" H X 1.6" D
Voltage	12/24VDC
Amp Draw	960ma 12V 540ma 24V
Connector	2 Blunt Cut 11" Lead
Mounting	Stainless Steel Bracket with Bolt

# 1,200 LUMEN 6 LED WORK LIGHTS

The new series of 6 LED 1,200 Lumen work lights provide a wide flood beam pattern perfect for work and utility applications. Dual Auto Select 12/24VDC voltage, Powder coated aluminum housing, shatter proof polycarbonate lens, and stainless steel mounting bracket & bolt.



**PART NUMBER**

**MWL-28      ROUND**



LEDs	6
Lumens	1,200
Dimensions	4.7" Diameter X 1.6" Deep
Voltage	12/24VDC Auto Select Dual Voltage
Amp Draw	1.56A 12V 0.90A 24V
Connector	2 Blunt Cut 11" Jacketed Leads
Mounting	Steel Bracket with Stainless Steel Bolt
Warranty	5 Year



**PART NUMBER**

**MWL-29      RECTANGULAR**

LEDs	6
Lumens	1,200
Dimensions	5.9" X 3.6" X 1.7"
Voltage	12/24VDC Auto Select Dual Voltage
Amp Draw	1.56A 12V 0.90A 24V
Connector	2 Blunt Cut 11" Jacketed Leads
Mounting	Steel Bracket with Stainless Steel Bolt
Warranty	5 Year



**PART NUMBER**

**MWL-30      SQUARE**

LEDs	6
Lumens	1,200
Dimensions	4.7" X 4.3" X 1.5"
Voltage	12/24VDC Auto Select Dual Voltage
Amp Draw	1.56A 12V 0.90A 24V
Connector	2 Blunt Cut 11" Jacketed Leads
Mounting	Steel Bracket with Stainless Steel Bolt
Warranty	5 Year

## 1,550 LUMEN 6 LED SPECIAL PERFORMANCE MULTI-VOLTAGE RECTANGULAR WORK LIGHT



### PART NUMBER MWL-50SP



LEDs	6
Lumens	1,550
Dimensions	6.2" X 3.8" X 1.8"
Voltage	Auto Select 12/36VDC
Amp Draw	1.5A 12V .52A 36V
Connector	2 Wire Leads
Mounting	5/16" Diameter Bolt

- Philips Lumileds LUXEON® T LEDs
- 12/36VDC Multi-Voltage
- Flood Beam Pattern
- Aluminum Powder Coated Housing
- Polycarbonate Lens
- Low LED Amp Draw
- Stainless Steel Bolt and Bracket
- 5 Year Warranty

## 2,150 LUMEN 8 LED SPECIAL PERFORMANCE MULTI-VOLTAGE RECTANGULAR WORK LIGHT



### PART NUMBER MWL-57SP



LEDs	8
Lumens	2,150
Dimensions	6.2" X 3.8" X 1.8"
Voltage	Auto Select 12/36VDC
Amp Draw	2.3A 12V 830MA 36V

- Philips Lumileds LUXEON® T LEDs
- 12/36VDC Multi-Voltage
- Flood Beam Pattern
- Aluminum Powder Coated Housing
- Polycarbonate Lens
- Low LED Amp Draw
- Stainless Steel Bolt and Bracket
- 5 Year Warranty

1,450 LUMEN 15 LED LOW PROFILE FLAT BED ROLL OFF WORK LIGHT



**MTBL-10** | A powerful rectangular compact thin LED work light. Providing exceptional 1,450 Lumen flood beam light output using 15 LEDs. Featuring Heavy Duty Powder Coated Steel Bracket and Mounting Bolts. Adjustable LED Light Head for precise illumination of the work area.

**PART NUMBER**

**MTBL-10**  
**MTBL-UBAR** U BRACKET ONLY



LEDs	15
Lumens	1,450
Dimensions	29.5" X 10.25" X 2.0"
Voltage	12VDC
Amp Draw	1.3A 12VDC
Connector	Jerr-Dan OEM Connector
Mounting	Two Hole Bracket Mount

- Replaces Jerr-Dan<sup>®</sup> Incandescent Light Bar
- Aluminum Extruded Light Head
- Flood Beam Pattern
- Polycarbonate Lens
- Low LED Amp Draw
- Steel Bracket & Bolts
- 5 Year Warranty

1,450 LUMEN 15 LED SURFACE MOUNT LOW PROFILE WORK LIGHT



**MWBL-1** | A powerful rectangular compact thin Surface Mount LED work light. Providing exceptional 1,450 Lumen flood beam light output using 15 LEDs. Featuring Heavy Duty Powder Coated Steel Brackets and Mounting Bolts. Adjustable LED Light Head for precise illumination of the work area.

**PART NUMBER**

**MWBL-1**



LEDs	15
Lumens	1,450
Dimensions	27.7" X 2.8" X 1.5"
Voltage	12VDC
Amp Draw	1.3A 12VDC
Connector	2 Blunt Cut Leads
Mounting	Surface Mount Steel Brackets and Bolts

- Aluminum Extruded Light Head
- Flood Beam Pattern
- Polycarbonate Lens
- Low LED Amp Draw
- Steel Bracket & Bolts
- 5 Year Warranty

## 2,500 LUMEN OVAL 8 LED DUAL VOLTAGE WORK LIGHT


**PART NUMBER**  
**MWL-24SP**


LEDs	8
Lumens	2,500
Dimensions	6.3" X 5.3" X 3.6"
Voltage	Auto Select 12/24VDC
Amp Draw	3.71A 12V 1.84A 24V
Connector	2 10" Wire Leads
Mounting	15/32" Diameter Bolt

- 2 Luxeon M/6 G2 LEDs
- Dual 12/24VDC Auto Select
- Flood Beam Pattern
- Aluminum Powder Coated Housing
- Polycarbonate Lens
- Low LED Amp Draw
- Stainless Steel Bolt & Swivel Bracket
- 5 Year Warranty

## 3,600 LUMEN OVAL 5 LED DUAL VOLTAGE WORK LIGHT


**PART NUMBER**  
**MWL-25SP**


LEDs	5
Lumens	3,600
Dimensions	6.3" X 5.3" X 3.6"
Voltage	Auto Select 12/24VDC
Amp Draw	5.25A 12V 2.5A 24V
Connector	2 10" Wire Leads
Mounting	15/32" Diameter Bolt

- 5 Luxeon M LEDs
- Dual 12/24VDC Auto Select
- Flood Beam Pattern
- Aluminum Powder Coated Housing
- Polycarbonate Lens
- Low LED Amp Draw
- Stainless Steel Bolt & Swivel Bracket
- 5 Year Warranty

## 440 LUMEN 21 LED WHITE 5 1/4" FLANGE MOUNT INTERIOR/EXTERIOR WORK


**PART NUMBER**  
**M84437**

LEDs	21 White
Lumens	440
Diameter	5 1/4"
Depth	0.5"
Voltage	12VDC
Amp Draw	480ma
Connector	2 Blunt Cut Leads
Mounting	Grommet

- Thin 0.5" Low Profile Design
- Strain Relief Clip
- Completely Sealed
- Polycarbonate Lens & Housing
- 5 Year Warranty

1,000 LUMEN OVAL COMPACT MULTI-VOLTAGE WORK LIGHT



**PART NUMBER**  
**MWL-18-B**



LEDs	4
Lumens	1,000
Dimensions	3.5" WX 3.0" H X 3.0" D
Voltage	12.8VDC / 36VDC
Amp Draw	1.8A - 0.6A
Connector	2 11" Wire Leads
Mounting	3/8" Diameter Bolt

- Focus Beam Pattern
- Aluminum Powder Coated Housing
- Polycarbonate Lens
- Low LED Amp Draw
- 5 Year Warranty

1,750 LUMEN SQUARE 10 LED DUAL VOLTAGE WORK LIGHT



**PART NUMBER**  
**MWL-16**



LEDs	10
Lumens	1,750
Dimensions	4.6" X 4.1" X 3"
Voltage	Auto Select 12/24VDC
Amp Draw	2.71A 12V 1.44A 24V
Connector	2 Wire
Mounting	3/8" Diameter Bolt

- 10 LEDs
- Dual 12/24VDC Auto Select
- Flood Beam Pattern
- Aluminum Powder Coated Housing
- Polycarbonate Lens
- Low LED Amp Draw
- Stainless Steel Bolt & Bracket
- 5 Year Warranty

800 LUMEN MINI SQUARE 4 LED DUAL VOLTAGE WORK LIGHT



**PART NUMBER**

**MWL-20**  
**MWL-20FB**  
**MWL-20LS**

**BLACK FINISH**  
**FOCUS BEAM**  
**SILVER FINISH**



LEDs	4
Lumens	800
Dimensions	3.2" X 3.2" X 2.2"
Voltage	Auto Select 12/24VDC
Amp Draw	1.25A 12V 0.71A 24V
Connector	2 10" Wire Leads
Mounting	5/16" Diameter Bolt

- 4 LEDs
- Dual 12/24VDC Auto Select
- Flood & Focus Beam Patterns
- Aluminum Powder Coated Housing
- Polycarbonate Lens
- Low LED Amp Draw
- Stainless Steel Bolt & Bracket
- 5 Year Warranty

400 LUMEN RECTANGULAR WORK LIGHTS



**PART NUMBER**

**MWL-21**  
**MWL-22**

**BLACK**  
**SILVER**

LEDs	6
Lumens	400
Dimensions	4.4" X 2.5" X 1.1"
Voltage	12.8VDC
Amp Draw	680ma
Connector	2 11" Wire Leads

- 6 LEDs
- Flood Beam Pattern
- Aluminum Powder Coated Housing
- Polycarbonate Lens
- Low LED Amp Draw
- Stainless Steel Bolt & Bracket
- 5 Year Warranty



## 700 LUMEN 3 LED LOW PROFILE SURFACE MOUNT DUAL VOLTAGE WORK LIGHT

**PART NUMBER****MWL-14****M50126****SWIVEL BRACKET**

LEDs	3
Lumens	700
Dimensions	5.9" X 2.2" X 0.9"
Voltage	12/24VDC
Amp Draw	1,200ma 12V 570ma 24V
Connector	2 Wire
Mounting	2 Hole Surface Mount

- 300° Fahrenheit Temperature Rated
- High Temp Glass Lens
- Flood Beam Pattern
- Aluminum Housing
- Auto Select 12/24VDC
- Low LED Amp Draw
- Optional Swivel Mount Bracket
- 5 Year Warranty

## 400 LUMEN 2 LED LOW PROFILE SURFACE MOUNT DUAL VOLTAGE WORK LIGHT

**PART NUMBER****MWL-13****M50126****SWIVEL BRACKET**

LEDs	2
Lumens	400
Dimensions	5.9" X 2.2" X 0.9"
Voltage	12/24VDC
Amp Draw	550ma 12V 310ma 24V
Connector	2 Wire
Mounting	2 Hole Surface Mount

- 300° Fahrenheit Temperature Rated
- High Temp Glass Lens
- Flood Beam Pattern
- Aluminum Housing
- Auto Select 12/24VDC
- Low LED Amp Draw
- Optional Swivel Mount Bracket
- 5 Year Warranty

## 1,800 LUMEN 10 LED SPECIAL PERFORMANCE MULTI VOLTAGE RECTANGULAR WORK LIGHT

**NEW** | **HIGHER LUMENS****PART NUMBER****MWL-07SP**

LEDs	10
Lumens	1,800
Dimensions	6.3" X 3.9" X 1.8"
Voltage	Auto Select 12/36VDC
Amp Draw	2.27A 12V 810MA 36V
Connector	2 Wire
Mounting	5/16" Diameter Bolt

- Philips LUXEONT® LEDs
- Auto Select 12/36VDC
- Flood Beam Pattern
- Aluminum Powder Coated Housing
- Polycarbonate Lens
- Low LED Amp Draw
- Stainless Steel Bolt & Bracket
- 5 Year Warranty

## 1,200 LUMEN 6 LED SPECIAL PERFORMANCE MULTI VOLTAGE RECTANGULAR WORK LIGHT

**NEW** | **HIGHER LUMENS****PART NUMBER****MWL-05SP**

LEDs	6
Lumens	1,200
Dimensions	6.3" X 3.9" X 1.8"
Voltage	Auto Select 12/36VDC
Amp Draw	1.54A 12V 540ma 36V
Connector	2 Wire
Mounting	5/16" Diameter Bolt

- Philips LUXEONT® LEDs
- Auto Select 12/36VDC
- Flood Beam Pattern
- Aluminum Powder Coated Housing
- Polycarbonate Lens
- Low LED Amp Draw
- Stainless Steel Bolt & Bracket
- 5 Year Warranty

GREEN 6 LED SPECIAL PERFORMANCE DUAL VOLTAGE 4X4 ATV RECTANGULAR WORK LIGHT



**PART NUMBER**  
**MWL-05SPGR GREEN LED**

LEDs	6
Dimensions	6.3" X 3.9" X 1.8"
Voltage	Auto Select 12/36VDC
Amp Draw	1.12A 12V 400MA 36V
Connector	2 Wire
Mounting	5/16" Diameter Bolt

- 6 Green LEDs—Soft Light Won't Spook Prey
- Philips Lumileds LUXEON® Rebel LEDs
- Preferred By Hunters
- Auto Select 12/36VDC
- Flood Beam Pattern
- Aluminum Powder Coated Housing
- Polycarbonate Lens
- Low LED Amp Draw
- Stainless Steel Bolt & Bracket
- 5 Year Warranty



400 LUMEN 6 LED DUAL VOLTAGE RECTANGULAR WORK LIGHT



**PART NUMBER**  
**MWL-04**



LEDs	6
Lumens	400
Dimensions	5.9" X 3.6" X 1.6"
Voltage	Auto Select 12/24VDC
Amp Draw	870ma 12V 470ma 24V
Connector	2 Wire
Mounting	5/16" Diameter Bolt

- Dual 12/24VDC Voltage
- Flood Beam Pattern
- Aluminum Powder Coated Housing
- Polycarbonate Lens
- Low LED Amp Draw
- Stainless Steel Bolt & Bracket
- 5 Year Warranty

700 LUMEN 6 LED 4" ROUND RUBBER HOUSING DUAL VOLTAGE WORK LIGHT



**PART NUMBER**  
**MWL-11HL**  
**MWL-12**  
**MRH-11**  
**M50411**  
**M50412**



**LAMP ONLY**  
**HOUSING ONLY**  
**BLACK GROMMET**  
**ANGLED GROMMET**



**M50411**

**M50412**

LEDs	6
Lumens	700
Diameter	4.40"
Voltage	12/24VDC
Amp Draw	1600ma 12V 940ma 24V
Connector	Single Wire
Mounting	5/16" Diameter Bolt

- Dual 12/24VDC Voltage
- Flood Beam Pattern
- Black Rubber Housing
- Polycarbonate Lens
- Low LED Amp Draw
- 5 Year Warranty

1" ROUND MICRO LED WORK LIGHT



**PART NUMBER**  
**M09370WCL-NS**

LED	1
Lumens	50
Diameter	1"
Voltage	12VDC
Amp Draw	130ma 12V
Connector	Blunt Cut Leads
Mounting	1 1/8" Hole

- 1" Micro Design
- Built In Black Grommet Included
- Polycarbonate Lens
- Low LED Amp Draw
- Stainless Steel Grommet Cover Included
- 5 Year Warranty

1,200 LUMEN 6 LED 5" ROUND DUAL VOLTAGE WORK LIGHT



**PART NUMBER**  
**MWL-01HP**  
**MWL-01GUARD LENS COVER**



LEDs	6
Lumens	1,200
Diameter	5"
Depth	1.8"
Voltage	12/24VDC
Amp Draw	2.5A 12VDC 1.3A 24VDC

- Dual 12/24VDC Voltage
- Flood Beam Pattern
- Aluminum Powder Coated Housing
- Polycarbonate Lens
- Low LED Amp Draw
- Stainless Steel Bolt & Bracket
- 5 Year Warranty

**Connector** 2 Wire Leads  
**Mounting** 5/16" Diameter Bolt

550 LUMEN 6 LED 5" ROUND WORK LIGHT



**PART NUMBER**  
**MWL-01B**  
**MWL-01LS SILVER FINISH**  
**MWL-01GUARD LENS COVER**



**MWL-01GUARD**

LEDs	6
Lumens	550
Diameter	5"
Depth	1.8"
Voltage	12VDC
Amp Draw	1.5A
Connector	2 Wire Leads
Mounting	5/16" Diameter Bolt

- Flood Beam Pattern
- Aluminum Powder Coated Housing
- Polycarbonate Lens
- Low LED Amp Draw
- Stainless Steel Bolt & Bracket
- 5 Year Warranty

2" ROUND 2 LED MINI 300 LUMEN LED SWIVEL MOUNT WORK LIGHT



**PART NUMBER**  
**MWL-10SP-SM BLACK FINISH**  
**MWL-10SP-SMCHR CHROME FINISH**

- 2" Mini Design
- Polycarbonate Lens & Housing
- Low LED Amp Draw
- Stainless Steel Bolt & Swivel Bracket
- 5 Year Warranty

LEDs	2
Lumens	300
Diameter	2.7"
Depth	2.1"
Voltage	12VDC
Amp Draw	630ma

**Connector** 2 Wire Leads  
**Mounting** Bracket 5/16" Diameter Bolt



2" ROUND 2 LED MINI 300 LUMEN LED GROMMET MOUNT WORK LIGHT



**PART NUMBER**  
**MWL-10SP**  
**M50124 STAINLESS GROMMET COVER**  
**M50413 ANGLED GROMMET**



**M50124 M50413**

LEDs	2
Lumens	300
Diameter	2.1
Depth	2.1
Voltage	12VDC
Amp Draw	630ma
Connector	Blunt Cut Leads
Mounting	2 1/8" Hole

- 2" Mini Design
- Polycarbonate Lens & Housing
- Low LED Amp Draw
- Black Vinyl Grommet Included
- 5 Year Warranty



1,500 HIGH LUMEN FLUSH MOUNT RECTANGULAR INTERIOR CARGO LIGHT



**PART NUMBER**  
**M84415**      **FLUSH MOUNT**

**LEDs**                    66  
**Lumens**                1,500  
**Dimensions**        1" D X 18.3" L X 5.3" H  
**Voltage**               12.8VDC  
**CRI**                     86  
**Amp Draw**           1.92A  
**Connector**           2 Blunt Cut Leads  
**Mounting**             Flush

- Flush Mount
- 66 Samsung™ 2323 LEDs
- Bright Cool White Light Output
- Refrigeration/Moisture Safe
- Splash Proof Design
- Frosted Lens
- 5 Year Warranty

800 LUMEN RECTANGULAR FLUSH MOUNT INTERIOR LIGHT



**PART NUMBER**  
**M84439**      **FLUSH MOUNT**



**LEDs**                    48 White  
**Lumens**                800  
**Dimensions**        18.3" X 5.3" X 1"  
**Voltage**               12.8VDC  
**Connector**           2 Blunt Cut 12" Leads  
**Mounting**             Flush

- Bright Cool White Light Output
- Refrigeration / Moisture Safe
- Splash Proof Design
- Frosted Lens
- Polycarbonate Lens & Housing
- 5 Year Warranty

**Amp Draw**            980MA

800 LUMEN RECTANGULAR FLUSH MOUNT INTERIOR CARGO LIGHT WITH PIR SENSOR



**PART NUMBER**  
**M84444**      **FLUSH MOUNT**



**PIR SENSOR**

**LEDs**                    48 WHITE  
**Lumens**                800  
**Dimensions**        18.3" X 5.3" X 1"  
**Voltage**               12.8VDC    880MA  
**Connector**           2 Blunt Cut 12" Leads  
**Mounting**             Flush

- PIR SENSOR 3 Minute Timeout
- Polycarbonate Lens & Housing
- Refrigeration/Moisture Safe
- Splash Proof Design
- Frosted Lens
- 5 Year Warranty

570 LUMEN RECTANGULAR FLUSH MOUNT INTERIOR LIGHT



**PART NUMBER**  
**M84409**

**LEDs**                    36  
**Lumens**                600  
**Width**                 18.3"  
**Height**                5.30"  
**Depth**                 1"  
**Voltage**               12.8VDC  
**Amp Draw**           570ma

- Low Amp Draw
- Refrigeration Safe
- Resin Sealed Electronics
- Polycarbonate Lens
- Powder Coated Aluminum Housing
- 5 Year Warranty

**Mounting**             Flush  
**Connector**           2 Wire 7" Leads

## 380 LUMEN RECTANGULAR FLUSH MOUNT INTERIOR LIGHT



**PART NUMBER**  
**M84408**

LEDs	28
Lumens	400
Width	18.3"
Height	5.30"
Depth	1"
Voltage	12.8VDC
Amp Draw	380ma

- Low Amp Draw
- Refrigeration Safe
- Resin Sealed Electronics
- Polycarbonate Lens
- Powder Coated Aluminum Housing
- 5 Year Warranty

<b>Mounting</b>	Flush
<b>Connector</b>	2 Wire 7" Leads

## 2,600 HIGH LUMEN RECTANGULAR SURFACE MOUNT INTERIOR LIGHT



**PART NUMBER**  
**M84417**      **SURFACE MOUNT**

LEDs	90
Lumens	2,600
Dimensions	0.8" D X 23.3" L X 3.50" H
Voltage	12.8VDC
Amp Draw	2.6A
Connector	2 Blunt Cut 12" Leads
Mounting	Four Hole Surface

- Four Hole Surface Mount
- Bright Cool White Light Output
- Refrigeration/Moisture Safe
- Splash Proof Design
- Frosted Lens
- 5 Year Warranty

## 1,500 LUMEN RECTANGULAR SURFACE MOUNT INTERIOR LIGHT



**PART NUMBER**  
**M84416**      **SURFACE MOUNT**

LEDs	66
Lumens	1,500
Dimensions	0.8" D X 16.6" L X 3.5" H
Voltage	12.8VDC
CRI	86
Amp Draw	1.92A
Connector	2 Blunt Cut 12" Leads
Mounting	Four Hole Surface

- Surface Mount
- 66 Samsung™ 2323 LEDs
- Bright Cool White Light Output
- Refrigeration/Moisture Safe
- Splash Proof Design
- Frosted Lens
- 5 Year Warranty

## 800 LUMEN RECTANGULAR SURFACE MOUNT INTERIOR LIGHT



**PART NUMBER**  
**M84440**      **SURFACE MOUNT**



LEDs	48 White
Lumens	800
Dimensions	16.5" X 3.5" X 0.8"
Voltage	12.8VDC
Connector	2 Blunt Cut 12" Leads
Mounting	Four Hole Screws Included

- Bright Cool White Light Output
- Refrigeration/Moisture Safe
- Splash Proof Design
- Frosted Lens
- Polycarbonate Lens & Housing
- 5 Year Warranty

<b>Amp Draw</b>	830MA
-----------------	-------

## 1,275 LUMEN RECTANGULAR SURFACE MOUNT INTERIOR LIGHT



<b>PART NUMBER</b>	<b>M84426</b>	<b>SURFACE MOUNT</b>
LEDs	216 3020 SMD	
Lumens	1,275	
Dimensions	22.8" X 5.8" X 1.3"	
Voltage	12/24VDC	
CRI	70	
Amp Draw	1.32A 12V 0.87A 24VDC	
Connector	2 Blunt Cut Leads	
Mounting	Surface	

- Surface Mount Design
- 216 LEDs
- Hidden Mounting Screws
- Bright Cool White Light Output
- Powder Coated Housing
- Polycarbonate Frosted Lens
- 5 Year Warranty

## 2,000 LUMEN RECTANGULAR SURFACE MOUNT INTERIOR LIGHT



<b>PART NUMBER</b>	<b>M84418</b>	<b>SURFACE MOUNT</b>
LEDs	144	
Lumens	2,000	
Dimensions	22.8" X 5.8" X 1.3"	
Voltage	12/24VDC	
CRI	70	
Amp Draw	2.3A 12V / 1.2A 24V	

- Surface Mount Design
- Bright Cool White Light Output
- Polished Aluminum Housing
- Polycarbonate Frosted Lens
- 5 Year Warranty

<b>Connector</b>	2 Blunt Cut Leads
<b>Mounting</b>	Surface

## 200 LUMEN 3" X 6" INTERIOR COMPARTMENT LIGHT



<b>PART NUMBER</b>	<b>M84407-B</b>
LEDs	12
Lumens	200
Width	5.8"
Height	2.9"
Depth	0.7"
Amp Draw	190ma
Voltage	12.8VDC
Mounting	Four Hole 3/16" Dia.
Connector	2 Wire Leads

- Epoxy Coated Sealed Electronics
- Refrigeration Safe
- Snap-On Polycarbonate Lens
- Hidden Mounting Screws
- Low Amp Draw
- 5 Year Warranty

## 530 LUMEN 3" X 6" SURFACE MOUNT RECTANGULAR INTERIOR CARGO LIGHT



<b>PART NUMBER</b>	<b>M84427-A</b>	<b>SURFACE MOUNT</b>
LEDs	27	
Lumens	530	
Dimensions	5.8" L X 2.9" H X 0.7" D	
Voltage	12.8VDC	
Amp Draw	510ma	
Connector	2 Blunt Cut Leads	
Mounting	Four Hole 3/16" Dia.	

- Bright Cool White Light Output
- Refrigeration/Moisture Safe
- Hidden Mounting Screws
- Snap-On Lens
- 5 Year Warranty

21" LOW PROFILE 1,000 LUMEN RECTANGULAR SURFACE MOUNT INTERIOR LIGHT



**PART NUMBER**  
**M84438**

**MAXX-TOUCH SWITCH**

Lumens	1,000	Amp Draw	1.1 Amp	<ul style="list-style-type: none"> <li>• Touch Capacitance Switch</li> <li>• 64 LEDs</li> <li>• Polycarbonate Lens &amp; Housing</li> <li>• 5 Year Warranty</li> </ul>
Dimensions	21.6" X 4.7" X 1.2" Deep	Connector	Two 4.5" Wire Leads 18awg.	
Voltage	12.8VDC	Mounting	Two Hole Surface Mount	

14" LOW PROFILE 315 LUMEN RECTANGULAR SURFACE MOUNT INTERIOR LIGHT



**PART NUMBER**  
**M84400**

Lumens	315	Voltage	12.8VDC	<ul style="list-style-type: none"> <li>• 3 Position Remote/ON/Off Switch</li> <li>• 2 Hole Surface Mount</li> <li>• Low Amp Draw</li> <li>• 5 Year Warranty</li> </ul>
LEDs	50	Amp Draw	510ma	
Length	14"	Mounting	Surface	
Height	3.6"	Connector	3 Wire 7" Leads	
Depth	0.70"			


21" INTERIOR FLUSH MOUNT DOME LIGHT



**PART NUMBER**  
**M84410**      **BLACK**

Lumens	570 Hi 185 Low	Voltage	12.8VDC	<ul style="list-style-type: none"> <li>• OEM Style Connector</li> <li>• Low Amp Draw</li> <li>• 3 Position Hi/Low/Off Switch</li> <li>• Resin Sealed Electronics</li> <li>• Polycarbonate Lens</li> <li>• Powder Coated Aluminum Housing</li> <li>• 5 Year Warranty</li> </ul>
LEDs	42	Amp Draw	870ma	
Length	20.4"	Mounting	Flush	
Height	6.3"	Connector	3 8" Wire Leads	
Depth	1.20"			

INTERIOR WHITE LED FLAT PANEL LIGHTING - WAFER THIN DESIGN



- Stack Free LED Design
- Even Light Dispersion
- No Hot Spots
- Flat Screen Lens
- Ultra Thin 1/2" Design
- Mounting Bracket Included
- Black Powder Coated Frame
- Low Amp Draw
- 5 Year Warranty



PART NUMBER	M84428	M84411-B	M84412-B	M84414-BWW M84414-BCW	WARM WHITE COOL WHITE
Dimensions	6" X 6"	4.7" X 6.3"	4.7" X 4.7"	2" X 2"	
Depth	0.3"	0.5"	0.5"	0.5"	
Lumens	500	525	161	80 BWW 100 BCW	
Voltage	12/24VDC	12.8VDC	12.8VDC	12.8VDC	
Amp Draw	510ma 12V 270ma 24VDC	900ma	660ma	430ma	
Connector	2 Wire	2 Wire	2 Wire	2 Wire	
Mounting	4 Hole Surface	Bracket	Bracket	Bracket	

M844282-A NEW VERSION TYPE 3 CARGO LIGHT DUAL HIGH/LOW 550 & 250 LUMEN OUTPUT



The popular Type 3 Cargo Light has been newly redesigned with a slimmer more compact shape with an illuminated three position switch. With 550 Lumen on the High side and 250 Lumen on the low side.

**PART NUMBER**  
**M844282-A**



LEDs	36	Lumens	550 Hi / 250 Low
Length	19.4" LOA	Voltage	12.8VDC
Height	2.4"	Amp Draw	903ma HI 370ma Low
Depth	1.1"	Connector	2 12" Wires



6" INTERIOR 24 ALL LED DUAL COLOR RED/WHITE DOME LIGHT



**PART NUMBER**  
**M84434RW**    **RED/WHITE DUAL COLOR**



**LEDs**                    24 Red/White  
**Lumens**                105\* White  
**Dimensions**        6.0" X 1.0"  
**Voltage**                12VDC  
**Amp Draw**            110ma White 160ma Red  
**Connector**            2 Blunt Cut Leads  
**Mounting**             Three Hole Surface

- Three Position White/Off/Red Rocker Switch
- Thin Low Profile Design
- Polycarbonate Lens & Housing
- Wire Channel Guide for Flat Surface Mounting
- 5 Year Warranty

6" INTERIOR HIGH LUMEN LOW PROFILE DOME LIGHTS - THREE MODELS  
 PIR MOTION SENSOR - ON/OFF SWITCH - HARD WIRED



**PART NUMBER**  
**M84433**            **PIR SENSOR**

**LEDs**                    42 X 2323 PLCC  
**Lumens**                900  
**Dimensions**        6.0" X 1.0"  
**Voltage**                12VDC  
**Amp Draw**            950ma  
**Connector**            2 Blunt Cut Leads  
**Mounting**             Three Hole Surface

- PIR Sensor Passive Infra Red 3 Minute Activation
- Thin Low Profile Design
- Polycarbonate Lens & Base
- Wire Channel Guide for Flat Surface Mounting
- 5 Year Warranty



**PART NUMBER**  
**M84434**            **DUAL OUTPUT 900/300 LUMEN**

**LEDs**                    42  
**Lumens**                900/300  
**Dimensions**        6.0" X 1.0"  
**Voltage**                12VDC  
**Amp Draw**            950ma  
**Connector**            2 Blunt Cut Leads  
**Mounting**             Three Hole Surface

- Three Position HI/OFF/LOW Rocker Switch
- Thin Low Profile Design
- Polycarbonate Lens & Base
- Wire Channel Guide for Flat Surface Mounting
- 5 Year Warranty



**PART NUMBER**  
**M84435**            **HARD WIRED**

**LEDs**                    36  
**Lumens**                800  
**Dimensions**        6.0" X 1.0"  
**Voltage**                12VDC  
**Amp Draw**            630ma

- Thin Low Profile Design
  - Polycarbonate Lens & Base
  - Wire Channel Guide for Flat Surface Mounting
  - 5 Year Warranty
- Connector**            2 Blunt Cut Leads  
**Mounting**             Three Hole Surface

5.7" LOW PROFILE 450 LUMEN ROUND SURFACE MOUNT INTERIOR LIGHT



**PART NUMBER**

**M84443** WHITE  
**M50136** OPTIONAL CHROME BEZEL

LEDs	36	Amp Draw	430ma
Lumens	450	Connector	2 Wire 12"
Dimensions	5.7" Diameter X 0.4" Deep	Mounting	3 Hole Screws Included
Voltage	12.8VDC	Warranty	5 Years

5.7" LOW PROFILE 320 LUMEN ROUND SURFACE MOUNT INTERIOR LIGHT



**PART NUMBER**

**M84442** WHITE  
**M50136** OPTIONAL CHROME BEZEL

LEDs	27	Amp Draw	370ma
Lumens	320	Connector	2 Wire 12"
Dimensions	5.7" Diameter X 0.4" Deep	Mounting	3 Hole Screws Included
Voltage	12.8VDC	Warranty	5 Years

3.0" LOW PROFILE 150 LUMEN ROUND SURFACE MOUNT INTERIOR LIGHT



**PART NUMBER**

**M84441** WHITE  
**M50135** OPTIONAL CHROME BEZEL

LEDs	15	Amp Draw	250ma
Lumens	150	Connector	2 Wire 12"
Dimensions	3.0" Diameter X 0.3" Deep	Mounting	4 Hole Screws Included
Voltage	12.8VDC	Warranty	5 Years

5.50" 325 / 450 LUMEN ROUND SURFACE MOUNT INTERIOR LIGHTS



**PART NUMBER** **M84405-B** **M84406-B**

Lumens	325	450
LEDs	15	24
Amp Draw	360ma	480ma
Diameter	5.50"	5.50"
Depth	0.8"	0.8"
Voltage	12.8VDC	12.8VDC
Mounting	Three Hole	Three Hole
Connector	2 Wire	2 Wire

- Interior Dome Light
- Polycarbonate Lens & Housing
- Low Amp Draw
- 5 Year Warranty



SHOWN WITH  
OPTIONAL  
M50129  
CHROME BEZEL

450 LUMEN THIN PROFILE ROUND GROMMET MOUNT DOME LIGHT



**PART NUMBER**

**M84436**

Lumens	450
LEDs	24 White
Diameter	4.30"
Depth	0.5"
Voltage	12VDC
Amp Draw	480ma
Connector	2 Blunt Cut Leads
Mounting	Grommet

- Thin 0.5" Low Profile Design
- Strain Relief Clip
- Completely Sealed
- Polycarbonate Lens & Housing
- 5 Year Warranty


NEW LOWER PROFILE RIGID WHITE INTERIOR STRIP LIGHTS



**PART NUMBER**    **M84423-B**    **M84424-B**    **M84425-B**    **M84429-B**

<b>Length</b>	19.2"	25.1"	36.8"	48.8"	<ul style="list-style-type: none"> <li>• Ultra Bright Interior Light</li> <li>• Even Wide LED Light Dispersion</li> <li>• Frosted Lens Cover</li> <li>• Low Amp Draw</li> <li>• 19.2", 25.1", 36.8" and 48.8" Lengths</li> </ul>
<b>Height</b>	0.6"	0.6"	0.6"	0.6"	
<b>Width</b>	0.9"	0.9"	0.9"	0.9"	
<b>LEDs</b>	53	71	107	143	
<b>Lumens</b>	375	500	750	1,000	
<b>Voltage</b>	12.8VDC	12.8VDC	12.8VDC	12.8VDC	
<b>Amp Draw</b>	520ma	680ma	950ma	1.26 A	
<b>Mounting</b>	Surface	Surface	Surface	Surface	
<b>Connector</b>	2 Wire	2 Wire	2 Wire	2 Wire	

WATERPROOF EXTERIOR UNDER CARRIAGE LIGHTING



**PART NUMBER**    **M84419-B**    **M84420-B**    **M84421-B**    **M84422-B**

<b>Length</b>	18.3"	13"	23.8"	4.4"	<ul style="list-style-type: none"> <li>• Wire Mounting Spacer Blocks Included</li> <li>• Waterproof Exterior Undercarriage Lighting</li> <li>• Sealed Moisture Corrosion Proof Electronics</li> <li>• Polycarbonate Lens</li> <li>• Aluminum Housing</li> <li>• 60 Degree Light Output</li> <li>• Low Amp Draw</li> <li>• 1 Year Warranty</li> </ul>
<b>Height</b>	1.2"	1.2"	1.2"	1.2"	
<b>Depth</b>	1.2"	1.2"	1.2"	1.2"	
<b>LEDs</b>	54	36	72	6	
<b>Lumens</b>	775	525	950	60	
<b>Voltage</b>	12.8VDC	12.8VDC	12.8VDC	12.8VDC	
<b>Amp Draw</b>	1.1A	700ma	1.3AMP	120ma	

NEWTYPE 1 CARGO LIGHT — INTERIOR USE ONLY



PART NUMBER

**M844280B-BLK**    BLACK HOUSING  
**M844280B-CH**    CHROME HOUSING

LEDs	54	<ul style="list-style-type: none"> <li>• 2 Hole Surface Mount Design</li> <li>• Efficient / Affordable Interior Lighting</li> <li>• New Mid Power 5630 LEDs</li> <li>• Light Refraction Lens Material</li> <li>• Lightweight Base &amp; Lens Design</li> <li>• Refrigeration Safe</li> <li>• 5 Year Warranty</li> </ul>
Lumens	600	
Length	18.9"	
Height	1.6"	
Depth	0.9"	
Voltage	12.8VDC	
Operating Temperature	-40 C / +50 C	
AMP Draw	760ma Black 670ma Chrome	
Mounting	Surface	
Connector	12" Wire	

TYPE 1 CARGO LIGHT WITH ADJUSTABLE REFLECTOR HOOD — INTERIOR USE ONLY



PART NUMBER	M844280-A	M84403-A	M84404-A	<ul style="list-style-type: none"> <li>• 2 Hole Surface Mount Design</li> <li>• Polished Adjustable Aluminum Reflector</li> <li>• Low LED Amp Draw</li> <li>• 5 Year Warranty</li> </ul>
LEDs	36	24	12	
Lumens	700	500	300	
Length	19.8"	13.9"	8.0"	
Height	1.4"	1.4"	1.4"	
Depth	0.9"	0.9"	0.9"	
Voltage	12.8VDC	12.8VDC	12.8VDC	
Amp Draw	1150ma	730ma	400ma	
Mounting	Surface	Surface	Surface	
Connector	12" Wire	12" Wire	12" Wire	

## MLS SERIES STRIP LIGHTING

### The New MLS Series

LED interior lighting offers excellent illumination for cabs, compartment, cargo and work spaces. With easy to install self adhesive backing. Maxxima MLS Strips can be applied to any clean surface. Available in a variety of lengths and five colors. The MLS Series will provide reliable interior lighting with ultra low amp draw, long LED life & moisture proof construction.



**M50130  
MOUNTING KIT**

- M50130 Mounting Kit Included
- Cool White/Bright White for Best Illumination
- Warm White/Softer Warm White for Cabs & Sleepers
- Red, Blue and Amber
- Available in 18", 24", 36", 78" and 96" Lengths
- PVC Outer Jacket
- Wire Strain Relief

- Space Saving Low Profile Design
- Easy to Install 3M Self Adhesive Backing
- Completely Sealed Moisture Proof Electronics
- 12.8VDC
- 5 Year Warranty
- 1 Year Warranty if Applied to Exterior Surfaces

## PRODUCT SPECS

PART NUMBER	COLOR	LENGTH	WIDTH	LEDS	AMP
MLS-1827-A	COOL WHITE	18"	0.5"	27	540ma
MLS-2436-A	COOL WHITE	24"	0.5"	36	720ma
MLS-2436-AD DEUTSCH CONNECTOR	COOL WHITE	24"	0.5"	36	720ma
MLS-3654-A	COOL WHITE	36"	0.5"	54	1.08a
MLS-4569-A	COOL WHITE	45"	0.5"	69	1.38a
MLS-4569-AD DEUTSCH CONNECTOR	COOL WHITE	45"	0.5"	69	1.38a
MLS-78120-AD DEUTSCH CONNECTOR	COOL WHITE	78"	0.5"	120	2.4a
MLS-96147A-MHE	COOL WHITE	96"	0.5"	147	2.4a
MLS-1827WW-A	WARM WHITE	18"	0.5"	27	540ma
MLS-2436WW-A	WARM WHITE	24"	0.5"	36	720ma
MLS-3654WW-A	WARM WHITE	36"	0.5"	54	1.08a
MLS-1827BL	BLUE	18"	0.5"	27	560ma
MLS-2436BL	BLUE	24"	0.5"	36	710ma
MLS-3654BL	BLUE	36"	0.5"	54	1100ma
MLS-1827R	RED	18"	0.5"	27	560ma
MLS-2436R	RED	24"	0.5"	36	710ma
MLS-3654R	RED	36"	0.5"	54	1110ma
MLS-1827Y	AMBER	18"	0.5"	27	560ma
MLS-2436Y	AMBER	24"	0.5"	36	710ma
MLS-3654Y	AMBER	36"	0.5"	54	1100ma

## MLS SERIES STRIP LIGHTING

Maxxima introduces 8 New Interior Double Row LED Strip Lights to our popular line of single row lights. Now you can have double the LED illumination in two colors, cool & warm white, in 4 lengths for cab, compartment, cargo and work space applications. The New Double Row LED Series will provide reliable interior lighting with ultra low amp draw, long LED life and moisture proof construction.



- Cool White/Bright White for Best Illumination
- Warm White/Softer Warm White for Cabs & Sleepers
- Available in 18", 24", 36" and 45" Lengths
- Space Saving Low Profile Design
- Easy to Install Self Adhesive Backing
- Completely Sealed Moisture Proof Electronics
- 12.8VDC
- 5 Year Warranty

— 1 Year Warranty if Applied to Exterior Surfaces



PART NUMBER	DOUBLE ROW LED STRIP LIGHTS	LED	AMP
<b>MLS-D18108</b>	White Double Row LED Adhesive Strip Light 18"	108 LED	730ma
<b>MLS-D24144</b>	White Double Row LED Adhesive Strip Light 24"	144 LED	940ma
<b>MLS-D24144WW</b>	Warm White Double Row LED Adhesive Strip Light 24"	144 LED	940ma
<b>MLS-D36216</b>	White Double Row LED Adhesive Strip Light 36"	216 LED	1400ma
<b>MLS-D36216WW</b>	Warm White Double Row LED Adhesive Strip Light 36"	216 LED	1400ma
<b>MLS-D45276</b>	White Double Row LED Adhesive Strip Light 45"	276 LED	1600ma
<b>MLS-D45276WW</b>	Warm White Double Row LED Adhesive Strip Light 45"	276 LED	1600ma

SINGLE & DOUBLE ROW STRIP LIGHTS 16.50' REELS  
 INTERIOR USE ONLY- NON JACKETED DOUBLE SIDED SELF ADHESIVE BACKING  
 AVAILABLE IN COOL WHITE & WARM WHITE COLORS 1 YEAR WARRANTY



PART NUMBER	DESCRIPTION	LED	AMP
<b>MLR-S5050WW</b>	16.50' Reel Single Row Warm White	300 LED	3.60A
<b>MLR-D3020CW</b>	16.50' Reel Double Row Cool White	1200 LED	4.80A
<b>MLR-D3020WW</b>	16.50' Reel Double Row Warm White	1200 LED	4.80A

## CHROME MICRO INTERIOR COURTESY



**PART NUMBER**  
**LCL-3MBR** AMBER  
**LCL-3BL** BLUE  
**LCL-3R** RED  
**LCL-3CL** WHITE

LEDs 3  
 Width 1"  
 Height 0.9"  
 Depth 0.4"  
 Voltage 12.8VDC

Amp Draw 20ma  
 Mounting 2 Hole Surface  
 Connector 2 Wire Leads

- Interior Use Only
- Chrome Housing
- 1 Year Warranty

## STAINLESS STEEL BEZEL INTERIOR COURTESY



**PART NUMBER**  
**LED-300MBR** AMBER  
**LED-300R** RED  
**LED-300CL** WHITE

LEDs 3  
 Width 2.7"  
 Height 1.3"  
 Depth 0.6"

Voltage 12.8VDC  
 Amp Draw 30ma  
 Connector 2 Wire Leads

- Interior Use Only
- Stainless Steel Bezel
- Sealed Electronics
- 1 Year Warranty

## SWITCHED INTERIOR FLIP LIGHT



**PART NUMBER**  
**LED-063CL** WHITE

LED 1  
 Height 2.1"  
 Depth 1.2"  
 Voltage 12.8VDC  
 Amp Draw 30ma  
 Mounting 2 Screws  
 Connector Plated Terminals  
 Accessories 063CH Stainless Bezel

- Switch Built into the Lens
- Stainless Steel Bezel
- Sealed Electronics
- Hole Cut Out 3 3/16" X 11/8"
- Remote Switch Capability
- 1 Year Warranty

## FLANGED COURTESY LIGHT



**PART NUMBER**  
**LED-963MBR** AMBER

LEDs 9  
 Diameter 3.50"  
 Depth 1.1"  
 Voltage 12.8 VDC  
 Amp Draw 45ma  
 Mounting Flange  
 Connector Bullet & Ring

- 3 Hole Flange Mount
- Sealed Waterproof Electronics
- Polycarbonate Lens & Housing
- Solid State Circuit Board
- 1 Year Warranty

**ACCESSORIES**

**R963BLK** BLACK SNAP ON BEZEL  
**R963CH** CHROME SNAP ON BEZEL  
**R963WH** WHITE SNAP ON BEZEL

## STAINLESS STEEL OVAL INTERIOR COURTESY LIGHT



**PART NUMBER**  
**M72270WCL** WHITE

LEDs 13  
 Width 6.4"  
 Height 1.9"  
 Depth 0.9"  
 Voltage 12.8VDC

Amp Draw 90ma  
 Mounting 2 Hole Surface  
 Connector PL-2

- Easy Snap On Stainless Bezel
- US Patent No. D514008
- 2 Hole Surface Mount
- Solid State Circuit Board

## OVAL CHROME INTERIOR COMPARTMENT LIGHT



<b>PART NUMBER</b>	<b>M20344CH-WCL</b>
<b>M20344-TAPE</b>	<b>OPTIONAL MOUNTING TAPE</b>
<b>LEDs</b>	9 White
<b>Lumens</b>	40
<b>Dimensions</b>	6.4"W X 2.1"H X 0.8 D
<b>Amp Draw</b>	80ma
<b>Voltage</b>	12.8VDC
<b>Connector</b>	PL-2 Connector
<b>Mounting</b>	2 Hole Surface

- Patented Lightning Optics
  - US Patent No. 8,009,364
  - US Patent No. 8,717,679 B2
  - Sealed Moisture Proof Electronics
  - Solid state Circuit Board
  - Polycarbonate Lens & Housing
  - 2 Mounting Screws Included
  - 5 Year Warranty
- Hole Cut Out**      5/32" hole required

## SURFACE & TAPE MOUNT RECTANGULAR LOW PROFILE 0.4" ULTRA THIN INTERIOR COURTESY



M42206-ADHESIVE KIT

<b>PART NUMBER</b>	<b>M42206</b>	<b>WHITE</b>
<b>M42206-ADHESIVE</b>	<b>OPTIONAL MOUNTING TAPE</b>	
<b>LEDs</b>	14	
<b>Width</b>	4.6"	
<b>Height</b>	2.5"	
<b>Depth</b>	0.4"	
<b>DOT/SAE</b>	J593c	
<b>Voltage</b>	12.8VDC	
<b>Lumens</b>	165	

- Ultra Thin 0.4" Low Profile Design
  - Polycarbonate Lens & Housing
  - Completely Sealed Electronics
  - 2 Caps to Cover Screws
  - 5 Year Warranty
- Amp Draw**      240ma  
**Legal Heading**      R  
**Mounting**      2 Hole or 3M Mounting Tape  
**Connector**      2 Wire 6" Leads

## 2 AND 2 1/2" ROUND INTERIOR COURTESY



<b>PART NUMBER</b>	<b>M11300WCL</b>
<b>LEDs</b>	13
<b>Diameter</b>	2.5"
<b>Depth</b>	0.7"
<b>Voltage</b>	12.8VDC
<b>Amp Draw</b>	90ma

- Fits Standard Hole & Grommet
  - Polycarbonate Lens & Housing
  - Solid State Circuit Board
- Mounting**      Grommet  
**Connector**      PL-2

<b>PART NUMBER</b>	<b>M09100WCL</b>
<b>LEDs</b>	9
<b>Diameter</b>	2.0"
<b>Depth</b>	0.7"
<b>Voltage</b>	12.8VDC
<b>Amp Draw</b>	60ma

- Fits Standard Hole & Grommet
  - Polycarbonate Lens & Housing
  - Solid State Circuit Board
- Mounting**      Grommet  
**Connector**      PL-2

## STAINLESS STEEL MINI OVAL INTERIOR COURTESY



<b>PART NUMBER</b>	<b>M36180WCL</b>
<b>LEDs</b>	7
<b>Width</b>	3"
<b>Height</b>	2"
<b>Voltage</b>	12.8VDC
<b>Amp Draw</b>	40ma

- US Patent No. D514008
  - Stainless Steel Snap On Bezel
  - Polycarbonate Lens & Housing
  - Solid State Circuit Board
- Mounting**      Surface  
**Connector**      PL-2

## 4" X 3/4" INTERIOR COURTESY



<b>PART NUMBER</b>	<b>M20341WCL</b>
<b>LEDs</b>	7
<b>Width</b>	4.0"
<b>Height</b>	0.6"
<b>Depth</b>	1.1"
<b>Voltage</b>	12.8VDC
<b>Amp Draw</b>	100ma
<b>Connector</b>	Bullet & Ring



- Standard 3" Mounting Holes
  - Polycarbonate Lens & Housing
  - Sealed Moisture Proof Electronics
  - US Patent No. 8,009,364
  - US Patent No. 8,717,679 B2
- Mounting**      19/32" Mounting Hole Required



1.80" ROUND 3 LED MICRO CLASS 1 EMERGENCY WARNING LIGHT WITH CONTROL MODULE



**PART NUMBER**  
**M20380YCL-SP** AMBER CLEAR LENS  
**M20380RCL-SP** RED CLEAR LENS  
**M20380BCL-SP** BLUE CLEAR LENS  
**M20380WCL-SP** WHITE CLEAR LENS

LEDs 3  
 Diameter 1.80"  
 Depth 0.60"  
 Amp Draw 700ma  
 DOT/SAE Specs SAE J595 Class 1, CAL 13  
 Legal Heading W-1

- 3 Philips Lumiled Luxeon Z LEDs
- 17 Selectable Flash Patterns
- Synchronized/Alternating Flash
- Polycarbonate Lens & Housing
- Control Module Included
- Chrome & Black Bezel Included
- Adhesive Mounting Gasket Included
- 0.60" Low Profile Design
- 5 Year Warranty



**Connector** 4 Wire 12' Cable  
**Mounting** 2 Hole Surface

1.80" ROUND 6 LED AUXILLUARY MICRO EMERGENCY WARNING LIGHT WITH CONTROL MODULE



**PART NUMBER**  
**M20379YCL** AMBER CLEAR LENS  
**M20379RCL** RED CLEAR LENS  
**M20379BCL** BLUE CLEAR LENS  
**M20379WCL** WHITE CLEAR LENS

LEDs 6  
 Diameter 1.80"  
 Depth 0.60"  
 Amp Draw 600ma  
 DOT/SAE Specs SAE J595  
 RCL/YCL Class 2  
 WCL/BCL Class 3

- 6 LEDs
- 17 Selectable Flash Patterns
- Synchronized/Alternating Flash
- Polycarbonate Lens & Housing
- Control Module Included
- Chrome & Black Bezel Included
- Adhesive Mounting Gasket Included
- 0.60" Low Profile Design
- 5 Year Warranty



**Connector** 4 Wire 12' Cable  
**Mounting** 2 Hole Surface

8" ROUND LED WARNING LIGHT WITH CARD TAP TECHNOLOGY



**PART NUMBER**  
**M20385YCL**  
**M20374PMK**

**AMBER SURFACE MOUNT**  
**OPTIONAL PIPE MOUNT KIT**

LEDs	9
Diameter	8.00"
Height	3"
Amp Draw	650ma
Voltage	12.8VDC
Connector	Blunt Cut Leads
Mounting	Three Hole Mount

- Card Tap Pattern Change Technology
- Surface Mount
- Optional Pipe Mount Kit
- 17 Selectable Flash Patterns
- Class 1 & Title 13 Included
- Low LED Amp Draw
- Slim Profile Design
- Completely Resin Sealed Electronics
- 5 Year Warranty

6 LED SURFACE MOUNT EMERGENCY WARNING



**PART NUMBER**  
**M20386BCL BLUE CLEAR LENS**  
**M20386BRCL BLUE/RED CLEAR LENS**  
**M20386RCL RED CLEAR LENS**  
**M20386WYCL WHITE/AMBER CLEAR LENS**  
**M20386YCL AMBER CLEAR LENS**  
**M20386WCL WHITE CLEAR LENS**  
**M20386RWCL RED/WHITE CLEAR LENS**  
**M50145 BLACK VINYL GROMMET**  
**M50139 CHROME BEZEL**  
**M50121 STAINLESS STEEL BRACKET**

LEDs	6
Legal Heading	W-1 BCL, RCL, WCL, YCL
Depth	0.9"
Height	1.5"
Width	5.1" Lamp Only 5.9" With Bezel
Amp Draw	12V 500MA 24V 300MA
Voltage	Auto Select 12/24VDC
Connector	Blunt Cut Leads

- Dual 12/24VDC Auto Select
- 24 Selectable Flash Patterns
- Synchronized/Alternating Flash
- Class 1 & Title 13 Included
- Polycarbonate Lens & Aluminum Housing
- Snap-On Black Bezel Included
- Low Profile Design
- Completely Resin Sealed Electronics
- Optional Chrome Bezel
- Optional Stainless Steel Bracket
- Optional Black Vinyl Grommet
- 5 Year Warranty



**M50145**  
**BLACK VINYL GROMMET**



**M50139**  
**CHROME BEZEL**



**M50121**  
**STAINLESS BRACKET**

## 4 LED SURFACE MOUNT EMERGENCY WARNING



### PART NUMBER

- M20384BCL BLUE CLEAR LENS
- M20384BRCL BLUE/RED CLEAR LENS
- M20384BWCL BLUE/WHITE CLEAR LENS
- M20384GYCL GREEN/AMBER CLEAR LENS
- M20384RCL RED CLEAR LENS
- M20384RWCL RED/WHITE CLEAR LENS
- M20384YCL AMBER CLEAR LENS
- M20384WYCL WHITE/AMBER CLEAR LENS
- M20384WCL WHITE CLEAR LENS
- M50143 BLACK VINYL GROMMET
- M50144 BLACK WIDE CHANNEL GROMMET
- M50138 CHROME BEZEL
- M50116 STAINLESS MOUNTING BRACKET

Height 1.5"  
 Amp Draw 700ma  
 Voltage 12.8VDC  
 Connector Blunt Cut Leads  
 Mounting Surface

- 22 Selectable Flash Patterns
- Class 1 & Title 13 Included
- Synchronized/Alternating Flash
- Polycarbonate Lens & Aluminum Housing
- Snap-On Black Bezel Included
- Low Profile Design
- Completely Resin Sealed Electronics
- Optional Chrome Bezel
- Optional Stainless Steel Bracket
- 5 Year Warranty



M50143/M50144  
BLACK VINYL  
GROMMETS



M50138  
CHROME  
BEZEL



M50116  
STAINLESS  
BRACKET

LEDs 4  
 Width 4.40" Lamp Only  
 Depth 0.9"  
 Legal Heading W-1 BCL,RCL,WCL, YCL

## 3 LED SURFACE MOUNT EMERGENCY WARNING



### PART NUMBER

- M20383BCL BLUE CLEAR LENS
- M20383RCL RED CLEAR LENS
- M20383WCL WHITE CLEAR LENS
- M20383YCL AMBER CLEAR LENS
- M50141 BLACK GROMMET
- M50142 WIDE CHANNEL BLACK GROMMET
- M50137 CHROME BEZEL
- M50115 STAINLESS STEEL BRACKET

LEDs 3  
 Width 3.90"  
 Depth 1.70"  
 Height 1.30"  
 Amp Draw 200ma  
 Voltage 12.8VDC  
 Connector Blunt Cut Leads

- 17 Selectable Flash Patterns
- Class 1 & Title 13 Included
- Synchronized/Alternating Flash
- Polycarbonate Lens & Aluminum Housing
- Snap-On Black Bezel Included
- Low Profile Design
- Completely Resin Sealed Electronics
- Optional Chrome Bezel
- Optional Stainless Steel Bracket
- Optional Grommet
- 5 Year Warranty

Mounting Surface or Grommet  
 Legal Heading W-1 BCL,RCL,WCL, YCL



M50141/M50142  
BLACK VINYL GROMMETS



M50137  
CHROME BEZEL



M50115  
STAINLESS STEEL BRACKET

## 36" 8 HEAD AMBER TRAFFIC DIRECTOR WITH FULL FEATURE CONTROLLER

**PART NUMBER****M20378Y****M20378Y-15EXT****M20378Y-30****AMBER****15 FOOT EXTENSION CABLE****AMBER 30FT CABLE**

LEDs	24 Amber
Rating	IP-68
Legal Heading	J595 Class 1, Title 13
Width	36"
Height	1.3"
Depth	1.2"
Amp Draw	4 Amp
Voltage	12.8VDC
Connector	15' Control Cable
Mounting	Four Bolts in Slide Brackets Included

- High Intensity LED's for Exceptional Visibility
- Full Feature Controller with 15' Cable Included
- Left, Right & Center Out Traffic Direction with 10 User Selectable Flash Patterns
- Controller Includes Dim Feature for Lower Intensity and Fast Mode for More Urgent Signal
- Smooth Exterior Lens for Easy Cleaning
- Interior/Exterior Use
- 5 Year Warranty

## 24 LED EMERGENCY WARNING LIGHT BAR 4 RED / 4 BLUE

**PART NUMBER****M20372BRCL-8** RED/BLUE

LEDs	12 Red / 12 Blue
Width	30"
Height	1.8"
Depth	2.6"
Voltage	12.8VDC
Amp Draw	1.2a
Connector	Blunt Cut Leads

- 3 Selectable Flash Patterns
- Powder Coated Black Aluminum Housing
- Polycarbonate Lens
- Alternating Flash
- Mounting Bracket Included
- Low Profile Design
- Interior Use Only
- 5 Year Warranty

## 12 LED EMERGENCY WARNING LIGHT BAR 2 RED / 2 BLUE

**PART NUMBER****M20372BRCL-4** RED/BLUE

LEDs	6 Red / 6 Blue
Width	15"
Height	1.8"
Depth	2.6"
Voltage	12.8VDC
Amp Draw	1.6a
Connector	Blunt Cut Leads

- 3 Selectable Flash Patterns
- Powder Coated Black Aluminum Housing
- Polycarbonate Lens
- Alternating Flash
- Mounting Bracket Included
- Low Profile Design
- Interior Use Only
- 5 Year Warranty

1" ROUND MICRO EMERGENCY WARNING




PART NUMBER

M09370Y AMBER  
 M09370YCL AMBER CLEAR LENS  
 M09370R RED  
 M09370RCL RED CLEAR LENS  
 M09370WCL WHITE CLEAR LENS  
 M09370BCL BLUE CLEAR LENS

LED 1  
 Diameter 1"  
 Amp Draw 210ma  
 Voltage 12.8VDC  
 Connector Blunt Cut Leads  
 Mounting Grommet

- 11 Selectable Flash Patterns
- Polycarbonate Lens & Housing
- Synchronized/Alternating Flash
- Stainless Steel Bezel Included
- Black Vinyl Grommet Included
- Low Profile Design
- Completely Resin Sealed Electronics
- Control Module Included
- 5 Year Warranty

ULTRA THIN 4" ROUND EMERGENCY WARNING



PART NUMBER

M42701BCL BLUE CLEAR LENS  
 M42701R RED  
 M42701Y AMBER  
 M42701WCL WHITE

LEDs 24  
 Diameter 4.25"  
 Depth 1.2"  
 Legal Heading J595 SAE W-2  
 Amp Draw 800ma 12/24VDC  
 Voltage Auto Select 12/24VDC  
 Connector PL-3 + Sync Lead  
 Mounting Grommet

- Auto Select 12/24VDC
- 7 Selectable Flash Patterns/1 Steady
- Alternate/Sync Provisions
- Class 1 Patterns Red/Amber
- Class 2 Patterns White/Blue
- Completely Resin Sealed Electronics
- Moisture & Vibration Proof
- 5 Year Warranty



ULTRA THIN OVAL EMERGENCY WARNING



PART NUMBER

M63201BCL BLUE CLEAR LENS  
 M63201R RED  
 M63201Y AMBER  
 M63201YCL AMBER CLEAR LENS  
 M63201WCL WHITE

Depth 1.2"  
 Amp Draw 450ma Red/Amber  
 600ma White/Blue  
 Legal Heading J595  
 SAE W2 Red/Amber  
 SAE W3 (40) White  
 Voltage Auto Select 12/24VDC  
 Mounting Grommet  
 Connector PL-3 + Sync Lead

- Auto Select 12/24VDC
- 7 Selectable Flash Patterns/1 Steady
- Alternate/Sync Provisions
- Class 1 Patterns Red/Amber
- Class 2 White / Blue
- 5 Year Warranty

LEDs 24  
 Width 6.3"  
 Height 2.2"



RECTANGULAR EMERGENCY WARNING



PART NUMBER

M42210Y AMBER  
M42210R RED

LEDs	52
Width	5.3"
Depth	2.0"
Height	3.4"
Amp Draw	280ma
Legal Heading	SAE J845 (SAE W3-2(40))
Voltage	12.8VDC
Mounting	Grommet
Connector	PL-3

- 2 Selectable Patterns
- Dual & Quad Flash
- Synchronized/Alternating Flash
- Polycarbonate Lens & Housing
- Completely Resin Sealed Electronics
- Moisture & Vibration Proof
- Smart Chip Surge Protection
- 5 Year Warranty

5" WARNING BEACON



PART NUMBER

M42705Y AMBER  
M42705W WHITE

LEDs	3
Height	4.80"
Diameter	2.90"
Amp Draw	200ma
Legal Heading	SAE J845 W3
Voltage	12-80VDC
Mounting	2 Hole
Connector	2 Leads

- Surface Mount
- Polycarbonate Lens & Housing
- 5 Year Warranty

3.50" ROUND BATTERY OPERATED EMERGENCY FLASHERS



PART NUMBER

SDL-35R RED  
SDL-35Y AMBER

LED	1
Diameter	3.50"
Height	1.5"

- Visible 1/2 Mile
- Dual Function Steady & Flash
- Stationary Vehicle Magnet Mount
- Measures 3.50" X 1.50"
- Waterproof
- Magnet Mount
- Operates 75 Hours on 3 AAA
- Batteries Not Included
- 1 Year Warranty

BATTERY OPERATED EMERGENCY FLASHERS



PART NUMBER

SDL-50-A AMBER  
SDL-52-A RED

LEDs	18
Width	6.3"
Height	3.6"
Depth	1.6"

- Visible 1 1/4 Miles
- 3 Functions Steady, Flash, Split Flash
- Stationary Vehicle Magnet Mount
- Built In Vertical & Horizontal Stand
- Operates 140 Hours on 4 AA
- Batteries Not Included
- 1 Year Warranty

GENERATION II HYBRIDS SERIES ROUND STT/BACK-UP



<b>PART NUMBER</b>	<b>M85416R</b>
LEDs	24 12 Red/12 White
Diameter	5.5"
Depth	0.6"
DOT/SAE	J1398, J585e, J1935, J593c
Voltage	12.8VDC
Amp Draw	250ma STT / 260ma Back Up
Legal Heading	R, 16S2T2
Mounting	Three Hole Flange
Connector	(2) Female PL-3 Pigtail

- HYBRID SERIES ROUND STT/Back Up
- Patented Lightning Optics
- Hybrid Patent No. 8,052,313
- US Patent No. 8,009,364
- US Patent No. 8,717,679 B2
- Sealed Moisture Proof Electronics
- Solid State Circuit Board
- Neoprene Gasket Included
- Polycarbonate Lens & Housing
- Strain Relief Clip
- 5 Year Warranty

4.0" ROUND FLANGE MOUNT STT WITH OUTER REFLECTOR



<b>PART NUMBER</b>	<b>M42345R</b>	<b>RED PL-3</b>
	<b>M42345R</b>	<b>RED DRY-FIT</b>
LEDs	7	
Diameter	5.60"	
Depth	0.70"	
DOT/SAE	J1395, J1398, J585e, J594	
Voltage	12.8VDC	
Amp Draw	160ma	
Legal Heading	AIST	

- Outer Red Reflector
  - 7 Superflux LEDs
  - Thin Low Profile Design
  - Lightning Patented Lens
  - US Patent No. 8,009,364
  - US Patent No. 8,717,679 B2
  - Acrylic Lens/Polycarbonate Housing
  - Neoprene Gasket Included
  - 5 Year Warranty
- |                  |                 |
|------------------|-----------------|
| <b>Mounting</b>  | 3 Hole Flange   |
| <b>Connector</b> | PL-3 or Dry-Fit |

4" ROUND STT



<b>PART NUMBER</b>	<b>M42100R</b>	<b>RED</b>
	<b>M42120R</b>	<b>RED FLANGE</b>
LEDs	44	
Diameter	4.25"	
Depth	2.00"	
DOT/SAE	J1395, J1398, J585e	
Voltage	12.8VDC	
Amp Draw	170ma	

- 4" Round STT
  - WSI - Wide Spectrum Illumination
  - Sealed Moisture Proof Electronics
  - Polycarbonate Lens & Housing
  - Plated Brass Connector
- |                      |                   |
|----------------------|-------------------|
| <b>Legal Heading</b> | I6S2T2            |
| <b>Mounting</b>      | Grommet or Flange |
| <b>Connector</b>     | PL-3              |

4" ROUND STT



<b>PART NUMBER</b>	<b>M42320R</b>	<b>RED</b>
LEDs	32	
Diameter	4.25"	
Depth	2.00"	
DOT/SAE	J1395, J1398, J585e	
Voltage	12.8VDC	
Amp Draw	250ma	
Legal Heading	I6S2T2	

- 4" Round STT
  - Superior Lens Optics
  - Spin Welded Lens and Housing
  - Sealed Moisture Proof Electronics
  - Polycarbonate Lens & Housing
  - Plated Brass Connector
  - 5 Year Warranty
- |                  |         |
|------------------|---------|
| <b>Mounting</b>  | Grommet |
| <b>Connector</b> | PL-3    |


4" ROUND STT



<b>PART NUMBER</b>	<b>M56100R</b>	<b>RED</b>
LEDs	56	
Diameter	4.25"	
Depth	2.00"	
DOT/SAE	J1395, J1398, J585e	
Voltage	12.8VDC	
Amp Draw	440ma	
Legal Heading	I6S2T2	

- 4" Round STT
  - WSI - Wide Spectrum Illumination
  - Sealed Moisture Proof Electronics
  - Maxx-Shield Polymer Coating
  - Polycarbonate Lens & Housing
  - Plated Brass Connector
- |                  |         |
|------------------|---------|
| <b>Mounting</b>  | Grommet |
| <b>Connector</b> | PL-3    |

4" ROUND STT



**PART NUMBER** M42365R STT

LEDs	9 Red
Dimensions	4.25" Diameter X 0.5" Deep
DOT/SAE	J1395, J1398, J585e
Voltage	12.8VDC
Amp Draw	140ma
Legal Heading	I652T2

<b>Connector</b>	11" Hard Wired Female PL-3 Connector
<b>Mounting</b>	3 Hole Screws and Caps Included
<b>Warranty</b>	5 Year



**Lightnings**

4" ROUND STT



**PART NUMBER**

M42322R	RED
M42322RCL	RED CLEAR
M42321R	RED SURFACE MOUNT HARD WIRE
M42323R	RED FLANGE

LEDs	9
Diameter	4.25"
Depth	2.00"
DOT/SAE	J1395, J1398, J585e
Voltage	12.8VDC
Amp Draw	240ma

- 4" Round STT
- Patented Lightning Optics
- US Patent No. 8,009,364
- US Patent No. 8,717,679 B2
- Sealed Moisture Proof Electronics
- Polycarbonate Lens & Housing
- Plated Brass Connector
- 5 Year Warranty

<b>Legal Heading</b>	I652T2
<b>Mounting</b>	Grommet/Surface/Flange
<b>Connector</b>	PL-3

4" ROUND STT



**PART NUMBER**

M42346R	PL-3
M42344R	DRY-FIT

LEDs	6
Diameter	4.25"
Depth	2.00"
DOT/SAE	J1395, J1398, J585e
Voltage	12.8VDC
Amp Draw	130ma
Legal Heading	I652T2
Mounting	Grommet

- 4" Round STT
- Patented Lightning Optics
- US Patent No. 8,009,365
- US Patent No. 8,717,679 B2
- Superior Lens Optics
- Spin Welded Lens and Housing
- Sealed Moisture Proof Electronics
- Polycarbonate Lens & Housing
- Plated Brass Connector
- 5 Year Warranty

<b>Connector</b>	PL-3 or Dry-Fit
------------------	-----------------

LOW PROFILE THIN OVAL RED SURFACE MOUNT



M63350-TAPE

**PART NUMBER**

M63350R	RED
M63352R-X	RED PL-3 FEMALE CONNECTOR
M63352R-36X	RED PL-3 FEMALE CONNECTOR 36"
M63350-TAPE	OPTIONAL MOUNTING TAPE
M50607	THIN OVAL MOUNTING GROMMET

LEDs	14
Width	6.5"
Height	2.3"
Depth	0.4"
DOT/SAE	J1395, J1398, J585e

- Ultra Thin 0.4" Low Profile Design
- Polycarbonate Lens & Housing
- Completely Sealed Electronics
- 5 Year Warranty

<b>Voltage</b>	12.8VDC
<b>Amp Draw</b>	230ma
<b>Legal Heading</b>	I652T2
<b>Mounting</b>	Grommet or Tape
<b>Connector</b>	3 Wire 6" Leads

HYBRID LIGHTNINGS OVAL 13 LED STT / BACK UP



**PART NUMBER** M85616R STT / BACK UP

LEDs	9 Red 4 White
Dimensions	8.1"W X 2.1"H X 0.8 D
DOT/SAE	J1398, J585e, J395, J593c
Voltage	12.8VDC
Amp Draw	200ma
Legal Heading	R; I652T2
Connector	10" Hard Wired Female PL-3 Connectors
Mounting	2 Hole Screws & Caps Included
Hole Cut Out	13/16" required for connector passage

- HYBRIDSERIES OVAL STT/BACKUP
- Patented Lightning Optics
- Hybrid Patent No. 8,052,313
- US Patent No. 8,009,364
- US Patent No. 8,717,679 B2
- Sealed Moisture Proof Electronics
- Solid state Circuit Board
- Polycarbonate Lens & Housing
- 5 Year Warranty



OVAL STT



**PART NUMBER**  
M63100R RED

LEDs 60  
Width 6.4"  
Height 2.2"  
Depth 1.6"  
DOT/SAE J1395, J1398, J585e  
Voltage 12.8VDC  
Amp Draw 170ma

- 6" Oval STT
- Maxx-Shield Protective Coating
- Sealed Moisture Corrosion Proof Electronics
- Polycarbonate Lens & Housing
- Plated Brass Connector

**Legal Heading** I6S2T2  
**Mounting Connector** Grommet PL-3

OVAL STT



**PART NUMBER**  
M63420R RED

LEDs 42  
Width 6.4"  
Height 2.2"  
Depth 1.6"  
DOT/SAE J1395, J1398, J585e  
Voltage 12.8VDC  
Amp Draw 180ma

- 6" Oval STT
- Sealed Moisture Corrosion Proof Electronics
- Maxx-Shield Polymer Coating
- Polycarbonate Lens & Housing
- 5 Year Warranty

**Legal Heading** I6S2T2  
**Mounting Connector** Grommet PL-3

OVAL STT



**Lightning** **PART NUMBER**  
M63322R RED  
M63322RCL RED CLEAR LENS  
M63323R RED FLANGE

LEDs 9  
Width 6.4"  
Height 2.2"  
Depth 1.6"  
DOT/SAE J1395, J1398, J585e  
Voltage 12.8VDC  
Amp Draw 190ma  
Legal Heading I6S2T2

- 6" Oval STT
- Patented Lightning Optics
- US Patent No. 8,009,364
- US Patent No. 8,717,679 B2
- Sealed Moisture Corrosion Proof Electronics
- Plated Brass Connector
- Polycarbonate Lens & Housing
- Plated Brass Connector
- 5 Year Warranty

**Mounting Connector** Grommet/Flange PL-3

OVAL STT



**Lightning** **PART NUMBER**  
M63320R RED  
M63320RCL RED CLEAR LENS  
M63321R-X RED PL-3 PIGTAIL  
M63326RDF-X RED DRY-FIT BULK PACK

LEDs 9  
Width 7.9"  
Height 3.3"  
Depth 0.8"  
DOT/SAE J1395, J1398, J585e  
Voltage 12.8VDC  
Amp Draw 190ma

- 6" Oval Surface Mount STT
- Patented Lightning Optics
- US Patent No. 8,009,364
- US Patent No. 8,717,679 B2

- Sealed Moisture Corrosion Proof Electronics
- Polycarbonate Lens & Housing
- 5 Year Warranty

**Legal Heading** I6S2T2  
**Mounting Connector** Surface 2 Hole 3 Wire Leads

OVAL STT



**Lightnings** **PART NUMBER**  
M63346R RED

LEDs 6  
Width 6.4"  
Height 2.20"  
Depth 1.60"  
DOT/SAE J1395, J1398, J585e  
Voltage 12.8VDC  
Amp Draw 130ma  
Legal Heading I6S2T2

- 6" Oval STT
- Patented Lightning Optics
- US Patent No. 8,009,364
- US Patent No. 8,717,679 B2
- Sealed Moisture Corrosion Proof Electronics
- Polycarbonate Lens & Housing
- Plated Brass Connector
- 5 Year Warranty

**Mounting Connector** Grommet PL-3

## RECTANGULAR STT



<b>PART NUMBER</b>	
<b>M42201R</b>	<b>RED</b>
<hr/>	
LEDs	44
Width	5.3"
Height	3.4"
Depth	1.8"
DOT/SAE	J1395, J1398, J585e
Voltage	12.8VDC
Amp Draw	310ma

- 5" Rectangular STT
  - Sealed Moisture Corrosion Proof Electronics
  - Polycarbonate Lens & Housing
  - Plated Brass Connector
- |                      |         |
|----------------------|---------|
| <b>Legal Heading</b> | I6S2T2  |
| <b>Mounting</b>      | Grommet |
| <b>Connector</b>     | PL-3    |

## RECTANGULAR STT



**Lightning**

<b>PART NUMBER</b>	
<b>M42213R</b>	<b>RED</b>
<b>M42213RCL</b>	<b>RED CLEAR LENS</b>
<hr/>	
LEDs	9
Width	5.3"
Height	3.4"
Depth	1.8"
DOT/SAE	J1395, J1398, J585e
Voltage	12.8VDC
Amp Draw	190ma
Legal Heading	I6S2T2

- 5" Rectangular STT
  - Patented Lightning Optics
  - US Patent No. 8,009,364
  - US Patent No. 8,717,679 B2
  - Sealed Moisture Proof Electronics
  - Polycarbonate Lens & Housing
  - Plated Brass Connector
  - 5 Year Warranty
- |                  |         |
|------------------|---------|
| <b>Mounting</b>  | Grommet |
| <b>Connector</b> | PL-3    |

## SURFACE MOUNT LOW PROFILE 0.4" THIN STT



**M42206-ADHESIVE**

<b>PART NUMBER</b>	
<b>M42206R</b>	<b>RED</b>
<b>M42206-ADHESIVE</b>	<b>OPTIONAL MOUNTING TAPE</b>
<hr/>	
LEDs	14 Red
Width	4.6"
Height	2.5"
Depth	0.4"
DOT/SAE	J1395, J1398, J585e
Legal Heading	IST
Amp Draw	Red 230ma

- Ultra Thin 0.4" Design
  - Polycarbonate Lens & Housing
  - Completely Sealed
  - Two Hole or Tape Mount
  - 2 Caps to Cover Screws
  - 5 Year Warranty
- |                  |   |
|------------------|---|
| <b>Voltage</b>   | 12.8VDC   |
| <b>Connector</b> | Three 7" Leads                                    |
| <b>Mounting</b>  | Two Hole Surface or<br>Optional Adhesive Tape Kit |

## RECTANGULAR STT



<b>PART NUMBER</b>	
<b>M63318R-A</b>	<b>RED</b>
<b>M63318RCL-A</b>	<b>RED CLEAR LENS</b>
<b>M63318R-A-GSKT</b>	<b>RED WITH GASKET</b>
<hr/>	
LEDs	10
Length	15.4"
Width	1.2"

Height	0.7"
DOT/SAE	J1395, J1398, J585e
Voltage	12.8VDC
Amp Draw	130ma
Legal Heading	IST
Mounting	Surface
Connector	3 Wire 14" Leads

- 15" Surface Mount STT
- Horizontal & Vertical 2 Hole Surface Mount
- Compact Thin Low Profile Design
- 3 Blunt Cut 14" Leads
- Sealed Moisture Corrosion Proof Electronics
- Polycarbonate Lens & Housing
- 5 Year Warranty

## RECTANGULAR STT/BACK-UP



<b>PART NUMBER</b>	
<b>M42220</b>	
<hr/>	
LEDs	16 Red, 22 White
Width	5.75"
Height	6.75"
Depth	3.25"
DOT/SAE	J594f, J1395, J1398, J593c, J585e
Voltage	12.8VDC
Amp Draw	Back Up 260ma, Stop 150ma
Legal Heading	AIRST
Mounting	3 Stud
Connector	3 Wire Leads

- Three Stud Box Light
- STT/BU Functions
- Universal Design
- Built In Reflector
- High Impact Acrylic Lens
- Sealed Moisture Corrosion Proof Electronics
- Plated Brass Connector

## 4.0" ROUND FLANGE MOUNT PARK REAR TURN



**PART NUMBER**  
M42354Y-X

**AMBER BULK PACK**

LEDs 7  
 Diameter 5.60"  
 Depth 0.70"  
 DOT/SAE J1395, J222  
 Voltage 12.8VDC  
 Amp Draw 160ma  
 Legal Heading I6P  
 Mounting 3 Hole Flange  
 Connector PL-3

- 7 Superflux LEDs
- Thin Low Profile Design
- Outer Amber Reflector
- **Lightning Patented Lens**
- **US Patent No. 8,009,364**
- **US Patent No. 8,717,679 B2**
- Acrylic Lens/Polycarbonate Housing
- Neoprene Gasket Included
- 5 Year Warranty

## 4" ROUND AMBER PARK/REAR TURN



**PART NUMBER**  
M42100Y

**AMBER**

LEDs 48  
 Diameter 4.25"  
 Depth 2.00"  
 DOT/SAE J1395, J222  
 Voltage 12.8VDC  
 Amp Draw 200ma  
 Legal Heading I6P

- 4" Round Amber Park/Rear Turn
- For Park/Rear Turn Applications Only
- Sealed Moisture Corrosion Proof Electronics
- Polycarbonate Lens & Housing
- Plated Brass Connector

**Mounting Connector** Grommet PL-3

## 4" ROUND AMBER PARK/FRONT/REAR TURN



**PART NUMBER**  
M42322Y  
M42322YCL

**AMBER AMBER CLEAR LENS**

LEDs 15  
 Diameter 4.25"  
 Depth 1.90"  
 DOT/SAE J1395, J222  
 Voltage 12.8VDC  
 Amp Draw 350ma  
 Legal Heading I6P

- 4" Round Amber
- Park/Front/Rear Turn
- **Patented Lightning Optics**
- **US Patent No. 8,009,364**
- **US Patent No. 8,717,679 B2**
- Polycarbonate Lens & Housing
- Plated Brass Connector
- 5 Year Warranty

**Mounting Connector** Grommet PL-3

## 4" ROUND SURFACE MOUNT PARK REAR TURN



**PART NUMBER**  
M42365Y

**PARK / REAR TURN**

LEDs 9  
 Dimensions J1395, J222  
 Voltage 12.8VDC  
 Amp Draw 130ma  
 Legal Heading I6P  
 Connector 11" Hard Wired Female PL-3 Connector  
 Mounting 3 Hole Screws & Caps Included

- 4" Round Amber
- Park/Rear Turn
- **Patented Lightning Optics**
- **US Patent No. 8,009,364**
- **US Patent No. 8,717,679 B2**
- Polycarbonate Lens & Housing
- Plated Brass Connector
- 5 Year Warranty

## 4" ROUND AMBER PARK/REAR TURN



**PART NUMBER**  
M42339Y

**AMBER**

LEDs 9  
 Diameter 4.25"  
 Depth 1.9"  
 DOT/SAE J1395, J222  
 Voltage 12.8VDC  
 Amp Draw 180ma  
 Legal Heading I6P  
 Mounting Grommet  
 Connector PL-3

- 4" Round Amber
- Park/Rear Turn
- **Patented Lightning Optics**
- **US Patent NO. 8,009,364**
- **US Patent NO. 8,717,679 B2**
- For Rear Turn Applications Only
- Polycarbonate Lens & Housing
- Plated Brass Connector
- 5 Year Warranty

ULTRA THIN 0.4" LOW PROFILE OVAL AMBER PARK REAR TURN



M63350-TAPE

**PART NUMBER**  
**M63350Y**      **AMBER**  
**M63350-TAPE**      **OPTIONAL 3M MOUNTING TAPE**  
**M50607**      **THIN OVAL MOUNTING GROMMET**

LEDs      14  
 Width      6.5"  
 Height      2.3"  
 Depth      0.4"  
 DOT/SAE      J1395, J222  
 Voltage      12.8VDC  
 Amp Draw      290ma

- Park Rear Turn
- Horizontal & Vertical Use
- Ultra Thin .04" Low Profile Design
- 3 Blunt Cut 6" Leads
- Sealed Moisture Proof Electronics
- Polycarbonate Lens & Housing
- 5 Year Warranty

**Legal Heading**      I6P  
**Mounting**      Surface,  
                                  Grommet or Tape  
**Connector**      3 Wire 6" Leads

SURFACE MOUNT LOW PROFILE 0.4" ULTRA THIN AMBER PARK REAR TURN



M42206-ADHESIVE

**PART NUMBER**  
**M42206Y**      **AMBER**  
**M42206-ADHESIVE**      **OPTIONAL MOUNTING TAPE**

LEDs      14  
 Width      4.6"  
 Height      2.4"  
 Depth      0.4"  
 DOT/SAE      J1395, J222  
 Voltage      12.8VDC  
 Amp Draw      230ma

- Park Rear Turn
- Ultra Thin .04" Low Profile Design
- 3 Blunt Cut 7" Leads
- Sealed Moisture Proof Electronics
- Polycarbonate Lens & Housing
- 5 Year Warranty

**Legal Heading**      IP  
**Mounting**      2 Hole or 3M  
                                  Mounting Tape  
**Connector**      3 Wire 7" Leads

OVAL AMBER PARK/FRONT/REAR TURN SURFACE MOUNT



**PART NUMBER**  
**M63320Y**      **AMBER**  
**M63326YDF-X**      **AMBER DRY-FIT CONNECTOR**

LEDs      15  
 Width      7.90"  
 Height      3.30"  
 Depth      0.8"  
 DOT/SAE      J1395, J1398, J585e  
 Legal Heading      I6P  
 Amp Draw      315ma  
 Voltage      12.8VDC

- 6" Oval Surface Mount PFRT
- Patented Lighting Optics
- US Patent No. 8,009,364
- US Patent No. 8,717,679 B2
- Polycarbonate Lens & Housing
- Completely Sealed
- Low Profile Design
- 5 Year Warranty

**Mounting**      2 Hole Surface  
**Connector**      Three 13" Leads

6" OVAL AMBER PARK/CLEARANCE AUX TURN



**PART NUMBER**  
**M63100Y**      **AMBER**

LEDs      60  
 Width      6.40"  
 Height      2.20"  
 Depth      1.60"  
 DOT/SAE      J222, J592e  
 Voltage      12.8VDC  
 Amp Draw      275ma  
 Legal Heading      PP2  
 Mounting      Grommet

- 6" Oval Amber
- Park Clearance Aux Turn
- Maxx-Shield Protective Coating
- Sealed Moisture Corrosion Proof Electronics
- Polycarbonate Lens & Housing
- Plated Brass Connector
- 100,000 Hour Rated LED Life
- Not Intended For Stand Alone Front or Rear Turn Signal

**Connector**      PL-3

6" OVAL AMBER PARK/CLEARANCE AUX TURN



**PART NUMBER**  
**M63420Y**      **AMBER**

LEDs      42  
 Width      6.40"  
 Height      2.20"  
 Depth      1.60"  
 DOT/SAE      J222, J592e  
 Voltage      12.8VDC  
 Amp Draw      230ma  
 Legal Heading      PP2  
 Mounting      Grommet

- 6" Oval Amber
- Park Clearance Aux Turn
- Sealed Moisture Corrosion Proof Electronics
- Polycarbonate Lens & Housing
- Plated Brass Connector
- 5 Year Warranty
- 100,000 Hour Rated LED Life
- Not Intended For Stand Alone Front or Rear Turn Signal

**Connector**      PL-3

6" OVAL AMBER PARK/FRONT/REAR TURN



**PART NUMBER**  
**M63322Y**      **AMBER**  
**M63322YCL**    **AMBER CLEAR LENS**  
**M63323Y**      **AMBER FLANGE**

LEDs                    15  
 Width                6.40"  
 Height                2.20"  
 Depth                1.63"  
 DOT/SAE            J1395, J222  
 Voltage               12.8VDC  
 Amp Draw            310ma  
 Legal Heading      16P  
 Mounting            Grommet or Flange  
 Connector            PL-3

- 6" Oval Amber
- Park Front Rear Turn
- Patented Lightning Optics
- US Patent No. 8,009,364
- US Patent No. 8,717,679 B2
- Sealed Moisture Proof Electronics
- Solid State Circuit Board
- Polycarbonate Lens & Housing
- Plated Brass Connector
- 5 Year Warranty



6" OVAL AMBER PARK/REAR TURN



**PART NUMBER**  
**M63339Y**      **AMBER**  
**M63339YCL**    **AMBER CLEAR LENS**

LEDs                    9  
 Width                6.40"  
 Height                2.20"  
 Depth                1.63"  
 DOT/SAE            J222, J1395  
 Voltage               12.8VDC  
 Amp Draw            180ma  
 Legal Heading      16P  
 Mounting            Grommet  
 Connector            PL-3

- 6" Oval Amber
- Park Rear Turn
- Patented Lightning Optics
- US Patent No. 8,009,364
- US Patent No. 8,717,679 B2
- Sealed Moisture Proof Electronics
- Solid State Circuit Board
- Polycarbonate Lens & Housing
- Plated Brass Connector
- 5 Year Warranty



6" OVAL AMBER SIDE TURN/SIDE MARKER



**PART NUMBER**  
**M63120Y**      **AMBER**

LEDs                    18  
 Width                6.40"  
 Height                2.20"  
 Depth                2.1"  
 DOT/SAE            J2039, J592e  
 Voltage               12.8VDC  
 Amp Draw            450ma  
 Legal Heading      EP2  
 Mounting            Grommet

- 6" Oval Amber
- Side Turn/Side Marker
- Maxx-Shield Protective Covering
- Smart chip Surge Protection
- Sealed Moisture Proof Electronics
- Solid State Circuit Board
- Polycarbonate Lens & Housing
- Plated Brass Connector
- 5 Year Warranty

6" OVAL AMBER SIDE TURN/SIDE MARKER



**PART NUMBER**  
**M63121Y**      **AMBER**

LEDs                    28  
 Width                6.40"  
 Height                2.20"  
 Depth                2.80"  
 DOT/SAE            J2039, J592e  
 Voltage               12.8VDC  
 Amp Draw            370ma  
 Legal Heading      AEP2  
 Mounting            Grommet  
 Connector            PL-3

- 6" Oval Amber
- Side Turn/Side Marker
- Reflector Lens
- Sealed Moisture Proof Electronics
- Polycarbonate Lens & Housing
- Plated Brass Connector
- 5 Year Warranty

5" RECTANGULAR PARK, FRONT, REAR TURN



<b>PART NUMBER</b>	
M42201Y	AMBER
LEDs	44
Width	5.30"
Height	3.40"
Depth	1.80"
DOT/SAE	J1395, J222
Voltage	12.8VDC
Amp Draw	330ma

- 5" Rectangular
  - Park Front Rear Turn
  - Sealed Moisture Proof Electronics
  - Solid State Circuit Board
  - Polycarbonate Lens & Housing
  - Plated Brass Connector
- |                      |         |
|----------------------|---------|
| <b>Legal Heading</b> | I6P     |
| <b>Mounting</b>      | Grommet |
| <b>Connector</b>     | PL-3    |

5" RECTANGULAR PARK, FRONT, REAR TURN



<b>PART NUMBER</b>	
M42213Y	AMBER
M42213YCL	AMBER CLEAR LENS
LEDs	15
Width	5.30"
Height	3.40"
Depth	1.80"
DOT/SAE	J1395, J222
Voltage	12.8VDC
Amp Draw	300ma
Legal Heading	I6P

- 5" Rectangular
  - Patented Lightning Optics
  - US Patent No. 8,009,364
  - US Patent No. 8,717,679 B2
  - Park Front Rear Turn
  - Sealed Moisture Proof Electronics
  - Solid State Circuit Board
  - Polycarbonate Lens & Housing
  - Plated Brass Connector
  - 5 Year Warranty
- |                  |         |
|------------------|---------|
| <b>Mounting</b>  | Grommet |
| <b>Connector</b> | PL-3    |

SURFACE MOUNT RECTANGULAR PARK/REAR TURN



<b>PART NUMBER</b>	
M63318Y-A	AMBER
M63318YCL-A	AMBER CLEAR LENS
LEDs	10
Length	15.4"
Width	1.2"
Height	0.7"
DOT/SAE	J588, J222

Voltage	12.8VDC
Amp Draw	300ma
Legal Heading	IP
Mounting	Surface Vertical & Horizontal
Connector	3 Wire Leads

- Surface Mount Park Rear Turn
- Horizontal & Vertical 2 Hole Mount
- Compact Thin Low Profile Design
- 3 Blunt Cut 14" Leads
- Sealed Moisture Proof Electronics
- Polycarbonate Lens & Housing
- 5 Year Warranty

2 1/2" CLEARANCE STOP & TURN - FOR AUXILIARY USE ONLY



<b>PART NUMBER</b>	
M11300RAS	RED AUX STOP
M11300YAT	AMBER AUX TURN
LEDs	3
Diameter	2.50"
Depth	0.80"
DOT/SAE	J592e
Voltage	12.8VDC
Amp Draw	40ma

- 2 1/2" Auxiliary
  - Aux Stop / Aux Turn
  - Sealed Moisture Proof Electronics
  - Solid State Circuit Board
  - Polycarbonate Lens & Housing
- |                      |              |
|----------------------|--------------|
| <b>Legal Heading</b> | P2           |
| <b>Mounting</b>      | Grommet      |
| <b>Connector</b>     | 3 Wire Leads |

3/4" MINI CLEARANCE AUXILIARY STOP & TURN P2 ONLY



<b>PART NUMBER</b>	
M09300RAS	RED AUX
M09300YAT	AMBER AUX
M50112	CHROME BEZEL
LEDs	3
Diameter	3/4"
DOT/SAE	J592e
Voltage	12.8VDC
Amp Draw	40ma/10ma
Legal Heading	P2

- 3/4" Mini Aux Stop / Turn
  - Polycarbonate Lens & Housing
  - Not For Stand Alone Use
  - Compact Thin Low Profile Design
  - 3 Blunt Cut 14" Leads
  - Sealed Moisture Proof Electronics
  - 5 Year Warranty
- |                  |              |
|------------------|--------------|
| <b>Mounting</b>  | 3/4" Hole    |
| <b>Connector</b> | 3 Wire Leads |

## 24VDC CONVERTER - 24VDC TO 12VDC 1 AMP STEP DOWN MODULE



## PART NUMBER

M50909

1 AMP 24VDC/12VDC CONVERTER

M50913

2 AMP 24VDC/12VDC CONVERTER

## Dimensions

M50909 4" X 0.9" X 0.5"

## Amp Draw

M50909 1A

## Voltage

M50913 2.8" X 2.3" X 1.8"  
24VDC

M50913 2A

## 4" ROUND RED STT



## PART NUMBER

M42322R-DV

RED

## LEDs

9

## Diameter

4.25"

## Depth

1.90"

## DOT/SAE

J1395, J1398, J585e

## Voltage

Auto Select 12/24VDC

## Amp Draw

140ma 12V / 80ma 24v

## Legal Heading

I6S2T2

## Mounting

Grommet

## Connector

PL-3

- 4" Round Red STT
- Auto Select 12/24 VDC Voltage
- Patented Lightning Lens Optics
- US Patent No. 8,009,364
- US Patent No. 8,717,679 B2
- Sealed Moisture Proof Electronics
- Polycarbonate Lens & Housing
- Plated Brass Connector
- 5 Year Warranty



## 4" ROUND AMBER PARK/REAR TURN



## PART NUMBER

M42339Y-DV

AMBER

## LEDs

9

## Diameter

4.25"

## Depth

1.90"

## DOT/SAE

J1395, J222

## Voltage

Auto Select 12/24VDC

## Amp Draw

180ma 12v / 100ma 24v

## Legal Heading

I6P

## Mounting

Grommet

## Connector

PL-3

- 4" Round Amber Park/Rear Turn
- Auto Select 12/24VDC Voltage
- Patented Lightning Lens Optics
- US Patent No. 8,009,364
- US Patent No. 8,717,679 B2
- Sealed Moisture Proof Electronics
- Polycarbonate Lens & Housing
- Plated Brass Connector
- 5 Year Warranty



## 4" ROUND BACK UP



## PART NUMBER

M42324-DV

WHITE

## LEDs

18

## Diameter

4.25"

## Depth

1.90"

## DOT/SAE

J593c

## Voltage

Auto Select 12/24VDC

## Amp Draw

180ma 12v / 110ma 24v

## Legal Heading

R

## Mounting

Grommet

## Connector

PL-3

- 4" Round Back Up
- Auto Select 12/24 VDC Voltage
- Patented Lightning Lens Optics
- US Patent No. 8,009,364
- US Patent No. 8,717,679 B2
- Sealed Moisture Proof Electronics
- Polycarbonate Lens & Housing
- 5 Year Warranty



## 6" OVAL RED STT



## PART NUMBER

M63322R-DV

RED

## LEDs

9

## Width

6.4"

## Height

2.2"

## Depth

1.6"

## DOT/SAE

J1395, J1398, J585e

## Voltage

Auto Select 12/24VDC

## Amp Draw

140ma 12v / 80ma 24v

## Legal Heading

I6S2T2

## Mounting

Grommet

## Connector

PL-3

- 6" Oval Red STT
- Auto Select 12/24VDC Voltage
- Patented Lightning Lens Optics
- US Patent No. 8,009,364
- US Patent No. 8,717,679 B2
- Sealed Moisture Proof Electronics
- Polycarbonate Lens & Housing
- Plated Brass Connector
- 5 Year Warranty



## STAINLESS STEEL CLEARANCE MARKER



### PART NUMBER

M72270R-DV **RED**  
M72270Y-DV **AMBER**



LEDs 13  
Width 6.50"  
Height 2.0"  
Depth 0.90"  
DOT/SAE J592e  
Voltage Auto Select 12/24VDC  
Amp Draw 80ma 12v / 40ma 24v  
Legal Heading P2

- Stainless Steel Clearance Marker
- Auto Select 12/24VDC Voltage
- US Patent No. D514008
- US Patent No. 8,717,679 B2
- Snap On Stainless Steel Bezel
- Ideal for Cab and Sleeper Panels
- Polycarbonate Lens
- Plated Brass Connector
- 5 Year Warranty

Mounting Connector Surface PL-2

## 4" COMBINATION CLEARANCE MARKER



### PART NUMBER

M23015R-DV **RED**  
M23015Y-DV **AMBER**



LEDs 14  
Width 4.0"  
Height 2.0"  
Depth 1.0"  
DOT/SAE J592e  
Voltage Auto Select 12/24VDC  
Amp Draw 55ma 12V / 55ma 24V

- 4" Combination Clearance Marker
- Auto Select 12/24VDC Voltage
- Meets P2PC Requirements
- Polycarbonate Lens & Housing
- 5 Year Warranty

Legal Heading P2PC  
Mounting Connector Surface Bullet & Ring

## 2" ROUND CLEARANCE MARKER



### PART NUMBER

M09100R-DV **RED**  
M09100Y-DV **AMBER**



LEDs 9  
Diameter 2.0"  
Depth 0.7"  
DOT/SAE J592e  
Voltage Auto Select 12/24VDC  
Amp Draw 70ma 12v / 40ma 24v

- 2" Round Clearance Marker
- Auto Select 12/24VDC Voltage
- Sealed Moisture Proof Electronics
- Polycarbonate Lens & Housing
- Plated Brass Connector

Legal Heading P2  
Mounting Connector Grommet PL-2

## 2 1/2" ROUND CLEARANCE MARKER



### PART NUMBER

M11300R-DV **RED**  
M11300Y-DV **AMBER**



LEDs 13  
Diameter 2.50"  
Depth 0.7"  
DOT/SAE J592e  
Voltage Auto Select 12/24VDC  
Amp Draw 70ma 12v / 40ma 24v

- Auto Select 12/24VDC Voltage
- Sealed Moisture Proof Electronics
- Polycarbonate Lens & Housing
- Plated Brass Connector

Legal Heading P2  
Mounting Connector Grommet PL-2

## 3/4" MINI P2PC COMBINATION DUAL VOLTAGE CLEARANCE MARKERS



### PART NUMBER

M09300R-DV **RED**  
M09300RCL-DV **RED CLEAR LENS**  
M09300Y-DV **AMBER**  
M09300YCL-DV **AMBER CLEAR LENS**  
M50112 **STAINLESS STEEL BEZEL**  
M50125 **WIDE CHANNEL GROMMET**

LEDs 3  
Diameter 0.75"  
DOT/SAE J592e  
Voltage Auto Select 12/24VDC Voltage  
Amp Draw 30ma  
Legal Heading P2PC  
Mounting Connector Grommet 3/4" Hole Cut Out  
2.7" Bullet Connectors

- 3/4" Low Profile Design
- Meets P2PC for 45° Mounting
- Completely Sealed Electronics
- Standard Grommet Included
- Optional Stainless Steel Bezel
- 5 Year Warranty



4" ROUND THIN PROFILE SURFACE MOUNT BACK-UP




**PART NUMBER**

**M42365 BACK UP**

LEDs 9 White  
 Dimensions 4.25" Diameter X 0.5" Deep  
 DOT/SAE J593c  
 Voltage 12.8VDC

**Amp Draw** 200ma  
**Legal Heading Connector** R  
 11" Hard Wired Female PL-3 Connector  
**Mounting** 3 Hole Screws and Caps Included

4.0" ROUND FLANGE MOUNT BACK UP



**PART NUMBER**

**M42354-X WHITE BULK PACK**

LEDs 10  
 Diameter 5.60"  
 Depth 0.70"  
 DOT/SAE J593c  
 Voltage 12.8VDC  
 Amp Draw 200ma  
 Legal Heading R

- 10 Superflux LEDs
- Thin Low Profile Design
- **Lightning Patented Lens**
- **US Patent No. 8,009,364**
- **US Patent No. 8,717,679 B2**
- Acrylic Lens/Polycarbonate Housing
- Neoprene Gasket Included
- 5 Year Warranty

**Mounting Connector** 3 Hole Flange PL-3

4" ROUND BACK-UP



**PART NUMBER**

**M42347 GROMMET**  
**M42348 DRY-FIT**

LEDs 9  
 Diameter 4.25"  
 Depth 2.00"  
 DOT/SAE J593c  
 Voltage 12.8VDC  
 Amp Draw 180ma

- 4" Round Back Up
- **Patented Lightning Lens Optics**
- **US Patent No. 8,009,364**
- **US Patent No. 8,717,679 B2**
- Sealed Moisture Proof Electronics
- Polycarbonate Lens & Housing
- 5 Year Warranty

**Legal Heading Connector** R  
 PL-3 or Dry-Fit

4" ROUND BACK-UP



**PART NUMBER**

**M42321 SURFACE MOUNT**  
**M42324 GROMMET**

LEDs 18  
 Diameter 4.25" Grommet  
 5.50" Surface Mount  
 Depth 2.00"  
 DOT/SAE J593c  
 Voltage 12.8VDC

- 4" Round Back Up
- **Patented Lightning Lens Optics**
- **US Patent No. 8,009,364**
- **US Patent No. 8,717,679 B2**
- Sealed Moisture Proof Electronics
- Polycarbonate Lens & Housing
- 5 Year Warranty

**Amp Draw** 160ma  
**Legal Heading Connector** R  
 PL-3

RECTANGULAR SURFACE MOUNT BACK-UP



**PART NUMBER**

**M63318-A WITH GASKET**  
**M63318-A-GSKT**

LEDs 20  
 Length 15.4"  
 Width 1.2"  
 Height 0.7"  
 DOT/SAE J593C  
 Voltage 12.8VDC  
 Amp Draw 500ma  
 Legal Heading R

- 15" Surface Mount Back Up
- Horizontal & Vertical 2 Hole Surface Mount
- Compact Thin Low Profile Design
- 2 Blunt Cut 14" Leads
- Sealed Moisture Proof Electronics
- Polycarbonate Lens & Housing
- 5 Year Warranty

**Mounting Connector** Surface  
 2 Wire Leads

7" BUS BACK-UP



**PART NUMBER**

**M90450**

LEDs 20  
 Width 7.00"  
 Depth 1.0"  
 DOT/SAE J593C  
 Voltage 12.8VDC  
 Amp Draw 250ma  
 Legal Heading R  
 Mounting 4 Hole Surface

- 7" White Back Up Bus Light
- 4 Hole Surface Mount
- Mounting Gasket Included
- Maxx-Shield Polymer Coating
- Polycarbonate Lens & Housing
- Sealed Moisture Proof Electronics
- 5 Year Warranty

**Connector** Wire Leads

**FOR BACK-UP APPLICATION ONLY - OTHER USE WILL VOID WARRANTY**

**SURFACE & TAPE MOUNT RECTANGULAR LOW PROFILE 0.4" ULTRA THIN BACK-UP/INTERIOR COURTESY**



<b>PART NUMBER</b>	
M42206	WHITE
M42206-ADHESIVE	OPTIONAL MOUNTING TAPE
LEDs	14
Width	4.6"
Height	2.5"
Depth	0.4"
DOT/SAE	J593c
Voltage	12.8VDC
Amp Draw	240ma

- Ultra Thin 0.4" Low Profile Design
  - Polycarbonate Lens & Housing
  - Completely Sealed Electronics
  - 2 Caps to Cover Screws
  - 5 Year Warranty
- |                      |                            |
|----------------------|----------------------------|
| <b>Legal Heading</b> | R                          |
| <b>Mounting</b>      | 2 Hole or 3M Mounting Tape |
| <b>Connector</b>     | 2 Wire 6" Leads            |

**SURFACE, GROMMET & TAPE MOUNT OVAL 0.4" ULTRA THIN BACK-UP/INTERIOR COURTESY**



<b>PART NUMBER</b>	
M63350	WHITE BACK-UP/INTERIOR COURTESY
M63350-TAPE	OPTIONAL 3M MOUNTING TAPE
M50607	THIN OVAL MOUNTING GROMMET
LEDs	14
Width	6.5"
Height	2.3"
Depth	0.4"
DOT/SAE	J593C
Voltage	12.8VDC

- Ultra Thin 0.4" Low Profile Design
  - Polycarbonate Lens & Housing
  - Completely Sealed Electronics
  - 2 Caps to Cover Screws
  - 5 Year Warranty
- |                      |                          |
|----------------------|--------------------------|
| <b>Amp Draw</b>      | 245ma                    |
| <b>Legal Heading</b> | R                        |
| <b>Mounting</b>      | Surface, Grommet or Tape |
| <b>Connector</b>     | 2 Wire 6" Leads          |

**6" OVAL BACK-UP**



<b>PART NUMBER</b>	
M63320	SURFACE MOUNT HARD WIRE
M63324	GROMMET MOUNT PL-3
M63326DF-X	SURFACE MOUNT DRY-FIT BULK
LEDs	18
Width	6.40" Grommet, 7.80" Flange
Height	2.0" Grommet, 3.3" Flange
Depth	1.6"
DOT/SAE	J593c
Voltage	12.8VDC
Amp Draw	160ma

- 6" Oval Round Back Up
  - Patented Lightning Lens Optics
  - US Patent No. 8,009,364
  - US Patent No. 8,717,679 B2
  - Sealed Moisture Corrosion Proof Electronics
  - Plated Brass Connector
  - Polycarbonate Lens & Housing
  - 5 Year Warranty
- |                      |      |
|----------------------|------|
| <b>Legal Heading</b> | R    |
| <b>Connector</b>     | PL-3 |

**6" OVAL BACK-UP**



<b>PART NUMBER</b>	
M63347	GROMMET MOUNT
LEDs	9
Width	6.40"
Height	2.0"
Depth	1.8"
DOT/SAE	J593c
Voltage	12.8VDC
Amp Draw	180ma
Legal Heading	R

- 6" Oval Back Up
  - Patented Lightning Lens Optics
  - US Patent No. 8,009,364
  - US Patent No. 8,717,679 B2
  - Sealed Moisture Corrosion Proof Electronics
  - Polycarbonate Lens & Housing
  - 5 Year Warranty
- |                  |                          |
|------------------|--------------------------|
| <b>Connector</b> | PL-3, Dry-Fit, Hard Wire |
|------------------|--------------------------|

**6" RECTANGULAR BACK-UP**



<b>PART NUMBER</b>	
M42213	GROMMET MOUNT
LEDs	18
Width	5.30"
Height	3.4"
Depth	1.8"
DOT/SAE	J593c
Voltage	12.8VDC
Amp Draw	170 Milliamps
Legal Heading	R
Connector	PL-3

- Rectangular Back Up
- Patented Lightning Lens Optics
- US Patent No. 8,009,364
- US Patent No. 8,717,679 B2
- Smart Chip Surge Protection
- Sealed Moisture Proof Electronics
- Polycarbonate Lens & Housing
- 5 Year Warranty

## 8 LED 7" RED &amp; AMBER WARNING LIGHTS

**PART NUMBER**M90070R  
M90070YRED  
AMBER

LEDs 8  
 Diameter 7.2"  
 Depth 1.4"  
 DOT/SAE R/Y J887 Red Cal 13  
 Voltage 12.8VDC

Amp Draw 1.5A Red / 2.0A Amber  
 Legal Heading 16P2S2T2A Red  
 Mounting 4 Hole Surface  
 Connector 3 Wire 11" Leads

- 7" Red/Amber Warning
- Two Flash Patterns Slow/Fast
- 8 LEDs
- Polycarbonate Lens & Housing
- Mounting Gasket Included
- Maxx-Shield Coating
- 5 Year Warranty

## 7" BACK-UP BUS LIGHT


**PART NUMBER**

M90450

LEDs 20 White  
 Diameter 7.0"  
 Depth 1.0"  
 DOT/SAE J593c  
 Voltage 12.8VDC  
 Amp Draw 250ma  
 Legal Heading R  
 Mounting 4 Hole Surface  
 Connector 2 Wire Leads

- 7" White Back Up Bus Light
- 4 Hole Surface Mount
- Mounting Gasket Included
- Sealed Moisture Proof Electronics
- Maxx-Shield Protective Coating
- Polycarbonate Lens & Housing
- 5 Year Warranty

## 7" STOP/TAIL/TURN 7" FRONT/REAR/TURN

**PART NUMBER**M90061R  
M90081YRED  
AMBER

LEDs 17  
 Diameter 7.0"  
 Depth 1.0"  
 DOT/SAE J1398, J585e, J1395  
 J594f, J1395  
 Voltage 12.8VDC

Amp Draw 120ma Red / 280ma Amber  
 Legal Heading 16P2S2T2A Red  
 I6PA Amber  
 Mounting 4 Hole Surface  
 Connector 3 Wire Leads

- 7" Stop/Tail/Turn
- 7" Front Rear Turn
- Reflector Lens
- 4 Hole Surface Mount
- Mounting Gasket Included
- Moisture Proof Sealed Electronics
- Maxx-Shield Protective Coating
- Polycarbonate Lens & Housing
- 5 Year Warranty

NEW GENERATION SQUARE CHROME DOUBLE FACE PEDESTAL



**PART NUMBER**

- M42360R/Y SINGLE POST LEFT HAND
- M42361R/Y SINGLE POST RIGHT HAND
- M42362R/Y DOUBLE POST LEFT HAND
- M42363R/Y DOUBLE POST RIGHT HAND
- M42362RYCL DOUBLE POST LEFT HAND CLEAR LENS
- M42363RYCL DOUBLE POST RIGHT HAND CLEAR LENS

LEDs	9 Red 13 Amber	Voltage	12.8VDC
Width	4.5"	Amp Draw	460ma
Height	4.5"	Legal Heading	I6S2T2, I6P, P2
Depth	1.8"	Mounting	Post
Function	STT/Front Turn/Side Marker	Connector	Three Wire Leads
DOT/SAE	J1398, J585, J1395, J222, J592, J594		

- Square Chrome Double Face Pedestal
- Patented LightningS Optics
- US Patent No. 8,009,364
- US Patent No. 8,717,679 B2
- Polycarbonate Front & Rear Lens
- Double Insulated Waterproof Modules
- Epoxy Sealed Electronics
- P2 Side Marker
- Available Single or Double Post
- 5 Year Warranty

ROUND DOUBLE FACE PEDESTAL



**PART NUMBER**

- M42341R/Y RED/AMBER
- M42341RYCL RED/AMBER CLEAR LENS
- M42341Y/Y AMBER/AMBER

LEDs	15 Red /15 Amber 30 Amber/Amber	Voltage	12.8VDC
Diameter	4.3"	Amp Draw	440MA R/Y 640ma Y/Y
Depth	2.0"	Legal Heading	R/Y I6PS2T2, I6P Y/Y I6P
Function	STT Red, PFRT Amber	Mounting	Post
DOT/SAE	R/Y J1395, J1398, J585E, J222 Y/Y J1395, J22	Connector	Three Wire Leads

- Round Chrome Double Face Pedestal
- Patented Lightning Optics
- US Patent No. 8,009,364
- US Patent No. 8,717,679 B2
- Polycarbonate Front & Rear Lens
- Single Post
- Sealed Moisture Proof Electronics
- 5 Year Warranty

## STAINLESS STEEL ID BAR

**PART NUMBER****M20323R****RED**

LEDs	24
Width	16.3"
Height	1.4"
Voltage	12.8VDC
Amp Draw	120ma
Mounting	2 Hole Surface
Connector	Two 12" Wire Leads

- Stainless Steel ID Bar
- Three M20320R Lights
- 2 Hole Surface Mount
- Polished Stainless Steel
- 1 Year Warranty

## ALUMINUM ID BAR

**PART NUMBER****M20343R****RED****M20343RCL****RED CLEAR LENS****M20343Y****AMBER**

LEDs	21
Width	17.1"
Height	1.0"
Voltage	12.8VDC
Amp Draw	120ma
Mounting	2 Hole Surface
Connector	Two 12" Wire Leads

- Aluminum ID Bar
- Three M20340 Series Lights
- 2 Hole Surface Mount
- 100,000 Hour Rated LED Life
- 1 Year Warranty

## 2 1/2" ROUND STAINLESS STEEL ID BAR


**PART NUMBER****M11303R**

LEDs	39
Width	14.4"
Height	1.6"
Depth	1.5"
Voltage	12.8VDC
Amp Draw	210ma
Mounting	2 Hole Surface
Connector	Two 12" Wire Leads

- 2 1/2" Round Stainless Steel ID Bar
- Three M11300R Lights
- 2 Hole Surface Mount
- Polished Stainless Steel
- 1 Year Warranty

FREIGHTLINER® REPLACEMENT  
7 LED SIDE TURN / SIDE MARKER LIGHT

Maxxima introduces a drop in replacement, side turn side marker light for Freightliner® trucks. Light has the Delphi OEM connector on the back to easily connect to the vehicle harness. 7 LED, POLYCARBONATE LENS & HOUSING, AVAILABLE IN AMBER & AMBER CLEAR LENS MODELS, 5 YEAR WARRANTY.



**PART NUMBER**

**M63123Y**

**AMBER**

**M50916**

**3-PIN DELPHI CONNECTOR**

LEDs	7 Amber
Amp Draw	420ma
Width	5.1"
Height	2.7"
Depth	2.9"
Legal Heading	E P2 P3
DOT/SAE	J2039, J592e, J2042
Voltage	12.8 VDC
Connector	3-Pin Delphi GT 150
Mounting	Two Hole
Warranty	5 Year



**PART NUMBER**

**M63123YCL**

**AMBER CLEAR LENS**

**M50916**

**3-PIN DELPHI CONNECTOR**

LEDs	7 Amber
Amp Draw	420ma
Width	5.1"
Height	2.7"
Depth	2.9"
Legal Heading	E P2 P3
DOT/SAE	J2039, J592e, J2042
Voltage	12.8 VDC
Connector	3-Pin Delphi GT 150
Mounting	Two Hole
Warranty	5 Year

\* Freightliner is a registered trademark of Daimler Trucks N.A.

## LIGHTNING OVAL AMBER SIDE TURN/SIDE MARKER PETERBILT® REPLACEMENT



### PART NUMBER

**M63122Y** AMBER  
**M63122YCL** AMBER CLEAR LENS

LEDs	9
Voltage	12.8VDC
Amp Draw	100ma
Width	4.4"
Height	2.1"
Depth	1.4"
Legal Heading	E2 P2 P3
DOT/SAE	J914, J592e
Connector	3 1/2" Blunt Cut Wire Leads 18AWG
Mounting	Two Hole Stainless Steel Stud Mount with Nuts

- Patented Lightning Lens Optics
- US Patent No. 8,009,364 & 8,717,679 B2
- Maxx-Shield Coating
- Polycarbonate Lens & Housing
- Low LED Amp Draw
- Stainless Steel Bolts & Nuts
- Peterbilt is a Registered Trademark of PACCAR.
- 5 Year Warranty

**Lightning**

## LIGHTNING OVAL CHROME AMBER SIDE TURN/SIDE MARKER PETERBILT® REPLACEMENT



### PART NUMBER

**M63122CH-YCL** CHROME AMBER CLEAR LENS

LEDs	9
Voltage	12.8VDC
Amp Draw	100ma
Width	4.4"
Height	2.1"
Depth	1.4"
Legal Heading	E2 P2 P3
DOT/SAE	J914, J592e
Connector	3 1/2" Blunt Cut Wire Leads 18AWG
Mounting	Two Hole Stainless Steel Stud Mount with Nuts

- Patented Lightning Lens Optics
- US Patent No. 8,009,364 & 8,717,679 B2
- Maxx-Shield Coating
- Polycarbonate Lens & Housing
- Low LED Amp Draw
- Stainless Steel Bolts & Nuts
- Peterbilt is a Registered Trademark of PACCAR.
- 5 Year Warranty

**Lightning**

The new 9 LED series of 6.50" wide surface mount clear lens clearance marker lights are available in both standard white or chrome fascia versions. Red or Amber LEDs. Two hole surface mount with mounting screws included.

OVAL CHROME 9 LED CLEAR LENS CLEARANCE MARKER



OVAL 9 LED CLEAR LENS CLEARANCE MARKER



**PART NUMBER**

- M20344CH-YCL CHROME AMBER CLEAR LENS
- M20344CH-RCL CHROME RED CLEAR LENS
- M20344-YCL AMBER CLEAR LENS
- M20344-RCL RED CLEAR LENS
- M20344-TAPE OPTIONAL ADHESIVE MOUNTING TAPE

LEDs	9 Red, Amber or White
Dimensions	6.4"W X 2.1" H X 0.8 D
DOT/SAE	J592e, J2042 Red J914, J592e, J2042 Amber
Voltage	12.8VDC
Amp Draw	30ma Red, 110ma Amber, 80ma White
Legal Heading	P2, P3 Red E2, P2, P3 Amber
Connector	PL-2 Connector
Mounting	2 Hole Surface
Hole Cut Out	1 3/8" hole required for connector

- Patented Lightning Optics
- US Patent No. 8,009,364
- US Patent No. 8,717,679 B2
- Sealed Moisture Proof Electronics
- Solid state Circuit Board
- Polycarbonate Lens & Housing
- 2 Mounting Screws Included
- Hidden Mounting Screws
- 5 Year Warranty





## 3/4" MINI P2 CLEARANCE MARKER



### PART NUMBER

M09320R	RED
M09320RCL	RED CLEAR LENS
M09320Y	AMBER
M09320YCL	AMBER CLEAR LENS
M50112	STAINLESS STEEL BEZEL

LED	1
Diameter	0.75"
DOT/SAE	J592e
Voltage	12.8VDC
Amp Draw	50ma
Legal Heading	P2
Mounting	Grommet—Included
Connector	2 Male .180 Bullets

- 3/4" Mini P2CM
- Space Saving Design
- Polycarbonate Lens/Housing
- LightningS Lens Optics
- US Patent Number 8,009,364
- US Patent No.8,717,679 B2
- Grommet Included
- Sealed Moisture Proof Electronics
- Optional Stainless Steel Bezel
- 5 Year Warranty



## 1.60" MINI P2 CLEARANCE MARKER



### PART NUMBER

M09350R	RED
M09350RCL	RED CLEAR LENS
M09350Y	AMBER
M09350YCL	AMBER CLEAR LENS

LED	1
Dimensions	1.60" X 0.8" X 0.4"
DOT/SAE	J592e
Voltage	12.8VDC
Amp Draw	40ma
Legal Heading	P2
Mounting	Surface 1/2" Hole for Wires
Connector	2 Male .180 Bullets

- 1.60 Mini P2 Rectangular CM
- Space Saving Design
- Polycarbonate Lens/Housing
- LightningS Lens Optics
- US Patent Number 8,009,364
- US Patent No.8,717,679 B2
- Self Adhesive Double Stick Mounting Tape
- Sealed Moisture Corrosion Proof Electronics
- 5 Year Warranty



## 1.60" MINI P2 PC COMBINATION CLEARANCE MARKER RETAIL PACK



### PART NUMBER

M09360BCL	BLUE CLEAR LENS AUXILIARY*
M09360G	GREEN CLEAR LENS AUXILIARY*
M09360R	RED
M09360RCL	RED CLEAR LENS
M09360WCL	WHITE AUXILIARY *
M09360Y	AMBER
M09360YCL	AMBER CLEAR LENS

LEDs	3
Dimensions	1.60" X 0.8" X 0.4"
DOT/SAE	J592e
Voltage	12.8VDC
Amp Draw	50ma
Legal Heading	P2 PC
Mounting	Surface 1/2" Hole for Wires
Connector	2 Male .180 Bullets

\* Green, Blue, White Aux Only

- 1.60" Mini P2 PC Rectangular CM
- Space Saving Design
- Polycarbonate Lens/Housing
- LightningS Lens Optics
- US Patent Number 8,009,364
- US Patent No.8,717,679 B2
- Self Adhesive Double Stick Mounting Tape
- Sealed Moisture Corrosion Proof Electronics
- 5 Year Warranty



## 1.25" LOW PROFILE GROMMET/SURFACE TAPE MOUNT P2PC CLEARANCE MARKER



<b>PART NUMBER</b>	
M09410R	RED
M09410Y	AMBER
M09410WCL	WHITE *FOR AUXILIARY USE ONLY
<hr/>	
LEDs	6
Voltage	12.8VDC
Amp Draw	80ma Red/Amber 20ma White
Diameter	1.25"
Legal Heading	P2PC
DOT/SAE	J592e
Connector	2 Male .180 Bullet Connectors 7" Leads
Mounting	Grommet 3/4" Hole or Tape Foam Gasket

- Color Retail Packing
- Ultra Thin Low Profile Design
- Patented Lightning Lens Optics
- US Patent No. 8,009,364
- US Patent No. 8,717,679 B2
- Polycarbonate Lens & Housing
- Low LED Amp Draw
- 5 Year Warranty



## 3/4" MINI P2PC COMBINATION CLEARANCE MARKERS



3/4" DIAMETER

<b>PART NUMBER</b>	
M09300BCL	BLUE CLEAR LENS AUX*
M09300G	GREEN AUX*
M09300R	RED
M09300RCL	RED CLEAR LENS
M09300R-3	RED 3 LIGHT ID SYSTEM
M09300WCL	WHITE AUX*
M09300Y	AMBER
M09300YCL	AMBER CLEAR LENS
M50112	STAINLESS STEEL BEZEL
M50125	WIDE CHANNEL GROMMET
<hr/>	
LEDs	3
Diameter	0.75"
DOT/SAE	J592e
Voltage	12.8VDC
Amp Draw	50ma
Legal Heading	P2PC
Mounting	Grommet - 3/4" Hole Cutout
Connector	2 Male .180 Bullets

\* Blue, Green & White for Auxiliary Use Only

- 3/4" Mini P2PC Combination CM
- Space Saving Design
- Polycarbonate Lens/Housing
- Meets P2PC Requirements for 45° Mounting
- Grommet Included
- Sealed Moisture Proof Electronics
- Optional Stainless Steel Bezel
- 5 Year Warranty



## 1 1/4" MINI P2PC COMBINATION CLEARANCE MARKERS



1 1/4" DIAMETER

<b>PART NUMBER</b>	
M09400BCL	BLUE CLEAR LENS AUX*
M09400G	GREEN AUX*
M09400R	RED
M09400RCL	RED CLEAR LENS
M09400WCL	WHITE AUX*
M09400Y	AMBER
M09400YCL	AMBER CLEAR LENS
M50118	STAINLESS STEEL BEZEL
M50132	BLACK GROMMET
<hr/>	
LEDs	6
Diameter	1.25"
DOT/SAE	J592e
Voltage	12.8VDC
Amp Draw	50ma B, G, W 100ma R, Y
Legal Heading	P2PC
Mounting	Grommet - 1 3/8" Hole Cutout
Connector	2 Male .180 Bullets

\* Blue, Green & White for Auxiliary Use Only

- 1 1/4" Mini P2PC Combination CM
- Space Saving Design
- Patented Lightning Lens Optics
- US Patent No. 8,009,364
- US Patent No. 8,717,679 B2
- Polycarbonate Lens/Housing
- Meets P2PC Requirements for 45° Mounting
- Grommet Included
- Sealed Moisture Corrosion Proof Electronics
- Optional Stainless Steel Bezel
- 5 Year Warranty



## 2" ROUND CLEARANCE MARKER—SOLD IN BULK PACK ONLY



### PART NUMBER

M09250R-X	RED BULK PACK
M09250Y-X	AMBER BULK PACK
M09250RCL-X	RED CLEAR LENS
M09250YCL-X	AMBER CLEAR LENS

LEDs	5
Diameter	2.0"
Depth	.75"
DOT/SAE	J592e
Voltage	12.8VDC

- 2" Round Clearance Marker
- US Patent No.7.273.306 B2
- Sealed Moisture Proof Electronics
- Polycarbonate Lens & Housing
- Plated Brass Connector
- 5 Year Warranty

Amp Draw	40ma
Legal Heading	P2
Mounting	Grommet
Connector	PL-2

## 2" ROUND CLEARANCE MARKER



### PART NUMBER

M34260R	RED
M34260Y	AMBER
M34260RCL	RED CLEAR LENS
M34260YCL	AMBER CLEAR LENS

LEDs	6
Diameter	2.0"
Depth	.75"
DOT/SAE	J592e
Voltage	12.8VDC

- 2" Round Clearance Marker
- Sealed Moisture Proof Electronics
- Polycarbonate Lens & Housing
- Plated Brass Connector
- 5 Year Warranty

Amp Draw	40ma
Legal Heading	P2
Mounting	Grommet
Connector	PL-2

## 2" ROUND CLEARANCE MARKER



### PART NUMBER

M09100R	RED
M09100Y	AMBER
M09100RCL	RED CLEAR LENS
M09100YCL	AMBER CLEAR LENS

LEDs	9
Diameter	2.0"
Depth	.75"
DOT/SAE	J592e
Voltage	12.8VDC

- 2" Round Clearance Marker
- Sealed Moisture Proof Electronics
- Polycarbonate Lens & Housing
- Plated Brass Connector

Amp Draw	60ma
Legal Heading	P2
Mounting	Grommet
Connector	PL-2

## 2 1/2" ROUND REFLECTOR CLEARANCE MARKER



### PART NUMBER

M11256R	RED
M11256Y	AMBER

LED	1
Diameter	2.50"
Depth	.75"
DOT/SAE	J592e, J594f
Voltage	12.8VDC
Amp Draw	60 Milliamps

- 2 1/2" Round Reflector CM
- Reflectorized Lens
- Sealed Moisture Corrosion Proof Electronics
- Plated Brass Connector

Legal Heading	AP2
Mounting	Grommet
Connector	PL-2

2 1/2" ROUND CLEARANCE MARKER



<b>PART NUMBER</b>	
M11300R	RED
M11300Y	AMBER
M11300RCL	RED CLEAR LENS
M11300YCL	AMBER CLEAR LENS

LEDs	13
Diameter	2.50"
Depth	.75"
DOT/SAE	J592e
Voltage	12.8VDC
Amp Draw	100ma

- 2 1/2" Round Clearance Marker
- Sealed Moisture Corrosion Proof Electronics
- Polycarbonate Lens & Housing
- Plated Brass Connector

Legal Heading	P2
Mounting Connector	Grommet PL-2

2 1/2" ROUND CLEARANCE MARKER — AVAILABLE IN BULK PACK ONLY



<b>PART NUMBER</b>	
M11350R-X	RED
M11350Y-X	AMBER
M11350RCL-X	RED CLEAR LENS

LEDs	7
Diameter	2.50"
Depth	.75"
DOT/SAE	J592e
Voltage	12.8VDC
Amp Draw	40ma
Legal Heading	P2

- 2 1/2" Round Clearance Marker
- US Patent No. 7.273.306 B2
- Sealed Moisture Corrosion Proof Electronics
- Polycarbonate Lens & Housing
- Plated Brass Connector
- 5 Year Warranty

Mounting Connector	Grommet PL-2
--------------------	--------------

2 1/2" ROUND CLEARANCE MARKER/ABS



M16280ABS

<b>PART NUMBER</b>	
M16280R	RED
M16280Y	AMBER
M16280ABS	AMBER ABS
M16280RCL	RED CLEAR LENS
M16280YCL	AMBER CLEAR LENS

LEDs	8
Diameter	2.50"
Depth	.75"
DOT/SAE	J592e
Voltage	12.8VDC
Amp Draw	40 Milliamps
Legal Heading	P2

- 2 1/2" Round Amber ABS
- 2 1/2" Round Clearance Marker
- Sealed Moisture Corrosion Proof Electronics
- Polycarbonate Lens & Housing
- Plated Brass Connector
- 5 Year Warranty



Mounting Connector	Grommet PL-2
--------------------	--------------

2 1/2" ROUND COMBINATION P2PC CLEARANCE MARKER — BULK PACK ONLY



<b>PART NUMBER</b>	
M11260R-X	RED
M11260Y-X	AMBER

LEDs	7
Diameter	2.50"
Depth	0.90"
DOT/SAE	J592e
Voltage	12.8VDC
Amp Draw	100ma
Legal Heading	P2PC

- 2 1/2" Round P2PC Clearance Marker
- Sealed Moisture Corrosion Proof Electronics
- Polycarbonate Lens & Housing
- Plated Brass Connector

Mounting Connector	Grommet PL-2
--------------------	--------------

2" VANTAGE BEEHIVE CLEARANCE MARKER



**PART NUMBER**

M34600R **RED**  
 M34600Y **AMBER**  
 M34600RCL **RED CLEAR LENS**  
 M34600YCL **AMBER CLEAR LENS**

LEDs 6  
 Diameter 2.00"  
 Depth 1.75"  
 DOT/SAE J592e  
 Voltage 12.8VDC  
 Amp Draw 40 Milliamps

- 2" Beehive Clearance Marker
- Circular LED Pattern
- Polycarbonate Lens & Housing
- Plated Brass Connector
- 5 Year Warranty



Legal Heading P2  
 Mounting Grommet  
 Connector PL-2

2 1/2" VANTAGE BEEHIVE CLEARANCE MARKER



**PART NUMBER**

M16800R **RED**  
 M16800Y **AMBER**  
 M16800YCL **AMBER CLEAR LENS**

LEDs 8  
 Diameter 2.50"  
 Depth 2.40"  
 DOT/SAE J592e  
 Voltage 12.8VDC  
 Amp Draw 40 Milliamps  
 Legal Heading P2

- 2 1/2" Beehive Clearance Marker
- Circular LED Pattern
- Polycarbonate Lens & Housing
- Plated Brass Connector
- 5 Year Warranty



Mounting Grommet  
 Connector PL-2

2" BEEHIVE CLEARANCE MARKER



**PART NUMBER**

M09105R **RED**  
 M09105Y **AMBER**

LEDs 9  
 Diameter 2.0"  
 Depth 1.75"  
 DOT/SAE J592e  
 Voltage 12.8VDC  
 Amp Draw 60 Milliamps  
 Legal Heading P2

- 2" Beehive Clearance Marker
- Circular LED Pattern
- Sealed Moisture Corrosion Proof Electronics
- Polycarbonate Lens & Housing
- Plated Brass Connector

Mounting Grommet  
 Connector PL-2

2 1/2" BEEHIVE CLEARANCE MARKER



**PART NUMBER**

M11201R **RED**  
 M11201Y **AMBER**

LEDs 13  
 Diameter 2.50"  
 Depth 2.40"  
 DOT/SAE J592e  
 Voltage 12.8VDC  
 Amp Draw 30ma

- 2 1/2" Beehive Clearance Marker
- Circular LED Pattern
- Polycarbonate Lens & Housing
- Plated Brass Connector

Legal Heading P2  
 Mounting Grommet  
 Connector PL-2

## CHROME CAB MARKER



<b>PART NUMBER</b>	
M27011Y	AMBER
M27011YCL	AMBER CLEAR LENS
<hr/>	
LEDs	8
Length	10.7"
Width	3.9"
Height	2.7"
DOT/SAE	J592e
Voltage	12.8VDC
Amp Draw	80ma

- Chrome Cab Marker
  - US Patent No. D527837
  - Chrome Plastic Housing
  - Standard 2 Hole Mount
  - Polycarbonate Lens & Housing
  - 5 Year Warranty
- |                      |                |
|----------------------|----------------|
| <b>Legal Heading</b> | P2             |
| <b>Mounting</b>      | 2 Hole Surface |
| <b>Connector</b>     | 2 Wire Leads   |

## 4" COMBINATION CLEARANCE MARKER



<b>PART NUMBER</b>	
M23015R	RED
M23015Y	AMBER
M23015RCL	RED CLEAR LENS
M23015YCL	AMBER CLEAR LENS
<hr/>	
LEDs	14
Width	4.0"
Height	2.0"
Depth	1.0"
DOT/SAE	J592e
Voltage	12.8VDC

- 4" Combination Clearance Marker
  - Meets P2PC Requirements
  - Polycarbonate Lens & Housing
  - Plated Brass Connector
  - 5 Year Warranty
- |                      |               |
|----------------------|---------------|
| <b>Amp Draw</b>      | 110ma         |
| <b>Legal Heading</b> | P2PC          |
| <b>Mounting</b>      | Surface       |
| <b>Connector</b>     | Bullet & Ring |

## 6" CLEARANCE MARKER



<b>PART NUMBER</b>	
M20332R	RED
M20332Y	AMBER
M20332RCL	RED CLEAR LENS
M20332YCL	AMBER CLEAR LENS
<hr/>	
LEDs	12
Width	6.2"
Height	1.8"
Depth	1.0"
DOT/SAE	J592e
Voltage	12.8VDC

- 6" Clearance Marker
  - Stainless Steel Bezel
  - Polycarbonate Lens & Housing
  - Solid State Circuit Board
- |                      |               |
|----------------------|---------------|
| <b>Amp Draw</b>      | 60ma          |
| <b>Legal Heading</b> | P2            |
| <b>Mounting</b>      | Surface       |
| <b>Connector</b>     | Bullet & Ring |

## MINI STAINLESS STEEL CLEARANCE MARKER



<b>PART NUMBER</b>	
M36180R	RED
M36180Y	AMBER
M36180RCL	RED CLEAR LENS
M36180YCL	AMBER CLEAR LENS
<hr/>	
LEDs	7
Width	3.0"
Height	2.0"
Depth	0.9"
DOT/SAE	J592e
Voltage	12.8VDC

- Mini Stainless Clearance Marker
  - US Patent No. D514008
  - Snap-On Stainless Steel Bezel
  - Ideal for Cab & Sleepers Panels
  - Polycarbonate Lens & Housing
  - Solid State Circuit Board
- |                      |         |
|----------------------|---------|
| <b>Amp Draw</b>      | 40ma    |
| <b>Legal Heading</b> | P2      |
| <b>Mounting</b>      | Surface |
| <b>Connector</b>     | PL-2    |

## STAINLESS STEEL "PETE" CLEARANCE MARKER



## PART NUMBER

M27005R	RED
M27005Y	AMBER
M27005RCL	RED CLEAR LENS
M27005YCL	AMBER CLEAR LENS

LEDs	15
Width	5.9"
Height	2.2"
Depth	0.9"
DOT/SAE	J592e
Voltage	12.8VDC

- "Pete" Clearance Marker
- US Patent No. D527837
- Snap On Stainless Steel Bezel
- Ideal for Cab & Sleeper Panels
- Polycarbonate Lens & Housing

Amp Draw	60ma
Legal Heading	P2
Mounting	2 Hole Surface
Connector	PL-2

## STAINLESS STEEL OVAL CLEARANCE MARKER



## PART NUMBER

M72270R	RED
M72270Y	AMBER
M72270RCL	RED CLEAR LENS
M72270YCL	AMBER CLEAR LENS

LEDs	13
Width	6.5"
Height	2.0"
Depth	0.9"
DOT/SAE	J592e
Voltage	12.8VDC

- Stainless Oval Clearance Marker
- US Patent No. D514008
- Snap On Stainless Steel Bezel
- Ideal for Cab & Sleeper Panels
- Polycarbonate Lens & Housing

Amp Draw	60ma
Legal Heading	P2
Mounting	2 Hole Surface
Connector	PL-2

## 5" CLEARANCE MARKER



## PART NUMBER

M27340R	RED
M27340Y	AMBER

LEDs	12
Width	5.20"
Height	2.13"
DOT/SAE	J592e
Voltage	12.8VDC
Amp Draw	80ma Red 60ma Amber

- 5" Bus Clearance Marker
- 2 Hole Surface Mount
- Moisture Proof Sealed Electronics
- Polycarbonate Lens & Housing
- 100,000 Hour Rated LED Life

Legal Heading	P2
Mounting	2 Hole Surface
Connector	Bullet & Ring

## TRIANGLE COMBINATION CAB MARKER



## PART NUMBER

M20311R	RED
M20311Y	AMBER

LEDs	15
Width	3.30"
Height	2.60"
Depth	1.70"
DOT/SAE	J592e
Voltage	12.8VDC

- Triangle Combination Cab Marker
- 2 Hole Surface Mount
- Moisture Proof Sealed Electronics
- Polycarbonate Lens & Housing
- 100,000 Hour Rated LED Life

Amp Draw	80ma
Legal Heading	P2PC
Mounting	2 Hole Surface
Connector	Bullet & Ring

## 2X6 COMBINATION P2PC CLEARANCE MARKER



**PART NUMBER**  
**M20395R**      **RED**  
**M20395Y**      **AMBER**

LEDs                    18  
 Width                 5.9"  
 Height                2.0"  
 Depth                1.8"  
 DOT/SAE            J592e  
 Voltage              12.8VDC  
 Amp Draw            80ma

- 2X6 Combination P2PC Clearance Marker
- **US Patent No. 7,273,306 B2**
- Meets P2PC Requirements
- Plated Brass Connectors
- Polycarbonate Lens & Housing

**Legal Heading**      P2PC  
**Mounting**            2 Hole Surface  
**Connector**            PL-2

## 2X6 REFLECTORIZED COMBINATION P2PC CLEARANCE MARKER



**PART NUMBER**  
**M20391R**      **RED**  
**M20391Y**      **AMBER**

LEDs                    7  
 Width                 5.9"  
 Height                2.0"  
 Depth                1.8"  
 DOT/SAE            J592e, J594f  
 Voltage              12.8VDC  
 Amp Draw            40ma

- 2X6 ReflectORIZED Combination P2PC Clearance Marker
- **US Patent No. 7,273,306 B2**
- Meets P2PC Requirements
- Modern Reflector Lens Design
- Plated Brass Connectors
- Polycarbonate Housing/Acrylic Lens

**Legal Heading**      AP2PC  
**Mounting**            2 Hole Surface  
**Connector**            PL-2

## 2X6 REFLECTORIZED AUXILIARY TURN/CLEARANCE MARKER



**PART NUMBER**  
**M20330R**      **RED**  
**M20330Y**      **AMBER**

LEDs                    8  
 Width                 5.9"  
 Height                2.1"  
 Depth                1.6"  
 DOT/SAE            J592e, J594f  
 Voltage              12.8VDC

- 2X6 ReflectORIZED Clearance Marker
- Auxiliary Turn
- Modern Reflector Lens Design
- High Impact Acrylic Lens & Housing

**Amp Draw**            20ma  
**Legal Heading**      AP2  
**Mounting**            2 Hole Surface  
**Connector**            3 Bullets

## FLUSH MOUNT CAB LIGHT



**\* FREIGHTLINER / VOLVO ARE REGISTERED TRADEMARKS**

**PART NUMBER**  
**M20361R**      **RED**  
**M20361Y**      **AMBER**  
**M20361RCL**    **RED CLEAR LENS**  
**M20361YCL**    **AMBER CLEAR LENS**

LEDs                    6  
 Width                 4.6"

Height                2.3"  
 Depth                0.7"  
 DOT/SAE            J592e  
 Voltage              12.8VDC  
 Amp Draw            90ma  
**Legal Heading**      P2  
**Mounting**            2 Hole Surface  
**Connector**            PL-2 Included

- Flush Mount Cab Marker
- Designed for Flush Mounting
- High Impact Acrylic Lens & Housing
- Gasket & Connector Included
- For Freightliner & Volvo\*



## RECTANGULAR CLEARANCE MARKER



<b>PART NUMBER</b>	
M20321R	<b>RED</b>
M20321Y	<b>AMBER</b>
<hr/>	
LEDs	6
Width	3.8"
Height	2.3"
Depth	0.9"
DOT/SAE	J592e
Voltage	12.8VDC

- Rectangular Clearance Marker
  - Designed for Surface Mounting
  - High Impact Acrylic Lens & Housing
  - Mounting Gasket Included
  - Completely Sealed
- |                      |                |
|----------------------|----------------|
| <b>Amp Draw</b>      | 40ma           |
| <b>Legal Heading</b> | P2             |
| <b>Mounting</b>      | 2 Hole Surface |
| <b>Connector</b>     | 2 Wire Leads   |

## 4" RECTANGULAR CLEARANCE MARKERS



<b>PART NUMBER</b>	
M20340R	<b>RED</b>
M20340Y	<b>AMBER</b>
<hr/>	
LEDs	7
Width	4.0"
Height	0.75"
Depth	1.4"
DOT/SAE	J592e
Voltage	12.8VDC
Amp Draw	40ma

- Thin-Line Design Fits Rails
  - Standard 3" Mounting Holes
  - Polycarbonate Lens & Housing
  - Completely Sealed
  - 100,000 Hour Rated LED Life
- |                      |                |
|----------------------|----------------|
| <b>Legal Heading</b> | P2             |
| <b>Mounting</b>      | 2 Hole Surface |
| <b>Connector</b>     | Bullet & Ring  |



<b>PART NUMBER</b>	
M20341R	<b>RED</b>
M20341Y	<b>AMBER</b>
M20341RCL	<b>RED CLEAR LENS</b>
M20341YCL	<b>AMBER CLEAR LENS</b>
M20342R-X	<b>RED TWIN BULLET CONNECTORS</b>
M20342Y-X	<b>AMBER TWIN BULLET CONNECTORS</b>

LEDs	7
Width	4.0"
Height	0.6"
Depth	0.7"
DOT/SAE	J592e
Voltage	12.8VDC

<b>Amp Draw</b>	100ma
<b>Legal Heading</b>	P2PC
<b>Mounting</b>	19/32" Hole Required
<b>Connector</b>	6" Lead with Bullet & Ring

## 2 1/2" RECTANGULAR CLEARANCE MARKER



<b>PART NUMBER</b>	
M20320R	<b>RED</b>
M20320Y	<b>AMBER</b>
M20320RCL	<b>RED CLEAR LENS</b>
M20320YCL	<b>AMBER CLEAR LENS</b>
<hr/>	
LEDs	8
Width	2.50"
Height	1.30"
Depth	1.00"
DOT/SAE	J592e
Voltage	12.8VDC
Amp Draw	40ma
Legal Heading	P2

- 2 1/2" Rectangular Clearance Marker
  - Plugs into Existing Mounting Base
  - Polycarbonate Lens & Housing
  - Sealed Moisture Proof Electronics
- MOUNTING ACCESSORIES**
- |        |                           |
|--------|---------------------------|
| M20325 | CHROME BASE W/SINGLE LEAD |
| M20326 | BLACK BASE W/SINGLE LEAD  |
| M20327 | BLACK BASE W/TWIN LEADS   |
| M20328 | CHROME BASE W/TWIN LEADS  |
- |                 |      |
|-----------------|------|
| <b>Mounting</b> | Base |
|-----------------|------|

## 4" RECTANGULAR CLEARANCE MARKER



<b>PART NUMBER</b>	
M20350R	<b>RED</b>
M20350Y	<b>AMBER</b>
M20350RY	<b>DUAL RED/AMBER</b>
M20350RCL	<b>RED CLEAR LENS</b>
M20350YCL	<b>AMBER CLEAR LENS</b>
<hr/>	
LEDs	12
Width	3.80"
Height	1.20"
Depth	0.90"
DOT/SAE	J592e
Voltage	12.8VDC
Amp Draw	50ma

- 4" Rectangular Clearance Marker
  - Plugs into Existing Mounting Base
  - Polycarbonate Lens & Housing
  - Completely Sealed Electronics
- MOUNTING ACCESSORIES**
- |        |                           |
|--------|---------------------------|
| M20355 | CHROME BASE W/SINGLE LEAD |
| M20356 | BLACK BASE W/SINGLE LEAD  |
| M20357 | BLACK BASE W/TWIN LEADS   |
| M20358 | CHROME BASE W/TWIN LEADS  |
- |                      |      |
|----------------------|------|
| <b>Legal Heading</b> | P2   |
| <b>Mounting</b>      | Base |

## LIGHTING ID CODES:

A	Reflex reflector
A2	Reflex reflector for use on vehicles 2032mm or more in overall width
A3	Reflex reflector for conspicuity treatments (CT), for use on vehicles 2032 mm or more in overall width
A4	Reflex reflector for CT (vehicles > 2032mm in width) - 50mm wide [truck/trailer]
A5	Reflex reflector for CT (vehicles > 2032mm in width) - 75mm wide [truck/trailer]
A6	Reflex reflector for CT (vehicles > 2032mm in width) - 100mm wide [truck/trailer]
A7	Reflex reflector for CT (vehicles > 2032mm in width) - 25mm wide [truck/trailer]
C	Motorcycle auxiliary front lamp
D	Motorcycle and moto-driven cycle turn signal lamp
DL	Distributed lighting system (headlamp)
E	Side turn signal lamp - vehicles 12m or more in length
E2	Side turn signal lamp - vehicles less than 12m in length
EVS1	Siren - interior location
EVS2	Siren - exterior location
EVS3	Siren - under hood location
F	Front fog lamp
F2	Fog tail lamps
G	Truck cargo lamp
H	Sealed beam headlamp
HC	Headlamp center
HG	Discharge forward lighting (headlamp)
HH	Sealed beam headlamp housing
HR	Replaceable bulb headlamp
I	Turn signal lamp spaced greater than 100mm from headlamp
I3	Turn signal lamp spaced from 75mm to less than 100mm from headlamp
I4	Turn signal lamp spaced from 60mm to less than 75mm from headlamp
I5	Turn signal lamp spaced less than 60mm from headlamp
I6	Rear mounted turn signal lamp and front mounted turn signal lamps mounted 100mm or more from the headlamp, for use on vehicles 2032mm or more overall width
I7	Front mounted turn signal lamp mounted less than 100mm from the headlamp, for use on vehicles 2032mm or more in overall width
J1690	Flasher
K	Front cornering lamp
K2	Rear cornering lamp
L	License plate lamp
M	Motorcycle and motor-driven cycle headlamp - motorcycle type

## LIGHTING ID CODES:

N	Motorcycle and motor-driven cycle headlamp - moto driven cycle type
O	Spot lamp
P	Parking lamp
P2	Sidemarkers for use on vehicles 2032mm or less in overall width
P3	Clearance, sidemarkers and identification lamp for use on vehicles 2032mm or more in overall width
PC2	Combination clearance and sidemarkers lamp for use on vehicles 2032mm in width or more in overall width
Q	Turn signal operating unit - Class A
QB	Turn signal operating unit - Class B
QC	Vehicular hazard warning signal operating unit
QD1	Turn signal operating unit for use vehicles 2032mm in width or more in overall width - Type 1
QD2	Turn signal operating unit for use vehicles 2032mm in width or more in overall width - Type 2
QE1	Hazard warning operating unit for use on vehicles 2032mm in width or more in overall width - Type 1
QE2	Hazard warning operating unit for use on vehicles 2032mm in width or more in overall width - Type 2
R	Reversing (back-up) lamp
S	Stop lamp
S2	Stop lamp for use on vehicles 2032mm or more in overall width
T	Tail lamp ( rear position lamp)
T2	Tail lamp ( rear position lamp) for use on vehicles 2032mm or more in overall width
U	Supplemental high-mounted stop and turn signal lamp
U2	High-mounted stop lamp for use on vehicles 2032mm or more in overall width
U3	Center high-mounted stop lamp for passenger cars, light trucks and MPV's
W	Warning lamp for emergency, maintenance and service vehicles
W2	Warning lamp for school buses
W3-1	Optical warning device - Class 1
W3-2	Optical warning device - Class 2
W3-3	Optical warning device - Class 3
W4	Emergency warning device [triangular shape]
W5-1	360° gaseous discharge lamp - Class 1
W5-2	360° gaseous discharge lamp - Class 2
W5-3	360° gaseous discharge lamp - Class 3
X	Adaptive [forward] lighting system
Y	Auxiliary high beam lamp
Y2	Daytime running lamp
Z	Auxiliary low beam lamp

## BLACK VINYL GROMMETS

<p>RECTANGULAR M49700</p>	<p>2 1/2" M50100-B</p>	<p>2 1/2" CLOSED BACK M50102_X BULK PACK</p>	<p>2" M50300-B</p>
			
<p>4" KIT M43900</p>	<p>4" M50400-B</p>	<p>6" OVAL M50600-B</p>	<p>M20383 SERIES M50141 M50142 WIDE CHANNEL</p>
			
<p>M20384 SERIES M50143 M50144 WIDE CHANNEL</p>	<p>M20386 SERIES M50145</p>	<p>M50125 FOR M09300 SERIES 3/8" WIDE CHANNEL GROMMET</p>	
			
<p>6" OVAL LOW PROFILE GROMMET M50606-X</p>	<p>6" OVAL LOW PROFILE GROMMET M50607 FOR M63350 SERIES</p>		
			

## CHROME PLASTIC GROMMET COVERS

<p>4" M50405</p>	<p>6" OVAL M50605</p>	<p>CHROME PLASTIC RECTANGULAR M49705</p>
		
<p>2 1/2" M50105</p>	<p>2" M50305</p>	
		

SECURITY FLANGES - BRUSH GUARDS - BEZELS

4" STAINLESS  
SECURITY FLANGE  
M43253



4" CHROME STAINLESS  
SECURITY FLANGE  
M43253CH



4" CHROME STAINLESS  
STEEL DRESS RING  
M50410



2" STAINLESS  
SECURITY FLANGE  
M50303



*\*Not for Beehive Lights*

2 1/2" STAINLESS  
SECURITY FLANGE  
M50103



*\*Not for Beehive Lights*

STAINLESS GROMMET  
COVER FOR M09300 SERIES  
M50112



STAINLESS STEEL GROMMET  
COVER FOR MWL-10  
M50124



SNAP ON BLACK  
OVAL PC FLANGE  
M63253BLK



CHROME METAL  
BRUSH GUARD  
M50310



CHROME PC BEZEL  
FOR M23015R/Y  
M50311



SNAP ON GREY  
OVAL PC FLANGE  
M63253



SNAP ON CHROME  
OVAL PC FLANGE  
M63253CH



SNAP ON OVAL  
STAINLESS FLANGE  
M63254



SNAP ON RECTANGULAR  
STAINLESS FLANGE  
M49702



ALUMINUM GUARD  
FOR M20340R/Y  
M50312



SNAP ON CHROME BEZEL  
FOR 5.50" DOME LIGHTS  
M50129



STAINLESS GROMMET COVER  
FOR M09400 SERIES  
M50118



PL-3 RIGHT ANGLE STT  
M50900



PL-3 OEM PACK  
50 PIECE BUNDLE  
M50900-X



DRY FIT STT CONNECTOR  
M50908



3-PIN MALE/FEMALE  
EXTENSION HARNESS  
M50901



3-PIN LOAD EQUALIZER  
M50905



PL-2 RIGHT ANGLE CM  
M50950



PL-2 OEM PACK  
50 PIECE BUNDLE  
M50950-X



PL-2 RIGHT ANGLE  
2 MALE .180 BULLETS  
M50951



BATTERY TEST PACK  
MBP-12V



24V TO 12V STEP DOWN MODULES  
M50909 1 AMP  
M50913 2 AMP



3-PIN MALE TP MALE  
GROTE ADAPTER  
M50904



ELECTRICAL GREASE  
MEG-1



DUAL PL-3  
72" HARNESS  
M50700-X



3-PIN STRAIGHT PL-3  
M50911



DRY FIT CM CONNECTOR  
M50953



MLS SERIES MOUNTING KIT  
M50130



**LED FLASHERS - CONVERT STANDARD LED LIGHTS TO WARNING MODE**

3-PIN LED FLASHER  
240FPM  
PF-240



LED FLASHER CONTROL MODULE  
16 SELECTABLE FLASH PATTERNS  
M50910



**CONTINUOUS WIRE HARNESS ROLLS**

M50900-100	3-PIN	12" LEADS	100 CONNECTORS PER ROLL
M50950A-200	2-PIN	6" LEADS	200 CONNECTORS PER ROLL
M50950A-100	2-PIN	12" LEADS	100 CONNECTORS PER ROLL
M50951A-100	2-PIN	18" LEADS	100 CONNECTORS PER ROLL
M50960-50	TWIN FEMALE BULLET	12" LEADS	50 CONNECTORS PER ROLL
M50960-100	TWIN FEMALE BULLET	12" LEADS	100 CONNECTORS PER ROLL
M50960-5024	TWIN FEMALE BULLET	24" LEADS	50 CONNECTORS PER ROL



LED FLASHLIGHTS - 1 YEAR WARRANTY

COMPACT LIGHT  
MF-37R RED LEDS



COMPACT LIGHT  
MF-30A WHITE LEDS



SLIM LIGHT  
MF-26



GORILLA® HEAVY DUTY LIGHT  
MGF-124 BLACK HOUSING



PROMOTIONAL ITEMS

MAXXIMA TRAVEL BAG  
MB-91



INSULATED COOLERS  
MAXCOOLER-LG  
MAXCOOLER-MED



REVERSIBLE RAIN JACKET  
MJ-001  
M, L, XL, XXL



GOLF SHIRTS  
MS-001 WHITE MS-003  
LIGHT BLUE S, M, L, XL



BASE BALL CAPS  
MCAP-BLACK, MCAP-BLUE,  
MCAP-WHITE



MAXXIMA  
DISPLAY BANNER  
22" X 59"



LIMITED WARRANTIES AND PROCEDURES

Maxxima extends a Limited Warranty to the original purchaser that the products listed are free from defects in materials and/or workmanship only. Maxxima will replace any warranted product to the original consumer/purchaser if the product fails because of defects due to workmanship and/or materials within the Limited Warranty period. Limited Warranty is not transferable and applies to the original installation of the Maxxima product. This offer does not constitute in any way a product guarantee and Maxxima does not hereby assume any obligation whatsoever beyond sending a free replacement product.

LED LIMITED WARRANTY

Maxxima extends a Limited Warranty to the original purchaser that the Maxxima sealed LED lamp is free from defects in workmanship and materials only. Maxxima will replace any sealed LED lamp to the original consumer/purchaser if the lamp fails due to workmanship or materials. The Limited Warranty does not apply to severe applications such as construction equipment and off-road vehicles. These examples are not all inclusive of such excluded applications. Corrosive chemicals, agents, petroleum products, and harsh cleaners are incompatible with Maxxima sealed LED lamps and their use with Maxxima sealed LED lamps will void this Limited Warranty. The LED Limited Warranty does not apply to damage associated with these products.

*The Limited Warranty is not transferable and applies to the original installation of the Maxxima LED lamp for ten (10) years from the manufacturing date. Standard internal multi-pin connector integral to the lamp is covered by a five (5) year Limited Warranty.*

MAXXIMA LIGHTNING, VANTAGE SERIES

Lightning, & Vantage Series Lights carry a five (5) year Limited Warranty.

MISUSE & IMPROPER WIRING OR GROUNDING

Maxxima LED vehicle lights are designed to operate in standard/normal application Stop/Tail/Turn, Park/Turn and Clearance Marker modes only. Any attempt to rewire the lights to operate on the bright side, Stop or Turn mode, for prolonged use will result in overheating and damage to the product and will void this Limited Warranty. Likewise, failure to properly ground the Maxxima LED vehicle lights, improperly wiring such lights or any other misuse, abuse or unauthorized use of Maxxima products will void this Limited Warranty. Maxxima lighting is only recommended for use as originally intended by the vehicle manufacturer.

**Modification of product or removal of factory applied markings will void the warranty.**

NON-VEHICLE LIGHTING

All other non-vehicle Maxxima products are covered by a standard one (1) year Limited Warranty from date of original purchase. Under no circumstances will Maxxima be liable for incidental, Consequential or punitive damages whether or not the product is covered by this Limited Warranty.

PRODUCT REPLACEMENT INSTRUCTIONS

Please contact the Maxxima Sales Representative in your area or call Maxxima/Panor Corp. customer service at (631) 434-1200 option 1, or fax to (631) 434-1457 for instructions and or a Returns Goods Authorization (RGA) number. Field scrap with full credit or product replacement at Maxxima's option. Products returned must be shipped freight prepaid with the RGA number clearly marked on the outside of the carton.

TECHNICAL SPECIFICATIONS

AMP DRAW TOLERANCE	± 10%
LUMEN OUTPUT TOLERANCE	± 15%

**ALL SPECIFICATIONS SUBJECT TO CHANGE WITHOUT NOTICE.**



HDI-DISP-11  
ILLUMINATED WORK LIGHT DISPLAY



SHOWN WITH OPTIONAL WORK LIGHTS

Display includes 110VAC power supply and slots to mount 9 work lights. Features nine light selector buttons to activate one light at a time and a Blue illuminated Maxxima Logo. Increase sales with this interactive display.

DIMENSIONS 22" X 29"

HDI-DISP-12



FULL LINE HEAD LAMP DISPLAY

Chrome display includes 110VAC power supply, lighted Maxxima Logo, On/Off switch, selector buttons for each light and high/low beam functions.

DIMENSIONS 20" X 20" X 8.5"

HDI-DISP-13



7" HEAD LAMP DISPLAY

Chrome display includes 110VAC power supply, lighted Maxxima Logo, On/Off switch, selector button for high/low beam functions.

DIMENSIONS 12.5" X 11" X 8.5"

HDI-DISP-7 FULL LINE DISPLAY  
23.5" X 23"  
SHOWN WITH OPTIONAL WORK LIGHTS




HDI-DISP-8 WARNING  
18.5" X 12"



HDI-DISP-10 LARGE DISPLAY  
41" X 32"



HDI-DISP-9 MLS DISPLAY  
21.5" X 12"



MRD-1 COUNTER DISPLAY  
11.50" X 9.50"



MRD-2 RETAIL FLOOR DISPLAY RACK  
60" X 22"



MAX-TAG



PART NUMBER	PAGE
LCL-3BL	31
LCL-3CL	31
LCL-3MBR	31
LCL-3R	31
LED-063CL	31
LED-300CL	31
LED-300MBR	31
LED-300R	31
LED-963MBR	31
M09100R	59
M09100RCL	59
M09100R-DV	48
M09100WCL	32
M09100Y	59
M09100YCL	59
M09100Y-DV	48
M09105R	61
M09105Y	61
M09250RCL-X	59
M09250R-X	59
M09250YCL-X	59
M09250Y-X	59
M09300BCL	58
M09300G	58
M09300R	58
M09300R-3	58
M09300RAS	46
M09300RCL	58
M09300RCL-DV	48
M09300R-DV	48
M09300WCL	58
M09300Y	58
M09300YAT	46
M09300YCL	58
M09300YCL-DV	48
M09300Y-DV	48
M09320RCL-X	57
M09320R-X	57
M09320YCL-X	57
M09320Y-X	57
M09350RCL-X	57
M09350R-X	57
M09350YCL-X	57
M09350Y-X	57
M09360BCL	57
M09360G	57
M09360R	57
M09360RCL	57
M09360WCL	57
M09360Y	57
M09360YCL	57
M09370BCL	37
M09370R	37
M09370RCL	37
M09370WCL	37
M09370WCL-NS	18
M09370Y	37
M09370YCL	37
M09400BCL	58
M09400G	58
M09400R	58
M09400RCL	58
M09400WCL	58
M09400Y	58

PART NUMBER	PAGE
M09400YCL	58
M09410R	58
M09410WCL	58
M09410Y	58
M11201R	61
M11201Y	61
M11256R	59
M11256Y	59
M11260R-X	60
M11260Y-X	60
M11300R	60
M11300RAS	46
M11300RCL	60
M11300R-DV	48
M11300WCL	32
M11300Y	60
M11300YAT	46
M11300YCL	60
M11300Y-DV	48
M11303R	53
M11350RCL-X	60
M11350R-X	60
M11350Y-X	60
M16280ABS	60
M16280R	60
M16280RCL	60
M16280Y	60
M16280YCL	60
M16800R	61
M16800Y	61
M16800YCL	61
M20311R	63
M20311Y	63
M20320R	65
M20320RCL	65
M20320Y	65
M20320YCL	65
M20321R	65
M20321Y	65
M20323R	53
M20325	65
M20326	65
M20327	65
M20328	65
M20330R	64
M20330Y	64
M20332R	62
M20332RCL	62
M20332Y	62
M20332YCL	62
M20340R	65
M20340Y	65
M20341R	65
M20341RCL	65
M20341WCL	32
M20341Y	65
M20341YCL	65
M20343R	53
M20343RCL	53
M20343Y	53
M20343YCL	53
M20344CH-RCL	56
M20344CH-WCL	32
M20344CH-YCL	56

PART NUMBER	PAGE
M20344RCL	56
M20344YCL	56
M20350R	65
M20350RCL	65
M20350RY	65
M20350Y	65
M20350YCL	65
M20355	65
M20356	65
M20357	65
M20358	65
M20361R	64
M20361RCL	64
M20361Y	64
M20361YCL	64
M20372BRCL-4	36
M20372BRCL-8	36
M20374PMK	34
M20378Y	36
M20378Y-15EXT	36
M20378Y-30	36
M20379BCL	33
M20379RCL	33
M20379WCL	33
M20379YCL	33
M20380BCL-SP	33
M20380RCL-SP	33
M20380WCL-SP	33
M20380YCL-SP	33
M20383BCL	35
M20383RCL	35
M20383WCL	35
M20383YCL	35
M20384BCL	35
M20384BRCL	35
M20384BWCL	35
M20384GYCL	35
M20384RCL	35
M20384RWCL	35
M20384WCL	35
M20384WYCL	35
M20384YCL	35
M20385YCL	34
M20386BCL	34
M20386BRCL	34
M20386RCL	34
M20386RWCL	34
M20386WCL	34
M20386WYCL	34
M20386YCL	34
M20391R	64
M20391Y	64
M20395R	64
M20395Y	64
M23015R	62
M23015RCL	62
M23015R-DV	48
M23015Y	62
M23015YCL	62
M23015Y-DV	48
M27005R	63
M27005RCL	63
M27005Y	63
M27005YCL	63

PART NUMBER	PAGE
M27011Y	62
M27011YCL	62
M27340R	63
M27340Y	63
M34260R	59
M34260RCL	59
M34260Y	59
M34260YCL	59
M34600R	61
M34600RCL	61
M34600Y	61
M34600YCL	61
M36180R	62
M36180RCL	62
M36180WCL	32
M36180Y	62
M36180YCL	62
M42100R	39
M42100Y	43
M42120R	39
M42201R	42
M42201Y	46
M42206	32, 50
M42206-ADHESIVE	32, 50
M42206R	42
M42206Y	44
M42210R	38
M42210Y	38
M42213	50
M42213R	42
M42213RCL	42
M42213Y	46
M42213YCL	46
M42220	42
M42320R	39
M42321	49
M42321R	40
M42322R	40
M42322RCL	40
M42322R-DV	47
M42322Y	43
M42322YCL	43
M42323R	40
M42324	49
M42324-DV	47
M42339Y	43
M42339Y-DV	47
M42341R/Y	52
M42341RYCL	52
M42341Y/Y	52
M42344R	44
M42346R	40
M42347	49
M42348	49
M42354R	39
M42354-X	49
M42354Y-X	43
M42355R	39
M42360R/Y	52
M42361R/Y	52
M42362R/Y	52
M42362RYCL	52
M42363R/Y	52

PART NUMBER	PAGE
M42363RYCL	52
M42365	49
M42365R	40
M42365Y	43
M42701BCL	37
M42701R	37
M42701WCL	37
M42701Y	37
M42705W	38
M42705Y	38
M43253	69
M43253CH	69
M43900	68
M49700	68
M49702	69
M49705	68
M50100-B	68
M50102	68
M50103	69
M50105	68
M50112	58, 69
M50115	35
M50116	35
M50118	58, 69
M50121	34
M50124	19, 69
M50125	48, 68
M50126	17
M50129	26, 69
M50130	70
M50132	58
M50135	26
M50136	26
M50137	35
M50138	35
M50139	34
M50140	10
M50141	35, 68
M50142	35
M50143	35, 68
M50144	35
M50145	34, 68
M50300-B	68
M50303	69
M50305	68
M50310	69
M50311	69
M50312	69
M50400-B	68
M50405	68
M50410	69
M50411	18
M50412	18
M50413	19
M50600-B	68
M50605	68
M50606-X	68
M50607	40, 68
M50700-X	70
M50900	70
M50900-100	70
M50900-X	70
M50901	70

PART NUMBER	PAGE
M50904	70
M50905	70
M50908	70
M50909	47, 70
M50910	70
M50911	70
M50913	47, 70
M50914	5
M50915	4
M50916	54
M50950	70
M50950A-100	70
M50950A-200	70
M50950-X	70
M50951	70
M50951A-100	70
M50953	70
M50960-100	70
M50960-50	70
M50960-5024	70
M56100R	39
M63100R	41
M63100Y	44
M63120Y	45
M63121Y	45
M63122CH-YCL	55
M63122Y	55
M63122YCL	55
M63123Y	54
M63123YCL	54
M63201BCL	37
M63201R	37
M63201WCL	37
M63201Y	37
M63201YCL	37
M63253	69
M63253BLK	69
M63253CH	69
M63254	69
M63318-A	49
M63318-A-GSKT	49
M63318R-A	42
M63318R-A-GSKT	42
M63318RCL-A	42
M63318Y-A	46
M63318YCL-A	46
M63320	50
M63320R	41
M63320RCL	41
M63320Y	44
M63321R-X	41
M63322R	41
M63322RCL	41
M63322R-DV	47
M63322Y	45
M63322YCL	45
M63323R	41
M63323Y	45
M63324	50
M63326DF-X	50
M63326RDF-X	41
M63326YDF-X	44
M63339Y	45

PART NUMBER	PAGE
M63339YCL	45
M63346R	41
M63347	50
M63350	50
M63350R	40
M63350-TAPE	40, 50
M63350Y	44
M63352R-36X	40
M63352R-X	40
M63420R	41
M63420Y	44
M72270R	63
M72270RCL	63
M72270R-DV	48
M72270WCL	31
M72270Y	63
M72270YCL	63
M72270Y-DV	48
M84400	23
M84403-A	28
M84404-A	28
M84405-C	26
M84406-C	26
M84407-B	22
M84408	21
M84409	20
M84410	23
M84411-B	24
M84412-B	24
M84414-BCW	24
M84414-BWW	24
M84415	20
M84416	21
M84417	21
M84418	22
M84419-B	27
M84420-B	27
M84421-B	27
M84422-B	27
M84423-B	27
M84424-B	27
M84425-B	27
M84426	22
M84427-A	22
M84428	24
M844280-A	28
M844280B-BLK	28
M844280B-CH	28
M844282-A	24
M84429-B	27
M84433	25
M84434	25
M84434RW	25
M84435	25
M84436	26
M84437	15
M84438	23
M84439	20
M84440	21
M84441	26
M84442	26
M84443	26
M84444	20

PART NUMBER	PAGE
M85416R	39
M85616R	40
M90061R	51
M90070R	51
M90070Y	51
M90081Y	51
M90450	49, 51
MAXCOOLER-MED	71
MAX-TAG	74
MAXXCOOLER-LG	71
MAXXIMA BANNER	71
MB-9I	71
MBP-12V	70
MCAP-BLACK	71
MCAP-WHITE	71
MEG-1	70
MF-26	71
MF-30A	71
MF-37R	71
MFL-100W	6
MFL-100WCH	6
MFL-100Y	6
MFL-100YCH	6
MGF-124	71
MHL-07HILO	4
MHL-4X6HI	5
MHL-4X6LL	5
MHL-5X7HILO	4
MJ-001	71
MLR-D3020CW	30
MLR-D3020WW	30
MLR-S5050CW	30
MLR-S5050WW	30
MLS-1827-A	29
MLS-1827BL	29
MLS-1827R	29
MLS-1827WW-A	29
MLS-1827Y	29
MLS-2436-A	29
MLS-2436-AD	29
MLS-2436BL	29
MLS-2436R	29
MLS-2436WW-A	29
MLS-2436Y	29
MLS-3654-A	29
MLS-3654BL	29
MLS-3654R	29
MLS-3654WW-A	29
MLS-3654Y	29
MLS-4569-A	29
MLS-4569-AD	29
MLS-78120-AD	29
MLS-96147A-MHE	29
MLS-D18108	30
MLS-D18108WW	30
MLS-D24144	30
MLS-D24144WW	30
MLS-D36216	30
MLS-D36216WW	30
MLS-D45276	30
MLS-D45276WW	30
MPWL-10	9
MPWL-10WALLCH	9

PART NUMBER	PAGE
MPWL-20	9
MPWL-20WALLCH	9
MPWL-30	9
MPWL-30WALLCH	9
MPWL-CARCH	9
MPWL-GLASS10	9
MPWL-GLASS20	9
MPWL-MAG30	9
MPWL-MAGKIT	9
MRD-1	74
MRD-2	74
MRH-1I	18
MS-001	71
MS-003	71
MTBL-10	14
MTBL-UBAR	14
MWBL-1	14
MWL-01B	19
MWL-01GUARD	19
MWL-01HP	19
MWL-01LS	19
MWL-04	18
MWL-05SP	17
MWL-05SPGR	18
MWL-07SP	17
MWL-10SP	19
MWL-10SP-SM	19
MWL-10SP-SMCHR	19
MWL-11HL	18
MWL-12	18
MWL-13	17
MWL-14	17
MWL-16	16
MWL-18-B	16
MWL-19	11
MWL-19Y	11
MWL-20	16
MWL-20FB	16
MWL-20LS	16
MWL-21	16
MWL-22	16
MWL-24SP	15
MWL-25SP	15
MWL-26	11
MWL-27	11
MWL-28	12
MWL-29	12
MWL-30	12
MWL-31SP	10
MWL-33	10
MWL-50SP	13
MWL-57SP	13
PF-240	70
PLB-626	7
PLB-630-A	7
PLB-640	7
R963BLK	31
R963CH	31
R963WH	31
SDL-35R	38
SDL-35Y	38
SDL-50-A	38
SDL-52-A	38



## BR LED LIGHT BULBS

BR LED light bulbs are bulged reflector (BR) lamps that create distribution patterns with wide flood beam angles to provide more than a 45 degree angle for lighting areas. A BR LED light bulb will deliver soft-edged, directional light. BR LED light bulbs are a great energy efficient solution and are great for general household light fixtures, recessed can lighting and/or track lighting, and are perfect for fixtures that use dimmer switches.

MODEL	TYPE	WATTS	EQUIVALENT	LUMENS	LIGHT COLOR	COLOR TEMP	DIMMABLE	PACK COUNT
MLB-BR30120W	BR30	12	75	950	Warm White	3000K	Yes	Single
MLB-BR30120W-02	BR30	12	75	950	Warm White	3000K	Yes	Dual
MLB-BR40140W	BR40	12	75	1100	Warm White	3000K	Yes	Single
MLB-BR40140W-02	BR40	12	75	1100	Warm White	3000K	Yes	Dual
MLB-BR40200W	BR40	20	100	1500	Warm White	3000K	Yes	Single



### DIMMABLE 4" RETROFIT CEILING FIXTURES



MODEL	SIZE	WATTS	EQUIVALENT	LUMENS	LIGHT COLOR	COLOR TEMP
MRL-41200W	4"	12	75	850	Warm White	2700K
MRL-41200NW	4"	12	75	850	Neutral White	4000K

### DIMMABLE 6" RETROFIT CEILING FIXTURES



MODEL	SIZE	WATTS	EQUIVALENT	LUMENS	LIGHT COLOR	COLOR TEMP
MRL-61900W	6"	19	120	1200	Warm White	2700K
MRL-61900NW	6"	19	120	1200	Neutral White	4000K

### DIMMABLE 4" RETROFIT CEILING FIXTURES



MODEL	SIZE	WATTS	EQUIVALENT	LUMENS	LIGHT COLOR	COLOR TEMP
MRL-41250RW	4"	12	75	750	Warm White	2700K
MRL-41250RNW	4"	12	75	750	Neutral White	4000K

### DIMMABLE 6" RETROFIT CEILING FIXTURES



MODEL	SIZE	WATTS	EQUIVALENT	LUMENS	LIGHT COLOR	COLOR TEMP
MRL-61150RW	6"	11	75	750	Warm White	2700K
MRL-61150RNW	6"	11	75	750	Neutral White	4000K

