

## Unit 5 Passion Week--Lesson 11

### NT5.11 Ascension of Christ

**Scripture:** Matthew 28: 16-20; Mark 16: 15-20; Luke 24: 44-53; Acts 1:1-11

**Lesson Goal:** In this lesson we will learn how Jesus appeared to his many disciples over a period of 40 days. This lesson is about the last time Jesus appeared and his return to heaven. Jesus told his disciples that they were to be His witnesses to teach people everywhere about what they had seen Jesus do and what they had heard Jesus say. We will learn that we too are to be His witnesses.

**Introduction:** This is the eleventh lesson in Unit 5: The Passion Week and the Appearances of Jesus. The Passion Week ended with the resurrection of Jesus. He appeared to many disciples over a period of 40 days. This lesson is about the last time Jesus appeared and his return to heaven. It is described by three different people in the Bible--Matthew, Mark, and Luke. The story of the life and ministry of Jesus is told to us in the gospels. The gospels are the first four books in the New Testament. The next book is Acts which tells the history of the beginning of the church. Let's say the names of the gospels plus the book of history--Matthew, Mark, Luke, John and Acts.

#### **Attention Getter:**

Have you ever watched the space shuttle launches? Think about what it takes for humans to go on a trip out of this world. If humans are going to go into outer space it takes lots of plans and preparation, doesn't it? You need a special rocket to get you into outer space. You need a space suit to protect your body from the lack of air pressure. You would need an oxygen tank to breathe. And food that was specially prepared so you would not go hungry. Going into outer space is a lot of work! And of course you would have to wait for the command of mission control. They are the ones who give the countdown--five, four, three, two one..blastoff!

Did you know that Jesus went up into outer space! He did! But He did NOT need a space suit like humans do. Jesus left earth to go back to be with his heavenly Father. We call this the Ascension. Today we are going to talk about what the Bible says happened that day.

#### **Opening Prayer:**

Our Father in heaven, You have told us that your Son Jesus is coming again very soon. When He comes we want to be pleasing to you in everything that we think, say, and do. You have given us the job of telling others about you. Help us to be faithful in carrying the message. Thank you for giving us the Holy Spirit to help us every day until you come again. In Jesus' name, we pray Amen.

**Memory Verse:** Our memory verses are Matthew 28: 19-20 "Go into all the world and preach the good news to all people, making disciples of all nations, baptizing them in the name of the Father, and of the Son, and of the Holy Spirit, and teaching them to obey everything I have commanded you. "

#### **Lesson Video:** <http://youtu.be/CPdUc0IVM4w>

Jesus appeared to many people on several different occasions after His resurrection from the grave. Jesus wanted his disciples to know that He was alive and had risen from the grave! He wanted them to know that He had died on the cross because He was taking the punishment for our sin so that everyone--including me and you --could go to heaven.

The first person Jesus appeared to was Mary Magdalene in the garden. She had been crying because she thought that someone had stolen Jesus' body. When spoke to her she turned and recognized Jesus. What joy she had when she saw Jesus! She ran back to tell the disciples. "I have seen the Lord!"

Just a short time later Jesus appeared to the other women--Mary the mother of James, Joanna, and Salome--who had come to the tomb to anoint the body of Jesus with spices. They too were so happy when they saw Jesus that they fell down at his feet and worshipped Him.

The third time Jesus appeared was to the two disciples who were walking along on the road to Emmaus. Jesus used the Old Testament scriptures to help them understand why He had to die on the cross. The two disciples did not recognize Jesus until he stopped to eat dinner with them. When Jesus broke the bread and blessed it by thanking God, immediately they knew who He was! They were so excited that they returned to Jerusalem telling the disciples what had happened.

On Sunday evening ten of the disciples were gathered together in a locked room to hide from the enemies of Jesus. The disciples were talking about how Jesus had appeared to the women and the two disciples on the road to Emmaus when suddenly Jesus appeared to them. At first the disciples thought that they had seen a ghost but he said to them, "Why are you troubled? Do not doubt! Look at my hands and my feet. It is me! Touch me and see. A ghost does not have flesh and bones as you see that I have!" They were amazed and full of joy. They gave Jesus a piece of broiled fish and he took it and ate it while they were watching. Jesus was truly alive. He was NOT dead.

A week later Jesus appeared again to the disciples. This time Thomas was with them. Thomas had said that unless he touched the nail prints in Jesus' hands and put this hand on Jesus' side that he would not believe. But when he saw Jesus, he knew immediately that it was Him. He fell down and worshipped Jesus and said, "My Lord and my God!"

Another time Jesus appeared to the disciples when they went out fishing. They had fished all night but had not caught anything. Jesus appeared to them on the shore and told them to cast the net out on the other side of the boat. Miraculously the net was full of fish. Then Peter knew it was Jesus. Jesus had fixed breakfast for his disciples on the seashore because He wanted to talk to them. Three times Jesus asked Peter if he loved him. Jesus wanted his disciples to serve Him by telling others about his death on the cross and his resurrection from the grave.

For forty days after Jesus' resurrection He appeared to them many different times. These were very exciting days for the disciples because their Lord Jesus had risen from the dead! There was no doubt that Jesus was alive!

Each time Jesus appeared to his disciples he told them more about why He had died and come back to life again and about God's good plans for them. He gave them many convincing proofs that he was alive. He told them something especially important. Jesus reminded them that He had to go back to heaven to be with the Father.

Once, while eating with them, Jesus commanded, *"Do not leave Jerusalem, but wait for the gift my Father promised, which I have spoken about. John baptized with water, but in a few days you will be baptized with the Holy Spirit."*

Jesus' friends didn't understand what this gift would be. The gift was God's Holy Spirit. The Holy Spirit is one of the personalities of God. God has three persons--God the Father, God the Son and God the Holy Spirit. If Jesus had stayed on earth his physical presence would have been in only one place, but with the coming of the Holy Spirit he could be everywhere at once spiritually. This gift would give the disciples courage, boldness, confidence, ability and power!

Then the disciples began to ask Jesus, *"Lord, will you at this time restore the kingdom to Israel?"*

Jesus answered them, *"It is not for you to know the time when God the Father will do these things. It is only in His power."* The disciples still thought that Jesus was going to free Israel from Roman power and then become their earthly king.

One day Jesus and his disciples walked up on the Mount of Olives. The Mount of Olives is a hill outside the city of Jerusalem. When Jesus was with them on the Mount of Olives, he told them, *"You will receive power when the Holy Spirit comes on you; and you will be my witnesses in Jerusalem, and in all Judea and Samaria, and to the rest of the world."* A witness tells others about things that they saw happen. Jesus wanted the disciples to tell others what they had seen Jesus do and what they had heard Him say.

"I want all the people in the world to know about Me and My love for them," Jesus said. "Teach people everywhere to obey all of My instructions about how to live."

Jesus' disciples may have thought, "We are only a few people. There are millions of people in the world. How could we do a big job like that?" But God's Holy Spirit would be with them and help them!

After Jesus had said these things, He began to rise from the ground! He went higher and higher, right before their EYES. Then a cloud hid Jesus from their view. The disciples continued to stare at the spot where they had seen Jesus go right up into the sky! Imagine how amazed the disciples were! Even though He had told them He was going, they didn't feel ready to see Him leave.

As the disciples gazed upwards, suddenly, two men dressed in white stood beside them, "Men of Galilee, why do you stand here looking into the sky? they asked. "This same Jesus who has been taken from you into heaven, will come back in the same way you have seen him go into heaven."

Jesus' disciples slowly walked back down the hill. They must have felt glad to know that Jesus would come back again. But they probably also felt sad that Jesus was not with them anymore. But then they remembered His promise: "I am with you always." Jesus was still with them, even though they could no longer see Him!

Jesus has gone to heaven but someday He will come back the same way He left. The Bible tells us that Jesus will come back suddenly and without warning! He will come to get His children and take them back to heaven with Him.

The Bible tells us that those first disciples of Jesus obeyed his instructions. They waited in Jerusalem until God sent His Spirit to be with them and help them. Jesus' followers returned to Jerusalem and met regularly for prayer. After the Holy Spirit came, they preached about Jesus every day. And the people they told went to more places and told other people. Soon people in other places were hearing the good news about Jesus! And Jesus was with His friends wherever they went!

Jesus wants everyone in the world to know about His love for them. Jesus' disciples told others about Jesus a long time ago. Now we can tell other people about Jesus. Jesus will help us and be with us, just like He helped His disciples. If we believe in Jesus, we have the gift of the Holy Spirit to help us, too.

Our memory verses are Matthew 28: 19-20 "Go into all the world and preach the good news to all people, making disciples of all nations, baptizing them in the name of the Father, and of the Son, and of the Holy Spirit, and teaching them to obey everything I have commanded you. " " Jesus wanted his disciples and us to preach about Him all over the earth.

Someday Jesus is coming back from heaven in a cloud. Although no one except God knows when this will take place, we do know that God always keeps His promises. Jesus will come back suddenly and without warning. It could be during your lifetime. It could be anytime. If you have received Jesus and become a child of God, you will live with Him forever in heaven!

Will you be glad to see Him when He returns? God wants us to live close to Him so that when He appears, we will not be ashamed of the way we are living. We do not want to be things that are wrong. We want to be ready for His return. Let's tell others about Jesus!

### **Review Questions: "Climb the Ladder"**

*Preparation:* On the back of index cards write a number from 0 to 5. You can also write some bonus cards of 10, 25, or 50 points. Repeat the numbers to make a set of 28 cards—one for each of the review questions below. Tape the cards to the wall with the number hidden from view. Put the cards high off the floor above the reach of the children. You will need to provide a ladder to step stool for children to climb. *Be sure to stand near the ladder while children climb to provide any assistance needed or to ensure safety.*



Say: "In our lesson Jesus ascended into heaven. We are going to pretend that we are ascending into heaven to pay our review game. You will each take a turn climbing the ladder to select a card from the wall. If you answer the review question correctly you (or your team) will get the point listed on the back of the card.

1. Why was the Lord Jesus nailed to a cross? (He gave His life because He was taking the punishment for my sins.)
2. Who was the first person Jesus appeared to on Resurrection Day? (Jesus first appeared to Mary Magdalene in the Garden.)
3. Who was the second group of people Jesus appeared to in the Garden? (Just a short time later Jesus appeared to the other women--Mary the mother of James, Joanna, and Salome--who had come to the tomb to anoint the body of Jesus with spices.)
4. Who was the second group of people Jesus appeared to on Resurrection Day? (The third time Jesus appeared was to the two disciples who were walking along on the road to Emmaus.)
5. What did Jesus do while he walked along the road with these two disciples? Jesus used the Old Testament scriptures to help them understand why He had to die on the cross.)
6. How did Jesus reveal Himself to these two disciples? (He broke bread and blessed it just like He did at the Last Supper.)
7. Who did Jesus appear to on Sunday evening of Resurrection Day? (On Sunday evening ten of the disciples were gathered together in a locked room to hide from the enemies of Jesus and Jesus appeared to them.)
8. At first they were terrified and frightened and thought He was a ghost. How did He convince them it really was Him? (He showed them His hands and feet and let them touch Him. Finally he asked for food.)
9. Who was not with the ten disciples when Jesus appeared to them on the first Sunday evening? (Thomas was not with the ten disciples.)
10. What did Thomas say when he heard that Jesus had appeared to the other disciples? (He would not believe unless he could touch the nail prints in his hands and put his hand in the side of Jesus.)
11. What happened one week later after Jesus' resurrection? (Jesus appeared to his disciples again in the upper room and this time Thomas was with them.)
12. What did Thomas say and do when Jesus appeared to him and the other disciples? (He fell down and worshipped him and said, "My Lord and my God.")
13. How did the disciples feel when they realized Jesus had risen from the dead? (They were excited.)
14. How many days did Jesus walk on earth between His resurrection and His ascension? (Forty days)
15. During the forty days one morning Jesus appeared to them by the Sea of Galilee. What did Jesus do to show His power? (He called to the disciples who were fishing and told them to put their net over the side and they caught a netful of fish.)
16. What did Jesus do for the disciples on the shore of the Sea of Galilee? (He cooked breakfast for them and then talked to them about their new mission of telling people about the gospel.)
17. What did Jesus do with His disciples after He rose from the dead? (He talked and ate with them many times.)
18. Why did the Jesus tell the disciples they would receive when the Holy Spirit came? (He told them that He would send them a helper called the Holy Spirit who would give them power to tell the message of salvation to all the world.)
19. Explain the relationship between the Father, Son, and Holy Spirit. (There is only one God, but He has three personalities. Like the three states of water.)
20. Why was it necessary for Jesus to go back to the Father? (So the Holy Spirit could come. Because Jesus is physical, He could only be in one place at a time. The Holy Spirit can be everywhere at once.)
21. Why is it good for the disciples and us to have the power of the Holy Spirit? (He gives us courage, boldness, confidence, insight, ability, and authority.)
22. How did Jesus go up into Heaven? (A cloud received Him out of their sight.)
23. Who appeared to the disciples after Jesus ascended? (Two angels or men in white appeared to the disciples.)
24. What did the angels or men say? ("Men of Galilee, why do you stand here looking into the sky? they asked. "This same Jesus who has been taken from you into heaven, will come back in the same way you have seen him go into heaven.")
25. When will Jesus come back? (Only God knows the exact time; but it could be any time.)
26. What do you want to be caught doing when Jesus returns? (Doing something good!)

27. What's an important thing to remind yourself each day? (That this could be the day of His glorious appearing!)
28. What command did Jesus give to His disciples just before He ascended into heaven? (Our memory verse which is Matthew 28: 19-20 "Go into all the world and preach the good news to all people, making disciples of all nations, baptizing them in the name of the Father, and of the Son, and of the Holy Spirit, and teaching them to obey everything I have commanded you. "

### **Bible Memory Verse Activity: "Balloon Volleyball"**

Our memory verses are Matthew 28: 19-20 "Go into all the world and preach the good news to all people, making disciples of all nations, baptizing them in the name of the Father, and of the Son, and of the Holy Spirit, and teaching them to obey everything I have commanded you. " " Jesus wanted his disciples and us to preach about Him all over the earth. Let's say our verses again together. Have children locate the verse in the Bible. Read the verse aloud with children several times.



*Procedure:* Divide the class into two teams. Teams sit on the floor on opposite sides of a masking tape line. Review Matthew 28: 19-29 with children and then toss a balloon to any child. Child catches the balloon, says the first word of the verse and then taps the balloon to another child on his or her team. That child catches the balloon, says the first two words of the verse and then taps it across the line to the second team. Children continue tapping the balloon across the masking tape net saying the words of the verse until the verse is completed. When the balloon pops, replace it with another balloon and continue play. Whenever the balloon touches the floor stop play and begin again repeating the verse.

### **Group Learning Activity: "Helium Balloon Launch" (Grades K-5)**

*Preparation:* You will need a helium balloon.

*Say:* "Today we are going to remember the time that Jesus ascended into heaven. We are going to experience something of what the disciples must have felt as they saw Jesus leave this earth."

*Procedure:* Assemble the group of children outside and let the balloon go into the sky. As the kids watch the balloon let them talk about what Jesus' friends must have felt when Jesus did the same thing.



*Optional Activity:* Bring bubble jar with liquid and wire hoops. Let children blow bubbles into the sky and think about how Jesus is in Heaven now.

*Optional Activity:* Make paper airplanes and soar them into the sky. Talk about how we can't get to heaven on an airplane. The only way to Heaven is by believing in Jesus.

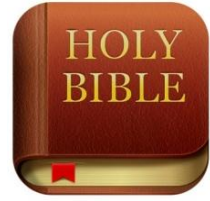
*Say:* "As Jesus ascended into heaven the disciples stood watching. The Bible tells us that when Jesus had ascended into heaven, the disciples worshiped Him and returned to Jerusalem with great joy. There they stayed continually in the temple, praising God. They must have felt sad because now Jesus was no longer with them. But they remembered the words that Jesus had just spoken to them about going to Jerusalem and waiting there to receive the gift of the Holy Spirit. They must have felt overwhelmed at the job of telling everyone in the world about Jesus."

*Say:* "No doubt they recalled the two angels in white robes that appeared to them and the words they spoke. The men said to the disciples, "Why do you stand looking into heaven? Jesus, who was taken up from you into heaven, will come back in the same way you saw Him go into heaven." How comforting to know that Jesus would someday return! The return of Christ was a great motivation to accomplish the task He had given to them to "Go into all the world and preach the gospel." But first they must wait for the coming of the Holy Spirit. He would indwell them and give them great power to tell the message of the gospel beginning in Jerusalem and going to the rest of the world."

## Group Learning Activity: Bible Study: “Understanding Jesus’ Return” (Grades 3-5)

*Preparation:* Print the three cubes below on cardstock. Cut on the solid lines and assemble the cubes. Tape the edges with clear cellophane tape. You will need Bibles, pencils, and spiritual journals.

Say: “If you were one of the disciples how do you think you would feel watching Jesus return to heaven? Do you think you would believe He would return to earth? Why? We can believe Jesus will return to earth. Let’s explore some Bible verses that tell us about Jesus’ return.”



*Procedure:* Place cubes on the table. Select a child to match the colors and fonts of a verse together. Guide the children to locate the verse in their Bibles. Select a volunteer to read the verse aloud. Talk about and apply the verse to Jesus’ return. Continue for additional verses.

- Revelation 22:12-13 *“Look, I am coming soon! My reward is with me, and I will give to each person according to what they have done. <sup>13</sup>I am the Alpha and the Omega, the First and the Last, the Beginning and the End.”* When Jesus returns the second time He will come as a judge. There is the first judgment of the sheep and goats or of salvation. These verses talk about a second judgment of deeds that will determine if what a person has done was for the glory of God or not.
- James 5:8 *“You too, be patient and stand firm, because the Lord’s coming is near.”* We must wait patiently for the return of Christ. We cannot make him come back any sooner. But while we waiting there is much work that we can do to advance His kingdom. We must live by faith and trust Him to come when the time is right.
- 1 Thessalonians 4: 14-18 *“For we believe that Jesus died and rose again, and so we believe that God will bring with Jesus those who have fallen asleep in him. <sup>15</sup>According to the Lord’s word, we tell you that we who are still alive, who are left until the coming of the Lord, will certainly not precede those who have fallen asleep. <sup>16</sup>For the Lord himself will come down from heaven, with a loud command, with the voice of the archangel and with the trumpet call of God, and the dead in Christ will rise first. <sup>17</sup>After that, we who are still alive and are left will be caught up together with them in the clouds to meet the Lord in the air. And so we will be with the Lord forever. <sup>18</sup>Therefore encourage one another with these words.”* When Christ returns all believers—dead and alive—will be reunited, never to suffer or die again. Paul wrote these words to challenge believers to comfort and encourage one another when loved ones die. Because Jesus came back to life so will all believers. All Christians including those living when Christ returns will live forever with Christ forever. All believers throughout history will stand reunited in God’s presence, safe and secure. This is the great hope of believers.
- John 14:1-3 *“Do not let your hearts be troubled. You believe in God[a]; believe also in me. <sup>2</sup>My Father’s house has many rooms; if that were not so, would I have told you that I am going there to prepare a place for you?<sup>3</sup> And if I go and prepare a place for you, I will come back and take you to be with me that you also may be where I am.”* Jesus’ words show that the way to eternal life is secure. If we have trusted in Jesus He has already prepared the way to eternal life. We look forward to eternal life because Jesus has promised it to all who believe in Him. Jesus is preparing heaven for us and will spend eternity with us. Heaven is a real place with many rooms or dwelling places.
- Acts 17:31 *“For he has set a day when he will judge the world with justice by the man he has appointed. He has given proof of this to everyone by raising him from the dead.”* God has already chosen the day that He will judge the world. No one knows what day that is but it is definitely going to occur because God gave us evidence of this by raising His Son Jesus from the dead.
- Luke 12:40a *“You also must be ready, because the Son of Man will come at an hour when you do not expect him.”* Christ’s return will be at a time when it is not expected. This delay is to allow more people to have the opportunity to follow him. In the meantime we have this time as an opportunity to follow Jesus and live a life like Him so that when He comes we will be ready to greet Him joyfully.

Say: "The Baptist Faith and Message says this about the last times: "God in His own time and in His own way, will bring the world to its appropriate end. According to His promise, Jesus Christ will return personally and visibly in glory to the earth; the dead will be raised; and Christ will judge all men in righteousness. The unrighteous will be consigned to Hell, the place of everlasting punishment. The righteous in their resurrected and glorified bodies will receive their reward and will dwell forever in Heaven with the Lord."

Say: "We do not know the exact time or date when Jesus will return to earth. We can trust Jesus will return because He tells us He will."

Have students write what they have learned in their spiritual journals. Pray, thanking God for sending Jesus to be our Savior.

### **Group Learning Activity: "Cloud Experiment" (Grades 2-5)**

*Preparation:* You will need Bibles, pencils, a hot plate with a kettle or a microwave, boiling water, ice, 1 glass jar with a lid, and hairspray.

Say: "In our lesson we learned the Jesus ascended into heaven in a cloud. As the disciples gazed upwards, suddenly, two men dressed in white stood beside them, *"Men of Galilee, why do you stand here looking into the sky?"* they asked. *"This same Jesus who has been taken from you into heaven, will come back in the same way you have seen him go into heaven."* We are going to conduct an experiment today and learn how to make a cloud in a jar. This will help us to recall and retell the story of Jesus' ascension to our families and friends."

*Procedure:* Set out the supplies and follow these instructions:

1. Pour about ½ cup of hot water into the jar. Carefully swirl it around so the sides of the jar warm up.
2. Turn the lid upside down and place it on top of the jar for about 20 seconds.
3. Remove the lid and quickly spray a bit of hairspray into the jar. Put the lid on the jar and place the ice cubes on the top of the lid.
4. Watch the cloud form inside the jar.
5. When the cloud begins to fill the jar, remove the lid to allow the cloud to escape into the air.

*Warning:* Be sure to keep students a safe distance from the heat source and boiling water.



Challenge the students to reproduce this experiment at home with their parents' permission telling their families how a cloud took Jesus out of sight when He ascended into heaven. Emphasize that students should enlist an adult for help with the hot water and jars. Remind students that Jesus' last words included a promise that the Holy Spirit would help them tell the gospel to everyone.

Say: "When Jesus was with them on the Mount of Olives, he told them, *"You will receive power when the Holy Spirit comes on you; and you will be my witnesses in Jerusalem, and in all Judea and Samaria, and to the rest of the world."* A witness tells others about things that they saw happen. Jesus wanted the disciples to tell others what they had seen Jesus do and what they had heard Him say."

Have students summarized what they have learned by writing in their spiritual journals.

## Group Learning Activity: “Holy Spirit is our Guide” (Grades 2-5)

*Preparation:* You will need Bibles, pencils, blindfolds or strips of cloth (one for each pair of students), colored markers, and 2 large sheets of poster board. Write Lead on one sheet of poster board and Quiet on the other.

Say: “In our lesson Jesus promised His disciples that He would send them a helper to give them power to spread the gospel throughout the world. He told them to go to Jerusalem and wait there until the power came upon them. Today we are going to play a game to help us understand why Jesus would send the Holy Spirit as a helper to his disciples.”



*Procedure:* Have each student in your class find a partner. Distribute one blindfold to each pair of students. Explain that one partner will be blindfolded and should stay in the room. The other partner will be the guide and will walk outside with a teacher for instructions.

Explain to the guides that you will hold up two signs during the exercise. If you hold up the Lead sign, they are to speak to help their partners navigate. If you hold up the Quiet, they are to stay totally silent, without any talking.

Bring the groups together and put the blindfolds on the students who remained in the room. Allow each pair of students to take turns walking their partners through the room, navigating around chairs, tables, and other students.

At the end bring everyone back. Ask those who were blindfolded what made the game easier or more difficult.


Say: “When Jesus went up to heaven, He said that He would send a helper. That helper is the Holy Spirit. The Holy Spirit would be a guide to the disciples to help them know where to go and what to say. Trying to go through life without the Holy Spirit is like going through life wearing a blindfold and having no one to help you. As Christians, we received the Holy Spirit when we believed in Jesus. God has promised that the Holy Spirit is ready to help us make decisions and know what to say and do. But if we want the Holy Spirit to help us, we have to put ourselves in the position to hear His voice. We do that by reading the Bible and praying.”

## Group Learning Activity: “Ascension Concentration” (Grades 2-5)

*Purpose:* Play "Ascension Concentration" to recall the meaning and facts about the ascension.

*Preparation:* Prepare 16 identical white clouds made from plain white index cards or use white sticky notes. On the back of each of the cards or the white sticky notes write one of the following messages. Use each message twice.

- Jesus is coming again.
- Jesus ascended into heaven in a cloud.
- Jesus is coming again to take us to heaven.
- Jesus wants us to be His witnesses to everyone.
- Jesus died on the cross and rose again.
- Jesus promised to send the Holy Spirit to help us.
- Jesus proved to His disciples that He was really alive.
- God is really three Persons--the Father, the Son Jesus, and the Holy Spirit.



*Procedure:* Concentration is a card game where all of the cards are shuffled and are laid face down on a surface in orderly rows and columns. All of the cards must have a mate (pairs). Each turn, two cards are flipped over. If the cards do not match, they are both turned back face down. If the cards match, they are left face up and the person who made the match receives a point. It can be played by 1, 2, 3 or 4 people. More than 4 people can be divided into teams.



### Craft Learning Activity: Jesus' Ascension (Grades K-3)

*Preparation:* You will need a 16 oz. blue plastic cup, large ball of cotton or quilt batting, a hole puncher, and yarn string and colored pencils or markers. Print a copy of the drawing of Jesus and the cloud on poster board. Make a copy for each child.

*Procedure:* Have children color the drawing of Jesus and then cut it out. Cut out the shape of the cloud and have students glue a large ball of cotton to the cloud.. Quilt batting can be substituted for the cotton balls. Attach the cloud to a yarn string. Use a hole punch to make holes in the head of Jesus and in the cloud. You can also put a hole in the bottom of the blue cup to allow the yarn to pass through it. Thread some yarn through both and tie to the head of Jesus. Pull the yarn string through the cloud to make Jesus disappear into the cloud.



*Optional:* Print the colored template of the ascension of Jesus below. Have students cut out the picture of Jesus and the cloud and add to the top of the picture.

### Craft Learning Activity: "Pinwheel Messages" (Grades K-3)

*Preparation:* You will need foil wrapping paper, rulers, scissors, pennies, dowel sticks or unsharpened pencils with erasers, thumbtacks, curling ribbon, craft beads, and permanent markers. You may wish to copy the directions for making the pinwheel below for each student or adult leader.

*Say:* "In our lesson today Jesus told the disciples that they were to tell the message of salvation to all the people of the earth. How do you think you would feel if you were watching Jesus return to heaven? (Amazed, excited, confused, hopeful) Why? (Amazed at seeing Jesus ascend into heaven; Excited about the coming of the Holy Spirit; Confused as to how the mission of telling the gospel to the world would be accomplished; Hopeful about Jesus' promise to come again.) We can believe that Jesus will return to earth someday because He promised His followers He would. Jesus does not want us to keep it a secret that He will return to earth. Let's make pinwheel message to tell people about Jesus; return to earth."




*Procedure:* Distribute the supplies. Cut an 8 inch square of wrapping paper. Draw two lines from corner to corner forming an X in the center of the square. Place a penny in the center of the X and trace around. Fold all 4 corners of the square to the center circle. Fold and crease. Cut between each fold stopping just before the penny circle. Bend but do not fold, 1 point of each cut to the center. Overlap the center points just a little. Insert a thumbtack through the points and into the pencil eraser. Guide the children to write "Jesus will return someday" on the open portions of the pinwheel. Decorate the pencil with ribbon. Or you can use a dowel stick and insert the thumbtack into the end of the stick. (See direction sheet below.)

### Craft Learning Activity: "Ascension Twirler" (Grades K-3)

*Preparation:* You will need large index 5" x 7" cards or paper rectangles, colored markers, cellophane tape, and plastic drinking straws.

*Say:* "In our lesson today Jesus promised that the Holy Spirit would come and help people. Acts 1:8 But you will receive power when the Holy Spirit comes on you; and you will be my witnesses in Jerusalem, and in all Judea and Samaria, and to the ends of the earth." We are going to make twirlers to remind us that Jesus went up into heaven but will return one day."

*Procedure:* Have students fold their note cards in half. Explain that the folded edge will be the top of the twirler. Have students draw a picture on one side of the card showing Jesus standing on the ground. On the other side of the folded index card draw a picture of Jesus rising up and a cloud beginning to cover Him. When the students' pictures are complete, direct them to tape the side edges



together, making a pocket. Demonstrate slipping the folded and taped card over the top of a plastic straw and taping the straw to both sides of the card. Tell the students to roll the straws quickly between their palms and watch the figure of Jesus go up into the clouds and back down.

Say: "Keep your twirler to remind you that just as Jesus ascended up into heaven in a cloud, He has promised to come again in the same way. Jesus will keep this promise to us. You can use your ascension twirler to tell others about Jesus and His return to earth."

### Craft Learning Activity: "Movie Poster" (Grades 2-5)

Preparation: Each student will need 11" X 17" paper and colored markers. You may wish to provide other materials such as cotton balls and yarn or scraps of fabric.

Say: "In our lesson today Jesus told the disciples that they were to tell the message of salvation to all the people of the earth. How do you think you would feel if you were watching Jesus return to heaven? (Amazed, excited, confused, hopeful) Why? (Amazed at seeing Jesus ascend into heaven; Excited about the coming of the Holy Spirit; Confused as to how the mission of telling the gospel to the world would be accomplished; Hopeful about Jesus' promise to come again.) We can believe that Jesus will return to earth someday because He promised His followers He would. Jesus does not want us to keep it a secret that He will return to earth. Let's make "Jesus Will Return" movie posters to tell people about Jesus return."

Procedure: Guide the children to design movie posters and advertisements telling of Jesus' return. Encourage the children to dramatize their movie advertisements. Brainstorm with the children a list of phrases they could use on their posters. Examples might include: Jesus talks about God's Love. Jesus died on the cross. Jesus goes back to heaven. Jesus promises to be with us always. Jesus promises to send the Holy Spirit. Jesus gives salvation to those who believe."

Read Matthew 28:19 aloud. What does Jesus want us to do? Who are some people you know who tell others about Jesus? What do these people do? Who can you tell about Jesus? What are some thing you could tell your friends about Jesus? Besides talking with your friends, what are some other ways to help your friends learn to love and obey Jesus?

Say: "We do not know the exact time or date when Jesus will return to earth. We can trust Jesus will return because He tells us He will." Pray by thanking God for sending Jesus. Display movie posters in prominent place.



### Craft Learning Activity: “Megaphone”

Purpose: To have children make a paper megaphone to shout the news of the gospel to everyone

Preparation: Each child will need a large sheet of poster board, a stapler or glue, colored markers or crayons or you can use paper towel rolls.

Procedure: Give each child a large sheet of poster board. Help them roll the poster board into a cone shaped megaphone. Staple or glue the cone together.

Decorate the megaphone by drawing diagrams or symbols of salvation. Students can also print messages on the megaphone such as “Go tell it!” Decorate the megaphone with markers or crayons. Another idea is to use paper towel rolls as megaphones.



Say: “You are to use your megaphone to “shout” the news about Jesus and what He said and did for us on the cross.”

### Life Application Challenge: “Domino Chain Reaction”

Preparation: Set up the dominoes in a long line on a table ahead of time, then topple them during the challenge time.

Say: “Jesus gave the disciples the Great Commission in Matthew 28:19-20. What does Matthew 28:19-20 tell us to do? (Make disciples, or tell people about Jesus.) What does “making disciples” mean? (Making disciples means to help people know Jesus and want to obey Him. The disciples were to go into all the world and preach the gospel. The disciples were few, so how could they take the story of Jesus to the whole world? Well, it is the same as it is with the dominoes. It starts with one person. One person tells another and he tells another, and another, and another until the whole world has heard that Jesus is risen from the dead and he is Lord.”



Say: “What are some things you could tell other people about Jesus? (Jesus loves everyone and wants them to go to heaven with him. Jesus died on the cross to pay for our sins or to pay for what we have done that is wrong. Jesus wants us to believe in Him or trust Him.)

Say: “Who could you talk to about Jesus this week? What do you think is important for people to know about Jesus? Volunteers can tell the names of the people they want to talk to. Tell group that we need to pray for those people that are mentioned that they will want to learn about Jesus. Close by leading children in prayer, thanking Jesus for His love for us and asking for His help to tell others that He loves them, too.


## Jesus Goes Back to Heaven



**Matthew 28:19-20**


**“Go and make disciples of all nations, baptizing them in the name of the Father and of the Son and of the Holy Spirit, and teaching them to obey everything I have commanded you.”**

# Jesus Returns to Heaven



The 11 apostles went to Galilee to the mountain.

Help them on their way.


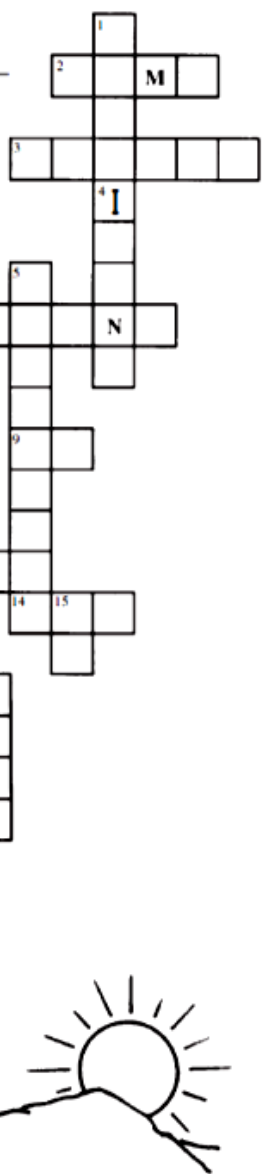


Fit the words into the crossword grid. Then use the words from the grid to complete the story below.

“ \_\_\_\_\_ ”  
 12A                      11                      10                      8  
 \_\_\_\_\_ , \_\_\_\_\_  
 5                      15                      7                      6                      1  
 \_\_\_\_\_  
 12D                      9                      16A                      2                      15

\_\_\_\_\_                      \_\_\_\_\_                      \_\_\_\_\_                      \_\_\_\_\_                      \_\_\_\_\_                      \_\_\_\_\_  
 16 A                      3                      10                      15                      16A                      14                      10  
 \_\_\_\_\_                      \_\_\_\_\_                      \_\_\_\_\_                      \_\_\_\_\_                      \_\_\_\_\_                      \_\_\_\_\_  
 15                      16A                      19                      18                      10                      20

\_\_\_\_\_                      \_\_\_\_\_                      \_\_\_\_\_  
 12D                      16D                      17  
 \_\_\_\_\_                      I                      \_\_\_\_\_  
 13                      4                      21  
 \_\_\_\_\_  
 23  
 \_\_\_\_\_ ”  
 22



to go of in all the and you Son have Holy obey them  
 make name Spirit Father nations teaching disciples Therefore baptizing commanded everything

\_\_\_\_\_ ”  
 22  
 O \_\_\_\_\_  
 23




*Jesus' Ascension Craft*


**Jesus Lives**









- What did Jesus promise before He went to heaven?
- What is the good news about Jesus you can thank God for?



# PINWHEEL MESSAGES



Cut an 8-inch square of wrapping paper.  
Draw lines from corner to corner (as shown).



Place a penny in the center of the X and trace around.



Fold all 4 corners of the square to the center circle.  
Fold and crease.



Cut between each fold, stopping just before the penny circle.  
Bend, but do not fold, 1 point of each cut to the center.  
Overlap the center points just a little.



Insert a thumbtack through the points  
and into the pencil eraser.



Guide the children to write "Jesus will return someday"  
on the open portions of the pinwheel.  
Decorate the pencil with ribbon.



Sunrise



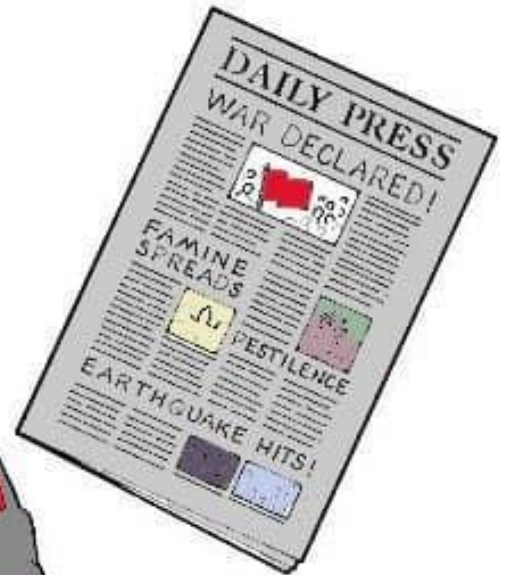
The Savior's Second Coming



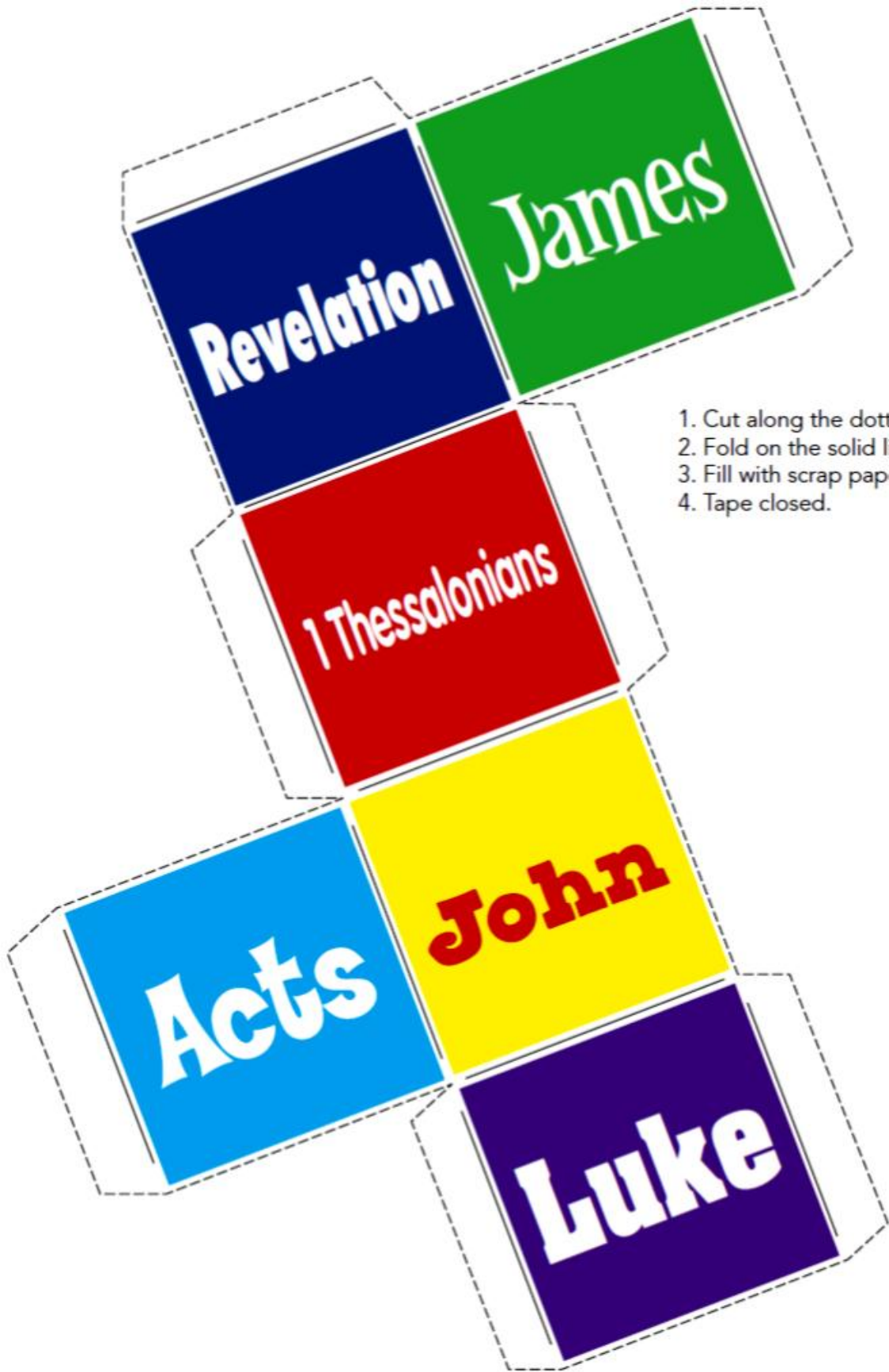
Fallen temple



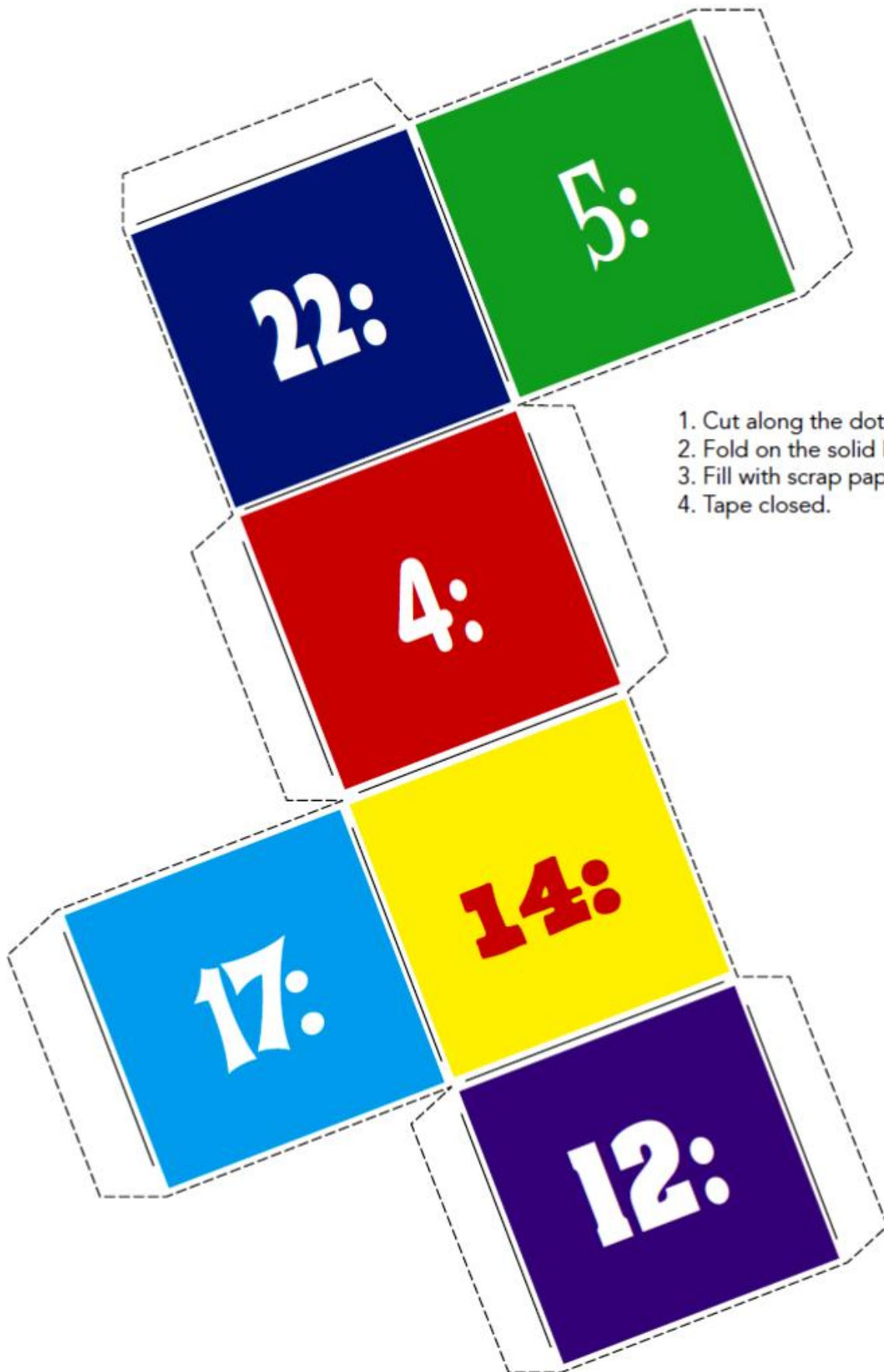
Jesus Christ teaching some of His disciples



War, famine, pestilence, and earthquakes



1. Cut along the dotted lines.
2. Fold on the solid lines.
3. Fill with scrap paper.
4. Tape closed.



1. Cut along the dotted lines.
2. Fold on the solid lines.
3. Fill with scrap paper.
4. Tape closed.

