

## Unit 6 Early Church--Lesson 2

### NT6.2. A Lame Man is Healed

**Scripture:** Acts 3:1-4:4

**Lesson Goal:** In this lesson we are going to learn about the beginning of the church and the First Church Family. In this lesson we will see how Peter and John healed a lame man in the temple and gave all the glory to God. Children will learn that it is important to give God all the glory. They will talk about how they can serve God and give Him glory by serving others.

**Introduction:** This is the second lesson in Unit 6: The Early Church. This unit covers Acts 1-12 and tells the story of the apostles spreading the gospel in Jerusalem and Samaria. This lesson is about Peter and John healing a lame man at the Temple gate and how they gave all the glory to God. It is described by Luke in the book of Acts. Acts tells the story of the history of the church. Let's say the names of the gospels plus the book of history--Matthew, Mark, Luke, John and Acts.

#### **Attention Getter:**

How do you feel when you win a prize? It is good to be glad when you work hard and accomplish a goal. But do you sometimes feel you are a little better than some other children? Just because you work hard and win does not mean you are better than others, right?

Here is a boy who got an A+ on his paper. He is excited that he did so well but instead of being grateful, he begins to brag about how smart he is! He is taking all the credit for his grades and making other people feel bad.

Do you think that when someone pays you a compliment for something you have done well, that you should brag? Should you think that you deserve all the credit, and pat yourself on the back? NO!

When God provides something for you or helps you do something, we should remember to give honor to God for what He does in your life, not take the credit for ourselves. We honor God by thanking Him for what He has done and by telling others how great He is.

#### **Opening Prayer:**

"Dear Father in heaven, we want to give you all the glory and honor that's due to you. Please forgive us for taking credit for things You have done. You are so good and kind to us. Thank you for giving us so many wonderful things. You love us so much that you have given to us the gift of eternal life. Help us to praise and obey You. In Jesus' name. Amen."

**Memory Verse:** The memory verse is Revelation 4:11a "Our Lord and God, You are worthy to receive glory and honor and power."

**Lesson Video:** <http://youtu.be/PZwpdaSx6PI>

*When Jesus went back to heaven, he told the disciples that he had a big job for them to do. Jesus said, "Go and make disciples of all nations, baptizing them in the name of the Father, and the Son, and the Holy Spirit, and teaching them to obey everything I have commanded you. And I am with you always, to the very end of the age." Matthew 28:19-20.*

Jesus knew they could not do this by themselves so He promised to send the Holy Spirit to help them. He told them to go into Jerusalem and wait until He gave them the Holy Spirit. Forty days later, the Holy Spirit came just as Jesus had promised. While the disciples were praying, a great wind began to blow and flames of fire began to be on the heads of everyone. The fire was shaped like tongues and it was the Holy Spirit.

The Holy Spirit gave the disciples great power and boldness to tell others about God and the gift of salvation.

A miracle happened. The disciples—Peter, James, and John could talk in many different languages. The city was full of people from many lands. They all heard the message about how Jesus had come and had died and wanted to give them eternal life!

Many people heard Peter and John preach and they were saved. Three thousand people believed and were baptized in one day. The number of people in the church grew and grew. They were very happy. They went from house to house singing, praising God, listening to the Peter and John preach, and praying. They loved each other very much. Every day Peter preached in the Temple. The people were so excited that the crowds just got bigger and bigger. Many people came to hear about how Jesus had come from heaven. That He had died on the cross for their sins and now had gone back to heaven.

One day Peter and John went to the Temple church. It was 3 o'clock in the afternoon. This was the time for the daily prayer service. At the Temple gate called Beautiful Gate was a man who had been crippled all his life. Every day for forty years he was carried to this gate to beg for money. He would ask for money from the people going into the church.

The man saw Peter and John going into the Temple and asked them for money. Peter and John looked straight at him and said, *"Look at us!"* The man looked at them; he thought they were going to give him some money. But Peter said, *"I don't have any silver or gold, but I do have something else I can give you: In the name of Jesus Christ —stand up and walk!"*

Then Peter took the man's right hand and lifted him up. Immediately, the man's feet and ankles became strong.

He jumped up, stood on his feet, and began to walk. The crippled man had asked for money but Peter gave him something much better. This was a miracle from God. A miracle is something that only God can do.

Now it would have been easy for Peter to take credit for what God had done. But he knew that the healing came through the power of the Holy Spirit, not his own power. Instead Peter gave the honor and praise to God. The man who had been healed was so excited that he couldn't sit still. He went into the Temple with Peter and John, walking and jumping and praising God.

All the people were amazed to see him. They knew he was the crippled man who always sat by the Beautiful Gate begging for money. Now they saw this same man walking and praising God. They could not understand how this could happen. All the people were amazed and ran to Peter and John.

When Peter saw this he said to them, *"Why are you surprised? You are looking at us as if it were our own power that made this man walk. Do you think this happened because we are good? No!"*

Then Peter began to give the honor to God. He said, *"God gave us Jesus, but you had him killed. You told the governor to kill Him. But God raised Him from death. We saw this happen. It was the power of Jesus that made this crippled man well. This happened because we trusted in the power of Jesus. You can see this man and you know him. He was made completely well because he trusted in Jesus. You all saw it happen!"*

Peter told them that they could change their hearts and lives too. He explained that Jesus is the only way to be in Heaven. Jesus says that the only people who will go to heaven are those who believe that He died on the cross for their sin. Peter showed who gave him the authority and the power to heal. It was God! Peter did not take credit for healing the man, but it was God working through them. That was why he said, *"In the name of Jesus rise up and walk."*

When God does something spectacular in your life, be sure to give him the honor. Instead of bragging when someone compliments you, say, "Thank you" and "It was God who helped me." Remember When God helps you through a hard time, or uses you to help someone else with a problem, let's thank God. Then we can honor God by praising Him as you share with others what He did.

This week honor God by thanking Him and telling Him how much you appreciate Him. These children are giving thanks through prayer. You can also praise God through songs. This girl is singing praises to God as she is swinging. Then share your appreciation of God with someone else, so they can see how great God is? These people are admiring God's creations. Remember Give honor to God.

### **Review Questions/ Game: Pop the Question**

*Preparation:* You will need balloons and slips of paper.

*Procedure:* Write the review questions on separate slips of paper and insert them into balloons. Blow them up. Let the children pop a balloon one at a time and answer the questions.



*Variations:* Insert numbers that correspond to a list of questions. OR: Put the game point values on slips of paper in the balloon. So, for every right answer they can pop a balloon and see what points their team gets.

1. Why did Jesus tell the disciples to go into Jerusalem and wait? (He wanted them to wait for the coming of the Holy Spirit who would give them great power.)
2. What signs did the Holy Spirit have when he came upon the disciples? (There was a great wind and tongues of fire.)
3. What power did the Holy Spirit give to the disciples? (The Holy Spirit gave the disciples great power and boldness to tell others about God and the gift of salvation. He enabled them to speak in many different languages.)
4. How many people were saved on the first day of the church? (Three thousand people believed and were baptized.)
5. What did the church do everyday when it first began? (They went from house to house singing, praising God, listening to the Peter and John preach, and praying. They loved each other very much.)
6. Why was the man begging at the temple gate called Beautiful? (Sitting at the temple gate was a good location to beg because many people thought that giving money to the poor would gain them favor with God.)
7. How long had this crippled man been coming to this gate called Beautiful? (He had been brought there every morning for the past 40 years.)
8. What would your life be like if you couldn't walk? What would your social life be like? How would things be different for you economically? How would you feel if you were in his condition? (You would feel hopeless and totally dependent upon others. You would not be able to do things for yourself.)
9. How was it possible for the disabled man to survive? (He depended totally on his friends to help him.)
10. What did the disabled man ask Peter and John for? (He asked them for money)
11. Is what the man wanted, what he needed most? (Money would not solve his need to walk.) What did the man at the Beautiful Gate need most: money or the physical healing of his legs? (Legs!)
12. What was the lame man's reaction after he was healed? (He jumped up and praised God.)

13. How did people respond to the lame man's enthusiastic reaction to his healing? (They were amazed and awed by God's power.)
14. Why did Peter not take credit for healing the lame man? (He knew that it only by the power of the Holy Spirit not Peter himself.)
15. What did Peter start doing when people asked him about the healing of the lame man? (He began to explain to them the purpose of Jesus' coming to earth and the gospel plan of salvation.)
16. Why do you end your prayers with the phrase, "In the name of Jesus. Amen?" Does that actually do any good? (It is Christ himself, not merely the sound of his name, who gives our prayers their power.)
17. How can God heal us today? (God can miraculously heal if He chooses. Often He uses doctors and medicine to help us but in the end it is really God who heals us! Sometimes, a person may not get better. It does not mean that God does not love them, or hear their prayers. God may have another purpose in mind (and we may never know what it is).)
18. What reaction will other people have if you are enthusiastic about what God has done for you? (We will be a positive influence on others.)

### **Bible Memory Verse Activity: Hopscotch Square**

Say: "Our memory verse is Revelation 4:11a "Our Lord and God, You are worthy to receive glory and honor and power". This verse means that we will give thanks to God and give Him the credit for doing the good things in our life. Let's say that verse again together."

Procedure: Have children locate the verse in the Bible. Read the verse aloud with children several times. Use a hopscotch board or make one yourself with masking tape on the floor. Put a phrase or word from the verse on each square of the board. Play hopscotch and as the student hops have the group say the verse together. As the students play, say "Aren't you thankful that God has given you legs to hope today? It would be difficult to play this game if you could not stand or walk."



### **Group Learning Activity: Reenact the Story (Grades K-5)**

Preparation: Provide simple Bible times clothing (long length of fabric tied with sash and sandals, etc.)

Procedure: Reenact the story. Players: 2 friends, lame man, sinner, Peter, John, and people. Use the following scenes:

1. "Friends" bring lame man to temple and drop him off by the entrance.
2. "Sinner" comes along and says, "Maybe God will forgive me of my sins if I give this poor beggar some money." and then drops some coins in a cup.
3. Peter and John come along.
4. Lame man asks Peter and John for money.
5. Peter says, "I don't have any money, but I can give you something much better! In the name of Jesus, get up and walk!" Then Peter takes the man by the hand and lifts him up to his feet.
6. Lame man jumps up and starts leaping around and goes into the temple praising God.
7. All the people are amazed and start praising God, too. Then they stop and stare at Peter with wonder in their eyes. They are thinking to themselves, "Wow, Peter must have some magical powers!"
8. Peter says, "Why are you all staring at me? It was God who healed this man. His faith in Jesus made the lame man walk!"

## Group Learning Activity: “Bible Password” (Grades 2-5)

Preparation: You will need paper strips, pen and a paper bag. Write the following Bible words or phrases on each of the strips of paper and place in the paper bag. Words or Phrases to use include: Lame man, Peter, John, Holy Spirit, Beautiful Gate, money or coins, jump, praise God, temple, etc.

Say: “Today we are going to play a game called “Password.” The words that we are trying to guess all come from our Bible lesson today.”



Procedure: Ask for two volunteers to begin the game. One of the volunteers will select a word from the bag and then give a one-word clue about the word without using the word or a form of the word in the clue. For example, the word “entrance” might be clue for the word “gate.” The other volunteer will take a guess. If he guesses incorrectly then the first volunteer can give another clue. Continue until the correct answer is given. Play again with two more volunteers until everyone has had at least one turn or all the words have been guessed. Be sure to discuss each word and how it is used in the Bible lesson.

## Group Learning Activity: Dramatic Play “Body of Christ” (Grades K-5)

Preparation: You will need scissors, “tie-able” shoe, blindfolds, spoons, pudding, paper towels, gift boxes, tape, gift wrap, and 4 index cards. You will need to write the following phrases on each index card: (1) Right hand—may only use right hand. (2) Left hand—May only use left hand. (3) Eyes—may only watch and whisper to the “mouth” players what to say. (4) Mouth—you may only say what the “eyes” player tells you to say.

Say: “How does being a part of a team help everyone? (Each person has a special job to do.) In what way is a church like a team? (We all have different jobs and functions but together we form the church.) Peter and John shared God’s Word so people may know God. How were Peter and John a part of the work of the church? What did their actions do to help the church? (They were the preachers but they needed all the others to do the other work of the church.) Have you ever thought about the different parts of your body and how they work together? Think about your hands. What if your hand did not want to help you do something? How would that impact your life?”

“Let’s do some role-playing where we serve as different parts of your body and how they work together? I’ll assign everyone a body part. You may only do what that part of your body does. Let’s see if we can work together to accomplish a task.”

Procedure: Divide group into a team of 4 players. Distribute the index cards with the directions for the “hand” and “mouth” players. Challenge the team to complete the following tasks:

### *Assignment 1: Tie a shoe*

Blindfold the “hands” and “mouth” players. Place an untied shoe on the floor. Guide the children to work together to tie the shoe, following the direction of the “eyes” and “mouth” players.

### *Assignment 2: Feed a Friend*

Distribute the index cards (the eyes card is not needed for this activity/)

Blindfold the “hands” players.

Say: “Hands”, your task is to feed this pudding to the “mouth.”

Right hand only use right hand. Left hand only use left hand. Mouth may talk to help the “hands” know where he is located.

### *Assignment 3: Wrap a Gift*

Distribute the index cards with the assignment for hands and mouth players.

Say: “Your team must work together to wrap this box. You may only use the body part assigned to you. Blindfold the “hands” and “mouth” players. Place the items on the table. Guide the children to work together to wrap the gift, following the direction given to them by the “eyes” and “mouth” players.


Say: "God has designed our bodies to accomplish tasks for which He created us. God has a plan for the church. He wants everyone to be a part of the work of the church. When we all work together, the church is stronger and able to accomplish God's plan."

### **Group Learning Activity: Bible Study "God Heals" (Grades 3-5)**

*Purpose:* To understand the Jesus gave his disciples the power to heal.

*Preparation:* Students will need Bibles, pens or pencils, and spiritual journal.

Say: "Today we are going to look up verses about God healing through the disciples."



*Procedure:* Help students locate the following verses of scripture. Read verses aloud. You can divide the group into pairs, groups or work as a whole group based on the size of your class.

- *Luke 9:6* "So they set out and went from village to village, proclaiming the good news and healing people everywhere." Jesus sent his disciples out two by two to tell everyone about the coming of the Messiah and the good news of salvation. Their job was to go everywhere preaching Christ. It was not their responsibility for the response they would receive. Some would believe and others would not.
- *Mark 6:12-13* "They went out and preached that people should repent. They drove out many demons and anointed many sick people with oil and healed them." The disciples were to preach "repentance" which means that a person realizes that their sin has offended God and ask for his forgiveness and then turns away from committing that sin again.
- *Acts 3:6-7* "Then Peter said, "Silver or gold I do not have, but what I do have I give you. In the name of Jesus Christ of Nazareth, walk." Taking him by the right hand, he helped him up, and instantly the man's feet and ankles became strong." The cripple man asked for money but Peter gave him something much better. We often ask for help with a small problem when God wants to give us a whole new life. Peter performed the miracle in the name of Jesus Christ which means by the authority of Jesus Christ. This means the miracle was performed not in their power but the Holy Spirit's power.
- *Acts 5:16* "Crowds gathered also from the towns around Jerusalem, bringing their sick and those tormented by impure spirits, and all of them were healed." The healing miracles were part of the establishment of the early church. They attracted new believers. They confirmed the truth of the apostle's teachings and the demonstrated the power of the Jesus who was resurrected from the grave and was now with his followers.
- *Acts 8:7* "For with shrieks, impure spirits came out of many, and many who were paralyzed or lame were healed." Jesus and his disciples drove out many demons during his ministry here on earth. Demons are the evil spirits ruled by Satan. These demons caused people to be blind, deaf, or insane. Jesus has more power than Satan and can drive out these evil forces and give people new life in Him.
- *Acts 9: 17-18* "Then Ananias went to the house and entered it. Placing his hands on Saul, he said, "Brother Saul, the Lord—Jesus, who appeared to you on the road as you were coming here—has sent me so that you may see again and be filled with the Holy Spirit." Immediately, something like scales fell from Saul's eyes, and he could see again. He got up and was baptized." When the Apostle Paul saw Christ on the road to Damascus, he was blinded when a light shone from heaven. He was told to go to city and wait for the disciple Ananias. Ananias through God's power was able to restore Saul's sight when he believed in Christ as his Savior.
- *Acts 14:8-10* "In Lystra there sat a man who was lame. He had been that way from birth and had never walked. He listened to Paul as he was speaking. Paul looked directly at him, saw that he had faith to be healed and called out, "Stand up on your feet!" At that, the man jumped up and began to walk." Paul and Barnabas were on their first missionary journey.

When they entered the town they healed a lame man. This caused such an uproar in the town that Paul were beaten and stoned and left for dead.

- *Acts 28:8-9* "His father was sick in bed, suffering from fever and dysentery. Paul went in to see him and, after prayer, placed his hands on him and healed him. When this had happened, the rest of the sick on the island came and were cured." Paul was being taken to Rome for trial and became shipwrecked. They landed on the island of Malta where Paul a prisoner performed this miracle. Many came to know the Lord as a result.

Say: "Miracles are supernatural events that occur outside the bounds of what is natural. By definition, they are rare and out of the ordinary. The apostles certainly had the gift of miracles as they laid the foundation of the church (Ephesians 2:20) and bore witness to the veracity of their message. They were able to cast out demons, raise the dead (Dorcas), and heal people. This gift of miracles ceased with the office of the apostles. We no longer have the need to verify God's power through miracles. We have the written Word of God. God still performs miracles but not in the same manner as in the early church."

Have students record what they have learned in their spiritual journals.

### **Group Activity Lesson Application: Three Legged Race (Grades 2-5)**

Preparation: You will need a large playing area, brown grocery bags or large plastic bags or recyclable grocery bags.

Procedure: Have children choose partners. Partners are to line up at one end of the room. Hand each pair of children a brown paper grocery bag.

Say: "Let's have an unusual race. Stand next to your partner and lock arms. Then each partner will put one foot in the grocery bag. When I say "go" walk with your partner to the other end of the room, tap the wall, and return to the starting line."

When children have finished, ask the students: Say: "Was this race hard or easy? (Hard, because our legs were in the bag; Easy because we helped each other.) How did you help each other get to the wall and back? (We held each other's arms; we stepped at the same time.) What would it be like to have people actually help you walk? (It would be hard; I wouldn't like it.) Not being able to use your legs would be hard, and you might need people to help you. In our lesson today, the lame man needed people to help him his whole life. Can you see why he was so happy that he praised God for healing him?"

### **Group Learning Activity: "Walk, Run, Jump" (Grades K-3)**

Preparation: You will need a 10-12 foot rope.

Say: "Our Bible lesson was about a man who could not walk right. The man could not walk. The man asked Peter for money. Peter knew a better way to help the man. God made the man's legs well. Then the man walked and jumped and thanked God! Let's use our legs to walk and jump."

Procedure: Place the rope in a straight line on the floor. Have children stand facing the rope and then jump back and forth over the rope. Ask children to walk along the rope from end to end in a variety of ways such as walking backwards, jumping, tiptoeing, crab crawling, skipping, hopping, etc. If desired, you can write these different ways to move on index cards and let a child select a card to tell the group how to go walk on the rope.

Say: "Luke 11:28 says "He replied, "Blessed rather are those who hear the word of God and obey it." When we hear the stories and lessons from the Bible God wants us to obey His teachings. Peter and John helped the lame man by healing his legs with the power of the Holy Spirit. Helping others is a way to obey God's Word. How can we help others? (Answers will vary.)

### **Group Learning Activity: “Connected to the Source” (Grades 2-5)**

Preparation: You will need a flashlight with working batteries and a small piece of paper. Before the activity begins, place a piece of paper on top of the top battery in a flashlight so no power gets to the bulb. Be sure the flashlight turns on when the paper is removed but stays off with the paper in place.

Procedure: Show the flashlight to the class. Ask a student to turn the flashlight on. Say: “As soon as the flashlight is on, stand up and shine it for everyone to see.” When it doesn’t come on, ask someone else to try. After several tries, encourage a child to take the flashlight apart. When they see the paper, have them remove it and try the flashlight again.



Say: “Why didn’t the light come on at first? (The paper was in the way.)” How did you feel when the flashlight didn’t work? (frustrated, wondering why, etc.) From where does the flashlight get its power? (the battery). Why couldn’t the power get to the bulb? (The paper was in the way.)


Read aloud Acts 4:31 “After they prayed, the place where they were meeting was shaken. And they were all filled with the Holy Spirit and spoke the word of God boldly.”

Say:” What does this text tell us about the Holy Spirit’s power and courage? (To be filled with the Holy Spirit we must pray. He gives us power and courage.) How can you learn more about God’s power? (We can pray and study God’s Word.) We need the power of the Holy Spirit to share the message of the gospel with everyone!

### **Group Learning Activity: Game: “Power Play” (Grades K-3)**

Preparation: You will need a fan made from a paper folded accordion style and an electric fan.

Procedure: Make a fan out of thick paper. Fold it accordion style and fan the air with it. Try to move a pencil or other small object by making a breeze with your fan. What happens? Next, use an electric fan. What happens? The electric fan is like the power of the Holy Spirit. It gets work done. How is electricity like God’s power? Which is stronger? (God’s Spirit is much more powerful than our ability alone.)



Read Zechariah 4:6 “So he said to me, “This is the word of the Lord to Zerubbabel: ‘Not by might nor by power, but by my Spirit,’ says the Lord Almighty.”

Say: “God has given to us the power of the Holy Spirit to help us share Christ with others. He wants us to have the power to live like Christ who came to serve others. God’s power is like the electric fan—it is much stronger and can get things done! When we try to serve in our own power it will not be very effective.”

This activity is a game, in which the answer to every question is an enthusiastic “yes!” The children are the audience and the contestants. The leader will call five “contestants” from the audience, one at a time. Read one of the scenarios below, then ask the contestant in a loud and enthusiastic voice, “Do you have the power?” Then ask the “audience” to shout with you, “Do you have the power?” Prompt the contestant to answer “yes” with enthusiasm. Repeat with the next “contestant.” The children will catch on quickly and will get caught up in stating and sharing the power of the Holy Spirit.

1. You have never made friends with the boy who lives down the street. He might go to Vacation Bible School with you if you knew him, but you feel shy. Will God give you the courage to make friends? (Yes!) Do you have the power? (Yes!)
2. Your older brother and sister ask you to help when they take food baskets to a family in need. You want to go, but you are afraid. Will God help you give comfort ? (Yes!) Do you have the power? (Yes!)



3. Your teacher asks you to help Ivan with his reading. Your friends don't play with Ivan. You're afraid they will make fun of you if they see you with him. Will God help you feel confident so you don't care what the others think? (Yes!) Do you have the power? (Yes!)
4. You know that people who live in a nursing home would enjoy having someone sing and share stories with them. But you'd rather go to the park with your friends. Will God help you to be unselfish with your time? (Yes!) Do you have the power? (Yes!)

### **Craft Learning Activity: Man with Rubber Band Legs (Grades K-3)**

Say: "In this lesson a man's legs were crippled. He couldn't walk or jump at all. God made the lame man's legs well. The man jumped and hopped and thanked God. We are going to make a man with rubber legs that will make him walk and jump!"

Preparation: You will need printed copies of the craft template below. Print on poster board. You will also need crayons, scissors, glue, stapler, and elastic rubber bands for legs.

Procedure: Children are to draw faces and clothing on the figures. Have children cut out their man along the solid outside lines. Assemble the figures by gluing faces to the body. Use stapler to attach the rubber bands to the body and for legs and feet. See drawing.



Say: "The lame man is often like us. We are often focused on not what we really need but on the material needs of the present. He wanted money but a greater need was the ability to walk. At first the lame man must have been disappointed when Peter said he did not have any money. But what joy and excitement the man had when he was healed! He began to give God the credit for his healing when he jumped, ran, hopped, and thanked God. He shared the miracle of what God had done for him with many in the temple. We too need to focus on the most important task of telling others about the salvation they can have in Christ. We need to share Jesus' love and help someone else this week!"

### **Craft Learning Activity: Hand Clappers**

Say: "Peter and John served Jesus by healing a man who couldn't walk. The man was so happy that he praised God again and again. Today we are going to make "hand clappers" so we too can praise God."

Preparation: You will need poster board, scissors, stapler or glue or tape, and craft sticks.

Procedure: Have children trace their hands on poster board and then cut out the shapes. Demonstrate how to tape a craft stick to the back of each shape. Then clap the two shapes together to clap their hands. Use the hand clappers to accompany the rhythm of praise choruses that the children can sing.



Optional: Purchase very inexpensive hand clappers for each child. Let the students use their clappers while singing songs of praise.

### **Craft Learning Activity: Celebration Shaker**

Say: "The lame man who was healed entered into the Temple and jumped for joy. He praised God by celebrating. Let's celebrate what God has done for us by making a shaker!"

Preparation: You will need paper plates, colored curling ribbon or colored tissue paper, stapler, plastic beads or un-popped corn.

Procedure: Color the back of a paper plate with designs and colors that express joy and celebration. Fold in half. Cut 4-6 strands of different colors



of curling ribbon or tissue paper strands, each strand at least two feet in length. Knot the ribbon strands together at one end. Staple the knot to the inside of the paper plate at one of the corner folds. Staple the plate two-thirds shut, making sure the staples are side by side along the edge of the plate (this will keep the filling from falling out). Put two small handfuls of filling into the paper plate. Filling can be plastic beads, un-popped corn. Finish stapling shut.

Hold your Celebration Shaker on the opposite side of the ribbons to use as a maraca during song time and for waving the ribbons above your head as you sing praises to Jesus!

### **Craft Learning Activity: “Beautiful Gate Prayer Reminder” (Grades 3-5)**

Preparation: You will need 15 small craft sticks per child, glue, magnets, 1 clothespin per child, gold spray paint, small strips of paper in various colors, pens, and ziplock bags.

Say: “The Beautiful Gate in our lesson was a place where people who could not work to make money gathered. Many of them had physical problems like the lame man in our Bible story. We are going to make our own beautiful gate to help us remember to pray for others who may have physical problems, sickness, or spiritual needs.”

Procedure: Give each child 15 craft sticks and glue. Instruct them to lay 13 craft sticks side by side vertically and then attach a craft stick, with glue, horizontally across the top and a craft stick horizontally at the bottom. This is the “gate.” Finally glue the clothespin in the center of the back of the “gate” with the end that opens facing up.



Have a teacher spray paint the “gates” fold and allow to dry until the next week. Then attach a magnet to the back of the clothespin. Provide students with strips of paper to write down names of people they want to pray for and place the strips in ziplock bags. Encourage the children to put a new name on the “gate” each week and pray for that person every day.

Optional: Provide washable gold paint, paint smocks, and paint brushes to allow students to paint their own gates.

### **Snack Learning Activity: “Jump for Joy Corn” (Grades K-3)**

Preparation: You will need a hot air corn popper, bed sheet or plastic covering for floor, and popcorn.

Procedure: Bring a hot air corn popper or electric corn popper to class. Spread a clean bed sheet on the floor, and gather children around the edge of the sheet. Let the class watch as the popcorn pops onto the sheet. Point out that the popcorn jumps up and down just like the man whose legs were healed. Hand each child a paper cup filled with popcorn.

Say: “When we serve Jesus, we feel like jumping for joy, too.” As children eat their snacks, encourage them to retell the Bible story.

### **Life Application Challenge: Reflection Cards**

Prepare a 3' X 5" index card for each child to fill out during the week. On the card write across the top:

Give honor to God who what He does in your life. (Revelation 4:11). Under the title write the following two questions, leaving space for students to write in their answers:


(1) What is one thing God did for you this week?

(2) How did you give honor to God? (Ex. I sang a song of praise to Him. I prayed and thanked God. I told someone else about Jesus and His power.)

Next week any child that wants to can honor God by sharing what God did for them.

# Peter Heals the Lame Man

Acts 3-4





Revelation 4:11a

**Our Lord and God, You are worthy to receive glory and honor and power**

**T**he man was so excited! He was "walking and jumping, and praising God!"

Connect the dots. A B C D E F G H I J K L M N O. Then color the picture.





**E**ach day to the Beautiful Gate he \_\_\_\_\_  
 Disabled from birth, his legs were \_\_\_\_\_.  
 His friends took him there where the worshipers \_\_\_\_\_  
 To beg that his way some money be \_\_\_\_\_.  
 Well, one day when Peter and John went \_\_\_\_\_,  
 He asked for some money ... they looked in his \_\_\_\_\_.  
 Then Peter said to the man, "Look at \_\_\_\_\_!"  
 Expecting some help, he gave them no \_\_\_\_\_.  
 It didn't turn out quite the way that he \_\_\_\_\_—  
 What he would receive now could never be \_\_\_\_\_!  
 Peter said, "No gold have I for \_\_\_\_\_,  
 Nor silver, sir, but here's what I'll \_\_\_\_\_ ...."  
 "What I have, I give you," he continued to \_\_\_\_\_,  
 "In the name of Jesus Christ,  
 stand up and \_\_\_\_\_!"  
 They took him by the hand —  
 it didn't take \_\_\_\_\_—  
 'Til the surprised man's feet and  
 ankles were \_\_\_\_\_!

Fit these  
rhyming  
words on the  
lines.

us	by	came	passed
fuss	eye	lame	cast
long	you	talk	thought
strong	do	walk	bought



## Lame Man is Healed

Acts 3: 1-26

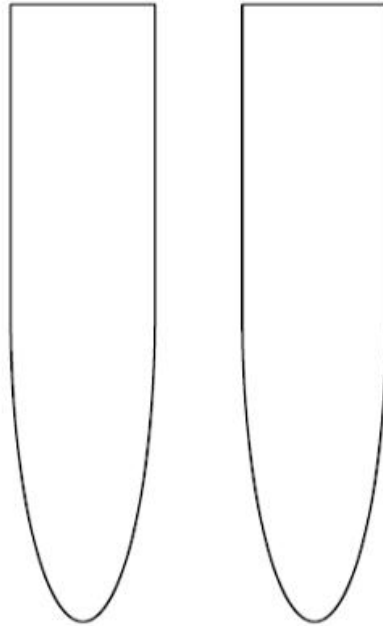


S O E W R P G G M L W E Y P J  
T J U B C O L K D B J J Y L N  
R J W F D R L B L B U B O D H  
E E D I G I R E V L I S J E O  
N A G N I S I A R P B B F T J  
G W W B R E M U S W O P A F H  
T L Y G G N S K V A A Z H I Q  
H Z P Y N U Z D L O G L A L O  
S T S I R H C S U S E J K J A  
H B Z P G H C R O P I E H C W  
M P R E Y A R P R C T L Z V P  
B J W Y Z O F B B S L P Y T E  
B E A U T I F U L M A M N W T  
S H B B J F P U M L M E J H E  
V G M D Y L I A D A E T T P R

ALMS  
JOHN  
PRAYER  
BEAUTIFUL  
LAME  
RISE  
DAILY

LIFTED  
SILVER  
GOD  
PETER  
STRENGTH  
GOLD  
PORCH

TEMPLE  
JESUS CHRIST  
PRAISING  
WALK

### Lame Man is Healed



Directions: Print copy of body for each child. Children draw faces and clothing on figures. Cut out pieces of figure and assemble by stapling faces and rubber band legs and feet.

Today in our story God made the man's leg well. The man jumped and hopped and thanked God. Move your figure up and down to make the man's leg walk and jump!

