

Unit 6 Early Church--Lesson 6

NT6.6 Stephen is Stoned

Scripture: Acts 6: 8-15; 7

Lesson Goal:

From the very beginning the early church leaders faced trouble. In this lesson we will learn about a man named Stephen who was full of faith and filled with the Holy Spirit. With God's power Stephen was able to tell the truth about Jesus and pray for the very people who were trying to hurt him. We too can do great things for God with His strength.

Introduction:

This is the sixth lesson in Unit 6: The Early Church. This unit covers Acts 1-12 and tells the story of the apostles spreading the gospel in Jerusalem and Samaria. In this lesson we are going to learn about Stephen the first Christian martyr. He did not allow the fear of suffering to keep him from speaking boldly the Words of God to people who didn't believe in Jesus as the Son of God. It is described by Luke in the book of Acts. Acts tells about the history of the church. Let's say the first five books of the New Testament. Matthew, Mark, Luke, John, and Acts.

Attention Getter: "Avoiding Pain"

How many of you have put your hand on a stove burner that is turned on? Has your mother told you to be careful and not touch the hot burner? Why do you think she told you that? Right! She did not want you to get hurt! Sometimes we just accidentally touched the hot burner and we get our hand burned! Then we get burned, don't we? That pain reminds us to pay more attention when we are near a hot stove.

We can try to avoid suffering pain as much as possible but did you know there is a pain we sometimes cannot escape. Jesus clearly said that anyone who was a follower of Him would suffer or sometimes be rejected. He also promised that anyone who suffered for obedience to Him would be blessed. As believers we have two choices. We can avoid suffering like we would avoid a hot burner. To make this choice a follower of Jesus would not speak up about their faith to others. They would be afraid that others would make fun of them and they wouldn't want to lose friends. The second choice is to be obedient to Jesus and trust Him to give us the courage and comfort we need when we face difficulties because we didn't try to avoid speaking freely about our faith in Jesus.

Opening Prayer:

"Thank You, Lord, for filling Stephen with Your Spirit. Fill us with Your Spirit in the same way so we can serve others and defend the faith no matter what. We pray that if someone does not believe in you that today they will ask you to be their Savior. We know that You love them and want them to go to heaven to be with you. Amen."

Memory Verse:

Our Memory Verse today is Zechariah 4:6b *"Not by might, nor by power, but by My Spirit," says the Lord Almighty.*

Lesson Video: <http://youtu.be/O4joLLbEEQY>

We have been studying about the First Church family. First, we learned how the Holy Spirit came down upon the believers like tongues of fire. Then the disciples began to speak in other languages so that everybody could know about Jesus. Peter and John taught that Jesus is the Son of God and many people believed in Jesus. Everyday people were being baptized and added to the church.

Then, we learned about how the Holy Spirit gave Peter and John the power to heal the lame man. Not only the lame man but many others were healed by Peter and John. The religious rulers were

jealous and tried to stop the disciples by putting them in prison. But God sent an angel to open the jail gates and let Peter and John go back to preaching!

Many thousands of people were in the first church. They were very happy and shared everything with one another. The believers cared for the widows by giving them food and clothing. But a problem arose. Some Jews from Greece complained that their widows were not given as much as the local widows. So the twelve apostles gathered everyone together to solve the problem.

"It's not right that we should neglect our work teaching people about Jesus to supervise the food being given out," Peter explained. *"Let's choose seven men who are full of the Holy Spirit and wisdom to look after this matter so the twelve apostles can give all their attention to prayer and teaching the Bible."* They chose Stephen, man full of faith and the Holy Spirit along with six others--Philip, Proconus, Nicanor, Timon, Parmenas, and Nicolas--to be deacons. The apostles put their hands on the men and prayed for them.

Everyone was pleased and the seven new deacons got to work. Stephen and these men were faithful to God. They completed trusted, obeyed and were loyal to Him. As a result more and more people were told about Jesus. Even a large number of priests believed and obeyed the teachings of Jesus. The church was growing and growing. Many people were being saved.

Stephen, one of the seven men chosen as deacons, soon began to help the apostles preach the gospel. The Holy Spirit gave Stephen the power to do many great miracles in the name of Jesus. The sick were healed. The lame were made to walk. The blind were able to see. The news about Stephen spread throughout the city.

But not everyone was impressed by Stephen! Some Jews from North Africa, who did not believe Jesus had risen from the dead, began to argue with Stephen. But the Holy Spirit helped him give wise replies to their mocking and jeering. These Jews secretly persuaded other men to falsely claim, *"We have heard Stephen speak blasphemous words against Moses and against God."* Now these words were all lies! These evil men were just out to get Stephen and say mean things about him. Stephen was NOT teaching against Moses or God.

Stephen was not worried about what these leaders would do to him, he just kept right on preaching boldly about Jesus. Then the men had Stephen seized and arrested. They took Stephen before the leaders of the Sanhedrin. The Sanhedrin were the rulers of the Jews in Jerusalem. The plotters made more false accusations. They said, *"This fellow never stops speaking against this Temple and the Law. We heard him say that Jesus of Nazareth will destroy this place and change the customs Moses handed down to us."*

The Jewish leaders looked intently at Stephen, and they saw that his face was shining--like the face of an angel! *"Are these charges true?"* the High Priest demanded.

Stephen explained how the Jews had refused to listen to Moses and the prophets who declared that God would send a Savior. They had then betrayed Jesus, the Savior God had sent. The leaders were so furious they snarled and gnashed their teeth.

Stephen began remind them how God had worked in the lives of His people. He starts at Abraham and God's call to him and the promises to his descendants. One of the promises was that God would send a Savior or Messiah to Abraham's family. Then Stephen told them about how Joseph's brothers were jealous of him and persecuted him by selling him as a slave in Egypt. But God had used Joseph in Egypt to rescue his family from famine. Stephen went on to talk about Moses and how God used him to lead Israel out of slavery in Egypt into the land God had promised Abraham. Stephen told the religious leaders that God's people had rejected Moses. Then he went on to explain that they too had rejected God's Son Jesus. They had beaten Jesus and crucified him on a cross. Jesus was the Messiah that God had promised and they did NOT believe in Him.

As Stephen was talking, he was full of the Holy Spirit. He began looking up to heaven and he saw the glory of God. *"Look,"* he said, *"heaven is open and I can see Jesus standing at the right hand of God."*

The Jewish leaders put their hands over their ears, and yelled at the top of the voices. They began to rush forward toward Stephen. They dragged him out of the city. They took off their coats and put them at the feet of a man called Saul. Then they started hurling large stones at Stephen.

While they were stoning him Stephen prayed, "*Lord Jesus, receive my spirit.*" Then he fell on his knees and cried out, "*Lord, do not hold this sin against them.*" It would not have been easy for Stephen to speak these words to Jesus' enemies. How was Stephen able to say those truthful words with such courage? It was only because he was filled with faith and the Holy Spirit.

When he had prayed this his spirit went to be with Jesus. He was the first Christian to be martyred.

What would you do if you were standing in front of an angry mob? We would probably want to run away wouldn't we? But Stephen didn't! He would not allow these angry men to keep him from bring honor to God and pointing out that Jesus was the Son of God and they had killed him!

This lesson seems to have a sad ending but it doesn't. When the men were throwing stones at Stephen, he looked up and said, "*Look! I see the heavens opened and the Son of Man standing at the right hand of God!*"

But God showed Stephen Jesus in heaven standing next to God. This helped Stephen not to be afraid! Have you ever been afraid? The same thing is true for you! If you remember that Jesus is watching over you from heaven it will give you courage to be faithful to Him.

We have been seeing that God's enemy, Satan does all he can to stop God's work. God used Stephen in a mighty way allowing people to see His power. We are being faithful when we speak boldly about Jesus and help others follow Him. We are being faithful when we put God first in our lives. We are being faithful when we obey God's Word, the Bible. When we are faithful someday we too will stand before the throne of Jesus. We will see Jesus face to face. Will we have boldly told others about Him?

Remember --Speak Boldly for Christ

Review Questions/ Game: Bean Bag Toss

Preparation: You will need a bean bag for this game.

Procedure: Have the children sit in a circle on the floor. Have the children pass the bean bag to someone in the circle. Whoever holds the bean bag must answer the review question. Be sure everyone gets an opportunity to toss the bean bag!

1. How did the Holy Spirit come to the disciples who were gathered together in Jerusalem? (The Holy Spirit came with great power and with a great wind and tongues of fire that came upon each one.)
2. What did the Holy Spirit enable the early disciples to do? (They preached with great power and in many different languages so everyone could hear the gospel in their own tongue. The disciples were also given the power to perform miracles like healing the sick and lame.)
3. What final message did Jesus give to the disciples just before he ascended back into heaven? (He gave them the Great Commission—go into all the world and preach the gospel, baptizing them in the name of Jesus, and teaching them to obey all that Christ had commanded.)
4. Who said that believers would suffer? (Jesus)
5. What problem did the early church face? (The apostles could not take care of all the widows and teach and preach. The widows from Greece needed more help.)
6. Who was chosen to help the apostles? (Seven deacons--Stephen, Philip, Proconus, Nicanor, Timon, Parmenas, and Nicolas)
7. Who was a man full of God's grace and power that was chosen to be a deacon in our lesson? (Stephen)
8. Why couldn't Stephen's enemies win their argument against him? (They could not stand up against his wisdom or the Spirit by whom he spoke.)
9. When the Sanhedrin looked at Stephen's face what did they see? (A face of an angel.)



10. Why did Stephen tell his enemies about God's history with the Jews? (He was reminding them that the Jews have always rejected God's servants and they have rejected and murdered Jesus.)
11. How was Stephen able to be bold to speak the truth to his enemies? (The Holy Spirit gave him courage.)
12. What did Stephen tell the crowd he saw? (Jesus standing at the right hand of God.)
13. What did the enemies do to Stephen? (Stoned him.)
14. What did Stephen do as his enemies were stoning him? (He prayed for them. He said, "*Lord Jesus, receive my spirit.*" Then he fell on his knees and cried out, "*Lord, do not hold this sin against them.*")
15. How can this lesson help you this week to stand up for Jesus? (We can remember that Jesus is standing with us in heaven at the right hand of God and praying for us.)
16. Why was Stephen stoned? (for teaching about Christ)
17. Why did Stephen see Jesus? (God was showing Stephen his approval and comfort)
18. Why did Stephen ask forgiveness for those killing him? (He was imitating Christ because Christ prayed that when He was on the cross too.)
19. Where did Stephen go when he died as a martyr? (He went to heaven to see Jesus.)
20. What is the memory verse? (Zechariah 4:6b "*Not by might, nor by power, but by My Spirit,*" says the Lord Almighty.")

Bible Memory Verse Activity: Foot Prints

Our Memory Verse today is Zechariah 4:6b "*Not by might, nor by power, but by My Spirit,*" says the Lord Almighty." This verse means that we will never be faithful to God without His help. He desires to help us be strong and to speak up for Him even when it is difficult. He will give strength and the words to say. Look up the scripture in the Bible. Have a student read the verse. Repeat the verse together.

Procedure: Memory Verse Game Hand Motions: Have children stand in a circle. As you say the Bible Memory Verse demonstrate the corresponding action; "Not by might" (Flex arm muscle up.); "Nor by power" (Flex arm muscle down.); "But by My Spirit." (Point to heaven.) "Says the Lord Almighty" (Sing for the Lord: Make an L shape with your thumb and index finger, cross "L" shape from your shoulder to hip as a royal sash.)



Cut out a footprint shape for each word in the memory verse. Write one word of the verse on each of the footprints. Have students put the footprints in order on the floor and tape them down. Each child takes a turn stepping on the footprints in order, saying the words to the verse. The goal is for the children to continue playing until they are able to remember all the words of the memory verse.

Group Learning Activity: "Concentration" Card Game (Grades K-5)

Purpose: Students will be able to review the key elements of the story of Stephen with this simple card matching game played like Concentration.

Preparation: Print a set of 12 index cards for each group of 2-3 children in your class. In large print write one word on each card. Print each word twice so the six words combine to make a set of twelve cards. Use the following words from the story: stones, faith, power, Spirit, Stephen, heaven.

Say: "This lesson was about the first Christian martyr Stephen. He boldly stood up for Christ and preached the message of the gospel despite those who opposed him. God gave him strength and courage through His Holy Spirit. Stephen had great faith in Jesus when He saw Jesus standing at the right hand of God in heaven. We are going to play a game like Concentration to help us remember the key words in the story. Key words from today's story are printed on these cards. Try to remember the words on the cards so you can find the matching pair."

Procedure: Divide the class into pairs. Give a set of "Key Words" concentration cards to each set of students. Children are to play a game like concentration. Concentration is a card game where all of

the cards are shuffled and are laid face down on a surface in orderly rows and columns. All of the cards must have a mate (pairs). Each turn, two cards are flipped over. If the cards do not match, they are both turned back face down. If the cards match, they are left face up and the person who made the match receives a point. For this activity you will play with two people.

After several minutes of play have a child show a matching card set and then the teacher asks the following discussion questions about the word:

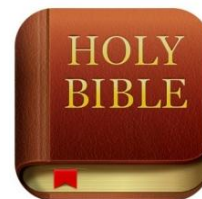
- Stones—How were stones used in the story? (Stones were thrown at Stephen to kill him.)
- Faith—Who demonstrated faith in the lesson? (Stephen showed great faith when he continued preaching despite great opposition.)
- Power—What great power was shown in this lesson? (The Holy Spirit came down and gave the disciples great power and courage to tell the gospel to everyone.)
- Spirit—Who is the “Spirit” in this lesson? (The Holy Spirit is part of the trinity of God. He was the Spirit of God who was given to indwell the early Christians and give them great power to witness. He is also the Person who comes to live within us when we believe and are saved.)
- Stephen—Who was Stephen? (He was the one of the first deacons and became the first Christian martyr.)
- Heaven—What is heaven? (Heaven is the place that Jesus and God dwell. It is the place where Jesus is preparing a place for all who believe in Him to come to live with Him when they die.)

Group Learning Activity: Bible Study “Persecution” (Grades 3-5)

Purpose: To understand the meaning of “persecution.”

Preparation: Students will need Bibles, pens or pencils, and spiritual journal.

Say: “In our lesson we learned that Stephen suffered and was killed for preaching about Jesus. Have you ever suffered for your faith? Have they ever been made fun of or been hurt because you believe in Jesus? What gives us encouragement to continue to tell others about Jesus? (God gives us the power through His Holy Spirit.) Today we are going to look up scriptures that tell us how the Holy Spirit helps us when we are mistreated by others.”



Procedure: Help students locate the following verses of scripture. Read verses aloud. Discuss the power of the Holy Spirit and how we are to endure persecution. Highlight the Biblical principles being taught.

Have the kids look up the following scriptures and make a list the ways God helps us when we are persecuted.

- *1 Peter 4:14-16* “If you are insulted because of the name of Christ, you are blessed, for the Spirit of glory and of God rests on you. ¹⁵ If you suffer, it should not be as a murderer or thief or any other kind of criminal, or even as a meddler. However, if you suffer as a Christian, do not be ashamed, but praise God that you bear that name.” (Spirit of God rests on us.)
- *Philippians 4:13* “I can do all this through him who gives me strength.” (God gives us strength.)
- *Romans 8: 26-27* “In the same way, the Spirit helps us in our weakness. We do not know what we ought to pray for, but the Spirit himself intercedes for us through wordless groans. And he who searches our hearts knows the mind of the Spirit, because the Spirit intercedes for God’s people in accordance with the will of God.” (The Holy Spirit intercedes (prays) for us.)
- *Revelation 2:26* “To the one who is victorious and does my will to the end, I will give authority over the nations.” (Jesus gives us authority to overcome.)
- *Matthew 5:11-12* ““Blessed are you when people insult you, persecute you and falsely say all kinds of evil against you because of me. Rejoice and be glad, because great is

your reward in heaven, for in the same way they persecuted the prophets who were before you.” (God will reward us so we can rejoice for our heavenly reward.)

- *Romans 10:13* “Everyone who calls on the name of the Lord will be saved.” (When we call on the name of the Lord or pray, God hears us and will save us.)

Have students write what they have learned in their spiritual journals.

Group Learning Activity: “Throwing Rocks” (grades 2-5)

Preparation: Cut a rock shape out of brown or grey construction paper. Each child will need a rock shaped paper.

Procedure: Give a paper rock shape to each child and a pen or pencil.

Say: *“What is one worry you have about sharing the truth about Jesus with others? Do not show your paper to others. This is between you and God. If you don’t want to write about your worry, then you can draw a picture if you choose.”*



Once everyone has finished identifying his/her worry then have the students, one at a time, crumple up their rock and throw it into a basket or center of the play area. When they throw the crumpled up paper, they should say, *“The Holy Spirit will make me bold.”*

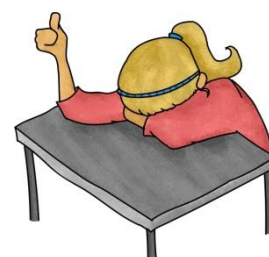
When all the rocks are in the center, have the children repeat the following prayer after you, pausing to allow them to repeat the words. *“Dear Jesus, we want to tell others about You. Please fill us with the Holy Spirit so we can be bold like Stephen. Amen.”* Then say to group: *“Now trust the Holy Spirit to help you be bold!”*

Group Learning Activity: “Seven Up” Game (Grades K-5)

Purpose: To help students remember that Stephen was one of the seven deacons who were chosen to help the apostles in the early church.

Procedure: Select seven children to begin the game. Have the remaining children put their heads down and close their eyes.

Say: “Now place your right hand on top of your head and form a “Thumbs Up” sign.” The people I selected will walk around the room. Each of them will select a person by pushing his thumb down onto his fist. Then the seven volunteers will come back to the front of the room. Then I will say, “Heads up, who’s up?” If you were chosen you will have three chances to guess who chose you. If you are correct, you may change places with the person who tagged you. If you are not correct, you will stay in your seat.”



Play a few rounds of the game.

Say: “We played a fun game with seven volunteers. In our lesson today the early church chose seven helpers or deacons to care for the needs of the widows and orphans. How was Stephen described in this lesson? (Stephen was a man full of faith and the Holy Spirit.) What other work did Stephen do in the early church? (He preached the gospel and told many about the gift of salvation through Jesus.) How can we be like Stephen today? (We can be helpers at church doing what we can to serve others. We can be bold in telling others about Jesus. We can forgive others who hurt us. We can pray for others.)

Group Learning Activity: Dramatic Play: “Actors”

Preparation: You will need various items for role-playing people in need, scissors, poster board, index cards and markers.



Print one the following people on an index card to make a set of “Actor” cards. Words to print include: (1) lady struggling to carry a large bag of groceries; (2) elderly lady crossing the street; (3) little girl who lost her mother; (3) kid at school who forgot his lunch; (4) blind man; (5) little boy who wrecked on his bicycle; (6) teenager who had an argument with his parents’ (7) little brother who had a nightmare; (8) child who received a great birthday gift; (9) woman reading her Bible; (10) Father working in the yard; (11) kid fishing.

Say: “In our lesson we learned how the early church shared with one another. They helped the widows and orphans who could not help themselves. We are going to play a game where we become actors to portray people who need help. We will be like the early church members who helped each other.”

Procedure: Divide your group into teams of two children each. Place the “Actor” cards on the table. Have each team select an “Actor” card. The team is to role-play the “actor” and the “helper” that are described on the index card. Discuss how the person needed help and how the teammate helped. Record the way the person helped on a whiteboard or large poster board. Continue until all the teams have had an opportunity to role play a person and a helper.

When finished with all the teams and their role-playing, call attention to the various ways the children listed as ways they can help others.

Say: “God wants us to help and serve each other in the church and in our everyday lives.” Conclude the activity with prayer.

Craft Learning Activity: “Stephen's Stone” (Grades K-5)

Preparation: You will need a large stone rock for each student, newspaper, brushes, red tempera or poster paint.

Procedure: Give each student in your class a large stone rock. Have students lay rocks on newspaper that has been spread out on the table. Provide brushes and red tempera or poster paint. Let students paint a red cross on their rock or stone. Let dry while you complete another group activity. You could let students use red permanent markers or drawing markers instead of paint to make the cross.



Say: “This is Stephen's Stone.” Keep your Stephen's Stone in a special place at home to remind you that God can help you be faithful. The cross reminds you to speak boldly for Jesus. The stone reminds you to pray for your enemies just as Jesus and Stephen did. “

If time permits you can have students draw Stephen looking up into heaven as the angry men threw rocks at him.

Craft Learning Activity: “Be Faithful Shoe Charm” (Grades K-5)

Purpose: Children will create a shoe charm to help them remember that the Holy Spirit can give them the strength to stand tall to defend their faith in Jesus.

Preparation: Pre-cut two rock shapes approximately 1 1/2" in diameter out of brown or gray adhesive craft foam for each child. Students will need markers, stickers, or crayons.

Procedure: Have the students write the words "Be faithful!" on one rock shape. Let students decorate the other rock shape with markers, stickers, or crayons. Have students separate the two parts of a paper clip and attach the larger part to the back of one rock. You can remove the paper on the adhesive backing, and then press the paper clip to the back of the rock. Keep the smaller part of the paper clip free so it can be used to attach the shoe charm to the child's shoe. Remove paper and press the second rock shape to the back of the first one.

Remember to tell the students to use this shoe charm to remind them to be faithful to Jesus as you walk through your life with Him.

Craft Learning Activity: "Angel Fridge Magnet" (Grades K-5)

Preparation: You will need two coffee filters for each child, washable markers, and a squirt bottle with water.

Say: "Stephen's face shone like an angel. God wants us to shine for Him too. Today we are going to make an angel to remind us that God is always with us protecting us and helping us."

Preparation: Each child will need two coffee filters. Flatten out the filters on a plate or the table top. Scribble on both of them with washable markers in whatever color you prefer. Use a squirt bottle filled with water to spray the coffee filters 2 or 3 times. Squirt in the center of the filter and then sit and watch the water fade the colors all over the filter. (This process takes 4-5 minutes). Don't over wet the filter or it won't be as pretty. Let dry for 30 minutes or longer if soaked.



Scrunch the first coffee filter in the middle and put a piece of cellophane tape around it. This will be the angel's wings. Take the second filter and fold it in half. Cut a triangle out of both sides of the folded filter to give your angel arms. Fold the arms over and glue or tape so it looks like she is holding her hands in front of her. Tape the wings to the back of the angel.

For the face cut a circle approximately 1 1/2" diameter. Draw eyes, mouth, and nose. Or use a real face from a photo and glue it on. Decorate an angel with glitter, if desired. Glue a small magnet to the back side of the wings so it will attach to the refrigerator.

Craft Learning Activity: "Forgiveness Rock" (Grades K-5)

Preparation: You will need one printout of the "Stephen is brave" picture for each child, cotton balls, crayons, glue. See template below.

Procedure: Give each child a printout of the picture and some cotton balls. Have the child glue the cotton balls above the rock to make clouds. Have them make sunshine rays to resemble Stephen seeing Jesus.

Say: "Do you think it was hard for Stephen to forgive his enemies when they were stoning him? What did Stephen remember that Jesus did when He was dying on the cross? (He forgave His enemies.) What are some ways we can forgive others when they hurt us? (Do something good for them. Don't retaliate with some way to hurt them back. Ask Jesus to help us forgive others.)"

Craft Learning Activity: “I Can” Water Bottles (Grades K-5)

Preparation: Each child will need 1 plastic water bottle, masking tape, scissors, index cards, pencils, craft paper, googly eyes, craft glue, ribbon, yarn, additional craft supplies to decorate bottles. Cut the tops off the water bottles. Cover the cut edges with masking tape. Prepare a sample “I Can” bottle.

Say: “Why was it necessary for the people to help the disciples? (They were busy preaching and teaching in the temple every day.) How did having people serve in the church impact the work of the disciples? (More work could be accomplished and more people could be saved.)



Procedure: Display the “I Can” bottles. Distribute index cards and pencils. Say: “What can we do to help our church leaders? Write one way we can help on each index cards.” Sample ways to help would include: Welcome new people to church and be friendly to everyone; Pray for the members of your church; Help clean up the church and Sunday School rooms; Be willing to help others in whatever they need such as helping the sick and those who are in trouble; etc.

Collect and read aloud the cards. Briefly discuss the ways that the children indicated they can serve.

Say: “God wants all of us to serve and help other people. We need to remember the ways that we can help. Sometimes people make lists to remind them of things. Let’s make “I Can” bottles to help us remember what we should do.”

Distribute the water bottles and craft supplies. Guide the children to wrap the bottles with craft paper, add eyes, noses, and other items to create “I Can” bottles. Distribute additional index cards. Direct the children to write on the cards the ways they can help and serve other people. Each child should make several cards. Have students place the cards in the “I Can” bottles.

Say: “Take your “I Can” bottles home. Each day you are to select a card and complete the task. Write what you did and how the person responded on the back of the card.

Life Application Challenge:

Say” “Do you sometimes find it hard to be a Christian? What would you do if someone came up to you and told you that being a Christian is stupid? Would you be quiet or would you tell them that you believe in Jesus? What would you do if they laughed at you? “

“How can we be strengthened in our faith? (Read the Bible; go to church; pray; spend time with other Christians). You and I might not die telling others about Jesus but He does ask us to not be ashamed that we believe in Him. Always remember that God is with you and He is always aware of the witness you are, even though you may not think that you can make a difference. Stephen reflected the light of Jesus. We can reflect the light of Jesus, too.”

The Stoning of Stephen Acts 7: 1 - 60



Zechariah 4:6b

"Not by might, nor by power, but by My Spirit," says the Lord Almighty."

Stephen talked about these Bible men in Acts 7.
Draw a line to the correct person for each statement.



Abraham



Jacob




Joseph




Moses




Aaron



Jesus



Solomon



David

The Just One.

His brothers sold him.

God gave him the 10 commandments.

He had Isaac.

He was the wisest man who ever lived.

He helped his brother leave Egypt.

His father gave him a coat of many colors.

He had 12 sons.

He was a king of Israel for 40 years.

They talked to Pharaoh about the 10 plagues.

He built a great temple.

He is the Father of All Nations.

He fought the giant Goliath.

He was the Governor of Egypt.

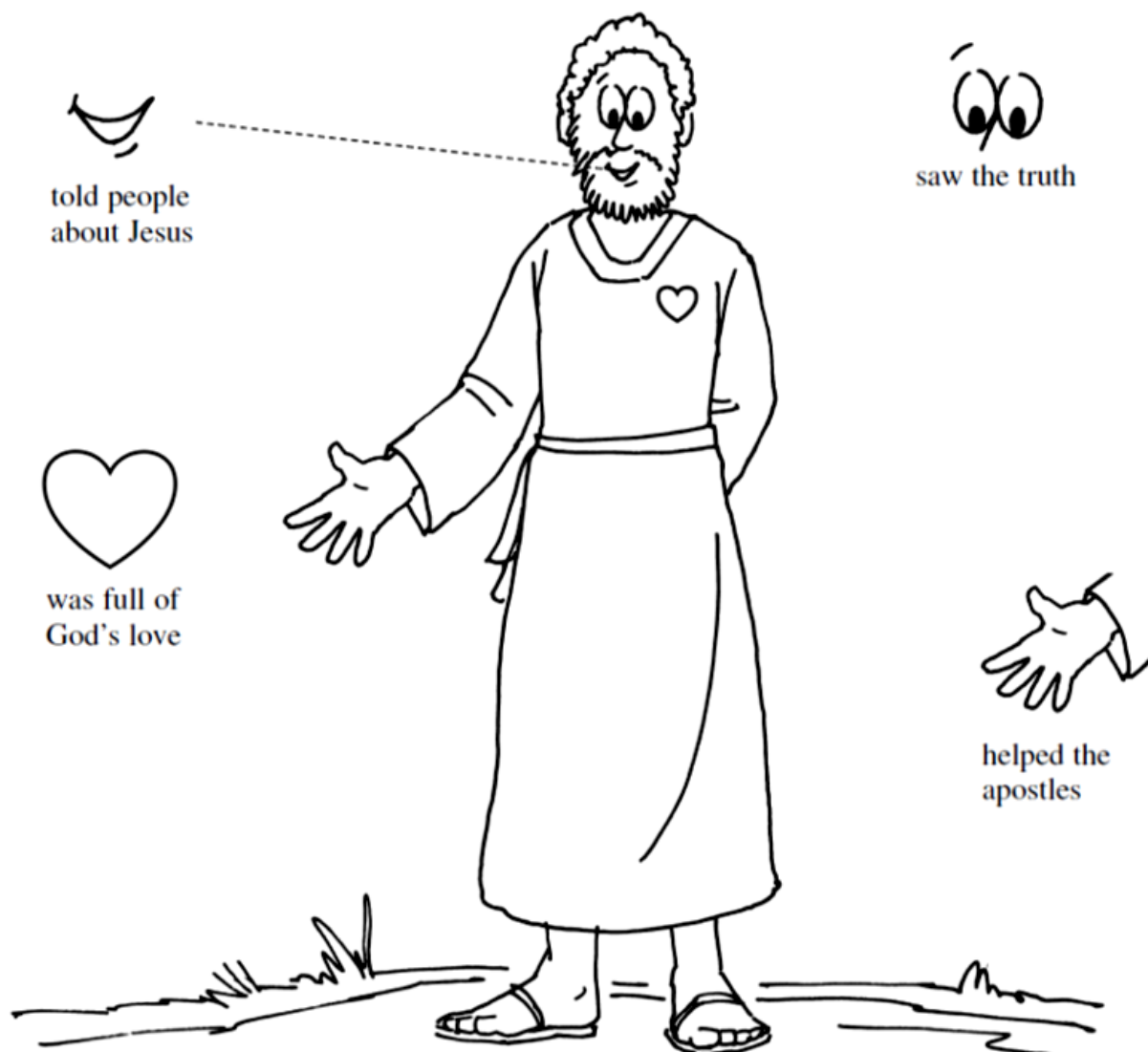
God talked to him from a burning bush.

He was the king of Israel after his father.

<http://kidsbibleobjackson.blogspot.com/>
Bible Men @ Logos Bible Clips
(Used with permission)

Stephen was a good and faithful man.

Draw lines to match. Color the picture.





Find 10 believers.



Circle them.

The believers of Jesus went all over Judea and Samaria.
They spread the Good News of Jesus wherever they went.





Learn about Stephen...

Find the endings to the underlined words at the bottom of the page.

... did mir_____ to show his words of Jesus were tr_____.

... cho_____ to he_____ the apostles.

... not af_____ of the pri_____ and el_____.

... wic_____ men lied about him and accused him of speaking

aga_____ God.


... reminded the elders that their ancestors had kil_____

pro_____.

... told elders and high priests that they had re_____ God's law

but not ob_____ it!

-sen	-phets	-inst	-ders	-raid	-ue	-eyed
-ests	-lp	-acles	-ceived	-led	-ked	



Stephen Was Brave