

Unit 7: Paul the Apostle

NT7.11 Three Tentmakers Paul Priscilla and Aquila

Scripture: Acts 18

Lesson Goal:

Paul was an Apostle chosen by God to take the gospel to the world. He was the first missionary and the greatest preacher of all time. God called Paul to be the one who would bring the gospel to the Gentiles and to suffer much for His name. This lesson happened at the end of Paul's Second Missionary Journey and tells how he worked with his good friends Priscilla and Aquila.

Introduction:

This is the tenth lesson in Unit 7: Paul the Apostle. Paul was an Apostle chosen by God to take the gospel to the world. He was the first missionary and the greatest preacher of all time. This lesson happened at the end of Paul's Second Missionary Journey and tells how he worked with his good friends Priscilla and Aquila.

This lesson comes from the book of Acts. Acts is the fifth book in the New Testament. This book was written by Luke. The first four books of the New Testament--Matthew, Mark, Luke, and John-- tell about the life of Christ. The fifth book--Acts--tells about the beginning of the church. Let's say the first five books of the New Testament together--Matthew, Mark, Luke, John, and Acts.

Attention Getter: "Kinds of Houses"

What kind of house do you live in? Is it made of wood? Here is a house made of logs. Houses like this are often called log cabins and are found in the woods. Maybe your house is made of brick or stone? Other homes might be made of stucco with clay or tile roofs. Houses are different in various parts of the world. Some people live in tent houses. This kind of house is often found in desert places.

Did you know that Paul the Apostle made tent houses for a living? In this lesson we are going to learn how Paul met another couple named Priscilla and Aquila who were also tentmakers. They became friends with Paul and were used in a mighty way to tell others about Jesus.

Opening Prayer:

"Our Father in heaven, Thank you for the example of Priscilla and Aquila as a couple who wholeheartedly served you. They helped the early believers by inviting them into their home and helping them to learn the Word of God. Help us to be good students of your Word. Help us to share our faith with others no matter where we are. Thank you for our salvation in you. In Jesus' name we pray. Amen."

Memory Verse:

Our memory verse is Ephesians 6:7 "Serve wholeheartedly, as if you were serving the Lord, not people."

Lesson Video: <https://youtu.be/mHglakQl1bc>

Paul was an Apostle chosen by God to take the gospel to the world. Jesus had appeared to him on the Road to Damascus and revealed that He was really the Son of God. Paul believed in Jesus that day and he was a changed man. He became the first missionary and the greatest preacher of all time. God called Paul to be the one who would bring the gospel to the Gentiles and to suffer much for His name. Paul made three Missionary Journeys to Europe.

On his first Missionary Journey Paul and his companion Barnabas visited the major cities in Cyprus and Galatia. Despite much opposition they preached the gospel and several new churches were established. The gospel spread throughout the region and many Gentiles believed in Jesus as their Savior. Soon after

this trip Paul wrote these churches a letter. This letter is the book of Galatians in our Bible. He knew that they would need encouragement and instruction in how to live the new Christian life.

On his Second Missionary Journey Paul and his companion Silas visited the churches in Galatia before moving into Macedonia. Both men taught God's Word to help the churches grow stronger in faith. Paul encouraged everyone to keep living for God. At Lystra they asked a young man named Timothy to join them on this Second Missionary Journey.

One night Paul had a vision from the Holy Spirit. A man from Macedonia was standing there, pleading with him, "Come over to Macedonia and help us." Paul knew that God was calling them to go to Macedonia in Greece. They boarded a boat at Troas and sailed straight across to Neapolis and then to Philippi. The first believer in that city was Lydia from Thyatira, a merchant of expensive purple cloth, who opened her home to Paul, Silas, Luke and Timothy. Her house became the meeting place for the church in Philippi. Later Paul and Silas were beaten and imprisoned for healing a girl who was demon possessed. As they were singing in jail at midnight God used an earthquake to free them so they could preach to the jailer. When the jailer and his family believed they also became part of the church in Philippi.

After leaving Philippi, Paul and Silas and Timothy travelled to Thessalonica and Berea. In both cities Paul began by sharing the good news of Jesus to the Jewish people in the local synagogues. He used the Old Testament scriptures to prove that Jesus was really the Messiah, the Son of God. Many Jews and Gentiles believed in Jesus and became Christians. However Paul and Silas also faced lots of opposition. Some Jews who were jealous and did not believe began to stir up riots and in both cities they tried to stop Paul and Silas. The new believers had to help Paul and Silas leave those cities for their own safety. Paul then moved on to Athens, Greece.

In Athens Paul was troubled by all the idols made of gold and silver that he saw there. The people worshipped many Greek gods including the Greek goddess Athena and Zeus. Standing on the famous Mars Hill Paul debated the philosophers. Beginning with the statue to the Unknown God he preached to them about Jesus. The people laughed and scorned him. Sadly only a few people became believers in Athens.

From Athens Paul travelled to Corinth, another major city in the Roman Empire at a crossroads of important trade routes. At this time Corinth was even larger and more important than Athens. The people of this city also worshipped a Greek god named Aphrodite the goddess of love and war. The city was known for its wickedness and immorality.

Here in Corinth Paul made friends with a Jewish couple named Priscilla and Aquila. They had just come to Corinth from Rome where they had been forced to leave when Claudius Caesar banned Jews from the city. Priscilla and Aquila were tentmakers which was also Paul's trade. Every Jewish boy had to learn a trade when he was growing up. Paul and Aquila had been trained in tent making. They knew how to cut and sew the woven cloth of goats' hair into tents. The tents were used to house soldiers so these tents may have been sold to the Roman army.

Priscilla and Aquila invited Paul to live and work in their home. While they were tent making, Paul no doubt used this time to carefully teach them scripture. They became believers in Jesus and were personally discipled by Paul. This couple would later use this education to train others for ministry.

Each Sabbath Paul went to the synagogue trying to convince both Jews and Greeks that Jesus is God's chosen Savior the Messiah. After a while Paul was joined by Silas and Timothy who arrived from Berea. They continued to boldly tell others about Jesus.

After a while some of the Jews in the synagogue opposed and insulted Paul. Paul shook the dust from his clothes and said, "Your blood is upon your own heads. I am innocent. From now on I will go preach to the Gentiles." Paul had tried to teach them about Jesus but they just refused to listen. Now he would concentrate his efforts on the Gentiles. Paul left and went to the home of Titus Justus, a Gentile who

worshipped God. He lived next door to the synagogue. Soon Crispus, the leader of the synagogue and his family believed in the Lord. Many others in Corinth also heard Paul, became believers and were baptized. Some of these were Phoebe, Tertius, Erastus, Quartus, Chloe, Gaius, Stephanas, and Achaicus.

One night the Lord spoke to Paul in a vision, "Don't be afraid! Speak out! Don't be silent! For I am with you, and no one will attack and harm you, for many people in this city belong to me." So Paul stayed there for the next year and a half in Corinth teaching the word of God. During the time Paul stayed in the city of Corinth, he established a church and wrote two letters back to the believers in Thessalonica. These were the two books of 1 and 2 Thessalonians in our New Testament.

When Gallio became governor of Achaia, some Jews plotted against Paul and brought him before the governor. They accused Paul of "persuading people to worship God in ways that are contrary to Jewish law." These accusers were saying that Paul was promoting a religion not approved by Roman law which was treason. But Paul was not doing this. Instead he was speaking about obeying Christ and becoming a part of His eternal kingdom.

As Paul started to make his defense, Gallio turned to Paul's accusers and said, "Listen you Jews, if this were a case involving some wrongdoing or a serious crime, I would listen to your case. "But since it is merely a question of words and names and your Jewish laws, take care of it yourselves. I refuse to judge such matters." This was an important decision that helped the Christians. As long as Christianity was seen as part of Judaism, the Roman courts would refuse to hear cases brought against them. The case was dismissed. Paul stayed in Corinth for some time after that.

Finally Paul said good-bye to the Christians in Corinth and went to the nearby port of Cenchrea. There he took a vow, probably like that of a Nazarite. The vow was a promise to have some time to be completely dedicated to God and serve Him. After the time of the vow was over, Paul shaved his head according to Jewish custom.

Then Paul set sail for Ephesus taking Priscilla and Aquila with him. He sailed from the port of Cenchreae near Corinth with Aquila and Priscilla. Paul knew that this couple would be great supporters as he moved ahead to establish another new church. The three tentmakers headed for Ephesus a major Roman city on the coast of Ionia. What a missionary team Paul, Priscilla and Aquila had become.

At Ephesus Paul went into the synagogue and reasoned with the Jews. They asked him to spend more time with them, but he declined. He promised, "I will come back if it is God's will." Paul then got on a ship leaving Aquila and Priscilla in Ephesus. Paul knew that he could trust this couple to use their home as a place where the new church would meet and to train new believers. The ship set sail for the port of Caesarea. When he landed at Caesarea, Paul went up and greeted the church there.

While Paul was returning to report to the supporting churches, a Jew named Apollos from Alexandria in Egypt came to Ephesus where Priscilla and Aquila were living. He was a learned man with a thorough knowledge of the Scriptures. He taught about Jesus but he only knew about the baptism of John the Baptist. Apollos' message was incomplete. When Priscilla and Aquila heard him at the synagogue, they invited him to their home and explained to him more about Jesus and the way to God through Him. They did not openly oppose Apollos but quietly instructed him. They were able to do this because Paul had given them such thorough teaching.

Apollos had only been taught what John the Baptist had said which was repentance from sin. That is the first step. They shared with Apollos the whole message which was to repent from sin and then believe in Jesus. Priscilla and Aquila told Apollos about Jesus' life, death, and resurrection and the reality of God's Spirit. They explained to him the way of salvation. Now Apollos, who was a gifted speaker and good at debating with people and sharing his faith, could tell the complete story of salvation.

When Apollos decided to go to the region around Corinth to help teach the Christians there, the Christians in Ephesus wrote a letter asking the disciples there to welcome him. When he arrived, he was

a great help to the Christians there. He vigorously refuted his Jewish opponents in public debate, proving from the Scriptures that Jesus is the Messiah.

Meanwhile Paul's ship had docked in Caesarea and he travelled on to Jerusalem. . Paul was welcomed by the church there. Paul reported on his Second Missionary Journey to Peter, James, and John before he returned to the church in Antioch. Letting the early apostles know about the progress of the Gentile believers was important. Paul wanted their approval for the spreading of the gospel in Europe.

From Jerusalem Paul returned to Antioch in Syria. Again he was welcome by the Christians there and shared his adventures with them. This ended Paul's Second Missionary Journey.

The friendship that Paul had with Priscilla and Aquila continued for many years. When Paul wrote a letter to the church in 1 Corinthians 16:19 he mentions them and the church that is in their house in Ephesus. They still had a good relationship with the church in Corinth and were not ashamed to use their house for God's work. In Rom 16:3-5, Paul calls Aquila and Priscilla "my helpers in Christ Jesus." Aquila never became a pastor, or a missionary; they were co workers in Christ. They were willing to risk their own lives to save Paul's.

Paul said the all the churches were thankful for Priscilla and Aquila because they had willingly served the believers. This couple is an example to us of how a husband and wife can be used by God to faithfully serve Him together. We still have people like Priscilla and Aquila in our churches today. These are people who choose to spend their lives helping spread the good news of Jesus. They are not the paid preachers or leaders because they have a job outside the church. Sometimes these people are still called tentmakers, just like Priscilla and Aquila. They don't actually make tents but they are heroes of the faith because they support themselves and the work of the gospel.

How can children learn to serve God like Priscilla and Aquila? The biggest job children have right now is to go to school and get an education. We should always do our best to learn at school so we will one day be successful at a job. Doing our best is pleasing to God. We can then use that job as a place and way to tell others about Jesus.

Another important way to please God is to read His Word and pray every day. We cannot give the message of salvation to others if we do not study and learn scripture. Priscilla and Aquila were good students of scripture when Paul taught them about the gospel.

Remember serve God by doing a good job at work and sharing your faith!

Review Questions: "In a Tent"

Preparation: You will need to hang a sheet or large drop cloth across two chairs or between two racks to form a tent. You can also spread a sheet over a table and have children sit under the table or simply attach strips of cloth to walls. (See photo.) Hang pennants or flags and supply cushions if desired. Other supplies include index cards, pencils, and dice cube.

Procedure: Invite the students to sit under the tent with you.

Say: "In this lesson we learned how Paul worked with Priscilla and Aquila making tents. While they worked Paul taught them about Jesus the Messiah. We are going to sit in our tent and answer questions about our lesson today."



Give each student an index card and have them write their name on the card. Students are to use the card to record the total number of points they earn by correctly answering the following review questions.

Say: "I will select someone to answer a review question. If you answer the question correctly you may roll one dice. This will tell you how many points your correct answer is worth. Record your score on the index card. The winner is the one with the most points." Be sure to alternate between students giving everyone an equal opportunity.

1. What special mission did God give to the Apostle Paul? (God chose him to be the first missionary to the world and to be the one who would bring the gospel to the Gentiles and to suffer much for His name.)
2. On the first Missionary Journey what churches did Paul and Barnabas establish? (They led Gentiles to believe in Cyprus and Galatia and churches were established in Antioch of Psidia, Iconium, Lystra, and Derbe.)
3. Who traveled with Paul on the Second Missionary Journey and to what places did they first go to visit? (Silas traveled with Paul to the churches that were first established in Galatia on the First Missionary Journey.)
4. Who were the first believers in Ephesus? (Lydia of Thyatira and the Philippian jailer and his family.)
5. What did Paul see in Athens that made him upset? (The people there worshipped many idols; Acts 17:16)
6. What did Paul use in Athens to tell the people about Jesus? (He say an altar with the inscription "To An Unknown God" to tell them about the true God. Acts 17: 23)
7. Where did Paul go after he left Athens? (He went to Corinth.)
8. Who did Paul meet in Corinth and what were their occupations? (Paul met Aquila and Priscilla who were tentmakers like himself.)
9. Where did Paul go every day in Corinth to preach the gospel? (He went to the synagogue where he used the Old Testament writings to prove that Jesus was the Messiah.)
10. What did the Holy Spirit tell Paul about the city of Corinth? (The Holy Spirit told Paul to stay there for quite a long time because there were many people in that city who would believe. So Paul stayed in that city a year and a half.)
11. What important case was brought against Paul that Gallio ruled in Paul's favor? (Gallio ruled that Christianity was just a part of Judaism and refused to hear any cases against the new believers. This was an important decision that helped the Christians. As long as Christianity was seen as part of Judaism, the Roman courts would leave the Christians alone.)
12. After Paul left Corinth what vow did he take in the port of Cenchrea? (Paul took a Nazarite vow which was a promise to be dedicated to God and serve Him. After the time of the vow was over, Paul shaved his head.)
13. Who did Paul take with him to Ephesus? (He took his good friends Priscilla and Aquila because he knew that they would teach the people in that city about Jesus.)
14. Where did Paul go after he left Ephesus? (He returned to Jerusalem to report to the apostles there about the work of the spread of the gospel. He then went to the church in Antioch to report to them about the Second Missionary Journey?)
15. Who came to the city of Ephesus to preach while Paul was gone? (Apollos who was a very powerful speaker came to preach.)
16. What important information did Priscilla and Aquila share with Apollos? (Apollos had only been taught what John the Baptist had said which was repentance from sin. That is the first step. They shared with Apollos the whole message which was to repent from sin and then believe in Jesus. Priscilla and Aquila told Apollos about Jesus' life, death, and resurrection and the reality of God's Spirit. They explained to him the way of salvation.)
17. Why are Priscilla and Aquila an important example to us today? (They were a self supporting couple who faithfully served the churches by teaching people about the gospel and using their home as a place of fellowship and instruction.)
18. What things did Priscilla and Aquila do that we can do today? (We can support the church, be hospitable in our homes to welcome new Christians, and faithfully study the Word so we can accurately teach others about Christ.)
19. What is our memory verse? (Our memory verse is Ephesians 6:7 "Serve wholeheartedly, as if you were serving the Lord, not people.")

Bible Memory Verse Activity: “Roll the Ball”

Our memory verse is Ephesians 6:7 “Serve wholeheartedly, as if you were serving the Lord, not people.” Have students locate verse in scripture and read it aloud several times together.

Say: “In this verse Paul is telling us that we should work at our job as if Jesus was our boss! The most important person to please is our Father in heaven. He wants us to do everything—even our job—in such a way that brings Him glory. Working at a job means that we must learn to work with other people. God wants us to learn to work together. When we do that we are serving God.”



Preparation: You will need a beach ball, paper, and a marker. Print Ephesians 6:7 on the poster paper or white board.

Procedure: “Everyone is to stand by a partner. Let’s make two lines with partners facing each other. One partner will stand along this line (draw an imaginary line with your hand) and the other partner will stand along this line (draw a second line). Hold your partner’s hands.” Assist children with lining up shoulder to shoulder and holding hands.

Say: “I’ll roll this beach ball across your hands as I say the Bible verse. Work together to get the ball to the end of the line without dropping the ball. The last set of partners will bring the ball to me and we will roll it again.”

Say the Bible verse as you roll the ball. Repeat several times.

Say: “How can we serve the Lord by working together at church?” (We can open doors for people, offer to help carry items, ask or invite other children to play together, listen when people are talking, tell people about your church, and tell people about Jesus.)

Say: “Priscilla and Aquila were not preachers, but they still told people about Jesus. The couple worked together with Paul and Apollos to tell about Jesus. We can work together with people, too.”

Group Learning Activity: “Tent Church” Grades K-3

Preparation: Print out a copy of the “Tent” pattern below on heavy weight paper or cardstock for each of your students. You will need scissors, glue, crayons, and 1 shoe string per child. Other supplies include a hole puncher, marker, and paper. (For younger children, cut out the tent shape and punch holes where indicated on the tent.) On the sheets of paper print the letters c, h, u, r, c, h on the paper with one letter per page. You will also need to print statements about Jesus and cut apart the strips. One copy for every three students.

Say: “What are some things you can do? (Sing, jump, read, play the piano, etc.) How did you learn to do those things? (Someone taught you—teacher, parent, friend.) Many times we learn new things from our teachers. I am your teacher and I want you to learn about God and Jesus. When people



come to church they can learn about God and Jesus. In our lesson we learned that Priscilla and Aquila taught people about God and Jesus when they invited the church to meet in their home. Paul also was a good teacher of the Old Testament and told people that Jesus was the Messiah. We are going to learn about the church and some ways that we too can tell others about Jesus.”

Procedure: Show the papers with the letters from the word *church* one at a time. Clap out a rhythm pattern for the children to follow your lead. Encourage the children to repeat the pattern. You can clap, tap, or stomp out additional patterns, inviting the students to mimic you. Say: “I will show you one letter at a time. Jump up and shout the letter with me.” Display “C”. Say: “This letter is c. Let me hear you shout “c.” Attach the letter to the bulletin board or wall. Continue for each additional letter, spelling the word *church*.”

Say: "Does anyone know this word? (This word is church. What is a church? It is a group of people who meet together to worship and praise God. What are some things we learn at church? (We sing praise songs, memorize Bible verses, give offerings, read the Bible, and learn about God and Jesus.) The book of Acts tells us about the first church and how the people learned about God and Jesus. In this lesson we learned how Priscilla and Aquila invited the church to meet in their home."

"What job did Aquila and Priscilla have? (They were tentmakers.) Paul worked with Priscilla and Aquila and helped make tents. He taught them about Jesus while they worked. Aquila and Priscilla taught Apollos about Jesus. We are going to make story tents and then learn how to use the tents to tell people about Jesus.

Procedure: Distribute the tent shapes and the crayons. Have students print the words "Tell About Jesus" on the inside of their tents. Encourage the students to color their tents and decorate both sides of the tent shape. Distribute the sheets of statements about Jesus. Have students cut apart the statements and glue the statements randomly on their tents. Show the children how to fold the tent on the solid lines to close the front of the tent. Distribute the shoe strings.




Say: "Sew the strings through the holes to keep the tent doors closed." (Assist students as needed.) "You can use your tent to tell people about Jesus."

Close by praying for opportunities for the students to tell people about Jesus.

Group Learning Activity: "Experiencing the Bible Story" (Grades 3-5)

Preparation: Each student will need a pencil and Bible and their spiritual notebook.

Procedure: Divide the class into two groups. Assign one group Acts 18:1-17 and the other group Acts 18:18-28. Instruct each group to read their passage and come up with a plan to present their passage to the other group. Suggestions: skit, mural, ballad/song, choral reading, etc. Allow time for the students to plan. Have each group present their passage to the class. After each group has made their presentation, ask the groups to go through the passage one more time and create a headline for the passage as if it were a newspaper story.



Provide materials for the following activities and divide the class into groups allowing students to choose an activity from the following list.

Group 1: Read Acts 18: 18-20. Find a Bible map showing Paul's Missionary Journeys. Trace his route with your finger. Make a map of Paul's travels as outlined in Acts 18. Include a legend showing the distances.

Group 2: Create a rebus of the memory verse.

Group 3: Find or compose a theme song for Acts 18. What was Paul's role as he traveled to these cities? Describe what Paul would have said if he had visited your church. How do you think you and others would have responded? Would you be open to hearing God's word preached by different people?

Group 4: Make two or three lists of the people in Acts 18 under different headings, such as "Spreaders" for those who helped spread the gospel message, etc. Read Acts 18: 24-27. Was it wrong for Apollos to preach although he was missing some information? How do you think he felt when Priscilla and Aquila corrected him? How did he respond when he heard the rest of the story? Make a list of ways that you can encourage Christians in other places.

Group 5: Design an advertisement for Priscilla, Aquila, and Paul as tentmakers. Read Acts 18:1-8. Find out why Paul had to work as a tentmaker and where he learned the trade. Design and construct a tent model out of materials found in your home.

Group 6: Read Acts 18: 9-17. Plan a puppet show for one scene from Acts 18, such as Priscilla and Aquila teaching Apollos, or the Jews condemning Paul before Gallio. Have there been times you have been afraid to speak about Jesus to others? What are some adjectives to describe Galilio? Are there people like Galilio in your life? Pray that God will give you the courage to speak out for Him.

Group 7: Plan a skit of one scene from this passage. Use simple Bible costumes or pieces of fabric for head coverings. Why did Paul shake out his clothes and say he was going to the Gentiles? Suggest a reason why Paul might have cut his hair. Read Numbers 6:1-21.

Group 8: Using your Bible and a Bible commentary and/or resource book, research the following:


1. When and why did Claudius order the Jews to leave Rome? (Acts 18:2)
2. What kind of reputation did Corinth have?
3. What kind of tents did Priscilla, Aquila, and Paul make? What were tents used for during this time period?
4. What can you find out about Apollos? (verse 24)
5. What was the job of a synagogue ruler? (verses 8, 17)

Allow time for the groups to work and for them to present to the whole class. Have students record what activity they completed in their spiritual journal along with the memory verse.

Group Learning Game Activity: “Missionary Journey” Grades K-4

Purpose: To help children recall the different places that Priscilla and Aquila lived and served God.

Preparation: Prepare the following signs and hang them in different locations on the walls of the classroom: Damascus, Italy, Corinth, and Ephesus. (This game is an adaptation of the “Four Corners” Game.)



Procedure: Have children stand or sit in one large group in the center of the room. Name the areas of the room according to the different locations in the story. Designate one player to be Priscilla or Aquila and have them stand in the middle blindfolded.

Ask the children where they think God will send Priscilla or Aquila next and have them run to that location. When everyone has chosen a location, have Priscilla or Aquila say where they are going. The children who chose correctly stay in the game. Those who did not choose correctly are out of the game and must sit down. Continue until only one child is left.

Conclude activity with this review discussion of the story.

Say: “What are some opportunities that God gave Priscilla and Aquila to serve Him? One way Priscilla and Aquila served God was by helping Paul in his ministry. How did they help Paul in Corinth? (They worked together making tents for a living. Paul stayed in their home.) What did God tell Paul to do? (The Holy Spirit told him to keep on speaking about Jesus.) What else did God tell Paul to encourage him? (God said He was with him. He said Paul would not be harmed because God had many people in Corinth.) God knew Paul needed friends to help him. If you were Paul’s friend, how would you have helped him be brave and keep telling people about Jesus? (Children respond.) How long did Paul stay in Corinth with Priscilla and Aquila? (One and a half years.) Paul was a missionary spreading the word about Jesus. How can you help a missionary? (Children respond.)

“What new opportunity to serve did God give Priscilla and Aquila? (They sailed with Paul to Ephesus.) What did they do when Paul left Ephesus? (They stayed there to help the people follow Jesus.) Apollos knew God’s Word very well, but did not fully understand baptism. How did Priscilla and Aquila help Apollos after they heard him speak in the synagogue? (They invited him home to help him understand

more about God’s ways.) God blessed Apollos with friends like Priscilla and Aquila who helped him in his ministry by showing him even more about God’s ways. Do you have a friend or family member who talks with you about God? Are you the kind of friend that will talk with another friend about God? Children discuss their friendships or hopes for that kind of friendship with someone in the future. God blessed Paul by giving him Priscilla and Aquila as friends. After reading what Paul said about them in his letters, what new facts did you learn about them? (They risked their lives for Paul. Paul and the churches were grateful for them. A church met in their home.) How does Paul describe his feelings toward his friends? (He was grateful to them.) By working with Paul and teaching Apollos, Priscilla and Aquila helped many people to follow Jesus. By having church in their home, they helped many worship and follow Jesus. How can you help people know more about Jesus? (Children respond.)”

Group Learning Game Activity: “Explore Books of the Bible” Grades K-5

Preparation: Print the “Flash Cards” of the books of the Bible below. Cut apart. Prepare a chart with the letters of the alphabet with space beside each letter to write the number of the Books of the Bible that begin with that letter.

Say: “Open your Bible to Acts 18. Paul, Priscilla, and Aquila worked together to tell others about Jesus. People at our church learn about Jesus in different ways. One way we learn is by reading the Bible. The Bible has 66 books. These books tell us about God and Jesus.”

Procedure: Place the Books of the Bible flash cards face up on the table. Say: “Let’s practice saying the name of the Bible books.” Guide each child to select a card. Say: “Can you tell me the name on your card? I will help you say the name.” State aloud each name. Place all of the cards face up on the floor.

Say: “Let’s see how many Bible book names start with each letter of the alphabet. I’ll call out a letter. Let’s find all of the name cards that begin with this letter.” Call out a letter of the alphabet. Guide the children to locate each of the cards beginning with the letter. Count and record the number of cards for each letter.” Continue as time permits.

a	2	g	2	m	4	s	3	y	0
b	0	h	4	n	3	t	5	z	2
c	5	i	1	o	1	u	0		
d	2	j	12	p	6	v	0		
e	6	k	2	q	0	w	0		
f	0	l	3	r	3	x	0		

Say: “People at church learn about God and Jesus. Church leaders and teachers help us learn about God and Jesus. Let’s thank God for those who help us by teaching at church.”

Craft Learning Activity: “Blanket” Grades 2-5

Preparation: You will need 1 ½ yards of Polar fleece (60 inches wide), scissors, seam ripper, or utility knife (for adult use only), paper, and markers.

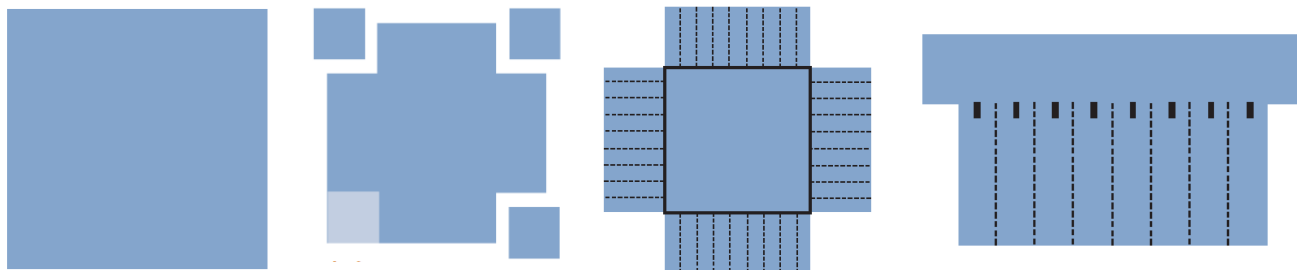
Say: “What did Priscilla, Aquila, and Paul sew? (They sewed tents.) They made tents. That is how they made money and helped people. Let’s pretend to sew a blanket to help someone. We will give it to a homeless shelter. Everyone sit around the material but do not touch it until I give the instructions.”



Procedure: Guide the children to sit around the fleece. “We will work together to make the blanket. Instead of sewing with a needle and thread, we will push strips of fleece through holes. Each person will push the strip (point to the strip) from the bottom through the small hole (point to the hole) and pull it through (demonstrate the action). This will make the fringe for the blanket. Remember to push the strip through the hole in the bottom and pull it out the top.”

Directions for making blanket:

1. Spread the fleece flat on the floor or table. Make the edges even and corners square but cutting with scissors or a rotary cutter.
2. Cut a 4 inch square from each corner of the fleece. Discard the pieces or save to use for another project.
3. Cut fringe pieces (1/2 or 1 inch wide) around the blanket.
4. Cut a tiny slit at the top of each piece of fringe.
5. Loop the end of the fringe through the slit and pull through.



As you work together have students talk about ways to work together. Tell who will receive the blanket. Invite students to make cards about Jesus to go with the blanket.

Review the Bible Memory verse: Ephesians 6:7 “Serve wholeheartedly, as if you were serving the Lord, not people.” Encourage students to think of different ways that they can serve the Lord by serving others.

Craft Learning Activity: “Paul’s Letter Keeper” (Grades 3-5)

Purpose: To create a collection of verses from Paul’s letters as the children learn of Paul’s travels and his writings.

Preparation: You will need the following supplies: loose leaf notebook, notebook paper, envelope, star sticker, assorted craft items, hole puncher, glue, crayons or markers. Write “Paul’s Letter Keeper” on the outside of the notebook.

Say: “Paul started many churches while on his journeys. He also returned to visit the same churches many times. He wrote letters to help them know how to love God and follow Jesus. We now find many of Paul’s letters in the New Testament of the Bible. Let’s imagine we are helping Paul collect copies of his letters. With each story we learn, we will mark on a map where Paul was on his journey and add an envelope containing one of his messages. Today, we learned how Paul met and worked with Priscilla and Aquila in Corinth. Who did God say He had in Corinth to help Paul? (Many people who believed in God.) Paul kept teaching because he knew God and many other believers were with him. Later, while Paul was in Ephesus on his third missionary journey, he sent a letter encouraging his Corinthian friends to keep doing as he had taught them. Let’s add 1 Corinthians 11:2 to our Letter Keepers.”

Directions:

1. Copy the words of 1 Corinthians 11:2 onto a sheet of notebook paper. Decorate the paper with a picture of one way you can serve God with your friends.
2. Address the envelope to “The Church at Corinth.” Write “From Paul in Ephesus” as the return address.
3. Punch holes in the envelope to match the holes in your Letter Keeper.
4. Unclasp the binding of your Letter Keeper. Add the new envelope and re-clasp.
5. Place the verse from Corinth inside the envelope.
6. Place a star sticker on the region of Corinth on the map.

Craft Learning Activity: “Bible Timeline Review” Grades 3-5

Purpose: To create a timeline of the events in Paul’s Second Missionary Journey and provide a review activity.

Preparation: You will need drawing paper for each of the events in the timeline, colored markers, and pencils.

Procedure: Assign individual students each of the following events in Paul’s Missionary Journey. Have students write the title of their picture in large letters across the top of their drawing paper. Use the following titles with the appropriate dates. Have students illustrate the event describe. Arrange the picture time line in order across the wall of the classroom.

- God Changes Saul’s Heart (Circa 33-34 A.D.)
- Saul Escapes from Damascus (Circa 33-34 A.D.)
- Barnabas and Paul (Circa 46-47 A.D.)
- Paul Visits Macedonia (Circa 48-49 A.D.)
- Paul and Lydia (Circa 48-49 A.D.)
- Paul and Silas in Prison (Circa 48-49 A.D.)
- Priscilla and Aquila (Circa 49-54 A.D.)

Review the events using the following descriptions:


- God Changes Saul’s Heart (Circa 33-34 A.D.) What happened to Saul on the road to Damascus? (A bright light blinded him and Jesus spoke to him.) That day, Saul realized that Jesus was the Lord. What happened to Saul when he met with Ananias? (He was filled with the Holy Spirit. Scales fell from his eyes and he could see again.) What was the first thing Saul did once he could see? (He was baptized.) God changed Saul from a man who hurt believers into a man who helped others believe in Jesus.
- Saul Escapes from Damascus (Circa 33-34 A.D.) In Damascus, Saul preached boldly that Jesus was the Son of God. The Jews there were surprised Saul had changed his mind about Jesus. They made an evil plan to stop him from telling others about Jesus. How did his followers help Saul escape from Damascus? (They lowered him in a basket through an opening in the city wall.)
- Barnabas and Paul (Circa 46-47 A.D.) Barnabas was an encourager to Paul and to many others. What did he encourage Paul to do? (To come to Antioch, to keep preaching.) Barnabas traveled with Paul on his first missionary journey. Barnabas risked his life to encourage non-believers to believe and new believers to stay true to Jesus.
- Paul and Lydia (Circa 48-49 A.D.) Continuing on his second missionary journey, Paul went with Silas and Timothy to Philippi. There, God opened Lydia’s heart to respond to Paul’s message. What did Lydia do in response to Paul’s message? (She was baptized. She invited them to stay at her home.)
- Paul and Silas in Prison (Circa 48-49 A.D.) After staying in Lydia’s home, Paul and Silas were unfairly thrown into jail. What did the other prisoners hear them doing that night in the prison? (Praying and singing hymns.) After God sent the earthquake, the prisoners could have escaped, but they stayed. Paul told the jailer about Jesus. What happened to the jailer? (He and his family believed and were baptized.)
- Priscilla and Aquila (Circa 49-54 A.D.) God gave Priscilla and Aquila many ways to serve Him. In Corinth, they served God by helping Paul. How did they help Paul? (They made tents with him, gave him a place to stay, and traveled with him to Ephesus.) They helped Apollos by inviting him to their home to learn more about God’s ways. They also served God by having the church meet in their home.

Craft Learning Activity: “Priscilla and Aquila” Sack Puppets (Grades K-3)

Preparation: You will need two small paper lunch bags or 2 long craft sticks or wooden paint stirrs for each child. Set out the paper lunch bags, crayons, yarn, and glue sticks. Print the pages of outlines for Aquila and Priscilla below for each child.

Procedure: Distribute the materials. Let each child choose to make a Priscilla puppet, an Aquila puppet, or both if time allows. Instruct children to color the figures as they desire. Have children cut out the puppets and glue them to the paper bags or to the large craft sticks. Help them glue yarn hair on their puppets.

As they work review how Priscilla and Aquila helped Paul tell others about Jesus. Encourage them to use their puppets to tell a friend about Jesus this week.



Life Application Challenge: “Where would you go?”

Say: “Paul was willing to go everywhere God led him to go, even when he knew he would face suffering. Paul was dedicated to Jesus, who called him to do the work of sharing the gospel. Where would you be willing to go for God? Do you think there is anywhere God wouldn’t want believers to go? How can we know God is calling us to do something? What can we do if God asks us to do something scary? God calls us to share the gospel where we are and wherever God takes us. Our lives should point to Jesus.”

Three Tentmakers Paul, Priscilla, and Aquila



Ephesians 6:7

“Serve wholeheartedly, as if you were serving the Lord, not people.”

Paul worked with Aquila and Priscilla.

Connect the dots to see what they made. Color the picture.



Paul was in Corinth. What was he doing there?

Add and subtract letters.
A B C D E F G H I J K L M N O P Q R S T U V W X Y Z

He spent every Sabbath day in the _____
Q+2 T+5 R-4 C-2 E+2 K+4 E+2 Z-5 D+1

He _____ to persuade the Jews and Greeks about
W-3 N+4 M-4 A+4 A+3

P-6 G-2 V-3 S+2 L+7

He _____ that Jesus was the
M+3 X-6 A+4 P-15 H-5 F+2 H-3 C+1


promised _____
J+9 K-10 X-2 G+2 R-3 W-5

The people refused to believe him.
So he taught from the house next door to the synagogue,
and many Gentiles believed.

The Lord spoke to Paul in a vision.
What did he say?

Color the letters used 7 or more times.

W	Y	C	Y	W	C	V	M	V	J	V	H	W	V	J
M	V	H	D	O	V	C	Y	N	O	T	Y	H	V	M
M	B	E	J	V	A	F	R	A	I	D	W	M	C	J
H	Y	K	E	E	P	J	Y	C	M	H	O	N	W	H
J	S	P	E	A	K	I	N	G	Y	J	M	Y	J	V
W	M	C	Y	J	H	M	M	W	C	V	H	W	C	W
D	O	W	J	N	O	T	Y	H	B	E	J	M	V	M
M	V	H	S	I	L	E	N	T	V	M	W	V	C	J
M	C	M	Y	C	J	M	C	J	W	H	C	H	C	M



Paul's Second Missionary Journey Map



Trace Paul's second missionary journey on the map. Use the clues below to help you.

1. Paul started his second missionary journey from the church in the city of A _____ .
2. After visiting his home town of Tarsus Paul went back to visit the church in the city of D _____ .
3. Next Paul went to the city where he had healed a lame man and ended up being stoned. It was L _____ .
4. Timothy joined Paul and Silas and they all went to the city of I _____ .
5. Paul and his companions traveled over land through the city of Antioch to the seacoast town of T _____ . Here a Paul had a vision of a man calling him to come to Macedonia.
6. Paul, Silas, and Timothy sailed to P _____ where a woman by the name of Lydia was saved. A jailer and his family were also saved.
7. Next Paul preached in the temple at T _____ but some of the men along with Jason were arrested.
8. Paul then moved on to B _____ where he left Silas and Timothy to preach for a while.
9. Paul then took a boat to the famous city of Greece called A _____ where he preached about the unknown god.
10. After preaching there Paul moved on to the city of C _____ . Here he met Priscilla and Aquila and stayed in their home for a year and a half preaching.
11. Priscilla and Aquila then traveled with Paul across the sea to the city of E _____ . They stayed there to work in the church that was started by Paul.
12. Paul then went on back home--first to Rhodes, then to Paphos, on to C _____ and finally back to the church in Antioch.




Priscilla and Aquila

AQUILA
 BELIEVERS
 CORINTH
 EPHESUS
 GOSPEL
 PAUL

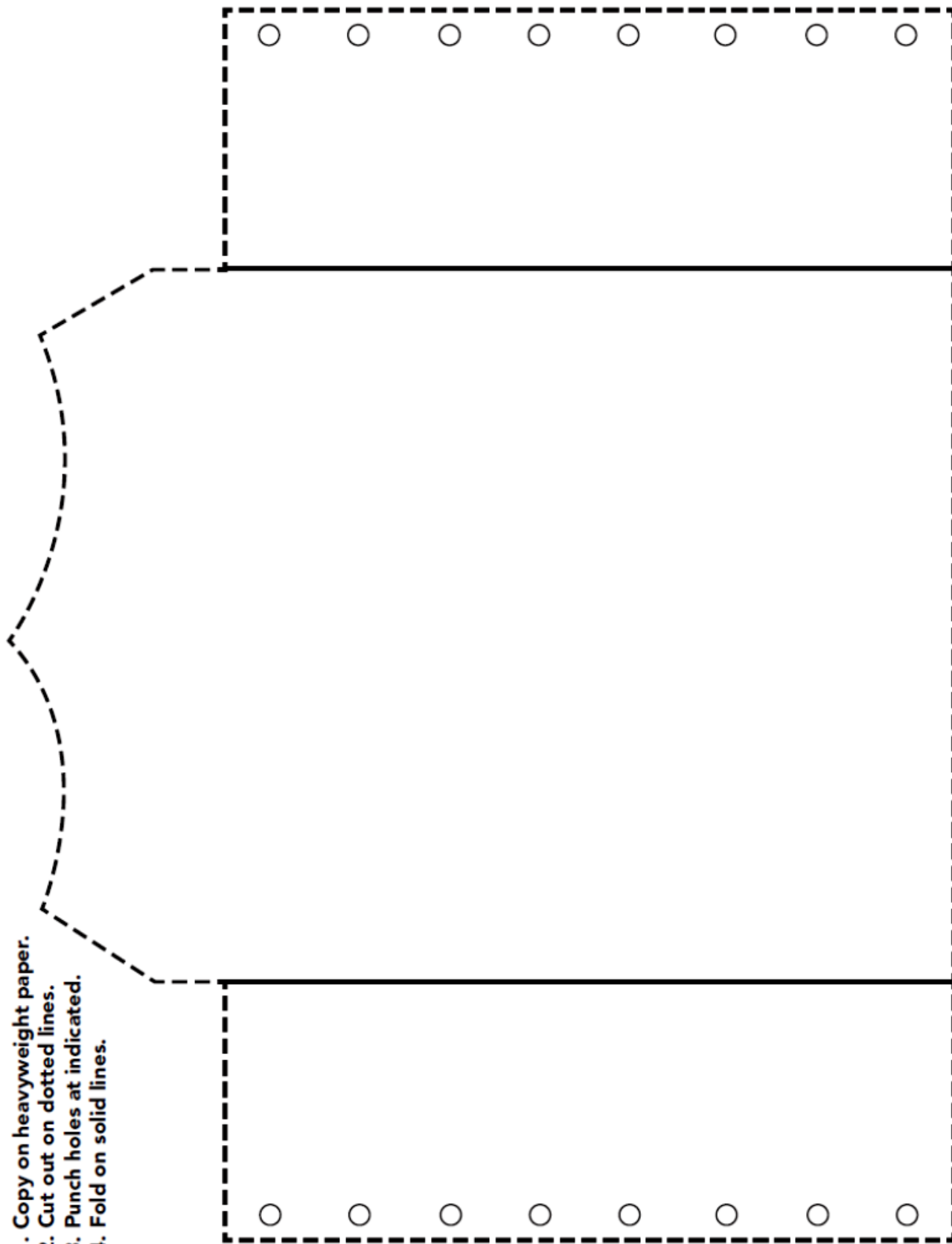
PREACH
 PRISCILLA
 SAILED
 SYNAGOGUE
 TENTMAKERS

N Q R S A B N J I B C C A S H
 N Y K R Q F E W O S O L C C G
 R U S E U D E L E R L H A J V
 K Z A K I R S D I I T E D Q T
 C W H A L G G N C E R P S O B
 F E J M A C T S E P V L N F E
 K Y H T L H I B S U S E H P E
 R P B N W R E S K H T H R S L
 K O Y E P T H D B Y L N W S E
 I D G T L N C B E F B E S V P
 P A U L T T J W S L Y P Z C S
 Y Z J J W E K X V X I M U T O
 N R R C U E K P O M Z A N A G
 S Y N A G O G U E R V A S U W
 C U T A N A R X J J L K L L F



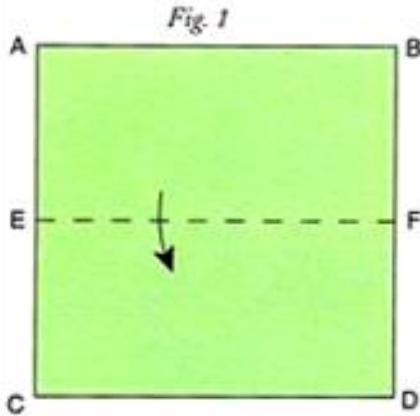


1. Copy on heavyweight paper.
2. Cut out on dotted lines.
3. Punch holes at indicated.
4. Fold on solid lines.

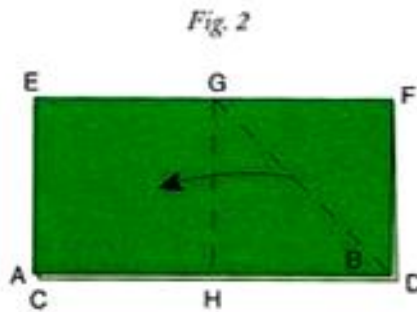


Statements about Jesus

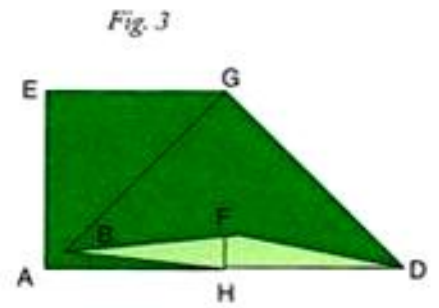
Jesus grew, learned, and had friends.	Jesus worshiped God in the synagogue/temple.
Jesus taught people what God is like.	Jesus performed miracles and healed the sick.
Jesus wants people to love and obey Him.	Jesus is God's one and only Son.
Jesus grew, learned, and had friends.	Jesus worshiped God in the synagogue/temple.
Jesus taught people what God is like.	Jesus performed miracles and healed the sick.
Jesus wants people to love and obey Him.	Jesus is God's one and only Son.
Jesus grew, learned, and had friends.	Jesus worshiped God in the synagogue/temple.
Jesus taught people what God is like.	Jesus performed miracles and healed the sick.
Jesus wants people to love and obey Him.	Jesus is God's one and only Son.



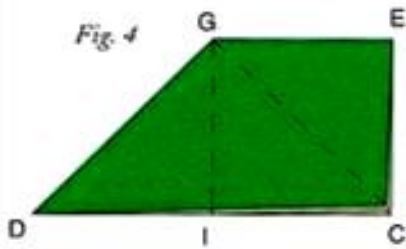
Step 1. Fold a square piece of paper along line EF (Fig. 1) so that AB falls on CD (Fig. 2), and crease in the middle at GH.



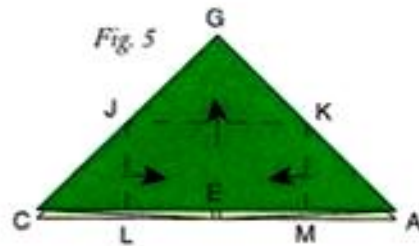
Step 2. Open corner F (Fig. 2) and bring point F down between B and D so that GF falls on GH (Fig. 3). Crease GB and GD.



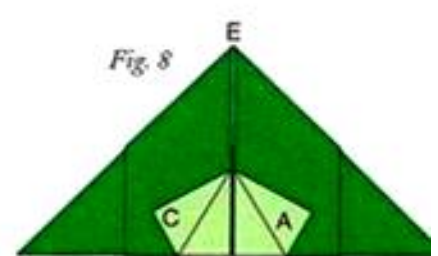
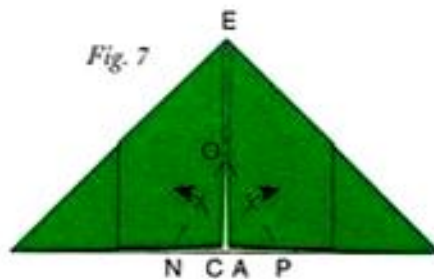
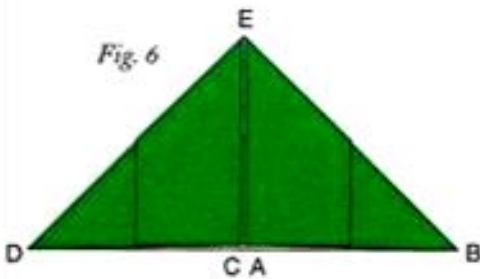
Step 3. Turn the paper over and repeat Step 3 with E (Figs. 4 and 5).



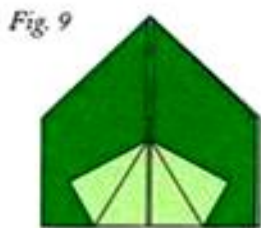
Step 4. Fold along JK, JL and KM, making corners G, C and A meet on E, and then open (Fig. 5).



Step 5. Lift up E so that it falls on G while corners C and A meet at the center (Fig. 6).



Step 6. Fold along ON and OP and pull back the flaps (Figs. 7 and 8).



Step 7. Turn the paper over and repeat Steps 5 and 6 on the other side.

Exodus

Numbers

Genesis

Leviticus

Joshua

Ruth

Deuteronomy

Judges

2 Samuel

2 Kings

1 Samuel

1 Kings

2 Chronicles

Nehemiah

1 Chronicles

Ezra

Job

Proverbs

Esther

Psalms

Song of Songs

Jeremiah

Ecclesiastes

Isaiah

Ezekiel

Hosea

Lamentations

Daniel

Amos

Jonah

Joel

Obadiah

Nahum

Zephaniah

Micah

Habakkuk

Zechariah

Matthew

Haggai

Malaehi

Luke

Acts

Mark

John

1 Corinthians

Galatians

Romans

2 Corinthians

Philippians

1 Thessalonians

Ephesians

Colossians

1 Timothy

Titus

2 Thessalonians

2 Timothy

Hebrews

1 Peter

Philemon

James

1 John

3 John

2 Peter

2 John

Revelation

Jude