

Unit 3: Miracles of Jesus

NT3.4 Jesus Heals Blind Bartimaeus

Scripture: Luke 18: 35-43; Mark 10:46-52

Lesson Goal:

Jesus was a very powerful teacher. He proved to everyone that he was really God by healing the sick and forgiving people of their sins. In this lesson we will see how Jesus healed a blind man named Bartimaeus.

Introduction:

This is the fourth lesson in Unit 3: The Miracles of Jesus. The life and ministry of Jesus is told to us in the first four books of the New Testament. This Bible story is found in books of Matthew, Mark, and Luke. Jesus was a very powerful teacher. He proved to everyone that he was really God by healing the sick and forgiving people of their sins. In this lesson we will see how Jesus healed a blind man named Bartimaeus. The Gospels are the first four books in the New Testament. The gospels tell about the life and ministry of Jesus. The word "gospel" means the good news about Jesus. Let's say the names of the gospels together: Matthew, Mark, Luke, and John.

Attention Getter: "Blindness"

Would everyone close your eyes for a minute? What do you see when your eyes are closed? Is it dark? Have you ever thought what it would be like not to be able to see — to be in darkness all the time? Let's keep our eyes closed. Can you picture a tree and some flowers in your mind? How about a dog? Now picture your family. Open your eyes.

You can see those things in your mind. That's because you have seen them with your eyes. But the men in our Bible lesson today were born blind. They had never seen anything. They did not even know what their mom or dad looked like. Imagine how much they wanted to see.

If you could not see, you would have to listen very carefully in order to know what was around you. Let's see how well you can tell what things are just by listening. I will play some different sounds. Listen carefully and then you can guess what they are. Are you ready? (Play sounds.) What did you hear?.....Did you hear the dog barking, footsteps, a door closing, a car horn, a cat meowing, and a some drums playing? Wow! You really had to listen carefully to hear all those things. Our eyesight is very important to us, isn't it?

This lesson is about people who could not see anything even when their eyes were open. They were blind but they knew that Jesus could help them. One of the ways that we can know that Jesus was really the Son of God is that He could heal the blind. Hundreds of years before the prophet Isaiah wrote, "*In that day...out of the gloom and darkness, the eyes of the blind will see.*" Jesus fulfilled that prophecy because He was the Promised One! (Isaiah 29:18; 35:5; 42:7)

Opening Prayer:

Let's pray. Thank You, Jesus, for taking away the darkness of our sin. We praise you for giving our eyes spiritual light so that we may see the path to eternal life with You in Heaven. In Jesus' name, we pray. Amen.

Memory Verse:

The memory verse is John 8: 12 "Jesus said, "I am the light of the world; whoever follows me will never walk in darkness, but will have the light of life."

Lesson Video: <https://youtu.be/PMsP19lp1oQ>

In the later years of His ministry, Jesus and his disciples spent a lot of time down in the area called Judea. One day they were leaving the city of Jericho to go up to Jerusalem, when they met a blind man named Bartimaeus. Because Bartimaeus was blind, he wasn't able to have a job like other people. In Bible times the only way that a blind person got the money he needed for food and clothes was to beg. Beggars would sit by the road and call out to people walking nearby, asking them for money or food. This was much like the homeless people we see along the side of the road today.

So Bartimaeus sat along the busy road near Jericho and begged. Day after day all the people around would hear Bartimaeus calling out for people to help him. Bartimaeus was in total darkness because he could not see with his eyes. But he had a much greater problem. Bartimaeus had darkness in his heart because of sin.

You and I are also born with sinful hearts. God says that living in sin is like being in darkness because we are apart from Him and cannot find our way to Him; sin has blinded us from seeing the truth about ourselves and about God.

One day Bartimaeus heard many people walking down the road. Bartimaeus called out to the crowd, "*What's going on?*"

"*Jesus of Nazareth is coming by!*" someone called back. "*Jesus! Son of God, have mercy on me,*" Bartimaeus shouted. "*Son of God*" was a title used for the Savior that God had promised to send. Bartimaeus recognized that Jesus was the one God had sent to save people from their sins! To have mercy on someone means to care about the person and treat him or her kindly.

Bartimaeus was making a lot of noise! The people around Bartimaeus told him, "*Be quiet!*" These people had seen Bartimaeus begging every day. They thought he was making too much noise. They wanted to see what Jesus was going to do and they didn't want Jesus to be interrupted.

But Bartimaeus did not listen to the people who told him to be quiet. He wanted Jesus to hear him! So he shouted out louder still, "*JESUS, HAVE MERCY ON ME!*" Bartimaeus hoped that Jesus would hear him and care about him.

Jesus could have passed right by this noisy man. He could have said, "*Not now, Bartimaeus,*" But Jesus didn't ignore him. He didn't keep walking down the road. No, Jesus stopped! Jesus knew Bartimaeus was there, in that great crowd of people, needing His help. Because Jesus is God he knows what you need, too. He said, "*Bring Me that man who is shouting out My name.*"

Quickly several people came to Bartimaeus. "*Cheer up!*" they said. "*Jesus is calling you!*" They took him by the arms and guided him to Jesus. How excited Bartimaeus must have been to know that Jesus wanted to talk to him!

Bartimaeus jumped up, threw his cloak aside, and came to Jesus. Even though he was blind, Bartimaeus went right to Jesus. When Bartimaeus came up to Jesus, Jesus asked, "*What do you want Me to do for you?*"

Bartimaeus said, "*Rabboni, Wonderful teacher, I want to SEE*". When Bartimaeus called Jesus "*Rabboni*" that means "*My Great One*" or "*My Lord, my Master.*" That showed that Bartimaeus had faith. He was confident in Jesus' ability to heal his blindness and give him the gift of sight.

Jesus must have smiled. This man was VERY sure Jesus could help him! He wouldn't be stopped by other people's unkind words. Jesus said to him, "*Then open your eyes. Your faith in Me has made you well!*" Instantly Bartimaeus could see!

The Lord saw the faith in the heart of Bartimaeus. Because he believed, Bartimaeus was not only healed from physical darkness; he was delivered from spiritual darkness as well. He was saved. Bartimaeus was saved both from his blindness and from the darkness of sin.

Probably the first thing that Bartimaeus saw was Jesus' face. He was so happy that he began worshipping and praising God for caring about him and making him able to see. Bartimaeus could see the crowd following Jesus. He too, wanted to stay close to Jesus, who loved Him and made him to see. So Bartimaeus came right along with the crowd and followed Jesus too!

The crowd was amazed! They had seen Bartimaeus when he was blind. Then they had seen Jesus cause Bartimaeus' blind eyes to see. It was a miracle--something only God can do. Now the crowd joined Bartimaeus in praising God as they continued following Jesus.

All the blind people that Jesus healed lived in total darkness because they could not see with their eyes. But they all had a much greater problem. They had darkness in their heart because of sin. You and I are also born with sinful hearts. God says that living in sin is like being in darkness because we are apart from Him and cannot find our way to Him; sin has blinded us from seeing the truth about ourselves and about God. Jesus was the only One who had the power to give physical eyesight. But more than that He was the only One who could take away the darkness of sin in our heart.

What is sin? Sin is anything that does not please God. God's Word in John 3:19 says that the wrong things people do cause them to love darkness rather than light. Have you ever noticed that when people do things they know are wrong, they try to hide them, or do them secretly? Have you ever tried to hide one of your sins? For example, have you ever hidden something you broke so no one will find out? Or, have you ever said, it wasn't you that did something naughty, when it really was? You were trying to hide one of your sins.

God says that all sin must be punished; the punishment is to be forever separated from God in a place of darkness. Without the Lord Jesus you are in the darkness of sin. It is a much greater problem than being in darkness like a blind person. When Jesus died on the cross, he took the punishment for the sins of the whole world. Jesus didn't deserve to die because He had no sin at all. The Bible says that by dying, the Lord "delivered us from the power of darkness...through His blood" (Colossians 1:13, 14).

If I cup my hands together very tightly can you see what I have inside? What's inside? Darkness! You can't see the darkness because every time I open my hands, the light gets in! Light makes the darkness go away. This reminds me of a name Jesus calls Himself in God's Word.

Our verse today is John 8: 12 Jesus said, *"I am the light of the world; whoever follows me will never walk in darkness, but will have the light of life."* Let's say it again together. John 8:12 Jesus said, *"I am the light of the world; whoever follows me will never walk in darkness, but will have the light of life."*

People who have not received the Lord Jesus as Savior are walking in the darkness of sin. But when you choose to follow Jesus, believing on Him to save you from sin, He comes to live inside you. He gives you His new life inside—eternal life—so you can live forever with Him. His life inside you is the light that keeps you from living in the darkness of sin. All you must do is to call on Him to forgive you.

Remember Jesus is the Light of Life!

Review Questions: Pick Up Sticks

Purpose: The children will review key words and ideas from this week's Bible lesson as they pick up sticks.

Preparation: You will need craft sticks, the review questions printed on slips of paper and a canister for the questions.

Procedure: Give each child four craft sticks. Put the following questions on slips of paper and put into an empty canister. Students will draw out a question from the canister when they successfully remove a craft stick. Use this game to retell the story of how Jesus healed Bartimaeus. Score one point for each correct answer. Winner is the first one to pick up all the craft sticks and successfully answer the questions.

1. Who did Jesus and His disciples meet along the road from Jericho to Jerusalem? (Blind Bartimaeus)
2. In what two ways was Bartimaeus in total darkness? (He was physically blind and He was spiritually blind.)
3. In our Bible lesson what are some words that Bartimaeus heard from the crowd? (Be still. You are bothering Jesus.)
4. What kind words did Bartimaeus hear? (Jesus calling for him to come and see him.)
5. What was Bartimaeus' greater problem: the fact that he could not see with his eyes or the fact that he had darkness in his heart because of sin? (Darkness in his heart was a much greater problem.)
6. Why does God say that living in sin is like being in darkness? (Because when we are in sin, we are separated from Jesus, the Light of the World. Jesus gives us spiritual insight to the things of God.)
7. What does the Bible mean when it says the wrong things people do cause them to love darkness rather than light? (Sinners want to hide their wrong doings.)
8. Why did Bartimaeus call Jesus, the Son of David? (The Israelites knew that the Messiah would be from the family line of David.)
9. In what two ways did Jesus heal Bartimaeus? (Physically and spiritually.)
10. What did Bartimaeus do after Jesus healed him? (He followed Jesus on the road to Jerusalem.)
11. What is the memory verse? (John 8: 12 Jesus said, "I am the light of the world; whoever follows me will never walk in darkness, but will have the light of life.")
12. What life lessons can we learn from this Bible story? (Only God can work miracles and Jesus showed that He was God by performing this miracle. Sin or doing wrong causes us to be in spiritual darkness. Jesus is the light of the world and He can bring spiritual light to our lives. Only He can save us from our sins.)




Bible Memory Verse Activity: "Styrofoam Cup Art" (Grades K-5)

Our memory verse today is John 8: 12 Jesus said, *"I am the light of the world; whoever follows me will never walk in darkness, but will have the light of life."* Let's say it again together. John 8:12 Jesus said, *"I am the light of the world; whoever follows me will never walk in darkness, but will have the light of life."* Have students look up the verse in scripture and repeat the verse together several times.

Preparation: You will need Styrofoam cups and three or more chenille wires for each child. You will also need index cards.

Procedure: Give each child a Styrofoam cup and three or more chenille wires. Children are to turn the cups upside down and use markers to decorate and write phrases from John 8:12 on the outside of the cups. Children are to curl the top of the chenille wires to make spirals. Then children are to poke the wires into the bottoms of the cups.



As children work ask the following questions: *"Why do you think Jesus compared himself to light? (He takes the darkness of our sin away.) What do we need to do to "follow Jesus"? (Believe that He is the Son of God and that He has the power to save us.) What does Jesus promise to do if we follow Him? (He will give us the light of life.)* On index cards have students write one or two words from the verse to remind them of the verse and the promise Jesus makes to us.

Group Learning Game: “Re-enact the Bible Story” (Grades 2-5)

Preparation: You will need simple Bible costumes. Print the words "Jesus" and "Bartimaeus" on poster board cards.

Procedure: Have children take turns assuming various roles: Jesus, disciples, Bartimaeus, and the crowd. Attach name cards to the characters with tape. Other children can pretend to be the crowd in the story. As story is being retold (read Mark 10:46-51), guide the children in moving to show the appropriate actions.



Lead the children in portraying the following scenes:

- Bartimaeus sitting along the roadside begging while the crowd passes him by.
- Crowd is loud and excited. Bartimaeus asks what is going on. Crowd tells Bartimaeus that Jesus the Son of God is coming.
- Bartimaeus calls out to Jesus, “Son of God, have mercy on me!” Crowd tells him to be quiet.
- Jesus stops to answer Bartimaeus’ call and heals his blindness. Jesus always has time to answer our prayers.

Review with the children the central concept of spiritual darkness compared to physical darkness or blindness. Encourage children to respond to an invitation to accept the invitation to receive salvation,


Group Learning Activity: “Seeing Colors” (Grades 3-5)

Preparation: You will need the following items to conduct experiments with seeing colors: bubble solution, dishwashing liquid, plastic plates, straws, milk, flashlight, lamp, toy kaleidoscope, and lamp,

Say: "In this lesson Jesus spoke kindly to Bartimaeus and then made his eyes well. What are some things Bartimaeus must have been happy to see? (Jesus, the tree, the sky.) "We are glad that God has given us eyes to see! Let's use our eyes to experiment and see different colors." Use one or more of the following experiments to see colors:

Procedure: Use the items that you have gathered to conduct the following experiments to make colors visible.

Bubble Colors: Children pour bubble solution (one part dishwasher liquid and three parts water, increasing the amount of dishwashing liquid for dryer climates) onto plastic plates, covering bottom of plates with solution. Children put one end of straw in solution and gently blow through the straw to create bubbles. Shine flashlight at bubbles to see different colors.



Colors of the Sky: Fill a clear drinking glass most of the way with water. Add one teaspoon of milk and stir. Darken the room. Children observe the color of the water mixture as you hold a flashlight above the glass and then to the side of the glass. Then put the flashlight under the glass and invite children to look down into the water from the top to see if the color changes.

Moving Colors: Children pour milk into a shallow dish, just covering the bottom of the dish and then add different food coloring. Add a drop of dishwashing liquid to see the colors react.



Kaleidoscope and lamp: Place the lamp and kaleidoscope on a small table. Explain that the children need to hold the kaleidoscope toward the light and turn it to see the pretty colors.

Tell the children that God made our eyes to see colors and we should remember to thank Him for all that we can see.

Group Learning Game: "I Spy" Game (Grades K-5)

Preparation: You will need small objects to hide around the room such as a thimble, a tennis ball, a pair of scissors, piece of chalk, eraser, colored marker, etc.



Say: "In our lesson today we learned how Jesus healed Blind Bartimaeus. Bartimaeus could not see anything. He wanted to see so he earnestly called out to Jesus until Jesus heard him. Bartimaeus was so happy that he praised God for giving him sight. Today we are going to play a game that helps us see how well we can "see."

Procedure: Play a game like "I Spy" or "Hide the Thimble." Choose an object in the room and describe the object by its shape and color. *Say:* "I spy something round and white." The child who guesses the object correctly leads the next round of play. Or hide a small object in plain view. Let students roam around the room until someone spots the object. Continue playing until all the objects you have hidden are described and located by the group.

Say: "In this lesson we learned that Bartimaeus called out until he got Jesus' attention. He had little hope of ever seeing without Jesus' help. He shamelessly cried out for Jesus' help. Jesus said that his faith allowed him to see. The same is true for us. No matter how desperate our situation in life, we can call out to Jesus in faith, and he will help us!"

Group Learning Activity: "Blind Man" (Grades K-5)

Preparation: You will need one or two blindfolds for students in your class. You will also need a water bottle, a coat to unbutton or unzip, a snack to eat, and a shoe with ties.

Say: "Our lesson today was about Blind Bartimaeus. He had great difficulty doing many things that are easy for us to do. Why would he want Jesus to heal him? (So he could do things by himself; see his family; see the colors of the world around him.) Today we are going to do some activities to help us understand what it is like to be blind."



Procedure: After the story is reviewed, blindfold one or two volunteers. Volunteers try doing a task like tying their shoe, walking a straight line, eating a snack, unscrewing and drinking from a water bottle; buttoning or zipping a jacket etc. Repeat with other volunteers. Briefly talk to children about things they might need help doing if they could not see.

You can vary this activity by having some children handle some objects. Let each child describe the object to the other children. Discuss what that child cannot tell about the object. (color; patterns) Explain to children that we want to think about how wonderful it is to be able to see.

Another option is to have the blindfolded child try to find someone whose name is in the room. If she cannot do it, blindfold a second volunteer; let the two children together try to find the designated person, who has now moved to another location in the room. When they cannot find the person, ask a third child to guide them to the person. When they find the person, remove their blindfolds.

Or, have the children sit in a circle. Let one child volunteer to be blindfolded. Turn the blindfolded child around several times. Quietly point out another child to come and stand in front of the blindfolded child. The child with the blindfold must try to guess who the person is by touching him or her. If the child cannot tell by touching the person, have the other child say something. Let the blindfolded child guess again. Blindfold the second child and choose another child for him or her to identify. Continue playing until each child has had a turn or the time is up.

If possible, walk outside, looking at colors, patterns, and objects in nature. Point out things we could not fully appreciate by using only our sense of hearing and touching and smelling. Stress to the children that we need to be thankful for our eyesight and all the things that God has made for us to enjoy.

Group Learning Activity: “Magnifying Glass and Journal” (Grades K-5)

Preparation: You will need a magnifying glass, a journal, and several household items such as a houseplant, sponge, dry oatmeal, raisins, etc. Choose objects with tiny parts or details.

Say: "Today we talked about how Jesus healed blind Bartimaeus. He could see objects that he had never known before. We are going to look at some objects in a new way with a magnifying glass."

Procedure: Show the magnifying glass and several household items to the class and let the children examine each one for their details. Use such items as a houseplant, sponge, dry oatmeal, raisins, etc. Choose objects with tiny parts or details that are difficult to see such as leaves, flowers, and shells. Talk about what they can see with the eyes God gave them. Use descriptive language to talk about what you are observing and encourage the children to do so as well.



Have children record what they have observed in their "God made" Science journal. Journals can simply be small spiral flip notebooks with a pencil stuck in the spiral binder. Be sure to emphasize the patterns and colors of objects. Have students record their observations with drawings and simple descriptive sentences. Compare and contrast the objects with each other. Help the children see something "new" with the magnifying glasses.

Say: "In this lesson we learned that God is all powerful. We can see His creative work in all the intricate details of objects that are all around us. When Jesus healed Bartimaeus He showed us that He also has the power to heal. We can see God's healing power not only in our own lives but in those around us. Who do you know who has experienced God's healing? (Give an example in your own life. Encourage children to share experiences of God healing them!)"

Group Learning Activity: “Identifying Sounds” (Grades K-4)

Preparation: Make a tape of sounds made by big or little animals that live indoors, outdoors, in zoos, and on farms. Sometimes recordings can be found of sounds around the house or in the community. Check your library for a recording.

Say: "Imagine you are like Bartimaeus and cannot see. You would have to rely on your other senses to know what is going on around you, especially your sense of hearing. People who are blind have to rely on their other senses to help them identify objects and places. Today we are going to see how well you can identify some sounds. Learning to listen well will help us understand what challenges a blind person faces."



Procedure: Play the tape and ask children to identify animals. Then talk about where they might see each animal or what object is making the sound.

Say: "Bartimaeus must have had a lot of faith to go to such lengths to get to Jesus. He let nothing stop him from asking Jesus to heal Him. We should follow his example and not let anything stop us from coming to Jesus. After all, when we call to Jesus for help, He answers us!"

Group Learning Activity: “Helping Hands” (Grades 2-5)

Preparation: You will need index cards, a gift bag, and pens. On the index cards write out situations in which someone could use help such as but not limited to: sickness; loss of a loved one; new to neighborhood or school; hungry, lonely, cold, does not have a church home; sad; parents getting a divorce; scared; etc. Put these cards into a gift bag. Make sure you have enough cards for each child in your class to draw out one of the cards from the bag.

Say: “You may not know anyone who is blind, but all around us there are people who could use a helping hand! Today we are going to play a discussion game that will help us learn to recognize and help others. Here is a gift bag with cards describing people who need help. We will all draw a card from the bag. After you draw a card from the bag, I will give everyone a few minutes to read their card and think of a way you could help the person in the situation described on the card. Then each of you will get to read your card aloud and tell how you could help that person. We will also allow others to come up with suggestions for your card after you have shared.”



Procedure: Follow the directions given for the activity with your class. After the class discussion of each situation, give each student a blank index card and a pen.

Say: “Everyone take a blank index card and think about all of the situations that were shared. Think of someone you know in a situation that we talked about or one similar that you believe you could lend a helping hand to. Write down that situation on your card and the name of the person you want to help.”

Encourage each individual child to participate. Give guidance as needed. Do not force children to share the situation or the individual with the class unless they desire to do so.

Say: “In this lesson we learned that Bartimaeus called on Jesus for help and He answered. When we call on Jesus for help, He also answers us. One of the ways Jesus might answer someone when they call on Him for help is to send a friend to lend a helping hand. Let’s be the hands of Jesus to our friends, family, and to everyone you meet!”

Close in prayer asking God to help the students be a helping hand this week.

Craft Learning Activity: “Binoculars” (Grades K-3)

Say: “In our lesson Bartimaeus was so happy because Jesus healed him and he could see many wonderful things that he had not seen before. Today we are going to make some binoculars so we can pretend to see many wonderful things.” Show your completed sample project.

Preparation: You will need two toilet paper tubes and a piece of wall paper for each child; markers, glue, and scissors.

Procedure: Have each child make a line of glue on the side of toilet paper tube and stick the other tube to it. Have students dip the wallpaper into water and wrap it around the two tubes, making sure the ends overlap on the tube.



Tell the children to use paper towels to wipe off any excess water or glue. Punch a hole on the outside of each child’s tube at the same end. Tie one end of ribbon in each hole for each child. Now the binoculars will hang around the child’s neck.

Have the children walk around the room and use their “binoculars” to observe things in the room.

Snack Learning Activity: “What’s That Fruit?” (Grades K-4)

Say: "Today we learned how Bartimaeus had to sit by the road asking people to help him. He wanted Jesus to heal him and make him see. Bartimaeus had to identify things by feeling. Today we are going to see how well you can identify fruit just by feeling it."

Preparation: Put different pieces of fruit into separate small lunch bags--one piece of fruit in each bag.




Procedure: Seat children at a table or in a circle on the floor. Pass the lunch bags with the fruit inside around the circle of children. Let them try to identify the fruit first by smelling it and then by touching the bag. Examples: apples, pears, grapes, bananas, lemons, peach, etc. talk about what it would like to be blind and identify things by only touch and smell. After everyone's had a chance to guess, reveal the contents of the bag. You may want to cut up the fruit and let children sample each one.

Craft Learning Activity: “Eyes that See” (Grades K-3)

Preparation: Make copies of the "Eyes that See" template below--one for each child in your class on poster board or cardstock. You will also need strips of cardstock

Procedure: Cut a 1" X 10" strip of white paper for each child. Set out crayons or markers and let children color the face on the handout. As students are coloring, cut the slits on each child's handout as marked. Then pass out the paper strips and have children draw open eyes on one side of the strip and closed eyes on the other end.



Show children how to slide the strips through the slits. Encourage them to use their faces to retell the story of how Jesus healed the blind man. Remind them that Jesus can do anything.

Life Application Challenge: “Shining Your Light”

Say: "In this lesson we learned that Jesus is the Light of the World. He can bring people out of spiritual darkness and give them the light of eternal life. He did that by coming as the Savior of the world and dying on the cross for our sins. When we believe in Jesus as our Savior, He gives to us the gift of salvation. As His children he wants us “shine the Light” that He has given to us to others around us. Have you ask Jesus to be your Savior? Are you sharing the light of His Word with others?"

For those students who have never accepted Jesus as their Savior talk to them about receiving "the Light of the World." Do not pressure children but do encourage them to talk to you or their parents about salvation. For those who are Christians ask them to think about who they could bring to Jesus for healing this week. Make a prayer list of unsaved friends and neighbors. Talk about the importance of letting our light shine for Jesus so others can see Him in us.

Jesus Heals Bartimaeus
Luke 18: 35-43 Mark 10:46-52



John 8: 12

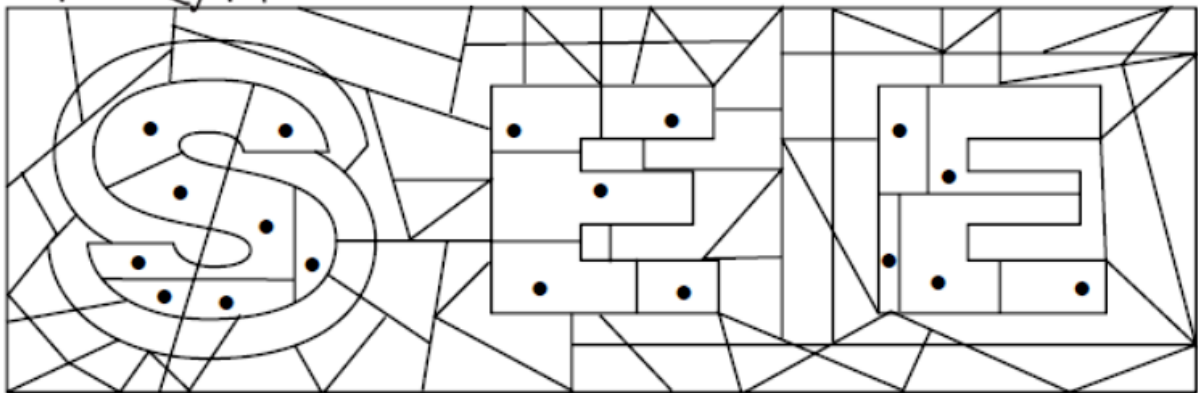
Jesus said, "I am the light of the world; whoever follows me will never walk in darkness, but will have the light of life."



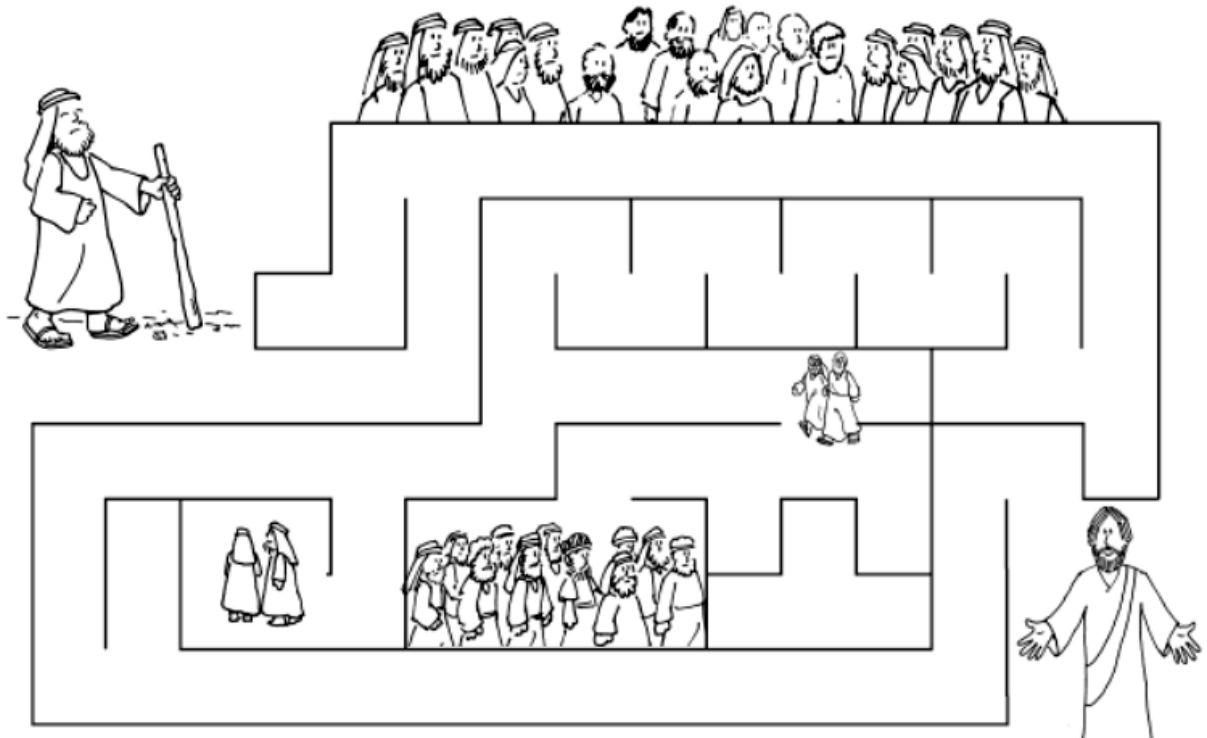
Jesus and His disciples were passing through Jericho. A blind man was seated by the road. He called to Jesus. What did he want?

He wanted to

Color the pieces with a •.



Help Bartimaeus get through the crowd to Jesus.



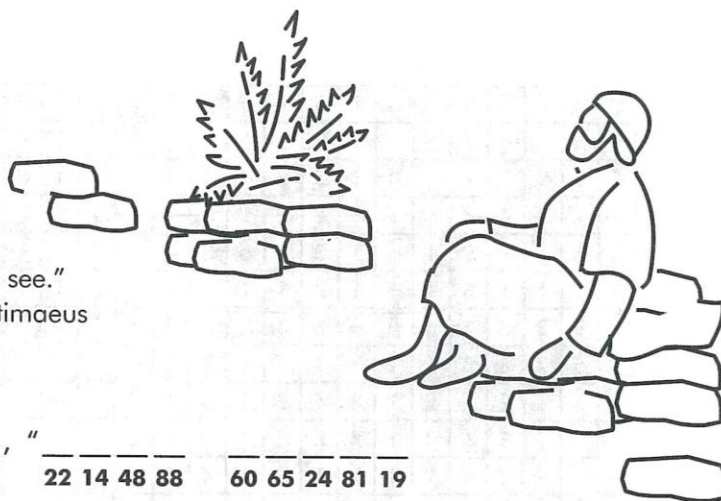
**Blind Bartimaeus
Healed
Mark 10**

Blind Faith

A	B	C	D	E	F	G	H	I	J	K	L	M
72	38	43	56	99	67	19	26	31	92	51	48	79
N	O	P	Q	R	S	T	U	V	W	X	Y	Z
62	21	45	17	95	69	88	55	33	96	74	29	83

.....
 Subtract 7 from each number.

Blind Bartimaeus shouted to Jesus to have mercy on him. He was brought before Jesus and he asked, "Rabbi, I want to see." What special message did Jesus give Bartimaeus before restoring his sight?



" 12 14 " 62 65 24 49 85 92 62 48 62 " 22 14 48 88 60 65 24 81 19

19 65 62 19 92 65 41 92 49 22 14 48 " 24 72 72 92 49 24 65 81 92 41 22

19 92 88 92 36 92 24 26 92 49 19 24 62 62 24 12 19 81 65 55 49

60 14 41 41 14 89 92 49 85 92 62 48 62 65 41 14 55 12 81 19 92 88 14 65 49

Eyes That See

Photocopy the handout. You'll need one handout for each child.

