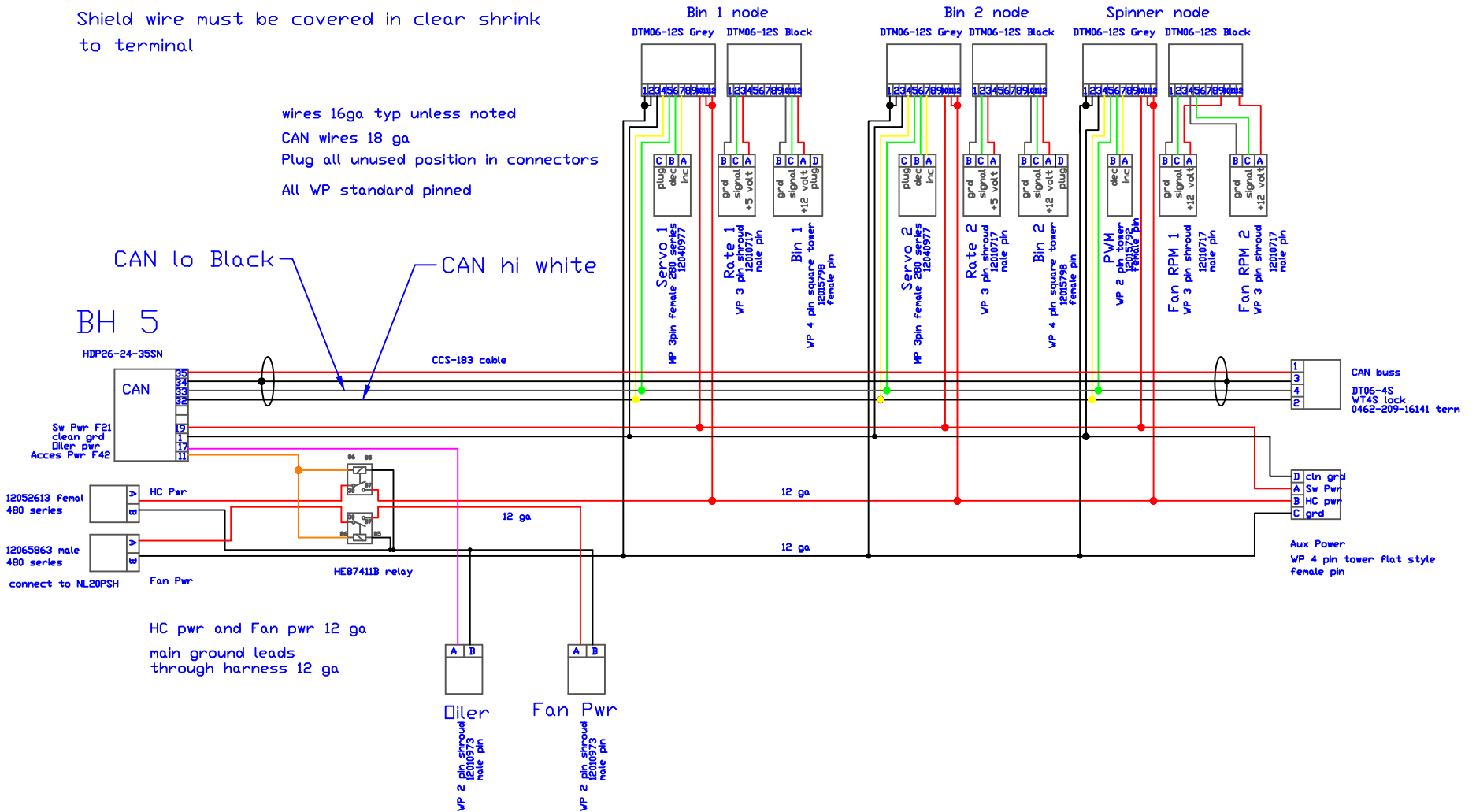


Ends of communication cable must be sealed with 4" adhesive lined heat shrink at ends of sheath where wires exit
 Shield wire must be covered in clear shrink to terminal

wires 16ga typ unless noted
 CAN wires 18 ga
 Plug all unused position in connectors
 All WP standard pinned

CAN to Black
 CAN hi white

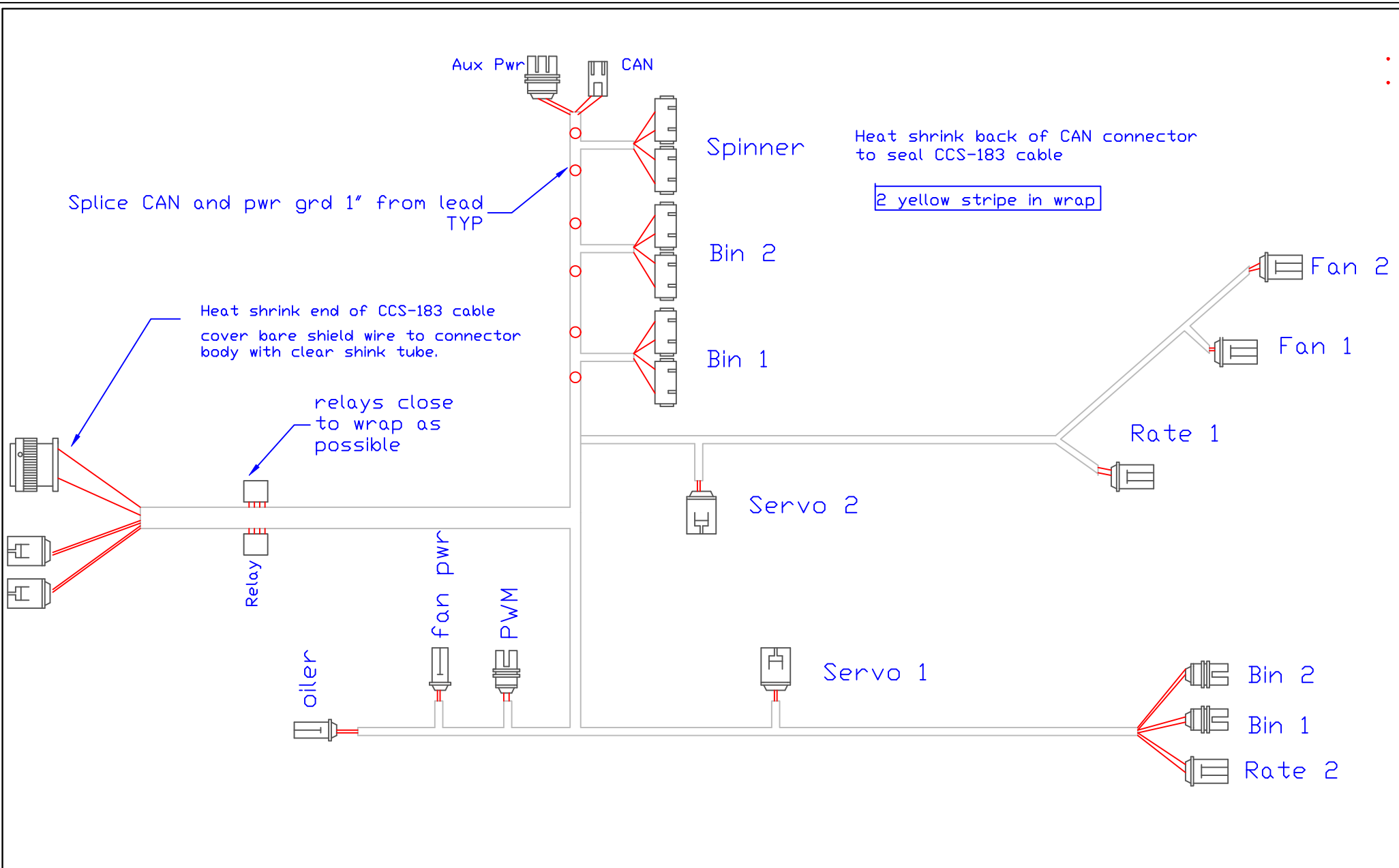


HC pwr and Fan pwr 12 ga
 main ground leads
 through harness 12 ga

FINAL

part 22867-018

Date 10-24-2011		Name JOSH		JH Enterprises Josh Hinton 7760 West Springview Rd, Baldwin, IL 62217	
Rev A		Date 12-2-11		NEWLEADER_3_PROD	
				NODES_ON_BED2009+ CAB	
		Drawn for		Jenner Sales Corp	



Splice CAN and pwr grd 1" from lead TYP

Heat shrink end of CCS-183 cable cover bare shield wire to connector body with clear shrink tube.

relays close to wrap as possible

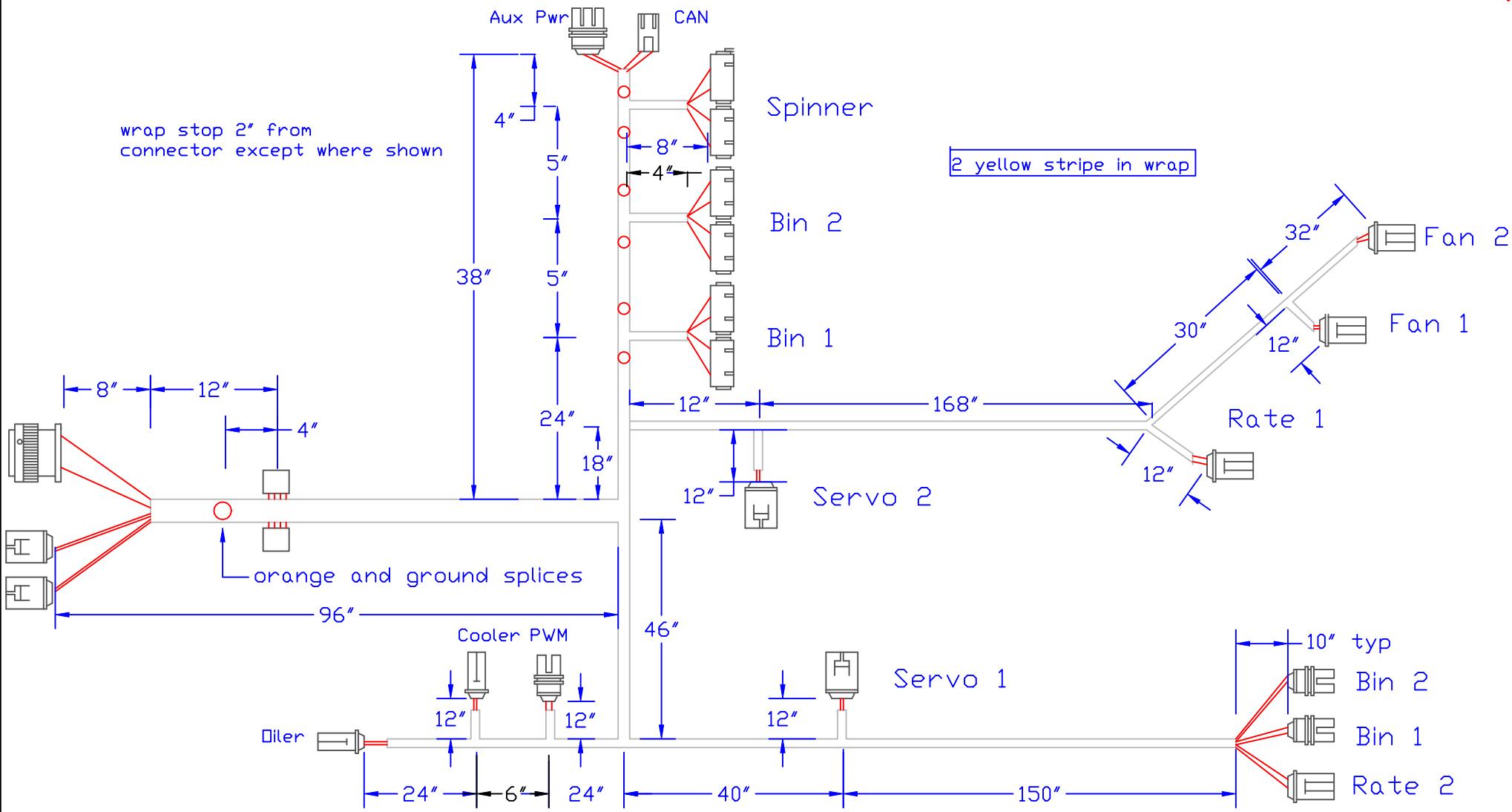
Heat shrink back of CAN connector to seal CCS-183 cable

2 yellow stripe in wrap

Final

Part# 22867-018

Date 11-8-2011	Name JOSH	JH Enterprises Josh Hinton 7760 West Springview Rd, Baldwin, IL 62217
		3PROD_NL_LAYOUT
REV *	NODES_ON_BED	
*	Drawn for Jenner Sales Corp	




FINAL Part# 22867-018

Date 11-8-2011		Name JOSH		JH Enterprises Josh Hinton 7760 West Springview Rd, Baldwin, IL 62217	
REV D		6-7-2012		3PROD_NL_LAYOUT_DIM	
				NODES_ON_BED	
				Drawn for Jenner Sales Corp	

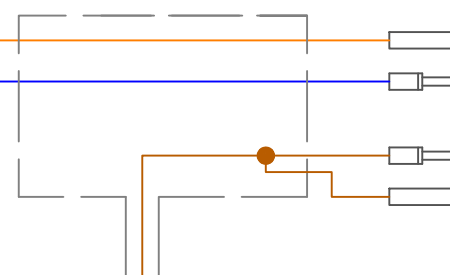
Spread/Hold switch

2 red stripe in wrap

WP 2 pin shroud
12010973
pin terminal



loom



0460-202-16141 pin terminal
0462-201-16141 socket terminal

PD80 pin 5 Fuse43

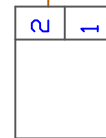
JD80 pin 42 boom1

JD80 pin 43 boom2

PD80 pin39 auger light

wire 18 ga

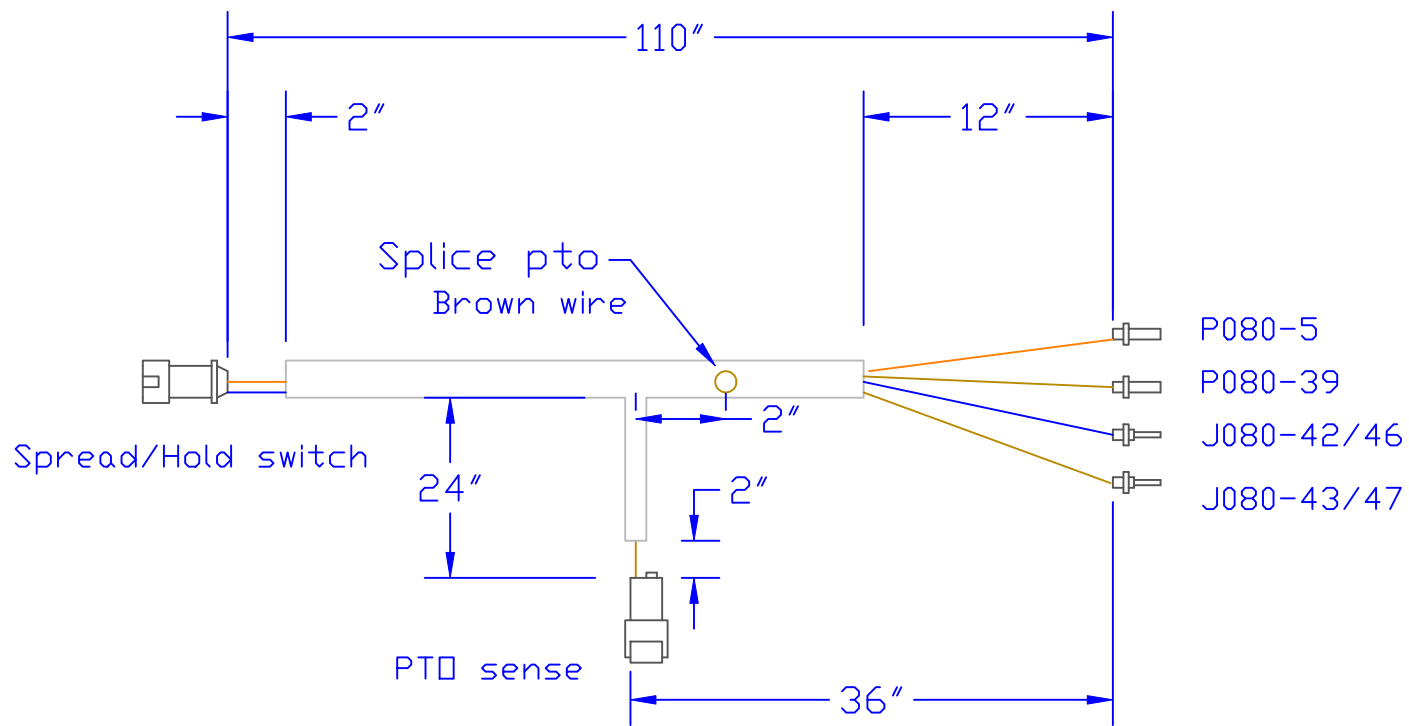
PTD
sense



DT04-2P
lock
0460-202-16141 pin2
plug pin1

part 22867-016

Date 11-7-11	Name JOSH	JH Enterprises Josh Hinton 7760 West Springview Rd, Baldwin, IL 62217
		SPREAD_HOLD_HARNESS
Rev B	2009+ CHASSIS_ONLY_CAB	
Date 6-7-2012	Drawn for	Jenner Sales Corp

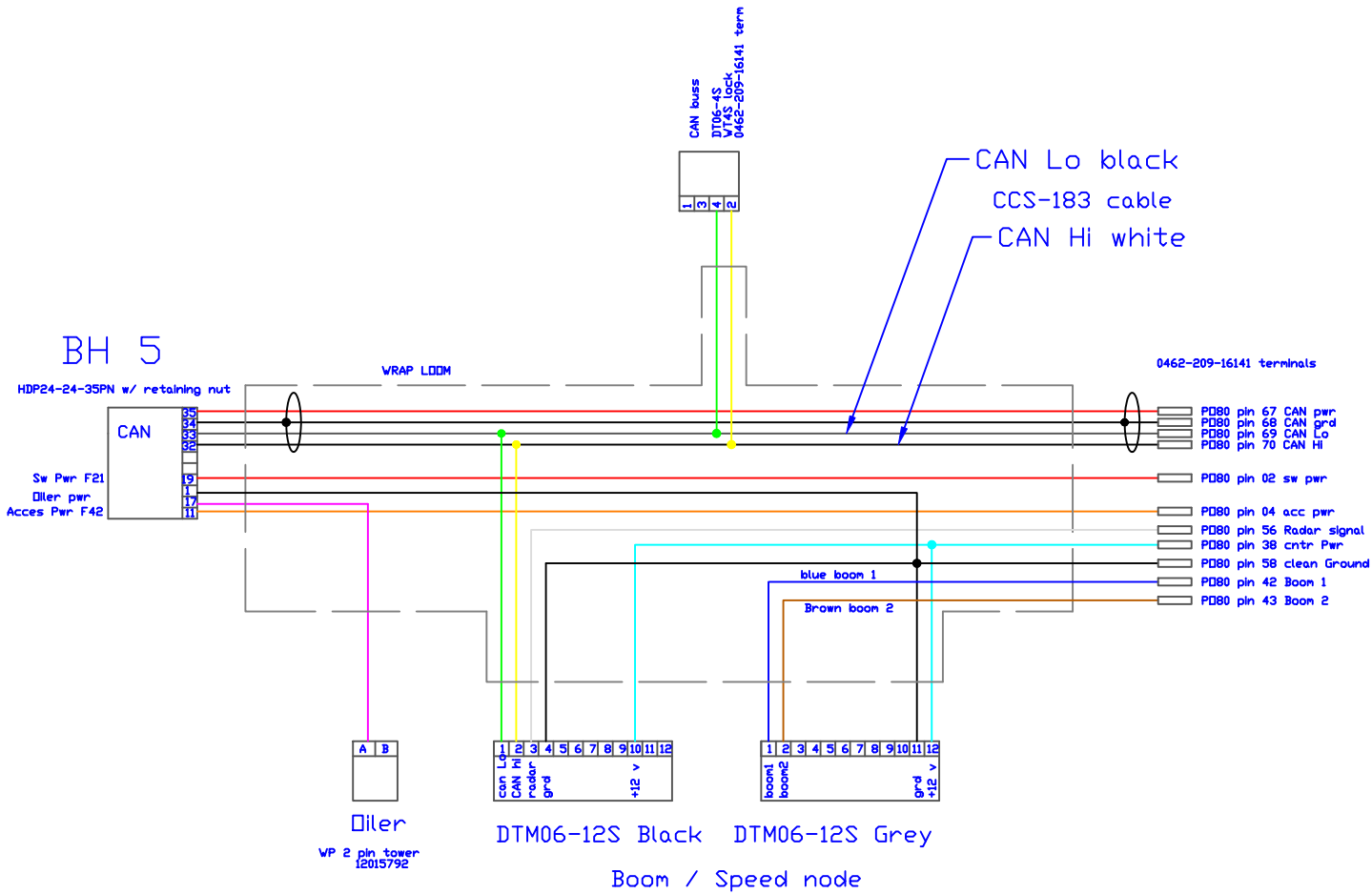


Date 11-8-2011	Name JOSH	JH Enterprises Josh Hinton 7760 West Springview Rd, Baldwin, IL 62217
REV A		SPREAD_HOLD_LAYOUT
11-15-11		NODES_ON_BED Drawn for Jenner Sales Corp

Spread Hold Harness

wire color	wire length
orange	110"
blue	110"
brown	60"
brown	34"

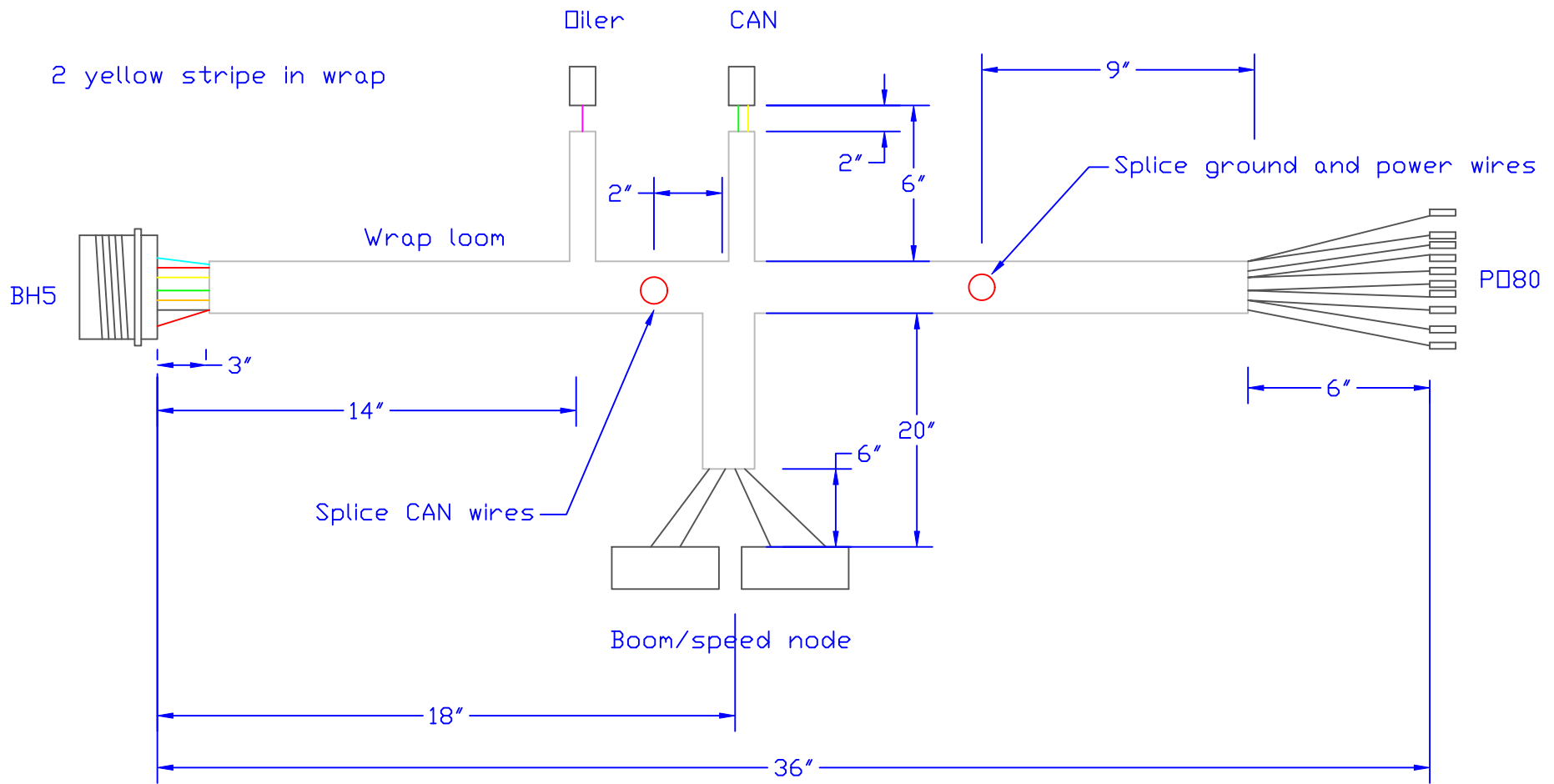
spread hold pin A	orange	P080 pin 5 Fuse 43
spread hold pin B	blue	J080 pin 42/46 boom1
pto sense	brown	J080 pin 43/47 boom2
pto sense	brown via splice	P080 pin 39 auger light



FINAL

part 22867-017

Date 11-5-11		Name JOSH		JH Enterprises Josh Winton 7760 West Springview Rd, Baldwin, IL 62217	
		BH5_HARNESS			
Rev B		2009+ CHASSIS_ONLY CAB			
Date 6-7-2012		Drawn for Jenner Sales Corp			



Part# 22867-017

Date 11-7-2011	Name JOSH	JH Enterprises Josh Wilson 7760 West Springview Rd, Baldwin, IL 62217
REV *		BH5_LAYOUT
*		2009+ CABS
		Drawn for Jenner Sales Corp

BH 5 Harness

	wire color	wire length	
BH5	black	21"	to splice
BH5-P080	orange	36"	
BH5-oiler	purple	18"	
BH5-P080	CAN shield cable	36"	
CAN buss connector	green	8"	to splice
boom/speed black	green	22"	to splice
CAN buss connector	yellow	8"	to splice
boom/speed black	yellow	22"	to splice
boom/speed black	grey	38"	
boom/speed black	black	38"	
boom/speed black	light blue	38"	
boom /speed grey	blue	38"	
boom /speed grey	brown	38"	
boom /speed grey	black	23"	to splice
boom /speed grey	light blue	23"	to splice

BH5 pin 1	black	ground splice
BH5 pin 11	orange	P080 pin 4 Fuse 42
BH5 pin 17	purple	Oiler pin A
BH5 pin 19	red	P080 pin 2 sw pwr
BH5 pin 32	CAN yellow	P080 pin 70
BH5 pin 33	CAN green	P080 pin 69
BH5 pin 34	CAN shield	P080 pin 68
BH5 pin 35	CAN red	P080 pin 67

CAN connector pin 4	green	CAN splice
CAN connector pin 2	yellow	CAN splice

Boom/Speed Black pin 1	green	CAN splice
Boom/Speed Black pin 2	yellow	CAN splice
Boom/Speed Black pin 3	grey	P08- pin 56 radar signal
Boom/Speed Black pin 4	black	P080 pin 58 clean grd
Boom/Speed Black pin 10	light blue	P080 pin 38 cntl pwr

Boom/Speed Grey pin 1	blue	P080 pin 42
Boom/Speed Grey pin 2	brown	P080 pin 43
Boom/Speed Grey pin 11	black	ground splice
Boom/Speed Grey pin 12	light blue	cntl pwr splice