



Smart LED HID



The images are merely illustrative, some technical features and accessories may be changed without notice.



December 2016

Product Description

Teslights technologies are recognized globally for supreme excellence in design and manufacturing due to quality, performance, and efficiency. Manufactured to the highest standards, and ready to replace antiquated lighting directly, the high quality of Teslights' HID LEDs produce dependable illumination upon the directed environment.

With a reputation for producing the finest LED technologies available today, Teslights has earned multiple certifications which demonstrate a unanimous global approval from international quality organizations. Teslights HID LEDs include a factory-guaranteed warranty with both Standard and Premium product lines, further serving to underscore the superiority cited by independent quality and meritorious assurance certifications.



Key Features

- **Modular manufacturing process**
- **Highly efficient driver**
- **5 year factory warranty**
- **No rewiring of fixture, minimizing replacement and maintenance costs**

Product Specifications

HID UFO

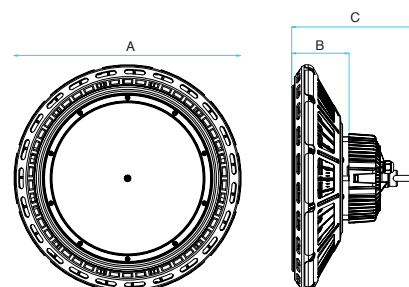
LED package:	SMD 2835
Power consumption:	150 - 250W $\pm 5\%$
Input voltage:	100~277V AC 50/60Hz
Efficacy:	Up to 150 lm/W
THD:	<18%
P.F.:	>0.99
CRI:	>82
Dimming:	0-10V
Material:	6030 aluminum alloy and polycarbonate lens cover
Beam angle:	100°
IP rating:	IP65
Fire rating:	94V0
Operating temperature:	-25°C ~ + 45°C
Lifespan:	Up to 50,000 hours

HID H

LED package:	SMD 2835
Power consumption:	100 - 250W $\pm 5\%$
Input voltage:	100~277V AC 50/60Hz
Efficacy:	Up to 100 lm/W
THD:	<18%
P.F.:	>0.95
CRI:	>80
Dimming:	0-10V
Material:	6030 aluminum alloy and polycarbonate lens cover
Beam angle:	25°, 45°, 60°, 90°, 100°
IP rating:	IP65
Fire rating:	94V0
Operating temperature:	-25°C ~ + 45°C
Lifespan:	Up to 50,000 hours

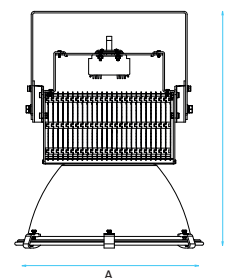
Product Measurement

HID UFO



Model	Measures (AxBxC)
HID U	Ø383 x 96 x 217 mm

HID H



Model	Measures (AxB)
HID H 150 W	Ø367 x 459 ± 5 mm
HID H 200 W	Ø367 x 459 ± 5 mm
HID H 250 W	Ø367 x 459 ± 5 mm



Ordering Guide

Example: HIDHP200E100C50-90

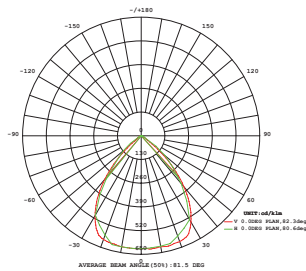
Type	Dim or non-dim	Watts	Driver/Power	Efficiency	Cover	CCT	Beam Angle
HIDH	P	200	E	100	C	50	-90
HIDU	S Non-dimmable	150 200 250	E External 100-277V 50/60Hz	100 150	C Clear	50 5000k	- -
	P Dimmable	150 W 200 W 250 W					
HIDH	S Non-dimmable	150 200 250	E External 100-277V 50/60Hz	100	C Clear	50 5000k	-25 25°
	P Dimmable	150 W 200 W 250 W					-45 45° -60 60° -90 90° -100 100°

NOTE: We can also produce HID U and HID H in different variations of Wattages, lumens, sizes, beam angles and color temperatures. For more information contact your account manager.



Photometric Polar Diagram

Example: HIDHP200E100C50-90



NOTE: If you need photometric information of this or another product, do not hesitate in contact us.



Installation

WARNING:

Make sure power is OFF before installing or maintaining fixture.
Fixture should not be recessed. Fixture must be positioned with lamp in horizontal position.

INSTALLATION AND WIRING


1. Secure the unit to the mounting surface or pole, Use expansion bolts to secure the fixture on mounting surface. by fixing the mounting arm with screws through the two holes or if use mounting hook, attach the mounting hook of fixtures to the hook or ring from the ceiling
2. Adjust the unit to the best direction as needed, by loosening the screws on the mounting arm. Tighten the two screws after directing.
3. Make wire connections, connect the power to the Junction box. Ensure electrical connection shall be enclosed inside water shield enclosure.
4. To weather-proof your outdoor installation, be sure to seal all plugs, connectors etc with silicone sealant.

NOTE: Reference www.teslights.com/products for detailed installation instructions



Teslights⁺

by SCALAMAX



World Headquarters
1405 Corporate Center Pkwy.
Santa Rosa, CA 95407
USA
+1 844 TESLITE
www.teslights.com - info@teslights.com