

LED Flanking Lamps



The images are merely illustrative, some technical features and accessories may be changed without notice.



December 2016

Product Description

Teslights' Flanking Lamp was engineered for the expressed purpose of identifying the river banks off the starboard stern and/or the port stern. The fixtures 5° beam enable the light to project a highly defined beam making it easier to see the banks from an extreme distance.

Teslights' industry leading Flanking Lamps features a heavy gauged metal material that is coated in Dacromet® for corrosion protection making it stronger and more durable than most conventional fixtures. It boasts a high efficiency driver, a modular manufacturing process, a waterproof quick disconnect, and no rewiring of the fixture, minimizing replacement and maintenance costs.

Teslights is proud to have been recognized globally for supreme excellence in design and manufacturing due to our quality, performance, and efficiency.



Key Features

- **Modular manufacturing process**
- **Highly efficient driver**
- **5 year factory warranty**
- **No rewiring of fixture, minimizing replacement and maintenance costs**
- **Heavy gauged metal material, stronger than most LED lights**

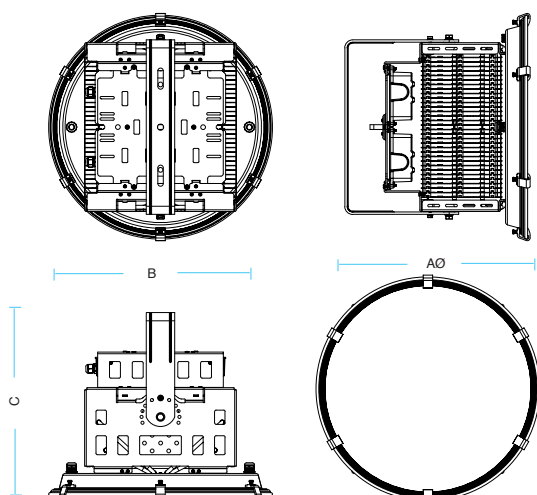
Product Specifications

LED package:	Cree XML2
Power consumption:	100 - 800W ±5%
Input voltage:	100~277V AC 50/60Hz
Efficacy:	Up to 100 lm/W
THD:	<18%
P.F.:	>0.95
CRI:	>70
Dimming:	0-10V
Material:	6030 aluminum alloy glass cover and Dacromet® coating.
Beam angle:	5°, 10°, 20°, 30°, 60°
IP rating:	IP65
Fire rating:	UL94V0
Operating temperature:	-25°C ~ + 50°C
Lifespan:	Up to 50.000 hours

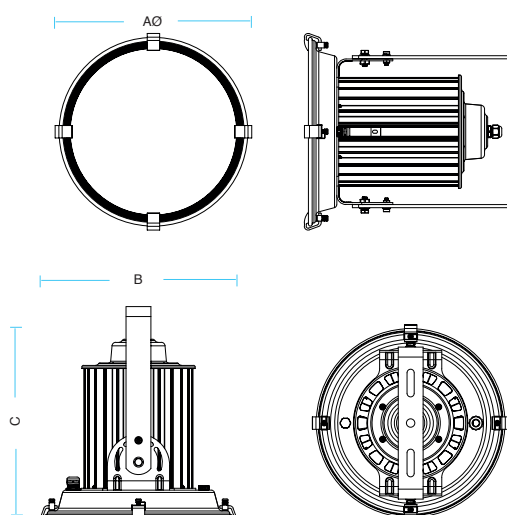
Product Measurement

Model	Measures (AxBxC)
100	Ø316 x 244.5 x 347.1mm
150	Ø316 x 244.5 x 347.1mm
200	Ø316 x 244.5 x 347.1mm
250	Ø316 x 244.5 x 347.1mm
500	Ø479.3 x 368 x 390.7mm
800	Ø479.3 x 368 x 390.7mm

500-800W



100-250W






Ordering Guide

Example: TSP200M100C50-5

Type	Dim or non-dim		Watts		Driver/Power		Efficiency		Cover		CCT		Beam Angle	
TS	P		200		M		100		C		50		-5	
TS	S	Non-dimmable	100	100 W	M	Internal	100	100 lm/W	C	Clear	30	3000k	-5	5°
	P	Dimmable	150	150 W		100-277V					40	4000k	-10	10°
			200	200 W		50/60 Hz					50	5000k	-20	20°
			250	250 W							60	6000k	-30	30°
			500	500 W									-60	60°
			800	800 W										



World Headquarters
1405 Corporate Center Pkwy.
Santa Rosa, CA 95407
USA
+1 844 TESLITE
www.teslights.com - info@teslights.com