



SPOTLIGHTS
A19 / GU10
MR16 / AR111
PAR / A10



The images are merely illustrative, some technical features and accessories may be changed without notice.



December 2016

Product Description

This family of lighting includes lamps unique to hotels and restaurants as well as lighting for a number of general office uses. Eco friendly, elegant and efficient.

The entire series improves the quality of visible light while simultaneously reducing energy consumption by more than fifty percent.



Key Features

- **Modular manufacturing process**
- **3 year factory warranty**
- **No rewiring of fixture, minimizing replacement and maintenance cost**

Product Specifications

A19

LED package:	SMD 2835
Power consumption:	5 - 12W $\pm 5\%$
Input voltage:	100~277V AC 50/60Hz / 120V / 220V
Efficacy:	Up to 100 lm/W
P.F.:	>0.90
CRI:	>80
Dimming:	Silicon controlled (120V or 220V)
Material:	6030 aluminum alloy and PC cover
Beam angle:	120°
IP rating:	IP44
Fire rating:	UL94V0
Operating temperature:	-20°C ~ + 45°C
Lifespan:	Up to 30,000 hours

A10

LED package:	SMD 2835
Power consumption:	5 - 12W $\pm 5\%$
Input voltage:	100~277V AC 50/60Hz / 120V / 220V
Efficacy:	Up to 100 lm/W
P.F.:	>0.90
CRI:	>80
Dimming:	Silicon controlled (120V or 220V)
Material:	6030 aluminum alloy and PC cover
Beam angle:	120°
IP rating:	IP44
Fire rating:	UL94V0
Operating temperature:	-20°C ~ + 45°C
Lifespan:	Up to 30,000 hours

AR111

LED package:	HP
Power consumption:	9 - 12W ±5%
Input voltage:	100~277V AC 50/60Hz / 120V / 220V / 12 V
Efficacy:	Up to 100 lm/W
P.F.:	>0.90
CRI:	>80
Dimming:	Silicon controlled (12V) for Internal driver 0-10V for external drive
Material:	6030 aluminum alloy and polycarbonate lens cover
Beam angle:	30°, 45°, 60° and 90°
IP rating:	IP44
Fire rating:	UL94V0
Operating temperature:	-20°C ~ + 50°C
Lifespan:	Up to 30,000 hours

GU10

LED package:	COB
Power consumption:	5 - 7W ±5%
Input voltage:	100~277V AC 50/60Hz / 120V / 220V
Efficacy:	Up to 75 lm/W
P.F.:	>0.60
CRI:	>80
Dimming:	Silicon controlled (120V or 220V)
Material:	6030 aluminum alloy and polycarbonate lens cover
Beam angle:	30°
IP rating:	IP44
Fire rating:	UL94V0
Operating temperature:	-20°C ~ + 50°C
Lifespan:	Up to 30,000 hours

MR16

LED package:	COB
Power consumption:	5 - 7W ±5%
Input voltage:	12V
Efficacy:	Up to 75 lm/W
P.F.:	>0.60
CRI:	>80
Dimming:	No
Material:	6030 aluminum alloy and polycarbonate lens cover
Beam angle:	30°
IP rating:	IP44
Fire rating:	UL94V0
Operating temperature:	-20°C ~ + 50°C
Lifespan:	Up to 30,000 hours

PAR20

LED package:	HP
Power consumption:	7 - 9W ±5%
Input voltage:	100~277V AC 50/60Hz / 120V / 220V
Efficacy:	Up to 80 lm/W
P.F.:	>0.80
CRI:	>80
Dimming:	Silicon controlled(120v or 220v)
Material:	6030 aluminum alloy and PC lens cover
Beam angle:	30°, 45° and 60°
IP rating:	IP44
Fire rating:	UL94V0
Operating temperature:	-20°C ~ + 50°C
Lifespan:	Up to 30,000 hours

PAR30

LED package:	HP
Power consumption:	7 - 12W ±5%
Input voltage:	100~277V AC 50/60Hz / 120V/ 220V
Efficacy:	Up to 80 lm/W
P.F.:	>0.80
CRI:	>80
Dimming:	Silicon controlled(120v or 220v)
Material:	6030 aluminum alloy and polycarbonate lens cover
Beam angle:	30°, 45° and 60°
IP rating:	IP44
Fire rating:	UL94V0
Operating temperature:	-20°C ~ + 50°C
Lifespan:	Up to 30,000 hours

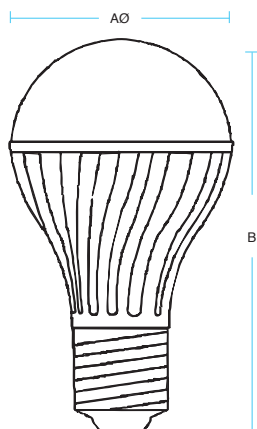
PAR38

LED package:	HP
Power consumption:	9 - 15W ±5%
Input voltage:	100~277V AC 50/60Hz / 120V / 220V
Efficacy:	Up to 80 lm/W
P.F.:	>0.80
CRI:	>80
Dimming:	Silicon controlled(120V or 220V)
Material:	6030 aluminum alloy and PC lens cover
Beam angle:	30°, 45° and 60°
IP rating:	IP44
Fire rating:	UL94V0
Operating temperature:	-20°C ~ + 50°C
Lifespan:	Up to 30,000 hours



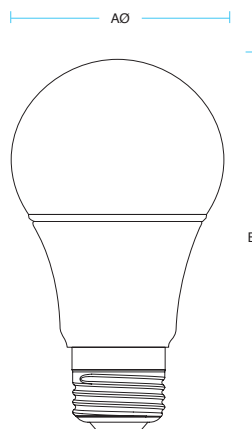
Product Measurement

A19



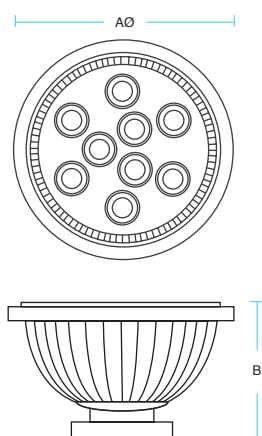
Model	Measures (AØxB)
A19 5W / 7W / 9W	ø55 x 95 mm
A19 12W	ø65 x 114 mm

A10



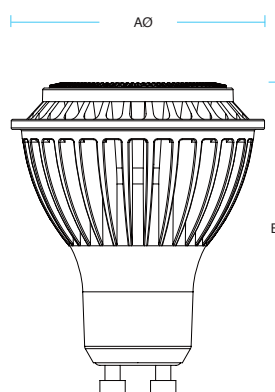
Model	Measures (AØxB)
A10 - 5W	Ø55 x 95 mm
A10 - 7W	Ø65 x 114 mm
A10 - 9W	Ø70 x 129 mm

AR111



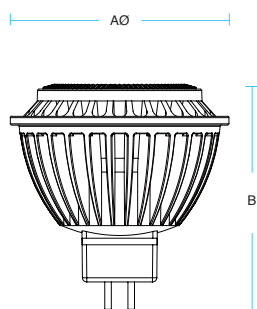
Model	Measures (AØxB)
AR111- 9W/12W	Ø111 x 55 mm

GU10



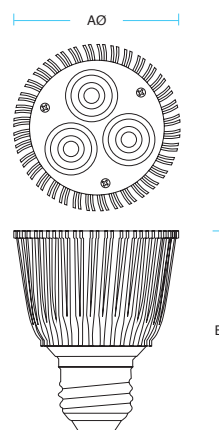
Model	Measures (AØxB)
GU10 5W / 7W	ø50 x 60 mm

MR16



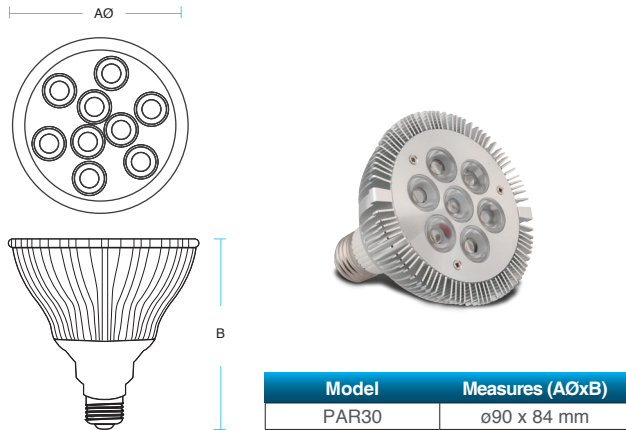
Model	Measures (AØxB)
MR16 5W / 7W	Ø50 x 60 mm

PAR20




Model	Measures (AØxB)
PAR 20	ø65 x 84 mm

PAR30



PAR38





Ordering Guide

example: A19S12M100F30120

Type	Dim o Non-Dim	Watts	Driver/Power	Efficiency	Cover	CCT	Input Voltage
A19	S	12	M	100	F	30	120
A19	P Dimmable	05 5W 07 7W 09 9W 12 12W	N 120V 220V	100 100 lm/W	F Frost	30 3000K 40 4000K 50 5000K	120 120V 220 220V
	S Non-dimmable		M Internal 100-277V 50/60 Hz				

example: A10S09M100F30120

Type	Dim o Non-Dim	Watts	Driver/Power	Efficiency	Cover	CCT	Input Voltage
A10	S	09	M	100	F	30	120
A10	P Dimmable	05 5W 07 7W 09 9W 12 12W	N 120V 220V	100 100 lm/W	F Frost	30 3000K 40 4000K 50 5500K	120 120V 220 220V
	S Non-dimmable		M Internal 100-277V 50/60 Hz				

example: AR111P12W100C50120-60

Type	Dim o Non-Dim	Watts	Driver/Power	Efficiency	Cover	CCT	Input voltage	Beam Angle
AR111	P	12	E	100	C	50	120	-60
AR111	P Dimmable	09 9W 12 12W	W External 12V 120V 220V	100 100 lm/W	C Clear	30 3000K 40 4000K 55 5500K	12 12V 120 120V 220 220V	-30 30° -45 45° -60 60° -90 90°
	S Non-dimmable		E External 100-277V 50/60 Hz					

example: GU10P07N75C30120

Type	Dim o Non-Dim	Watts	Driver/Power	Efficiency	Cover	CCT	Input voltage
GU10	P	07	N	75	C	30	120
GU10	P Dimmable	05 5W 07 7W	N Internal 120V 220V	75 75 lm/W	C Clear	30 3000K 40 4000K 50 5500K	120 120V 220 220V
	S Non-dimmable		M Internal 100-277V 50/60 Hz				

example: MR16P05N75C3012

Type	Dim o Non-Dim	Watts	Driver/Power	Efficiency	Cover	CCT	Input Voltage
MR16	P	07	N	75	C	30	12
MR16	P Dimmable	05 5W 07 7W	N Internal 12V	75 75 lm/W	C Clear	30 3000K 40 4000K 50 5500K	12 12V

example: PAR20S07M80C30120-60

Type	Dim o Non-Dim		Watts		Driver/Power		Efficiency		Cover		CCT		Input voltage		Beam Angle	
PAR20	S		07		M		80		C		30		120		-60	
PAR20	P S	Dimmable Non-dimmable	07 09	7W 9W	N	Internal 120V 220V	80	80 lm/W	C	Clear	30 40 55	3000K 4000K 5500K	120 220	120V 220V	-30 -45 -60	30° 45° 60°
					M	Internal 100-277V 50/60 Hz										

example: PAR30S12M80C30120-60


Type	Dim o Non-Dim		Watts		Driver/Power		Efficiency		Cover		CCT		Input voltage		Beam Angle	
PAR30	S		12		M		80		C		30		120		-60	
PAR30	P S	Dimmable Non-dimmable	07 09 12	7W 9W 12W	N	Internal 120V 220V	80	80 lm/W	C	Clear	30 40 55	3000K 4000K 5500K	120 220	120V 220V	-30 -45 -60	30° 45° 60°
					M	Internal 100-277V 50/60 Hz										

example: PAR38S15M80C30120-60

Type	Dim o Non-Dim		Watts		Driver/Power		Efficiency		Cover		CCT		Input voltage		Beam Angle	
PAR38	S		15		M		80		C		30		120		-60	
PAR38	P S	Dimmable Non-dimmable	09 12 15	9W 12W 15W	N	Internal 120V 220V	80	80 lm/W	C	Clear	30 40 55	3000K 4000K 5500K	120 220	120V 220V	-30 -45 -60	30° 45° 60°
					M	Internal 100-277V 50/60 Hz										

Teslights⁺

by SCALAMAX



World Headquarters
1405 Corporate Center Pkwy.
Santa Rosa, CA 95407
USA
+1 844 TESLITE
www.teslights.com - info@teslights.com