

Identification Disc


Types of Identification Discs

- ❖ Brass / Gold plated disc - Worn by all Past and Present Kennel Staff
- ❖ Nickel / Silver plated disc - Worn by Pack Officers and other members
- ❖ 50th Anniversary disc - Authorized for wear by dogs who attended the Supreme Growl in Dallas , TX in 1989
- ❖ 75th Anniversary disc - Authorized for wear by all dogs registered at the National Convention in Charleston, WV in 2014
- ❖ Past Chief Devil Dog disc - Authorized for wear by Past Chief Devil Dogs only

Front Side Detail

The Front Side of the Brass or Nickel disc:

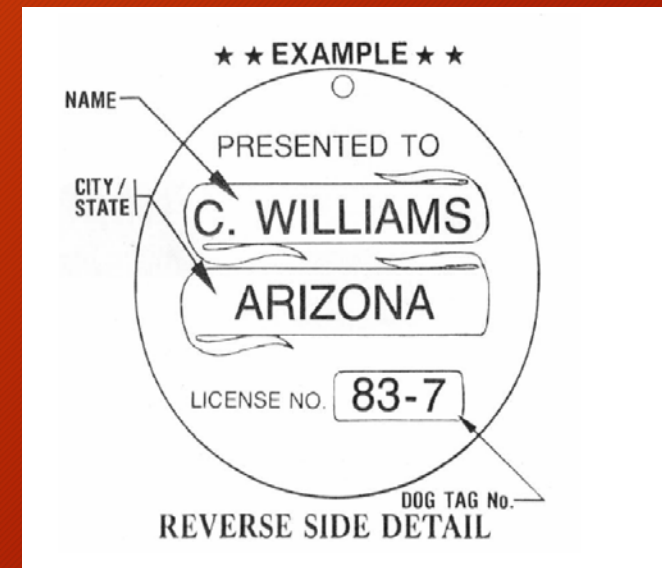
- ❖ The Pound Number is etched to the right of "Pound No"



Reverse Side Detail - Member

The Reverse Side of the nickel disc should be etched as follows :

- ❖ First Initial, Last Name on the 1st line.
- ❖ The Pack / State on the 2nd Line
- ❖ The License Number on the 3rd Line.

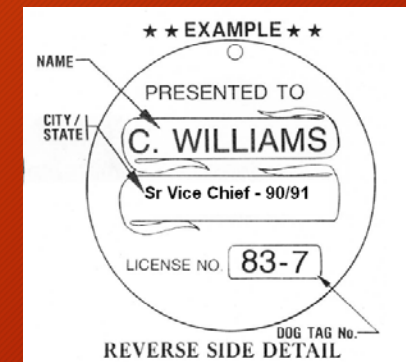


Reverse Side Detail – Kennel Staff

The Reverse Side of the brass disc should be etched as follows :

Immediately upon receipt:

- ❖ First Initial, Last Name on the 1st line.
- ❖ The License Number on the 3rd line.



When staff service is complete:

- Highest office and fiscal year of tenure on the 2nd line.

Reverse Side Detail – Pack / Pound Staff


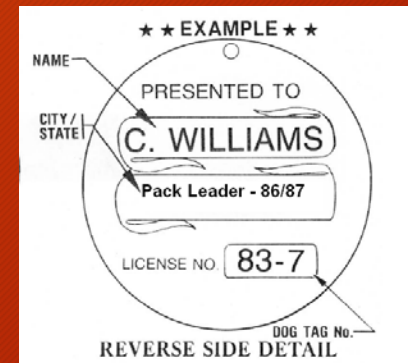
The Reverse Side of the nickel disc should be etched as follows:

Immediately upon receipt:

- ❖ First Initial, Last Name on the 1st line.
- ❖ The License Number on the 3rd line.

When staff service is complete:

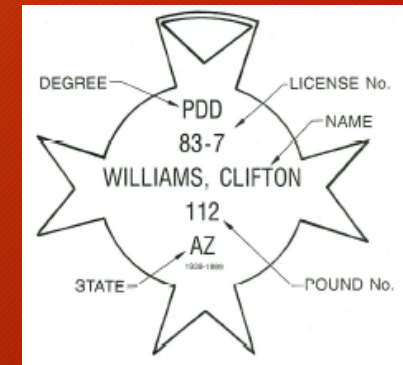
Highest office and fiscal year of tenure on the 2nd line.



Reverse Side Detail - 50th Anniversary disc

The Reverse Side of the 50th Anniversary disc should be etched as follows:

- ❖ Degree
- ❖ Licence number
- ❖ Name
- ❖ Pound number
- ❖ Pack / State abbreviation



Reverse Side Detail - 75th Anniversary disc

PENDING APPROVAL AT THE 75TH SUPREME GROWL