



BroadBand 2-Way RF Splitter/Combiner, [SMP-Connectors](#)




Features:

- BroadBand 0.5 to 6 GHz Operation
- Low Loss (0.9 dB at 6 GHz)
- Excellent Amplitude/Phase Balance (+/- 0.1 dB, +/- 1°)
- High Power (> 20 watts as splitter)
- SMP Smooth Bore Connectors

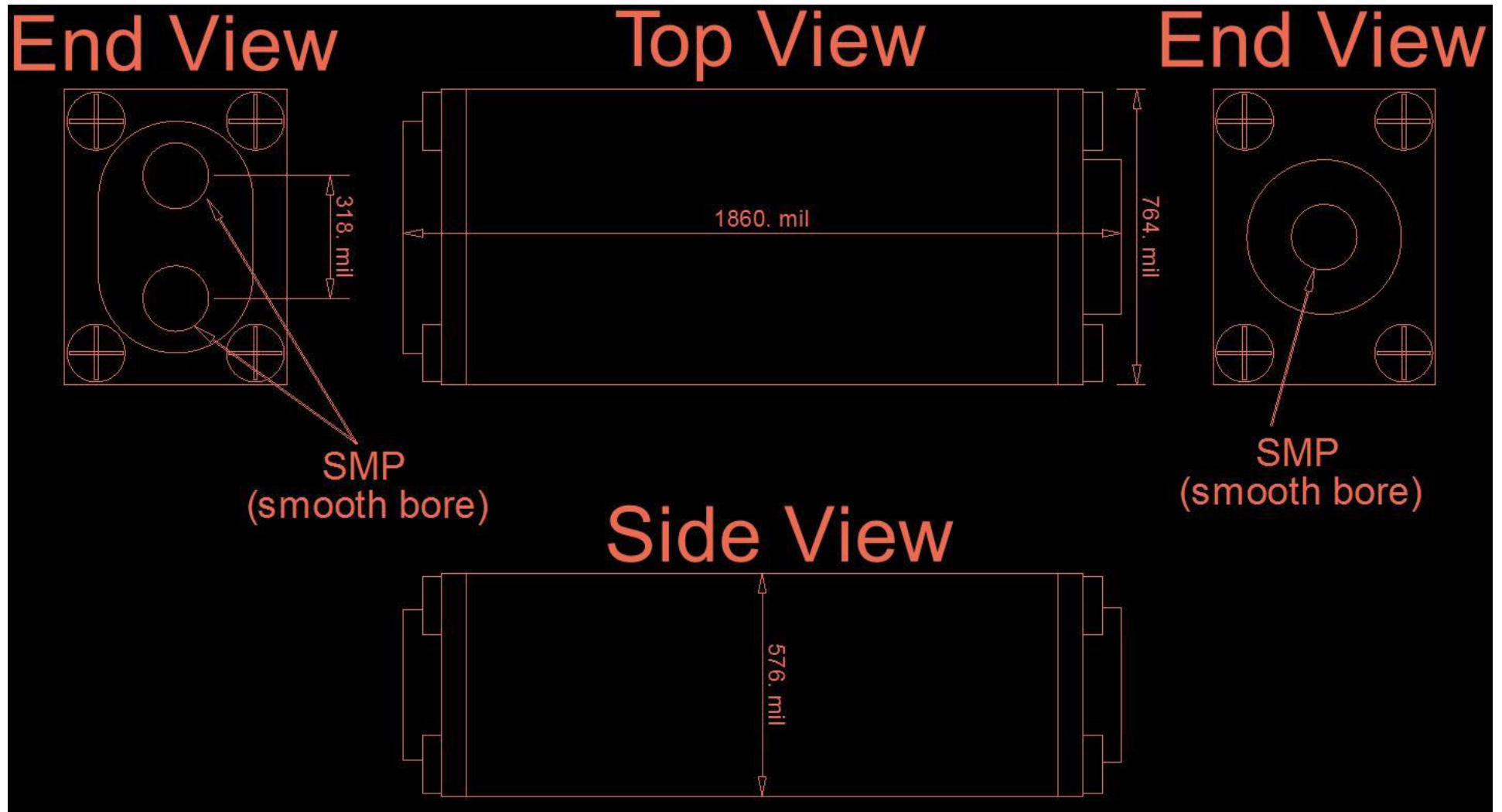
Datasheet Model Number: [BBTLine_2Way_SMP_Conn](#)

Description: Shown below is a patented (U.S. Patent 9,570,792) broadband 2-way connectorized (SMP Smooth Bore) RF Splitter/Combiner. This RF splitter is not a typical Wilkinson device, but a design which yields a more compact splitter/combiner with excellent low loss RF characteristics and high power handling capability.





Mechanical Dimensions:



RF Specifications:

Specifications (at Room Temperature):	
Frequency Range [GHz]	0.5 to 6
Insertion Loss [dB]	< 0.9
Isolation [dB] (1 to 6 GHz)	> 19
Isolation [dB] (0.5 to < 1 GHz)	> 15
Input (Common Port) Return Loss [dB]	< -18
Output Return Loss [dB]	< -18
Maximum Power as Splitter [Watts]	> 20*
Maximum Power as Combiner [mWatts]	< 50 **
Phase Unbalance [degrees]	+/- 1
Amplitude Unbalance [dB]	+/- 0.1
* maximum test setup capability at CW frequency of 3.55 GHz	
** internal 0201 isolation resistor limitation when combining perfectly anti-phase signals	

Typical Device RF Performance:

Insertion Loss shown below includes ideal 2-way split loss of -3.0 dB.

