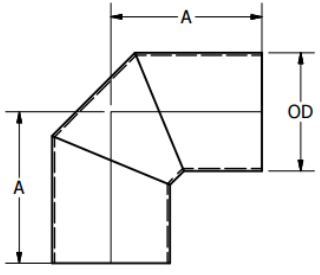
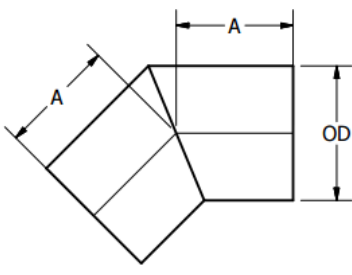
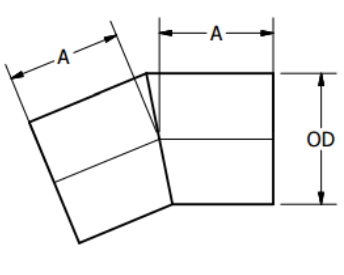
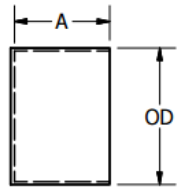


Pipe fittings are designed for quick and easy hook up on both header and discharge pipe for wellpoint systems – no matter how complicated the piping arrangement. Fitting OD (outer diameter) is same as schedule 40 pipe, allowing for use of conventional slip type rubber sleeves for header pipe, or using ‘Dresser’ style fittings for discharge connections. All fittings are fabricated in our shop in Edgewater, FL. Constructed of 3/16" thick steel and pressure tested to 40psi (92ft). Rugged steel fittings can be used over and over on many jobs without damage.

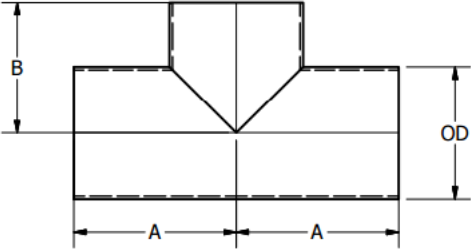
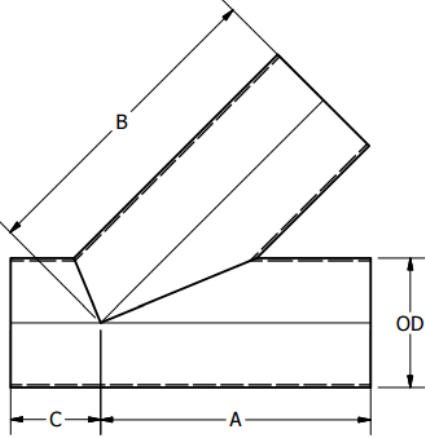
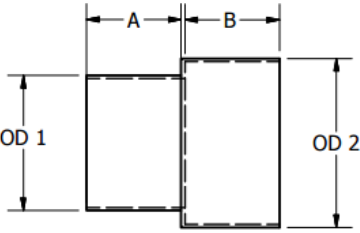
Custom fittings and connections available – consult factory.

90° Elbow	45° Elbow	22° Elbow	Cap
			
<b>4" – (4.50" OD)</b> part # 110-04-90 A = 8 inches Weight = 12 lbs.	<b>4" – (4.50" OD)</b> part # 110-04-45 A = 4.75 inches Weight = 8 lbs.	<b>4" – (4.50" OD)</b> part # 110-04-22 A = 4.75 inches Weight = 8 lbs.	<b>4" – (4.50" OD)</b> part # 110-04-C A = 4 inches Weight = 4 lbs.
<b>6" – (6.625" OD)</b> part # 110-06-90 A = 8.25 inches Weight = 18 lbs.	<b>6" – (6.625" OD)</b> part # 110-06-45 A = 6.25 inches Weight = 14 lbs.	<b>6" – (6.625" OD)</b> part # 110-06-22 A = 6.25 inches Weight = 14 lbs.	<b>6" – (6.625" OD)</b> part # 110-06-C A = 6 inches Weight = 10 lbs.
<b>8" – (8.625" OD)</b> part # 110-08-90 A = 11 inches Weight = 30 lbs.	<b>8" – (8.625" OD)</b> part # 110-08-45 A = 7.5 inches Weight = 22 lbs.	<b>8" – (8.625" OD)</b> part # 110-08-22 A = 7.5 inches Weight = 22 lbs.	<b>8" – (8.625" OD)</b> part # 110-08-C A = 6 inches Weight = 14 lbs.
<b>10" – (10.75" OD)</b> part # 110-10-90 A = 13.25 inches Weight = 44 lbs.	<b>10" – (10.75" OD)</b> part # 110-10-45 A = 9.13 inches Weight = 32 lbs.	<b>10" – (10.75" OD)</b> part # 110-10-22 A = 9.13 inches Weight = 32 lbs.	<b>10" (10.75" OD)</b> part # 110-10-C A = 6 inches Weight = 18 lbs.
<b>12" – (12.75" OD)</b> part # 110-12-90 A = 15.5 inches Weight = 60 lbs.	<b>12" – (12.75" OD)</b> part # 110-12-45 A = 11 inches Weight = 46 lbs.	<b>12" – (12.75" OD)</b> part # 110-12-22 A = 11 inches Weight = 46 lbs.	<b>12" (12.75" OD)</b> part # 110-12-C A = 6 inches Weight = 22 lbs.



COMPLETE DEWATERING  
PUMPS & WELLPOINTS

## Steel 3/16" Wall Pipe Fittings

Tee	Y-Fitting	Adapter
		
<p><b>4" – (4.50" OD)</b> part # 110-04-T A = 8 inches B = 6 inches Weight = 11 lbs.</p>	<p><b>4" – (4.50" OD)</b> part # 110-04-Y A = 12 inches B = 14 inches C = 4 inches Weight = 20 lbs.</p>	<p><b>4" x 6"</b> (4.50" OD x 6.625" OD) part # 110-04-06 A = 4 in. B = 6 in. Weight = 12 lbs.</p>
<p><b>6" – (6.625" OD)</b> part # 110-06-T A = 9 inches B = 7.5 inches Weight = 24 lbs.</p>	<p><b>6" – (6.625" OD)</b> part # 110-06-Y A = 15 inches B = 17 inches C = 6 inches Weight = 35 lbs.</p>	<p><b>6" x 8"</b> (6.625" OD x 8.625" OD) part # 110-06-08 A &amp; B = 6 inches Weight = 18 lbs.</p>
<p><b>8" – (8.625" OD)</b> part # 110-08-T A = 10.5 inches B = 8.5 inches Weight = 35 lbs.</p>	<p><b>8" – (8.625" OD)</b> part # 110-08-Y A = 18 inches B = 21 inches C = 6 inches Weight = 54 lbs.</p>	<p><b>6" x 10"</b> (6.625" OD x 10.75" OD) part # 110-06-10 A &amp; B = 6 inches Weight = 22 lbs.</p>
<p><b>10" – (10.75" OD)</b> part # 110-10-T A = 12 inches B = 10.5 inches Weight = 50 lbs.</p>	<p><b>10" – (10.75" OD)</b> part # 110-10-Y A = 21 inches B = 24 inches C = 7 inches Weight = 75 lbs.</p>	<p><b>8" x 10"</b> (8.625" OD x 10.75" OD) part # 110-08-10 A &amp; B = 6 inches Weight = 23 lbs.</p>
<p><b>12" – (12.75" OD)</b> part # 110-12-T A &amp; B = 13.5 inches Weight = 70 lbs.</p>	<p><b>12" – (12.75" OD)</b> part # 110-12-Y A = 24 in. B = 28 in. C = 8 in. Weight = 105 lbs.</p>	

*This is just a partial list of the wellpoint equipment we offer. Other components include: Jet rods (stinger), steel punches, steel jet casings, jetting hose, suction and discharge hoses, header jacks, swing joint mops, Call Complete for any wellpoint equipment and pump needs.*