



THE VINTAGE SPORTS-CAR CLUB

**FORMULA VINTAGE**  
**ROUND 3 – CADWELL PARK**  
FEATURING THE SHUTTLEWORTH & NUFFIELD TROPHIES

Bonhams  
**HAGERTY**  
CLASSIC CAR INSURANCE

SUNDAY 23 JULY 2017

**RESULTS**

THE VINTAGE SPORTS-CAR CLUB PRESENTS  
**FORMULA VINTAGE**  
ROUND 3  
**CADWELL PARK**  
23 JULY 2017  
SHUTTLEWORTH & NUFFIELD TROPHIES

OUR PRINCIPAL ASSOCIATES:  
Bonhams  
HAGERTY

THE VINTAGE SPORTS-CAR CLUB  
FORMULA VINTAGE

CadwellPark  
MSV

RESULTS BY



HS Sports Ltd Kinetic House,  
Varey Road, Congleton,  
Cheshire CW121UW  
Tel. +44 (0)1260 275708  
Fax +44 (0)1260 295625  
[www.hssports.co.uk](http://www.hssports.co.uk)



# The Vintage Sports-Car Club

## STANDARD & MODIFIED PRE-WAR SPORTS CARS

### PROVISIONAL RESULT - PRACTICE SESSION 1

PI	No	CI Name	Car	Laps	Time on Lap	Behind	MPH
1	94	Edward WILLIAMS	Frazer Nash Super Sports	5	2:04.70	2	63.15
2	198	Tony SEBER	Wolseley Hornet Special	7	2:04.78	3 00.08	63.11
3	22	Andrew MITCHELL	HRG 1 1/2 Litre	7	2:07.59	7 02.89	61.72
4	30	Mark BRETT	Ballamy-Ford (LMB) V8 Sp	7	2:08.26	5 03.56	61.39
5	20	Sue DARBYSHIRE	Morgan Super Aero	6	2:09.87	4 05.17	60.63
6	35	Jo BLAKENEY-EDWARDS	Frazer Nash Super Sports	7	2:10.20	6 05.50	60.48
7	68	Jonathan SHARP	Riley 12/4 TT Sprite	6	2:13.46	5 08.76	59.00
8	83	Simon EDWARDS	Morgan Aero Supersport	6	2:16.29	4 11.59	57.78
9	49	Paul WAINE	Frazer Nash TT Replica	2	2:16.32	2 11.62	57.76
10	195	William ELBOURN	Riley 12/4 Special	6	2:17.02	6 12.32	57.47
11	192	Richard ILIFFE	Riley TT Sprite Replica	6	2:17.80	4 13.10	57.14
12	117	Richard LAKE	Aston Martin 15/98 Speed	6	2:17.92	5 13.22	57.09
13	41	John GUYATT	Talbot Lago T150C	6	2:19.83	6 15.13	56.31
14	197	George PARKINSON	Frazer Nash Super Sports	5	2:20.21	5 15.51	56.16
15	63	Andy NEWBOUND	Frazer Nash Ulster 100	6	2:21.32	6 16.62	55.72
16	84	Alistair PUGH	Frazer Nash Super Sports	5	2:22.92	5 18.22	55.10
17	39	John POLSON	Talbot AV 105	6	2:22.95	5 18.25	55.08
18	64	Ian STANDING	Riley Brooklands	6	2:23.41	4 18.71	54.91
19	115	Clive TEMPLE	Riley Brooklands	6	2:24.57	6 19.87	54.47
20	72	Freddie SMITH	Delahaye 135S	6	2:25.66	6 20.96	54.06
21	40	Mark GROVES	Frazer Nash TT Rep	6	2:26.86	2 22.16	53.62
22	86	Phillip TILLYARD	Frazer Nash T.T. Replica	6	2:27.34	6 22.64	53.44
23	62	Anthony FENWICK-WILSON	Railton LS Tourer	4	2:27.74	2 23.04	53.30
24	81	Dennis JOHNSON	Frazer Nash Colmore	6	2:31.74	6 27.04	51.89
25	56	Fred BOOTHBY	MG J2	6	2:31.87	4 27.17	51.85
26	102	David LAMB	Riley Brooklands	6	2:33.52	5 28.82	51.29
27	77	Keith PIPER	Aston Martin International	5	2:41.48	5 36.78	48.76
28	108	Annabel JONES	Frazer Nash Boulogne Vit	5	2:41.60	4 36.90	48.73
29	105	Tim WADSWORTH	Lagonda 2 Ltr L/C Tourer	5	2:48.75	4 44.05	46.66
30	114	Andy CAWLEY	Frazer Nash Super Sports	5	2:49.90	4 45.20	46.35
<b>Not-Seen</b>							
	88	Michael MCGOUN	Frazer Nash Acedes Nash				

Start Time : 09:05

Cadwell Park

23 Jul 17 09:23

Clerk of Course:

Time Issued:

Chief Timekeeper:

THESE RESULTS ARE PROVISIONAL UNTIL THE CONCLUSION OF ANY JUDICIAL AND TECHNICAL MATTERS

Timing by HS Sports Ltd - Results and Lap Times at [www.theresultslive.co.uk/vintage-sports-car-club](http://www.theresultslive.co.uk/vintage-sports-car-club)

# STANDARD & MODIFIED PRE-WAR SPORTS CARS

## LAP TIMES - PRACTICE SESSION 1

<b>20</b>	<b>Sue DARBYSHIRE</b>										
	<b>Lap</b>	<b>1</b>	<b>2</b>	<b>3</b>	<b>4</b>	<b>5</b>	<b>6</b>	<b>7</b>	<b>8</b>	<b>9</b>	<b>10</b>
	1	2:22.87	2:20.28	2:16.85	2:09.87	2:10.28	2:10.64				
<b>22</b>	<b>Andrew MITCHELL</b>										
	<b>Lap</b>	<b>1</b>	<b>2</b>	<b>3</b>	<b>4</b>	<b>5</b>	<b>6</b>	<b>7</b>	<b>8</b>	<b>9</b>	<b>10</b>
	1	2:21.53	2:09.98	2:10.15	2:13.17	2:10.33	2:10.76	2:07.59			
<b>30</b>	<b>Mark BRETT</b>										
	<b>Lap</b>	<b>1</b>	<b>2</b>	<b>3</b>	<b>4</b>	<b>5</b>	<b>6</b>	<b>7</b>	<b>8</b>	<b>9</b>	<b>10</b>
	1	2:28.49	2:16.34	2:21.00	2:10.93	2:08.26	2:09.45	2:08.74			
<b>35</b>	<b>Jo BLAKENEY-EDWARDS</b>										
	<b>Lap</b>	<b>1</b>	<b>2</b>	<b>3</b>	<b>4</b>	<b>5</b>	<b>6</b>	<b>7</b>	<b>8</b>	<b>9</b>	<b>10</b>
	1	2:22.21	2:14.32	2:18.39	2:11.26	2:16.41	2:10.20	2:10.32			
<b>39</b>	<b>John POLSON</b>										
	<b>Lap</b>	<b>1</b>	<b>2</b>	<b>3</b>	<b>4</b>	<b>5</b>	<b>6</b>	<b>7</b>	<b>8</b>	<b>9</b>	<b>10</b>
	1	2:42.95	2:34.72	2:25.26	2:23.25	2:22.95	2:23.84				
<b>40</b>	<b>Mark GROVES</b>										
	<b>Lap</b>	<b>1</b>	<b>2</b>	<b>3</b>	<b>4</b>	<b>5</b>	<b>6</b>	<b>7</b>	<b>8</b>	<b>9</b>	<b>10</b>
	1	2:34.62	2:26.86	2:28.20	2:29.87	2:28.87	2:29.99				
<b>41</b>	<b>John GUYATT</b>										
	<b>Lap</b>	<b>1</b>	<b>2</b>	<b>3</b>	<b>4</b>	<b>5</b>	<b>6</b>	<b>7</b>	<b>8</b>	<b>9</b>	<b>10</b>
	1	2:43.43	2:35.37	2:26.12	2:21.01	2:22.03	2:19.83				
<b>49</b>	<b>Paul WAINE</b>										
	<b>Lap</b>	<b>1</b>	<b>2</b>	<b>3</b>	<b>4</b>	<b>5</b>	<b>6</b>	<b>7</b>	<b>8</b>	<b>9</b>	<b>10</b>
	1	2:22.09	2:16.32								
<b>56</b>	<b>Fred BOOTHBY</b>										
	<b>Lap</b>	<b>1</b>	<b>2</b>	<b>3</b>	<b>4</b>	<b>5</b>	<b>6</b>	<b>7</b>	<b>8</b>	<b>9</b>	<b>10</b>
	1	2:38.87	2:33.66	2:31.97	2:31.87	2:32.44	2:34.65				
<b>62</b>	<b>Anthony FENWICK-WILSON</b>										
	<b>Lap</b>	<b>1</b>	<b>2</b>	<b>3</b>	<b>4</b>	<b>5</b>	<b>6</b>	<b>7</b>	<b>8</b>	<b>9</b>	<b>10</b>
	1	2:42.50	2:27.74	2:39.57	2:41.86						
<b>63</b>	<b>Andy NEWBOUND</b>										
	<b>Lap</b>	<b>1</b>	<b>2</b>	<b>3</b>	<b>4</b>	<b>5</b>	<b>6</b>	<b>7</b>	<b>8</b>	<b>9</b>	<b>10</b>
	1	2:37.91	2:24.71	2:21.86	2:23.05	2:21.38	2:21.32				
<b>64</b>	<b>Ian STANDING</b>										
	<b>Lap</b>	<b>1</b>	<b>2</b>	<b>3</b>	<b>4</b>	<b>5</b>	<b>6</b>	<b>7</b>	<b>8</b>	<b>9</b>	<b>10</b>
	1	2:42.71	2:29.59	2:24.97	2:23.41	2:25.98	2:28.33				
<b>68</b>	<b>Jonathan SHARP</b>										
	<b>Lap</b>	<b>1</b>	<b>2</b>	<b>3</b>	<b>4</b>	<b>5</b>	<b>6</b>	<b>7</b>	<b>8</b>	<b>9</b>	<b>10</b>
	1	2:42.97	2:24.10	2:17.19	2:20.06	2:13.46	2:21.13				

<b>72</b>	<b>Freddie SMITH</b>										
	<b>Lap</b>	<b>1</b>	<b>2</b>	<b>3</b>	<b>4</b>	<b>5</b>	<b>6</b>	<b>7</b>	<b>8</b>	<b>9</b>	<b>10</b>
	1	2:48.70	2:44.48	2:30.67	2:33.31	2:30.41	2:25.66				
<b>77</b>	<b>Keith PIPER</b>										
	<b>Lap</b>	<b>1</b>	<b>2</b>	<b>3</b>	<b>4</b>	<b>5</b>	<b>6</b>	<b>7</b>	<b>8</b>	<b>9</b>	<b>10</b>
	1	3:02.57	2:54.91	2:52.74	2:43.18	2:41.48					
<b>81</b>	<b>Dennis JOHNSON</b>										
	<b>Lap</b>	<b>1</b>	<b>2</b>	<b>3</b>	<b>4</b>	<b>5</b>	<b>6</b>	<b>7</b>	<b>8</b>	<b>9</b>	<b>10</b>
	1	2:46.08	2:38.33	2:38.88	2:36.40	2:32.55	2:31.74				
<b>83</b>	<b>Simon EDWARDS</b>										
	<b>Lap</b>	<b>1</b>	<b>2</b>	<b>3</b>	<b>4</b>	<b>5</b>	<b>6</b>	<b>7</b>	<b>8</b>	<b>9</b>	<b>10</b>
	1	2:25.69	2:21.58	2:20.33	2:16.29	2:17.59	2:20.61				
<b>84</b>	<b>Alistair PUGH</b>										
	<b>Lap</b>	<b>1</b>	<b>2</b>	<b>3</b>	<b>4</b>	<b>5</b>	<b>6</b>	<b>7</b>	<b>8</b>	<b>9</b>	<b>10</b>
	1	2:38.31	2:29.47	2:26.56	2:24.19	2:22.92					
<b>86</b>	<b>Phillip TILLYARD</b>										
	<b>Lap</b>	<b>1</b>	<b>2</b>	<b>3</b>	<b>4</b>	<b>5</b>	<b>6</b>	<b>7</b>	<b>8</b>	<b>9</b>	<b>10</b>
	1	2:48.42	2:55.04	2:41.82	2:34.83	2:30.06	2:27.34				
<b>94</b>	<b>Edward WILLIAMS</b>										
	<b>Lap</b>	<b>1</b>	<b>2</b>	<b>3</b>	<b>4</b>	<b>5</b>	<b>6</b>	<b>7</b>	<b>8</b>	<b>9</b>	<b>10</b>
	1	2:18.50	2:04.70	2:09.68	2:08.33	2:05.56					
<b>102</b>	<b>David LAMB</b>										
	<b>Lap</b>	<b>1</b>	<b>2</b>	<b>3</b>	<b>4</b>	<b>5</b>	<b>6</b>	<b>7</b>	<b>8</b>	<b>9</b>	<b>10</b>
	1	2:49.49	2:46.11	2:45.15	2:41.07	2:33.52	2:33.97				
<b>105</b>	<b>Tim WADSWORTH</b>										
	<b>Lap</b>	<b>1</b>	<b>2</b>	<b>3</b>	<b>4</b>	<b>5</b>	<b>6</b>	<b>7</b>	<b>8</b>	<b>9</b>	<b>10</b>
	1	2:58.91	2:55.26	2:57.88	2:48.75	2:53.21					
<b>108</b>	<b>Annabel JONES</b>										
	<b>Lap</b>	<b>1</b>	<b>2</b>	<b>3</b>	<b>4</b>	<b>5</b>	<b>6</b>	<b>7</b>	<b>8</b>	<b>9</b>	<b>10</b>
	1	2:51.17	2:51.32	2:43.65	2:41.60	2:42.63					
<b>114</b>	<b>Andy CAWLEY</b>										
	<b>Lap</b>	<b>1</b>	<b>2</b>	<b>3</b>	<b>4</b>	<b>5</b>	<b>6</b>	<b>7</b>	<b>8</b>	<b>9</b>	<b>10</b>
	1	2:57.30	2:57.18	2:53.90	2:49.90	2:55.38					
<b>115</b>	<b>Clive TEMPLE</b>										
	<b>Lap</b>	<b>1</b>	<b>2</b>	<b>3</b>	<b>4</b>	<b>5</b>	<b>6</b>	<b>7</b>	<b>8</b>	<b>9</b>	<b>10</b>
	1	2:40.55	2:29.58	2:29.91	2:29.31	2:24.82	2:24.57				
<b>117</b>	<b>Richard LAKE</b>										
	<b>Lap</b>	<b>1</b>	<b>2</b>	<b>3</b>	<b>4</b>	<b>5</b>	<b>6</b>	<b>7</b>	<b>8</b>	<b>9</b>	<b>10</b>
	1	2:36.28	2:28.02	2:22.77	2:19.70	2:17.92	2:20.07				
<b>192</b>	<b>Richard ILIFFE</b>										
	<b>Lap</b>	<b>1</b>	<b>2</b>	<b>3</b>	<b>4</b>	<b>5</b>	<b>6</b>	<b>7</b>	<b>8</b>	<b>9</b>	<b>10</b>
	1	2:31.97	2:22.77	2:20.46	2:17.80	2:18.50	2:19.85				

---

**195 William ELBOURN**

Lap	1	2	3	4	5	6	7	8	9	10
1	2:31.83	2:22.53	2:27.38	2:18.05	2:18.48	2:17.02				

---

**197 George PARKINSON**

Lap	1	2	3	4	5	6	7	8	9	10
1	2:35.13	2:36.40	2:41.41	2:23.12	2:20.21					

---

**198 Tony SEBER**

Lap	1	2	3	4	5	6	7	8	9	10
1	2:20.46	2:09.19	2:04.78	2:13.54	2:08.37	2:06.72	2:12.97			



# The Vintage Sports-Car Club

## PRE-1961 RACING CARS

### PROVISIONAL RESULT - PRACTICE SESSION 2

PI	No	CI Name	Car	Laps	Time on Lap	Behind	MPH
1	3	Mark GILLIES	ERA R3A	3	1:51.33	3	70.73
2	2	Oliver NUTHALL	Alta F2	7	1:51.81	6 00.48	70.43
3	11	Julian GRIMWADE	Frazer Nash Single Seat	7	1:56.07	5 04.74	67.84
4	7	Julian WILTON	Cooper Bristol	7	1:56.62	5 05.29	67.52
5	19	Christian PEDERSEN	Austin 7 Special	7	1:56.81	5 05.48	67.41
6	5	Robert COBDEN	Riley Falcon Special	5	1:59.58	2 08.25	65.85
7	8	Duncan RICKETTS	ERA E-Type	7	2:00.04	6 08.71	65.60
8	119	Anthony SMITH	Elva 100	7	2:00.10	7 08.77	65.56
9	12	Terry CRABB	ERA R12C	6	2:00.76	6 09.43	65.21
10	16	Matt RICKETTS	Cooper Type 41	6	2:01.75	6 10.42	64.68
11	51	Thomas HARDMAN	MG Bellevue KN	4	2:01.80	4 10.47	64.65
12	93	Rodney SEBER	MG PB	6	2:11.11	2 19.78	60.06
13	196	Charles GILLET	Austin AD Tourer	5	2:19.73	3 28.40	56.35
14	76	Adam GENTILLI	Frazer Nash TT Replica	6	2:23.12	6 31.79	55.02
15	73	David ASPLIN	Austin 7 Ulster Replica	2	2:55.16	1 01:03.83	44.95
<b>Not-Seen</b>							
	1	Frederick HARPER	Kurtis Indy-Roadster				
	15	Tim GREENHILL	Wolseley Hornet Special				
	24	James RICKETTS	MG KN Special				
	80	Max FRASER	Austin 7				

Start Time : 09:27

Cadwell Park

23 Jul 17 09:43

Clerk of Course:

Andrew Tongue

Time Issued:

09:45

Chief Timekeeper:

THESE RESULTS ARE PROVISIONAL UNTIL THE CONCLUSION OF ANY JUDICIAL AND TECHNICAL MATTERS

Timing by HS Sports Ltd - Results and Lap Times at [www.theresultslive.co.uk/vintage-sports-car-club](http://www.theresultslive.co.uk/vintage-sports-car-club)

# PRE-1961 RACING CARS

## LAP TIMES - PRACTICE SESSION 2

<b>2</b>	<b>Oliver NUTHALL</b>									
<b>Lap</b>	<b>1</b>	<b>2</b>	<b>3</b>	<b>4</b>	<b>5</b>	<b>6</b>	<b>7</b>	<b>8</b>	<b>9</b>	<b>10</b>
1	2:02.18	1:55.69	1:54.33	1:52.63	1:55.61	1:51.81	1:52.40			
<b>3</b>	<b>Mark GILLIES</b>									
<b>Lap</b>	<b>1</b>	<b>2</b>	<b>3</b>	<b>4</b>	<b>5</b>	<b>6</b>	<b>7</b>	<b>8</b>	<b>9</b>	<b>10</b>
1	2:04.99	1:54.28	1:51.33							
<b>5</b>	<b>Robert COBDEN</b>									
<b>Lap</b>	<b>1</b>	<b>2</b>	<b>3</b>	<b>4</b>	<b>5</b>	<b>6</b>	<b>7</b>	<b>8</b>	<b>9</b>	<b>10</b>
1	2:07.40	1:59.58	2:00.29	2:00.92	2:01.12					
<b>7</b>	<b>Julian WILTON</b>									
<b>Lap</b>	<b>1</b>	<b>2</b>	<b>3</b>	<b>4</b>	<b>5</b>	<b>6</b>	<b>7</b>	<b>8</b>	<b>9</b>	<b>10</b>
1	2:10.84	2:04.76	2:00.07	1:59.07	1:56.62	1:57.34	1:59.37			
<b>8</b>	<b>Duncan RICKETTS</b>									
<b>Lap</b>	<b>1</b>	<b>2</b>	<b>3</b>	<b>4</b>	<b>5</b>	<b>6</b>	<b>7</b>	<b>8</b>	<b>9</b>	<b>10</b>
1	2:10.44	2:03.72	2:00.64	2:00.50	2:00.94	2:00.04	2:00.35			
<b>11</b>	<b>Julian GRIMWADE</b>									
<b>Lap</b>	<b>1</b>	<b>2</b>	<b>3</b>	<b>4</b>	<b>5</b>	<b>6</b>	<b>7</b>	<b>8</b>	<b>9</b>	<b>10</b>
1	2:09.46	1:58.85	1:57.04	1:59.59	1:56.07	1:57.29	1:56.07			
<b>12</b>	<b>Terry CRABB</b>									
<b>Lap</b>	<b>1</b>	<b>2</b>	<b>3</b>	<b>4</b>	<b>5</b>	<b>6</b>	<b>7</b>	<b>8</b>	<b>9</b>	<b>10</b>
1	2:24.02	2:10.08	2:07.15	2:02.88	2:04.32	2:00.76				
<b>16</b>	<b>Matt RICKETTS</b>									
<b>Lap</b>	<b>1</b>	<b>2</b>	<b>3</b>	<b>4</b>	<b>5</b>	<b>6</b>	<b>7</b>	<b>8</b>	<b>9</b>	<b>10</b>
1	2:29.79	2:14.41	2:08.78	2:08.64	2:03.40	2:01.75				
<b>19</b>	<b>Christian PEDERSEN</b>									
<b>Lap</b>	<b>1</b>	<b>2</b>	<b>3</b>	<b>4</b>	<b>5</b>	<b>6</b>	<b>7</b>	<b>8</b>	<b>9</b>	<b>10</b>
1	2:16.43	2:21.47	2:02.27	2:03.37	1:56.81	2:01.85	2:04.18			
<b>51</b>	<b>Thomas HARDMAN</b>									
<b>Lap</b>	<b>1</b>	<b>2</b>	<b>3</b>	<b>4</b>	<b>5</b>	<b>6</b>	<b>7</b>	<b>8</b>	<b>9</b>	<b>10</b>
1	2:18.74	2:09.51	2:02.27	2:01.80						
<b>73</b>	<b>David ASPLIN</b>									
<b>Lap</b>	<b>1</b>	<b>2</b>	<b>3</b>	<b>4</b>	<b>5</b>	<b>6</b>	<b>7</b>	<b>8</b>	<b>9</b>	<b>10</b>
1	2:55.16	2:56.05								
<b>76</b>	<b>Adam GENTILLI</b>									
<b>Lap</b>	<b>1</b>	<b>2</b>	<b>3</b>	<b>4</b>	<b>5</b>	<b>6</b>	<b>7</b>	<b>8</b>	<b>9</b>	<b>10</b>
1	2:30.10	2:23.75	2:23.77	2:25.02	2:25.07	2:23.12				
<b>93</b>	<b>Rodney SEBER</b>									
<b>Lap</b>	<b>1</b>	<b>2</b>	<b>3</b>	<b>4</b>	<b>5</b>	<b>6</b>	<b>7</b>	<b>8</b>	<b>9</b>	<b>10</b>
1	2:23.40	2:11.11	2:11.31	2:12.72	2:13.49	2:13.22				

---

**119 Anthony SMITH**

<b>Lap</b>	<b>1</b>	<b>2</b>	<b>3</b>	<b>4</b>	<b>5</b>	<b>6</b>	<b>7</b>	<b>8</b>	<b>9</b>	<b>10</b>
1	2:20.86	2:09.83	2:07.23	2:08.98	2:04.96	2:02.90	2:00.10			

---

**196 Charles GILLETT**

<b>Lap</b>	<b>1</b>	<b>2</b>	<b>3</b>	<b>4</b>	<b>5</b>	<b>6</b>	<b>7</b>	<b>8</b>	<b>9</b>	<b>10</b>
1	2:21.33	2:30.84	2:19.73	2:20.09	2:22.91					





# The Vintage Sports-Car Club

## FORMULA 3 (500) CARS

### PROVISIONAL RESULT - PRACTICE SESSION 3

PI	No	CI Name	Car	Laps	Time on Lap	Behind	MPH
1	87	Andrew TURNER	Cooper Mk6	8	1:56.19	8	67.77
2	16	Stuart WRIGHT	Cooper Mk11	8	1:56.27	8 00.08	67.72
3	6	Darrell WOODS	Cooper Mk12	8	1:57.32	7 01.13	67.12
4	31	Mike FOWLER	Cooper Mk5	8	1:58.18	8 01.99	66.63
5	86	John TURNER	Cooper Mk9	6	2:00.86	5 04.67	65.15
6	17	Richard DE LA ROCHE	Cooper Mk5	7	2:02.02	2 05.83	64.53
7	23	George SHACKLETON	Cooper Mk11	8	2:02.09	6 05.90	64.50
8	69	Simon FROST		8	2:02.27	8 06.08	64.40
9	8	Roy HUNT	Martin	7	2:03.78	6 07.59	63.62
10	7	Nigel CHALLIS	Cooper Mk8	6	2:06.25	6 10.06	62.37
11	19	JB JONES	JLR	7	2:07.55	5 11.36	61.73
12	4	Roy WRIGHT	Flash Special	2	2:14.32	2 18.13	58.62
13	57	Andy RAYNOR	Cooper Mk5	1	2:20.16	1 23.97	56.18

#### Not-Seen

12	Duncan RABAGLATTI	Comet Mk1
59	Xavier KINGSLAND	Staride Mk3
67	Gordon RUSSELL	Mackson F3 500

Cars 36 & 55 did not complete one timed lap

Start Time : 09:49

Cadwell Park

23 Jul 17 10:16

Clerk of Course:

Andrew Tongue

Time Issued:

Chief Timekeeper:

THESE RESULTS ARE PROVISIONAL UNTIL THE CONCLUSION OF ANY JUDICIAL AND TECHNICAL MATTERS

Timing by HS Sports Ltd - Results and Lap Times at [www.theresultslive.co.uk/vintage-sports-car-club](http://www.theresultslive.co.uk/vintage-sports-car-club)

# FORMULA 3 (500) CARS

## LAP TIMES - PRACTICE SESSION 3

<b>4</b>	<b>Roy WRIGHT</b>										
<b>Lap</b>	<b>1</b>	<b>2</b>	<b>3</b>	<b>4</b>	<b>5</b>	<b>6</b>	<b>7</b>	<b>8</b>	<b>9</b>	<b>10</b>	
1	2:20.68	2:14.32									
<b>6</b>	<b>Darrell WOODS</b>										
<b>Lap</b>	<b>1</b>	<b>2</b>	<b>3</b>	<b>4</b>	<b>5</b>	<b>6</b>	<b>7</b>	<b>8</b>	<b>9</b>	<b>10</b>	
1	2:11.17	2:03.46	9:01.66	2:03.83	1:57.87	1:57.99	1:57.32	1:57.90			
<b>7</b>	<b>Nigel CHALLIS</b>										
<b>Lap</b>	<b>1</b>	<b>2</b>	<b>3</b>	<b>4</b>	<b>5</b>	<b>6</b>	<b>7</b>	<b>8</b>	<b>9</b>	<b>10</b>	
1	2:40.63	9:54.14	2:14.06	2:09.02	2:06.94	2:06.25					
<b>8</b>	<b>Roy HUNT</b>										
<b>Lap</b>	<b>1</b>	<b>2</b>	<b>3</b>	<b>4</b>	<b>5</b>	<b>6</b>	<b>7</b>	<b>8</b>	<b>9</b>	<b>10</b>	
1	2:20.13	2:10.13	8:33.36	2:13.74	2:11.11	2:03.78	2:05.74				
<b>16</b>	<b>Stuart WRIGHT</b>										
<b>Lap</b>	<b>1</b>	<b>2</b>	<b>3</b>	<b>4</b>	<b>5</b>	<b>6</b>	<b>7</b>	<b>8</b>	<b>9</b>	<b>10</b>	
1	2:20.35	2:03.98	8:47.26	2:02.95	1:57.97	1:58.11	1:57.14	1:56.27			
<b>17</b>	<b>Richard DE LA ROCHE</b>										
<b>Lap</b>	<b>1</b>	<b>2</b>	<b>3</b>	<b>4</b>	<b>5</b>	<b>6</b>	<b>7</b>	<b>8</b>	<b>9</b>	<b>10</b>	
1	2:12.54	2:02.02	9:03.73	2:24.23	2:02.24	2:07.15	2:06.52				
<b>19</b>	<b>JB JONES</b>										
<b>Lap</b>	<b>1</b>	<b>2</b>	<b>3</b>	<b>4</b>	<b>5</b>	<b>6</b>	<b>7</b>	<b>8</b>	<b>9</b>	<b>10</b>	
1	2:17.39	2:10.97	8:38.77	2:13.53	2:07.55	2:09.12	2:09.11				
<b>23</b>	<b>George SHACKLETON</b>										
<b>Lap</b>	<b>1</b>	<b>2</b>	<b>3</b>	<b>4</b>	<b>5</b>	<b>6</b>	<b>7</b>	<b>8</b>	<b>9</b>	<b>10</b>	
1	2:30.31	2:20.82	8:32.40	2:14.67	2:06.26	2:02.09	2:05.40	2:03.14			
<b>31</b>	<b>Mike FOWLER</b>										
<b>Lap</b>	<b>1</b>	<b>2</b>	<b>3</b>	<b>4</b>	<b>5</b>	<b>6</b>	<b>7</b>	<b>8</b>	<b>9</b>	<b>10</b>	
1	2:16.95	1:59.16	8:46.17	2:08.80	1:59.61	1:59.52	1:59.87	1:58.18			
<b>57</b>	<b>Andy RAYNOR</b>										
<b>Lap</b>	<b>1</b>	<b>2</b>	<b>3</b>	<b>4</b>	<b>5</b>	<b>6</b>	<b>7</b>	<b>8</b>	<b>9</b>	<b>10</b>	
1	2:20.16										
<b>69</b>	<b>Simon FROST</b>										
<b>Lap</b>	<b>1</b>	<b>2</b>	<b>3</b>	<b>4</b>	<b>5</b>	<b>6</b>	<b>7</b>	<b>8</b>	<b>9</b>	<b>10</b>	
1	2:18.99	2:09.54	8:33.39	2:10.15	2:04.46	2:04.08	2:03.45	2:02.27			
<b>86</b>	<b>John TURNER</b>										
<b>Lap</b>	<b>1</b>	<b>2</b>	<b>3</b>	<b>4</b>	<b>5</b>	<b>6</b>	<b>7</b>	<b>8</b>	<b>9</b>	<b>10</b>	
1	2:24.13	2:04.62	8:43.44	2:04.92	2:00.86	2:03.25					
<b>87</b>	<b>Andrew TURNER</b>										
<b>Lap</b>	<b>1</b>	<b>2</b>	<b>3</b>	<b>4</b>	<b>5</b>	<b>6</b>	<b>7</b>	<b>8</b>	<b>9</b>	<b>10</b>	
1	2:14.36	2:06.74	8:33.30	2:01.64	1:58.57	2:01.25	1:57.63	1:56.19			



# The Vintage Sports-Car Club

## AR MOTORSPORT MORGAN CHALLENGE

### PROVISIONAL RESULT - PRACTICE SESSION 4

PI	No	CI Name	Car	Laps	Time on Lap	Behind	MPH
1	1	Elliot PATERSON	Morgan ARV6	6	1:38.40	4	80.02
2	72	Russell PATERSON	Morgan Plus 8	7	1:39.35	4 00.95	79.26
3	66	Andrew THOMPSON	Morgan ARV6	7	1:41.26	6 02.86	77.76
4	67	Dominic HOUSE	Morgan Roadster	7	1:43.75	6 05.35	75.90
5	69	Tony HIRST	Morgan ARV6	5	1:44.77	4 06.37	75.16
6	87	Tony LEES	Morgan Plus 8	4	1:46.84	2 08.44	73.70
7	21	Craig HAMILTON SMITH	Morgan Plus 4 BabyDoll	6	1:47.43	5 09.03	73.30
8	26	Greg PARNELL	Morgan Aero 8	5	1:48.21	5 09.81	72.77
9	46	Phill THOMAS	Morgan Plus 4 BabyDoll	6	1:48.68	6 10.28	72.45
10	45	Tim PARSONS	Morgan 4/4 Supersports	6	1:48.70	6 10.30	72.44
11	171	Alex LAIDLAW	Morgan Roadster	6	1:48.81	5 10.41	72.37
12	54	Philip ST CLAIR TISDALL	Morgan Plus 8	6	1:48.86	6 10.46	72.33
13	34	Peter SARGENT	Morgan Plus 8	6	1:51.63	5 13.23	70.54
14	71	Kelvin LAIDLAW	Morgan Plus 8	6	1:52.31	6 13.91	70.11
15	42	Peter COLE	Morgan Roadster	6	1:53.56	6 15.16	69.34
16	51	Paul BRYAN	Morgan 4/4	6	1:53.73	6 15.33	69.24
17	22	James SUMNER	Morgan 4/4	6	1:53.92	3 15.52	69.12
18	35	Chris SPRINGALL	Morgan Plus 8	6	1:54.86	2 16.46	68.56
19	55	Simon SHERRY	Morgan Plus 8	6	1:55.21	2 16.81	68.35
20	52	Tom DAILEY	Morgan plus 8	6	1:56.77	4 18.37	67.43
21	17	Richard THORNE	Morgan 4/4	6	1:59.30	5 20.90	66.00
22	70	Alan HOUSE	Morgan plus 4	5	2:08.27	5 29.87	61.39
23	31	John BEVAN	Morgan Roadster	5	2:08.42	5 30.02	61.32

#### Not-Seen

15	John MILBANK	Morgan 4/4
56	Steven MCDONALD	Morgan Plus 8
63	Chris BAILEY	Morgan plus 4

CAR 26 - PLEASE FIT WORKING TRANSPONDER

Start Time : 10:34

Cadwell Park

23 Jul 17 10:51

Clerk of Course:

Andrew Tongue

Time Issued:

10:55

Chief Timekeeper:

THESE RESULTS ARE PROVISIONAL UNTIL THE CONCLUSION OF ANY JUDICIAL AND TECHNICAL MATTERS

Timing by HS Sports Ltd - Results and Lap Times at [www.theresultslive.co.uk/vintage-sports-car-club](http://www.theresultslive.co.uk/vintage-sports-car-club)

# AR MOTORSPORT MORGAN CHALLENGE

## LAP TIMES - PRACTICE SESSION 4

<b>1</b>	<b>Elliot PATERSON</b>										
	<b>Lap</b>	<b>1</b>	<b>2</b>	<b>3</b>	<b>4</b>	<b>5</b>	<b>6</b>	<b>7</b>	<b>8</b>	<b>9</b>	<b>10</b>
	1	1:51.62	1:39.84	1:39.87	1:38.40	1:47.50	2:44.07				
<b>17</b>	<b>Richard THORNE</b>										
	<b>Lap</b>	<b>1</b>	<b>2</b>	<b>3</b>	<b>4</b>	<b>5</b>	<b>6</b>	<b>7</b>	<b>8</b>	<b>9</b>	<b>10</b>
	1	2:21.42	2:05.78	2:00.54	2:01.16	1:59.30	2:01.53				
<b>21</b>	<b>Craig HAMILTON SMITH</b>										
	<b>Lap</b>	<b>1</b>	<b>2</b>	<b>3</b>	<b>4</b>	<b>5</b>	<b>6</b>	<b>7</b>	<b>8</b>	<b>9</b>	<b>10</b>
	1	2:09.74	1:54.07	1:50.74	1:49.49	1:47.43	1:49.36				
<b>22</b>	<b>James SUMNER</b>										
	<b>Lap</b>	<b>1</b>	<b>2</b>	<b>3</b>	<b>4</b>	<b>5</b>	<b>6</b>	<b>7</b>	<b>8</b>	<b>9</b>	<b>10</b>
	1	2:08.42	1:59.08	1:53.92	1:57.93	1:57.63	1:59.34				
<b>26</b>	<b>Greg PARNELL</b>										
	<b>Lap</b>	<b>1</b>	<b>2</b>	<b>3</b>	<b>4</b>	<b>5</b>	<b>6</b>	<b>7</b>	<b>8</b>	<b>9</b>	<b>10</b>
	1	1:51.73	1:50.69	1:51.20	1:49.81	1:48.21					
<b>31</b>	<b>John BEVAN</b>										
	<b>Lap</b>	<b>1</b>	<b>2</b>	<b>3</b>	<b>4</b>	<b>5</b>	<b>6</b>	<b>7</b>	<b>8</b>	<b>9</b>	<b>10</b>
	1	2:25.61	2:15.72	2:09.16	2:11.19	2:08.42					
<b>34</b>	<b>Peter SARGENT</b>										
	<b>Lap</b>	<b>1</b>	<b>2</b>	<b>3</b>	<b>4</b>	<b>5</b>	<b>6</b>	<b>7</b>	<b>8</b>	<b>9</b>	<b>10</b>
	1	2:05.56	1:54.07	1:54.96	1:53.01	1:51.63	1:53.30				
<b>35</b>	<b>Chris SPRINGALL</b>										
	<b>Lap</b>	<b>1</b>	<b>2</b>	<b>3</b>	<b>4</b>	<b>5</b>	<b>6</b>	<b>7</b>	<b>8</b>	<b>9</b>	<b>10</b>
	1	2:06.36	1:54.86	1:59.83	1:56.53	1:55.73	1:58.89				
<b>42</b>	<b>Peter COLE</b>										
	<b>Lap</b>	<b>1</b>	<b>2</b>	<b>3</b>	<b>4</b>	<b>5</b>	<b>6</b>	<b>7</b>	<b>8</b>	<b>9</b>	<b>10</b>
	1	2:08.92	1:58.93	1:59.36	1:56.02	1:55.39	1:53.56				
<b>45</b>	<b>Tim PARSONS</b>										
	<b>Lap</b>	<b>1</b>	<b>2</b>	<b>3</b>	<b>4</b>	<b>5</b>	<b>6</b>	<b>7</b>	<b>8</b>	<b>9</b>	<b>10</b>
	1	2:08.60	1:55.45	1:50.72	1:49.10	1:50.30	1:48.70				
<b>46</b>	<b>Phill THOMAS</b>										
	<b>Lap</b>	<b>1</b>	<b>2</b>	<b>3</b>	<b>4</b>	<b>5</b>	<b>6</b>	<b>7</b>	<b>8</b>	<b>9</b>	<b>10</b>
	1	1:58.88	1:52.50	1:50.77	1:50.05	1:50.88	1:48.68				
<b>51</b>	<b>Paul BRYAN</b>										
	<b>Lap</b>	<b>1</b>	<b>2</b>	<b>3</b>	<b>4</b>	<b>5</b>	<b>6</b>	<b>7</b>	<b>8</b>	<b>9</b>	<b>10</b>
	1	2:14.69	2:01.91	2:01.82	2:01.15	1:55.03	1:53.73				
<b>52</b>	<b>Tom DAILEY</b>										
	<b>Lap</b>	<b>1</b>	<b>2</b>	<b>3</b>	<b>4</b>	<b>5</b>	<b>6</b>	<b>7</b>	<b>8</b>	<b>9</b>	<b>10</b>
	1	2:09.97	2:00.88	1:58.12	1:56.77	1:57.60	1:57.72				

<b>54</b>	<b>Philip ST CLAIR TISDALL</b>									
<b>Lap</b>	<b>1</b>	<b>2</b>	<b>3</b>	<b>4</b>	<b>5</b>	<b>6</b>	<b>7</b>	<b>8</b>	<b>9</b>	<b>10</b>
1	1:58.53	1:51.00	1:50.09	1:50.27	1:49.42	1:48.86				
<b>55</b>	<b>Simon SHERRY</b>									
<b>Lap</b>	<b>1</b>	<b>2</b>	<b>3</b>	<b>4</b>	<b>5</b>	<b>6</b>	<b>7</b>	<b>8</b>	<b>9</b>	<b>10</b>
1	2:11.87	1:55.21	1:55.94	1:58.54	1:57.43	1:56.39				
<b>66</b>	<b>Andrew THOMPSON</b>									
<b>Lap</b>	<b>1</b>	<b>2</b>	<b>3</b>	<b>4</b>	<b>5</b>	<b>6</b>	<b>7</b>	<b>8</b>	<b>9</b>	<b>10</b>
1	1:53.95	1:43.11	1:44.76	1:42.71	1:43.36	1:41.26	1:48.86			
<b>67</b>	<b>Dominic HOUSE</b>									
<b>Lap</b>	<b>1</b>	<b>2</b>	<b>3</b>	<b>4</b>	<b>5</b>	<b>6</b>	<b>7</b>	<b>8</b>	<b>9</b>	<b>10</b>
1	1:50.73	1:45.30	1:46.89	1:46.42	1:45.24	1:43.75	1:47.80			
<b>69</b>	<b>Tony HIRST</b>									
<b>Lap</b>	<b>1</b>	<b>2</b>	<b>3</b>	<b>4</b>	<b>5</b>	<b>6</b>	<b>7</b>	<b>8</b>	<b>9</b>	<b>10</b>
1	2:09.06	1:50.81	1:46.68	1:44.77	1:51.16					
<b>70</b>	<b>Alan HOUSE</b>									
<b>Lap</b>	<b>1</b>	<b>2</b>	<b>3</b>	<b>4</b>	<b>5</b>	<b>6</b>	<b>7</b>	<b>8</b>	<b>9</b>	<b>10</b>
1	2:23.20	2:14.28	2:12.92	2:10.46	2:08.27					
<b>71</b>	<b>Kelvin LAIDLAW</b>									
<b>Lap</b>	<b>1</b>	<b>2</b>	<b>3</b>	<b>4</b>	<b>5</b>	<b>6</b>	<b>7</b>	<b>8</b>	<b>9</b>	<b>10</b>
1	2:01.47	1:55.71	1:52.94	1:53.38	1:54.30	1:52.31				
<b>72</b>	<b>Russell PATERSON</b>									
<b>Lap</b>	<b>1</b>	<b>2</b>	<b>3</b>	<b>4</b>	<b>5</b>	<b>6</b>	<b>7</b>	<b>8</b>	<b>9</b>	<b>10</b>
1	1:49.13	1:40.85	1:40.48	1:39.35	1:40.43	1:45.40	1:42.41			
<b>87</b>	<b>Tony LEES</b>									
<b>Lap</b>	<b>1</b>	<b>2</b>	<b>3</b>	<b>4</b>	<b>5</b>	<b>6</b>	<b>7</b>	<b>8</b>	<b>9</b>	<b>10</b>
1	1:56.15	1:46.84	1:54.11	6:42.10						
<b>171</b>	<b>Alex LAIDLAW</b>									
<b>Lap</b>	<b>1</b>	<b>2</b>	<b>3</b>	<b>4</b>	<b>5</b>	<b>6</b>	<b>7</b>	<b>8</b>	<b>9</b>	<b>10</b>
1	2:00.50	1:54.33	1:54.99	1:55.75	1:48.81	1:53.09				



# The Vintage Sports-Car Club

## VINTAGE RACING CARS

### PROVISIONAL RESULT - PRACTICE SESSION 5

PI	No	CI Name	Car	Laps	Time on Lap	Behind	MPH
1	10	Justin MAEERS	GN Parker	5	1:52.77	3	69.83
2	194	Charles GILLET	Frazer Nash Super Sports	4	1:54.48	3 01.71	68.78
3	6	Tom WALKER	Amilcar Hispano Special	5	1:57.60	5 04.83	66.96
4	18	Dougal CAWLEY	GN/Ford Piglet	5	1:57.82	3 05.05	66.83
5	17	Chris HUDSON	Bugatti T35B	5	2:00.72	3 07.95	65.23
6	34	Tom WATERFIELD	GN Special	4	2:01.97	3 09.20	64.56
7	44	Hughie WALKER	Frazer Nash Martyr Spl	2	2:03.80	2 11.03	63.60
8	59	Xavier KINGSLAND	Staride Mk3	5	2:04.02	4 11.25	63.49
9	27	Mark WALKER	GN Thunderbug	5	2:09.75	5 16.98	60.69
10	47	Nick HAYWARD-COOK	Riley 9 Monoposto	4	2:10.50	4 17.73	60.34
11	42	Bruce STOPS	Bugatti T35/44	4	2:13.34	4 20.57	59.05
12	54	Steven PRYKE	Frazer Nash Slug	4	2:16.27	3 23.50	57.78
13	26	Steven SMITH	Hotchkiss AM80	4	2:18.50	3 25.73	56.85
14	69	Angus FROST	Morgan Super Aero	4	2:20.30	2 27.53	56.12

Start Time : 10:53

Cadwell Park

23 Jul 17 11:08

Clerk of Course:

Andy Green

Time Issued:

11:10

Chief Timekeeper:

THESE RESULTS ARE PROVISIONAL UNTIL THE CONCLUSION OF ANY JUDICIAL AND TECHNICAL MATTERS

Timing by HS Sports Ltd - Results and Lap Times at [www.theresultslive.co.uk/vintage-sports-car-club](http://www.theresultslive.co.uk/vintage-sports-car-club)

# VINTAGE RACING CARS

## LAP TIMES - PRACTICE SESSION 5

<b>6</b>	<b>Tom WALKER</b>										
	<b>Lap</b>	<b>1</b>	<b>2</b>	<b>3</b>	<b>4</b>	<b>5</b>	<b>6</b>	<b>7</b>	<b>8</b>	<b>9</b>	<b>10</b>
	1	2:23.93	2:16.03	2:01.28	1:59.50	1:57.60					
<b>10</b>	<b>Justin MAEERS</b>										
	<b>Lap</b>	<b>1</b>	<b>2</b>	<b>3</b>	<b>4</b>	<b>5</b>	<b>6</b>	<b>7</b>	<b>8</b>	<b>9</b>	<b>10</b>
	1	2:02.67	1:55.09	1:52.77	1:55.23	1:56.06					
<b>17</b>	<b>Chris HUDSON</b>										
	<b>Lap</b>	<b>1</b>	<b>2</b>	<b>3</b>	<b>4</b>	<b>5</b>	<b>6</b>	<b>7</b>	<b>8</b>	<b>9</b>	<b>10</b>
	1	2:06.65	2:03.19	2:00.72	2:16.98	2:14.95					
<b>18</b>	<b>Dougal CAWLEY</b>										
	<b>Lap</b>	<b>1</b>	<b>2</b>	<b>3</b>	<b>4</b>	<b>5</b>	<b>6</b>	<b>7</b>	<b>8</b>	<b>9</b>	<b>10</b>
	1	2:02.38	1:58.92	1:57.82	1:58.69	2:01.13					
<b>26</b>	<b>Steven SMITH</b>										
	<b>Lap</b>	<b>1</b>	<b>2</b>	<b>3</b>	<b>4</b>	<b>5</b>	<b>6</b>	<b>7</b>	<b>8</b>	<b>9</b>	<b>10</b>
	1	2:24.44	2:21.78	2:18.50	2:19.02						
<b>27</b>	<b>Mark WALKER</b>										
	<b>Lap</b>	<b>1</b>	<b>2</b>	<b>3</b>	<b>4</b>	<b>5</b>	<b>6</b>	<b>7</b>	<b>8</b>	<b>9</b>	<b>10</b>
	1	2:13.28	2:10.18	2:18.96	2:11.25	2:09.75					
<b>34</b>	<b>Tom WATERFIELD</b>										
	<b>Lap</b>	<b>1</b>	<b>2</b>	<b>3</b>	<b>4</b>	<b>5</b>	<b>6</b>	<b>7</b>	<b>8</b>	<b>9</b>	<b>10</b>
	1	2:05.78	2:05.42	2:01.97	2:02.57						
<b>42</b>	<b>Bruce STOPS</b>										
	<b>Lap</b>	<b>1</b>	<b>2</b>	<b>3</b>	<b>4</b>	<b>5</b>	<b>6</b>	<b>7</b>	<b>8</b>	<b>9</b>	<b>10</b>
	1	2:25.55	2:17.31	2:15.50	2:13.34						
<b>44</b>	<b>Hughie WALKER</b>										
	<b>Lap</b>	<b>1</b>	<b>2</b>	<b>3</b>	<b>4</b>	<b>5</b>	<b>6</b>	<b>7</b>	<b>8</b>	<b>9</b>	<b>10</b>
	1	2:07.75	2:03.80								
<b>47</b>	<b>Nick HAYWARD-COOK</b>										
	<b>Lap</b>	<b>1</b>	<b>2</b>	<b>3</b>	<b>4</b>	<b>5</b>	<b>6</b>	<b>7</b>	<b>8</b>	<b>9</b>	<b>10</b>
	1	2:23.13	2:16.69	2:18.21	2:10.50						
<b>54</b>	<b>Steven PRYKE</b>										
	<b>Lap</b>	<b>1</b>	<b>2</b>	<b>3</b>	<b>4</b>	<b>5</b>	<b>6</b>	<b>7</b>	<b>8</b>	<b>9</b>	<b>10</b>
	1	2:18.82	2:16.89	2:16.27	2:33.94						
<b>59</b>	<b>Xavier KINGSLAND</b>										
	<b>Lap</b>	<b>1</b>	<b>2</b>	<b>3</b>	<b>4</b>	<b>5</b>	<b>6</b>	<b>7</b>	<b>8</b>	<b>9</b>	<b>10</b>
	1	2:14.60	2:05.61	2:05.98	2:04.02	2:04.68					
<b>69</b>	<b>Angus FROST</b>										
	<b>Lap</b>	<b>1</b>	<b>2</b>	<b>3</b>	<b>4</b>	<b>5</b>	<b>6</b>	<b>7</b>	<b>8</b>	<b>9</b>	<b>10</b>
	1	2:25.09	2:20.30	2:22.06	2:22.96						

---

**194 Charles GILLETT**

<b>Lap</b>	<b>1</b>	<b>2</b>	<b>3</b>	<b>4</b>	<b>5</b>	<b>6</b>	<b>7</b>	<b>8</b>	<b>9</b>	<b>10</b>
1	2:01.01	1:55.02	1:54.48	1:54.55						





# The Vintage Sports-Car Club

## MMM REGISTER CARS

### PROVISIONAL RESULT - PRACTICE SESSION 6

PI	No	CI	Name	Car	Laps	Time on Lap	Behind	MPH
1	28		Mike PAINTER	MG Kayne	5	1:59.60	3	65.84
2	31		Harry PAINTER	MG PA	5	2:00.05	3 00.45	65.59
3	46		Charles JONES	MG L Magna	5	2:05.97	4 06.37	62.51
4	52		Nick HAYWARD-COOK	Austin 7 Monoposto	4	2:12.15	4 12.55	59.59
5	75		Roger TUSHINGHAM	MG N Type Special	4	2:14.14	3 14.54	58.70
6	43		John GILLET	MG K3	4	2:14.41	4 14.81	58.58
7	45		Mark ELDER	Austin Sports Special	4	2:14.60	3 15.00	58.50
8	58		Mark DOLTON	MG PB	4	2:16.91	2 17.31	57.51
9	38		Nicholas POWELL	Austin/MG LA Special	4	2:19.06	4 19.46	56.63
10	4		John SKEAVINGTON	Austin Ulster Replica	4	2:19.85	2 20.25	56.31
11	87		Matt SHEPHERD	Austin 7	4	2:20.99	4 21.39	55.85
12	85		Andrew MORLAND	MG LI 4 Seater	4	2:22.79	4 23.19	55.15
13	110		Christopher SMITH	MG NB	4	2:23.57	4 23.97	54.85
14	101		Robert MOORE	Austin 7	4	2:25.52	4 25.92	54.11
15	193		John SEBER	MG PB	4	2:26.05	4 26.45	53.91
16	111		Mike DAVIES-COLLEY	MG PA	4	2:32.98	2 33.38	51.47
17	89		Chris CADMAN	MG Monthery Midget	4	2:35.10	2 35.50	50.77
18	106		Christopher EDMONDSON	MG C Type	4	2:35.52	3 35.92	50.63
19	59		Andy KING	MG PB Cream Cracker	4	2:38.13	4 38.53	49.80
20	96		Philip PARKINSON	Austin AD Tourer	4	2:40.69	4 41.09	49.00
21	71		Anne BOURSOT	MG PA 2Str	3	2:57.10	3 57.50	44.46
<b>Not-Seen</b>								
	104		Jane METCALFE	MG Mquette				
	57		Barry FOSTER	MG Monthery				
	65		David COOKSEY	MG Monthery				
	66		Duncan POTTER	MG Monthery Midget				

Start Time : 11:11

Cadwell Park

23 Jul 17 11:25

Clerk of Course:

Andrew Tongue

Time Issued:

11:29

Chief Timekeeper:

THESE RESULTS ARE PROVISIONAL UNTIL THE CONCLUSION OF ANY JUDICIAL AND TECHNICAL MATTERS

Timing by HS Sports Ltd - Results and Lap Times at [www.theresultslive.co.uk/vintage-sports-car-club](http://www.theresultslive.co.uk/vintage-sports-car-club)

# MMM REGISTER CARS

## LAP TIMES - PRACTICE SESSION 6

<b>4</b>	<b>John SKEAVINGTON</b>										
	<b>Lap</b>	<b>1</b>	<b>2</b>	<b>3</b>	<b>4</b>	<b>5</b>	<b>6</b>	<b>7</b>	<b>8</b>	<b>9</b>	<b>10</b>
	1	2:55.75	2:19.85	2:20.35	2:20.34						
<b>28</b>	<b>Mike PAINTER</b>										
	<b>Lap</b>	<b>1</b>	<b>2</b>	<b>3</b>	<b>4</b>	<b>5</b>	<b>6</b>	<b>7</b>	<b>8</b>	<b>9</b>	<b>10</b>
	1	2:25.86	2:00.11	1:59.60	2:04.44	2:00.00					
<b>31</b>	<b>Harry PAINTER</b>										
	<b>Lap</b>	<b>1</b>	<b>2</b>	<b>3</b>	<b>4</b>	<b>5</b>	<b>6</b>	<b>7</b>	<b>8</b>	<b>9</b>	<b>10</b>
	1	2:16.71	2:01.05	2:00.05	2:00.36	2:08.23					
<b>38</b>	<b>Nicholas POWELL</b>										
	<b>Lap</b>	<b>1</b>	<b>2</b>	<b>3</b>	<b>4</b>	<b>5</b>	<b>6</b>	<b>7</b>	<b>8</b>	<b>9</b>	<b>10</b>
	1	2:54.14	2:24.53	2:21.16	2:19.06						
<b>43</b>	<b>John GILLETT</b>										
	<b>Lap</b>	<b>1</b>	<b>2</b>	<b>3</b>	<b>4</b>	<b>5</b>	<b>6</b>	<b>7</b>	<b>8</b>	<b>9</b>	<b>10</b>
	1	2:32.62	2:21.96	2:19.84	2:14.41						
<b>45</b>	<b>Mark ELDER</b>										
	<b>Lap</b>	<b>1</b>	<b>2</b>	<b>3</b>	<b>4</b>	<b>5</b>	<b>6</b>	<b>7</b>	<b>8</b>	<b>9</b>	<b>10</b>
	1	2:54.84	2:19.85	2:14.60	2:19.35						
<b>46</b>	<b>Charles JONES</b>										
	<b>Lap</b>	<b>1</b>	<b>2</b>	<b>3</b>	<b>4</b>	<b>5</b>	<b>6</b>	<b>7</b>	<b>8</b>	<b>9</b>	<b>10</b>
	1	2:09.81	2:06.89	2:07.42	2:05.97	2:13.92					
<b>52</b>	<b>Nick HAYWARD-COOK</b>										
	<b>Lap</b>	<b>1</b>	<b>2</b>	<b>3</b>	<b>4</b>	<b>5</b>	<b>6</b>	<b>7</b>	<b>8</b>	<b>9</b>	<b>10</b>
	1	2:38.46	2:23.37	2:22.55	2:12.15						
<b>58</b>	<b>Mark DOLTON</b>										
	<b>Lap</b>	<b>1</b>	<b>2</b>	<b>3</b>	<b>4</b>	<b>5</b>	<b>6</b>	<b>7</b>	<b>8</b>	<b>9</b>	<b>10</b>
	1	2:25.26	2:16.91	2:18.55	2:22.82						
<b>59</b>	<b>Andy KING</b>										
	<b>Lap</b>	<b>1</b>	<b>2</b>	<b>3</b>	<b>4</b>	<b>5</b>	<b>6</b>	<b>7</b>	<b>8</b>	<b>9</b>	<b>10</b>
	1	2:45.81	2:44.70	2:40.64	2:38.13						
<b>71</b>	<b>Anne BOURSOT</b>										
	<b>Lap</b>	<b>1</b>	<b>2</b>	<b>3</b>	<b>4</b>	<b>5</b>	<b>6</b>	<b>7</b>	<b>8</b>	<b>9</b>	<b>10</b>
	1	3:09.12	3:02.78	2:57.10							
<b>75</b>	<b>Roger TUSHINGHAM</b>										
	<b>Lap</b>	<b>1</b>	<b>2</b>	<b>3</b>	<b>4</b>	<b>5</b>	<b>6</b>	<b>7</b>	<b>8</b>	<b>9</b>	<b>10</b>
	1	2:34.78	2:14.38	2:14.14	2:15.78						
<b>85</b>	<b>Andrew MORLAND</b>										
	<b>Lap</b>	<b>1</b>	<b>2</b>	<b>3</b>	<b>4</b>	<b>5</b>	<b>6</b>	<b>7</b>	<b>8</b>	<b>9</b>	<b>10</b>
	1	2:33.15	2:28.23	2:26.44	2:22.79						

<b>87</b>	<b>Matt SHEPHERD</b>									
<b>Lap</b>	<b>1</b>	<b>2</b>	<b>3</b>	<b>4</b>	<b>5</b>	<b>6</b>	<b>7</b>	<b>8</b>	<b>9</b>	<b>10</b>
1	2:33.58	2:23.90	2:22.33	2:20.99						
<b>89</b>	<b>Chris CADMAN</b>									
<b>Lap</b>	<b>1</b>	<b>2</b>	<b>3</b>	<b>4</b>	<b>5</b>	<b>6</b>	<b>7</b>	<b>8</b>	<b>9</b>	<b>10</b>
1	2:40.71	2:35.10	2:37.35	2:35.91						
<b>96</b>	<b>Philip PARKINSON</b>									
<b>Lap</b>	<b>1</b>	<b>2</b>	<b>3</b>	<b>4</b>	<b>5</b>	<b>6</b>	<b>7</b>	<b>8</b>	<b>9</b>	<b>10</b>
1	2:59.88	2:41.12	2:41.71	2:40.69						
<b>101</b>	<b>Robert MOORE</b>									
<b>Lap</b>	<b>1</b>	<b>2</b>	<b>3</b>	<b>4</b>	<b>5</b>	<b>6</b>	<b>7</b>	<b>8</b>	<b>9</b>	<b>10</b>
1	2:37.88	2:27.79	2:26.74	2:25.52						
<b>106</b>	<b>Christopher EDMONDSON</b>									
<b>Lap</b>	<b>1</b>	<b>2</b>	<b>3</b>	<b>4</b>	<b>5</b>	<b>6</b>	<b>7</b>	<b>8</b>	<b>9</b>	<b>10</b>
1	2:47.64	2:38.64	2:35.52	2:37.50						
<b>110</b>	<b>Christopher SMITH</b>									
<b>Lap</b>	<b>1</b>	<b>2</b>	<b>3</b>	<b>4</b>	<b>5</b>	<b>6</b>	<b>7</b>	<b>8</b>	<b>9</b>	<b>10</b>
1	2:34.94	2:25.49	2:26.06	2:23.57						
<b>111</b>	<b>Mike DAVIES-COLLEY</b>									
<b>Lap</b>	<b>1</b>	<b>2</b>	<b>3</b>	<b>4</b>	<b>5</b>	<b>6</b>	<b>7</b>	<b>8</b>	<b>9</b>	<b>10</b>
1	2:42.43	2:32.98	2:35.07	2:39.18						
<b>193</b>	<b>John SEBER</b>									
<b>Lap</b>	<b>1</b>	<b>2</b>	<b>3</b>	<b>4</b>	<b>5</b>	<b>6</b>	<b>7</b>	<b>8</b>	<b>9</b>	<b>10</b>
1	2:57.29	2:32.46	2:30.38	2:26.05						



# The Vintage Sports-Car Club

## SPECIAL PRE-WAR SPORTS CARS

### PROVISIONAL RESULT - PRACTICE SESSION 7

PI	No	CI	Name	Car	Laps	Time on Lap	Behind	MPH
1	33		Michael JAMES	Riley 12/4 Tt Sprite Rep	5	1:59.86	2	65.70
2	32		Richard ILIFFE	Riley Elf	4	2:01.29	4 01.43	64.92
3	98		David SEBER	Wolseley Hornet Special	5	2:02.33	2 02.47	64.37
4	25		Mark GILLIES	Aston Martin Speed Model	4	2:04.69	4 04.83	63.15
5	50		Jeffrey EDWARDS	Alvis Sports Special	4	2:13.52	4 13.66	58.97
6	48		Christopher BATTY	Frazer Nash Super Sports	4	2:14.24	4 14.38	58.66
7	60		Colin WOLSTENHOLME	Riley Racing Mph	4	2:15.21	3 15.35	58.24
8	95		George ALLEN-ELBOURN	Riley 12/4	4	2:16.06	3 16.20	57.87
9	61		Dennis BINGHAM	Riley Falcon Special	4	2:17.09	3 17.23	57.44
10	67		Michael NEW	Riley 12/4	4	2:18.17	3 18.31	56.99
11	79		David JOHNSON	Frazer Nash Super Sports	4	2:18.86	3 19.00	56.71
12	116		Geoff TOMS	Fiat 508S	3	2:19.42	3 19.56	56.48
13	92		Stephen RIDDINGTON	Riley TT Sprite Replica	4	2:21.36	3 21.50	55.70
14	55		Glenn BURNAGE	Riley 12/4	4	2:25.91	3 26.05	53.97
15	74		David MORLEY	Riley Special	4	2:26.59	2 26.73	53.72
16	82		Roland WOODTLI	Riley 15/6 Special	4	2:32.15	3 32.29	51.75
17	97		Philip PARKINSON	Frazer Nash Super Sports	4	2:34.92	4 35.06	50.83
18	70		Yushan NG	Frazer Nash Ganger Hartl	4	2:37.19	4 37.33	50.09
19	112		Ian FYFE	Alvis 12/70 Special	4	2:39.44	4 39.58	49.39
20	113		David SPENCE	Austin 7 Special	4	2:40.37	4 40.51	49.10
21	90		Brian WALTON	Riley Sports	3	3:19.54	2 01:19.68	39.46

#### Not-Seen

109	John KAVANAGH	Frazer Nash Super Sports
29	Tim RIDES	Riley The Jones Riley
53	Alexander HEWITSON	Riley 12/4 Special

Start Time : 11:28

Cadwell Park

23 Jul 17 11:43

Clerk of Course:

Andrew Tongue

Time Issued:

11:44

Chief Timekeeper:

THESE RESULTS ARE PROVISIONAL UNTIL THE CONCLUSION OF ANY JUDICIAL AND TECHNICAL MATTERS

Timing by HS Sports Ltd - Results and Lap Times at [www.theresultslive.co.uk/vintage-sports-car-club](http://www.theresultslive.co.uk/vintage-sports-car-club)

# SPECIAL PRE-WAR SPORTS CARS

## LAP TIMES - PRACTICE SESSION 7

---

**25 Mark GILLIES**

Lap	1	2	3	4	5	6	7	8	9	10
1	2:20.00	2:08.87	2:04.88	2:04.69						

---

**32 Richard ILIFFE**

Lap	1	2	3	4	5	6	7	8	9	10
1	2:24.38	2:06.44	2:02.77	2:01.29						

---

**33 Michael JAMES**

Lap	1	2	3	4	5	6	7	8	9	10
1	2:03.08	1:59.86	2:03.69	2:05.07	2:03.15					

---

**48 Christopher BATTY**

Lap	1	2	3	4	5	6	7	8	9	10
1	2:47.56	2:19.58	2:14.61	2:14.24						

---

**50 Jeffrey EDWARDS**

Lap	1	2	3	4	5	6	7	8	9	10
1	2:31.79	2:20.50	2:14.30	2:13.52						

---

**55 Glenn BURNAGE**

Lap	1	2	3	4	5	6	7	8	9	10
1	2:46.93	2:26.84	2:25.91	2:26.22						

---

**60 Colin WOLSTENHOLME**

Lap	1	2	3	4	5	6	7	8	9	10
1	2:35.30	2:26.64	2:15.21	2:16.22						

---

**61 Dennis BINGHAM**

Lap	1	2	3	4	5	6	7	8	9	10
1	2:42.49	2:18.94	2:17.09	2:18.05						

---

**67 Michael NEW**

Lap	1	2	3	4	5	6	7	8	9	10
1	2:32.30	2:20.34	2:18.17	2:20.04						

---

**70 Yushan NG**

Lap	1	2	3	4	5	6	7	8	9	10
1	2:59.43	2:46.69	2:49.44	2:37.19						

---

**74 David MORLEY**

Lap	1	2	3	4	5	6	7	8	9	10
1	2:33.84	2:26.59	2:32.54	2:29.38						

---

**79 David JOHNSON**

Lap	1	2	3	4	5	6	7	8	9	10
1	2:31.45	2:18.88	2:18.86	2:20.33						

---

**82 Roland WOODTLI**

Lap	1	2	3	4	5	6	7	8	9	10
1	2:40.39	2:43.66	2:32.15	2:33.98						

<b>90</b>	<b>Brian WALTON</b>										
	<b>Lap</b>	<b>1</b>	<b>2</b>	<b>3</b>	<b>4</b>	<b>5</b>	<b>6</b>	<b>7</b>	<b>8</b>	<b>9</b>	<b>10</b>
	1	3:32.94	3:19.54	3:24.46							
<b>92</b>	<b>Stephen RIDDINGTON</b>										
	<b>Lap</b>	<b>1</b>	<b>2</b>	<b>3</b>	<b>4</b>	<b>5</b>	<b>6</b>	<b>7</b>	<b>8</b>	<b>9</b>	<b>10</b>
	1	2:46.17	2:25.60	2:21.36	2:22.44						
<b>95</b>	<b>George ALLEN-ELBOURN</b>										
	<b>Lap</b>	<b>1</b>	<b>2</b>	<b>3</b>	<b>4</b>	<b>5</b>	<b>6</b>	<b>7</b>	<b>8</b>	<b>9</b>	<b>10</b>
	1	2:38.75	2:22.76	2:16.06	2:19.69						
<b>97</b>	<b>Philip PARKINSON</b>										
	<b>Lap</b>	<b>1</b>	<b>2</b>	<b>3</b>	<b>4</b>	<b>5</b>	<b>6</b>	<b>7</b>	<b>8</b>	<b>9</b>	<b>10</b>
	1	2:42.95	2:36.82	2:35.10	2:34.92						
<b>98</b>	<b>David SEBER</b>										
	<b>Lap</b>	<b>1</b>	<b>2</b>	<b>3</b>	<b>4</b>	<b>5</b>	<b>6</b>	<b>7</b>	<b>8</b>	<b>9</b>	<b>10</b>
	1	2:15.72	2:02.33	2:08.78	2:11.48	2:13.68					
<b>112</b>	<b>Ian FYFE</b>										
	<b>Lap</b>	<b>1</b>	<b>2</b>	<b>3</b>	<b>4</b>	<b>5</b>	<b>6</b>	<b>7</b>	<b>8</b>	<b>9</b>	<b>10</b>
	1	2:56.26	2:44.04	2:41.47	2:39.44						
<b>113</b>	<b>David SPENCE</b>										
	<b>Lap</b>	<b>1</b>	<b>2</b>	<b>3</b>	<b>4</b>	<b>5</b>	<b>6</b>	<b>7</b>	<b>8</b>	<b>9</b>	<b>10</b>
	1	2:47.79	2:42.43	2:41.58	2:40.37						
<b>116</b>	<b>Geoff TOMS</b>										
	<b>Lap</b>	<b>1</b>	<b>2</b>	<b>3</b>	<b>4</b>	<b>5</b>	<b>6</b>	<b>7</b>	<b>8</b>	<b>9</b>	<b>10</b>
	1	2:28.61	2:22.70	2:19.42							



## RACE I – THE GEOGHEGAN TROPHY RACE FOR STANDARD & MODIFIED PRE-WAR SPORTS-CARS (VSCC SET 3)

### RESULT

Pl	No	Cl	Name	Car	Lap	Time	Behind	MPH	Best Lap on	MPH	Handicap	
1	94	B	Edward WILLIAMS	Frazer Nash Super Sports	8	16:43.59		62.77	1:58.83	2	66.27	
2	22	B	Andrew MITCHELL	HRG 1 ½ Litre	8	17:19.87	36.28	60.58	2:01.81	2	64.64	
3	20	B	Sue DARBYSHIRE	Morgan Super Aero	8	17:20.46	36.87	60.54	2:03.77	3	63.62	
4	30	E	Mark BRETT	Ballamy-Ford (LMB) V8 Special	8	17:21.08	37.49	60.51	2:03.96	3	63.52	49.40
5	68	B	Jonathan SHARP	Riley 12/4 TT Sprite	8	17:48.64	1:05.05	58.95	2:06.96	3	62.02	52.96
6	35	B	Jo BLAKENEY-EDWARDS	Frazer Nash Super Sports	8	17:49.98	1:06.39	58.87	2:07.11	3	61.95	53.10
7	117	C	Richard LAKE	Aston Martin 15/98 Speed	8	17:54.04	1:10.45	58.65	2:08.41	3	61.32	46.76
9	43	S	John GILLETT	MG K3	8	18:39.24	1:55.65	56.28	2:13.80	2	58.85	48.84
8	41	E	John GUYATT	Talbot Lago T150C	8	18:37.01	1:53.42	56.40	2:13.06	3	59.18	52.53
10	83	A	Simon EDWARDS	Morgan Aero Supersport	8	18:39.96	1:56.37	56.25	2:13.10	3	59.16	55.16
11	39	D	John POLSON	Talbot AV 105	8	18:41.96	1:58.37	56.15	2:14.86	3	58.39	43.08
12	56	S	Fred BOOTHBY	MG J2	7	17:04.72	1 Lap	53.79	2:18.99	2	56.65	51.79
13	72	E	Freddie SMITH	Delahaye 135S	7	17:10.79	1 Lap	53.47	2:20.23	2	56.15	49.18
14	64	A	Ian STANDING	Riley Brooklands	7	17:11.66	1 Lap	53.43	2:23.46	2	54.89	27.44
15	115	A	Clive TEMPLE	Riley Brooklands	7	17:30.24	1 Lap	52.48	2:24.31	2	54.57	40.07
16	85	S	Andrew MORLAND	MG L1 4 Seater	7	17:41.63	1 Lap	51.92	2:25.93	2	53.96	40.12
17	89	S	Chris CADMAN	MG Montlhery Midget	7	17:41.76	1 Lap	51.91	2:24.81	2	54.38	48.09
18	102	A	David LAMB	Riley Brooklands	7	18:28.62	1 Lap	49.72	2:34.50	2	50.97	27.12
19	77	B	Keith PIPER	Aston Martin International	7	18:30.27	1 Lap	49.65	2:29.82	7	52.56	61.53
20	105	B	Tim WADSWORTH	Lagonda 2 Litre L/C Tourer	7	18:58.26	1 Lap	48.42	2:39.92	7	49.24	18.82*
21	71	A	Anne BOURSOT	MG PA 2Str	6	17:29.90	2 Laps	45.00	2:47.90	6	46.90	42.50

#### NOT CLASSIFIED

40	S	Mark GROVES	Frazer Nash TT Rep	4	10:15.76	DNF	51.15	2:22.53	2	55.25
197	S	George PARKINSON	Frazer Nash Super Sports	3	7:24.32	DNF	53.17	2:20.68	2	55.97

### AWARDS

#### Race Winner, Winner of the Geoghegan Trophy, First Vintage Car & 1<sup>st</sup> Un-supercharged Car | 101-1500cc

1 <sup>st</sup>	194	B	Edward WILLIAMS	Frazer Nash Super Sports
2 <sup>nd</sup>	22	B	Andrew MITCHELL	HRG 1 ½ Litre
3 <sup>rd</sup>	20	B	Sue DARBYSHIRE	Morgan Super Aero

#### Other Capacity Class Winners

83	A	Simon EDWARDS	Morgan Aero Supersport	(1 <sup>st</sup> Un-supercharged Car up to 1100cc)
117	C	Richard LAKE	Aston Martin 15/98 Speed	(1 <sup>st</sup> Un-supercharged Car 1501-2000cc)
39	D	John POLSON	Talbot AV 105	(1 <sup>st</sup> Un-supercharged Car 2001-3000cc & 2 <sup>nd</sup> VSCC 'Standard' Car)
30	E	Mark BRETT	Ballamy-Ford (LMB) V8 Special	(1 <sup>st</sup> Un-supercharged Car over 3000cc & 1 <sup>st</sup> VSCC 'Standard' Car)

#### Other VSCC 'Standard' Cars

3 <sup>rd</sup>	72	E	Freddie SMITH	Delahaye 135S
-----------------	----	---	---------------	---------------

#### First on Handicap

105	B	Tim WADSWORTH	Lagonda 2 Litre L/C Tourer
-----	---	---------------	----------------------------



# RACE GRID

## GEOGHEGAN TROPHY RACE (VSCC SET 3)

### RACE 1

ROW 14					
ROW 13			<b>71</b>	02:57.100 Anne BOURSOT	
ROW 12	<b>105</b>	02:48.750 Tim WADSWORTH	<b>77</b>	02:41.480 Keith PIPER	
ROW 11		<b>89</b>	02:35.100 Chris CADMAN	<b>102</b>	02:33.520 David LAMB
ROW 10	<b>56</b>	02:31.870 Fred BOOTHBY	<b>62</b>	02:27.740 Anthony FENWICK-WILS	
ROW 9		<b>40</b>	02:26.860 Mark GROVES	<b>72</b>	02:25.660 Freddie SMITH
ROW 8	<b>115</b>	02:24.570 Clive TEMPLE	<b>64</b>	02:23.410 Ian STANDING	
ROW 7		<b>39</b>	02:22.950 John POLSON	<b>85</b>	02:22.790 Andrew MORLAND
ROW 6	<b>197</b>	02:20.210 George PARKINSON	<b>41</b>	02:19.830 John GUYATT	
ROW 5		<b>117</b>	02:17.920 Richard LAKE	<b>49</b>	02:16.320 Paul WAINE
ROW 4	<b>83</b>	02:16.290 Simon EDWARDS	<b>43</b>	02:14.410 John GILLETT	
ROW 3		<b>68</b>	02:13.460 Jonathan SHARP	<b>35</b>	02:10.200 Jo BLAKENEY-EDWARD
ROW 2	<b>20</b>	02:09.870 Sue DARBYSHIRE	<b>30</b>	02:08.260 Mark BRETT	
ROW 1		<b>22</b>	02:07.590 Andrew MITCHELL	<b>94</b>	02:04.700 Edward WILLIAMS

Grid Used: Yellow Markings

POLE



# GEOGHEGAN TROPHY RACE (VSCC SET 3)

## LAP TIMES - RACE 1

<b>20</b>	<b>Sue DARBYSHIRE</b>									
<b>Lap</b>	<b>1</b>	<b>2</b>	<b>3</b>	<b>4</b>	<b>5</b>	<b>6</b>	<b>7</b>	<b>8</b>	<b>9</b>	<b>10</b>
1	2:13.55	2:13.72	2:03.77	2:10.53	2:09.41	2:09.92	2:07.48	2:08.18		
<b>22</b>	<b>Andrew MITCHELL</b>									
<b>Lap</b>	<b>1</b>	<b>2</b>	<b>3</b>	<b>4</b>	<b>5</b>	<b>6</b>	<b>7</b>	<b>8</b>	<b>9</b>	<b>10</b>
1	2:05.24	2:01.81	2:03.40	2:14.51	2:18.01	2:18.14	2:08.05	2:08.42		
<b>30</b>	<b>Mark BRETT</b>									
<b>Lap</b>	<b>1</b>	<b>2</b>	<b>3</b>	<b>4</b>	<b>5</b>	<b>6</b>	<b>7</b>	<b>8</b>	<b>9</b>	<b>10</b>
1	2:07.14	2:04.08	2:03.96	2:16.73	2:19.21	2:10.03	2:09.09	2:07.94		
<b>35</b>	<b>Jo BLAKENEY-EDWARDS</b>									
<b>Lap</b>	<b>1</b>	<b>2</b>	<b>3</b>	<b>4</b>	<b>5</b>	<b>6</b>	<b>7</b>	<b>8</b>	<b>9</b>	<b>10</b>
1	2:14.76	2:13.56	2:07.11	2:15.07	2:17.92	2:14.89	2:12.34	2:10.50		
<b>39</b>	<b>John POLSON</b>									
<b>Lap</b>	<b>1</b>	<b>2</b>	<b>3</b>	<b>4</b>	<b>5</b>	<b>6</b>	<b>7</b>	<b>8</b>	<b>9</b>	<b>10</b>
1	2:22.08	2:15.36	2:14.86	2:20.52	2:22.06	2:19.71	2:20.17	2:20.57		
<b>40</b>	<b>Mark GROVES</b>									
<b>Lap</b>	<b>1</b>	<b>2</b>	<b>3</b>	<b>4</b>	<b>5</b>	<b>6</b>	<b>7</b>	<b>8</b>	<b>9</b>	<b>10</b>
1	2:29.70	2:22.53	2:39.30	2:35.40						
<b>41</b>	<b>John GUYATT</b>									
<b>Lap</b>	<b>1</b>	<b>2</b>	<b>3</b>	<b>4</b>	<b>5</b>	<b>6</b>	<b>7</b>	<b>8</b>	<b>9</b>	<b>10</b>
1	2:17.02	2:13.23	2:13.06	2:21.67	2:24.29	2:22.15	2:20.32	2:19.68		
<b>43</b>	<b>John GILLETT</b>									
<b>Lap</b>	<b>1</b>	<b>2</b>	<b>3</b>	<b>4</b>	<b>5</b>	<b>6</b>	<b>7</b>	<b>8</b>	<b>9</b>	<b>10</b>
1	2:12.78	2:13.80	2:17.45	2:25.01	2:23.19	2:21.34	2:20.63	2:20.74		
<b>56</b>	<b>Fred BOOTHBY</b>									
<b>Lap</b>	<b>1</b>	<b>2</b>	<b>3</b>	<b>4</b>	<b>5</b>	<b>6</b>	<b>7</b>	<b>8</b>	<b>9</b>	<b>10</b>
1	2:28.04	2:18.99	2:30.44	2:27.53	2:24.28	2:24.14	2:22.99			
<b>64</b>	<b>Ian STANDING</b>									
<b>Lap</b>	<b>1</b>	<b>2</b>	<b>3</b>	<b>4</b>	<b>5</b>	<b>6</b>	<b>7</b>	<b>8</b>	<b>9</b>	<b>10</b>
1	2:29.44	2:23.46	2:28.78	2:24.86	2:24.15	2:28.78	2:24.41			
<b>68</b>	<b>Jonathan SHARP</b>									
<b>Lap</b>	<b>1</b>	<b>2</b>	<b>3</b>	<b>4</b>	<b>5</b>	<b>6</b>	<b>7</b>	<b>8</b>	<b>9</b>	<b>10</b>
1	2:15.88	2:13.14	2:06.96	2:13.65	2:15.38	2:12.78	2:13.43	2:13.21		
<b>71</b>	<b>Anne BOURSOT</b>									
<b>Lap</b>	<b>1</b>	<b>2</b>	<b>3</b>	<b>4</b>	<b>5</b>	<b>6</b>	<b>7</b>	<b>8</b>	<b>9</b>	<b>10</b>
1	2:56.55	2:54.77	2:57.13	2:53.99	2:48.27	2:47.90				
<b>72</b>	<b>Freddie SMITH</b>									
<b>Lap</b>	<b>1</b>	<b>2</b>	<b>3</b>	<b>4</b>	<b>5</b>	<b>6</b>	<b>7</b>	<b>8</b>	<b>9</b>	<b>10</b>
1	2:26.49	2:20.23	2:20.63	2:35.90	2:25.80	2:29.25	2:24.49			

<b>77</b>	<b>Keith PIPER</b>									
<b>Lap</b>	<b>1</b>	<b>2</b>	<b>3</b>	<b>4</b>	<b>5</b>	<b>6</b>	<b>7</b>	<b>8</b>	<b>9</b>	<b>10</b>
1	2:41.46	2:39.63	2:35.21	2:41.31	2:37.83	2:34.51	2:29.82			
<b>83</b>	<b>Simon EDWARDS</b>									
<b>Lap</b>	<b>1</b>	<b>2</b>	<b>3</b>	<b>4</b>	<b>5</b>	<b>6</b>	<b>7</b>	<b>8</b>	<b>9</b>	<b>10</b>
1	2:19.27	2:13.91	2:13.10	2:22.24	2:23.05	2:21.31	2:20.53	2:20.60		
<b>85</b>	<b>Andrew MORLAND</b>									
<b>Lap</b>	<b>1</b>	<b>2</b>	<b>3</b>	<b>4</b>	<b>5</b>	<b>6</b>	<b>7</b>	<b>8</b>	<b>9</b>	<b>10</b>
1	2:27.56	2:25.93	2:42.22	2:32.32	2:30.20	2:28.48	2:28.49			
<b>89</b>	<b>Chris CADMAN</b>									
<b>Lap</b>	<b>1</b>	<b>2</b>	<b>3</b>	<b>4</b>	<b>5</b>	<b>6</b>	<b>7</b>	<b>8</b>	<b>9</b>	<b>10</b>
1	2:31.44	2:24.81	2:31.05	2:31.63	2:32.42	2:29.27	2:31.05			
<b>94</b>	<b>Edward WILLIAMS</b>									
<b>Lap</b>	<b>1</b>	<b>2</b>	<b>3</b>	<b>4</b>	<b>5</b>	<b>6</b>	<b>7</b>	<b>8</b>	<b>9</b>	<b>10</b>
1	2:03.37	1:58.83	2:00.22	2:06.89	2:09.67	2:07.11	2:09.45	2:05.92		
<b>102</b>	<b>David LAMB</b>									
<b>Lap</b>	<b>1</b>	<b>2</b>	<b>3</b>	<b>4</b>	<b>5</b>	<b>6</b>	<b>7</b>	<b>8</b>	<b>9</b>	<b>10</b>
1	2:36.19	2:34.50	2:36.64	2:40.71	2:37.66	2:36.12	2:37.06			
<b>105</b>	<b>Tim WADSWORTH</b>									
<b>Lap</b>	<b>1</b>	<b>2</b>	<b>3</b>	<b>4</b>	<b>5</b>	<b>6</b>	<b>7</b>	<b>8</b>	<b>9</b>	<b>10</b>
1	2:39.25	2:40.78	2:42.57	2:44.30	2:40.24	2:40.32	2:39.92			
<b>115</b>	<b>Clive TEMPLE</b>									
<b>Lap</b>	<b>1</b>	<b>2</b>	<b>3</b>	<b>4</b>	<b>5</b>	<b>6</b>	<b>7</b>	<b>8</b>	<b>9</b>	<b>10</b>
1	2:29.65	2:24.31	2:31.98	2:29.21	2:29.48	2:28.54	2:28.59			
<b>117</b>	<b>Richard LAKE</b>									
<b>Lap</b>	<b>1</b>	<b>2</b>	<b>3</b>	<b>4</b>	<b>5</b>	<b>6</b>	<b>7</b>	<b>8</b>	<b>9</b>	<b>10</b>
1	2:15.86	2:12.63	2:08.41	2:14.70	2:17.49	2:14.77	2:13.03	2:11.95		
<b>197</b>	<b>George PARKINSON</b>									
<b>Lap</b>	<b>1</b>	<b>2</b>	<b>3</b>	<b>4</b>	<b>5</b>	<b>6</b>	<b>7</b>	<b>8</b>	<b>9</b>	<b>10</b>
1	2:28.35	2:20.68	2:28.48							

# Lap Chart

## GEOGHEGAN TROPHY RACE (VSCC SET 3) - RACE 1

Lap 1		Lap 2		Lap 3		Lap 4		Lap 5		Lap 6		Lap 7		Lap 8		Lap 9		Lap 10	
No	Time	No	Time	No	Time	No	Time	No	Time	No	Time	No	Time	No	Time	No	Time	No	Time
94	2:05.50	94	4:04.33	94	6:04.55	94	8:11.44	94	10:21.11	94	12:28.22	94	14:37.67	94	16:43.59				
22	2:07.53	22	4:09.34	22	6:12.74	105	8:13.48 *1	102	10:37.78 *1	115	12:33.11 *1	56	14:41.73 *1	56	17:04.72 *1				
30	2:10.04	30	4:14.12	30	6:18.08	22	8:27.25	22	10:45.26	89	12:41.44 *1	71	14:42.00 *2	72	17:10.79 *1				
43	2:17.08	43	4:30.88	20	6:34.94	30	8:34.81	77	10:48.11 *1	85	12:44.66 *1	72	14:46.30 *1	64	17:11.66 *1				
20	2:17.45	20	4:31.17	35	6:39.26	20	8:45.47	30	10:54.02	22	13:03.40	64	14:47.25 *1	22	17:19.87				
35	2:18.59	35	4:32.15	68	6:40.19	68	8:53.84	20	10:54.88	30	13:04.05	115	15:01.65 *1	20	17:20.46				
68	2:20.09	68	4:33.23	117	6:42.10	35	8:54.33	105	10:57.78 *1	20	13:04.80	89	15:10.71 *1	30	17:21.08				
117	2:21.06	117	4:33.69	43	6:48.33	117	8:56.80	68	11:09.22	102	13:15.44 *1	22	15:11.45	71	17:29.90 *2				
41	2:22.61	41	4:35.84	41	6:48.90	71	8:59.74 *1	35	11:12.25	68	13:22.00	20	15:12.28	115	17:30.24 *1				
83	2:25.22	83	4:39.13	83	6:52.23	41	9:10.57	117	11:14.29	77	13:25.94 *1	85	15:13.14 *1	85	17:41.63 *1				
39	2:28.71	39	4:44.07	39	6:58.93	43	9:13.34	41	11:34.86	35	13:27.14	30	15:13.14	89	17:41.76 *1				
85	2:33.99	72	4:54.72	72	7:15.35	83	9:14.47	43	11:36.53	117	13:29.06	68	15:35.43	68	17:48.64				
72	2:34.49	56	4:55.34	197	7:24.32	39	9:19.45	83	11:37.52	105	13:38.02 *1	35	15:39.48	35	17:49.98				
197	2:35.16	197	4:55.84	56	7:25.78	72	9:51.25	39	11:41.51	41	13:57.01	117	15:42.09	117	17:54.04				
56	2:36.35	85	4:59.92	64	7:29.46	56	9:53.31	71	11:53.73 *1	43	13:57.87	102	15:51.56 *1	102	18:28.62 *1				
64	2:37.22	64	5:00.68	115	7:34.42	64	9:54.32	72	12:17.05	83	13:58.83	77	16:00.45 *1	77	18:30.27 *1				
115	2:38.13	40	5:01.06	89	7:37.39	115	10:03.63	56	12:17.59	39	14:01.22	41	16:17.33	41	18:37.01				
40	2:38.53	115	5:02.44	40	7:40.36	89	10:09.02	64	12:18.47			105	16:18.34 *1	43	18:39.24				
89	2:41.53	89	5:06.34	85	7:42.14	85	10:14.46					43	16:18.50	83	18:39.96				
102	2:45.93	102	5:20.43	102	7:57.07	40	10:15.76					83	16:19.36	39	18:41.96				
105	2:50.13	105	5:30.91	77	8:06.80							39	16:21.39	105	18:58.26 *1				
77	2:51.96	77	5:31.59																
71	3:07.84	71	6:02.61																



## RACE 2 – THE SHUTTLEWORTH, NUFFIELD & LEN THOMPSON MEMORIAL TROPHIES RACE FOR PRE-1961 RACING CARS (VSCC SET 2)

### RESULT

Pl	No	Cl	Name	Car	Lap	Time	Behind	MPH	Best Lap on	MPH	Handicap
1	2		Oliver NUTHALL	Alta F2	8	14:57.47		70.19	1:49.83	8	71.70
2	8		Duncan RICKETTS	ERA E-Type	8	15:42.21	44.74	66.86	1:54.21	2	68.95
3	5		Robert COBDEN	Riley Falcon Special	8	15:59.32	1:01.85	65.67	1:57.35	2	67.10
4	7		Julian WILTON	Cooper Bristol	8	16:04.20	1:06.73	65.33	1:58.29	7	66.57 17.88*
5	12		Terry CRABB	ERA R12C	8	16:16.35	1:18.88	64.52	1:59.75	5	65.76 18.35
NOT CLASSIFIED											
	119		Anthony SMITH	Elva 100	7	13:51.12	DNF	66.32	1:55.34	2	68.27
	51		Tom HARDMAN	MG Bellevue KN	6	12:47.06	DNF	61.59	2:03.52	2	63.75
	16		Matt RICKETTS	Cooper Type 41	0		Starter				

### AWARDS

#### Race Winner & Winner of the Shuttleworth Trophy

	2	Oliver NUTHALL	Alta F2
2 <sup>nd</sup>	8	Duncan RICKETTS	ERA E-Type

#### 3<sup>rd</sup> Place & Winner of the Nuffield & Len Thompson Memorial Trophies

5	Robert COBDEN	Riley Falcon Special
---	---------------	----------------------


#### First on Handicap

7	Julian WILTON	Cooper Bristol
---	---------------	----------------

# Bonhams




# RACE GRID



## SHUTTLEWORTH, NUFFIELD & LEN THOMPSON TROPHIES RACE

### RACE 2

ROW 6		
ROW 5	<b>51</b> 02:01.800 Thomas HARDMAN	<b>16</b> 02:01.750 Matt RICKETTS
ROW 4	<b>12</b> 02:00.760 Terry CRABB	<b>119</b> 02:00.100 Anthony SMITH
ROW 3	<b>8</b> 02:00.040 Duncan RICKETTS	<b>5</b> 01:59.580 Robert COBDEN
ROW 2	<b>19</b> 01:56.810 Christian PEDERSEN	<b>7</b> 01:56.620 Julian WILTON
ROW 1	<b>2</b> 01:51.810 Oliver NUTHALL	<b>3</b> 01:51.330 Mark GILLIES
Grid Used: Yellow Markings		<b>POLE</b>



# SHUTTLEWORTH, NUFFIELD & LEN THOMPSON TROPHIES RACE

## LAP TIMES - RACE 2

---

<b>2</b>	<b>Oliver NUTHALL</b>									
<b>Lap</b>	<b>1</b>	<b>2</b>	<b>3</b>	<b>4</b>	<b>5</b>	<b>6</b>	<b>7</b>	<b>8</b>	<b>9</b>	<b>10</b>
1	1:57.60	1:51.88	1:51.92	1:50.69	1:51.10	1:51.88	1:49.87	1:49.83		

---

<b>5</b>	<b>Robert COBDEN</b>									
<b>Lap</b>	<b>1</b>	<b>2</b>	<b>3</b>	<b>4</b>	<b>5</b>	<b>6</b>	<b>7</b>	<b>8</b>	<b>9</b>	<b>10</b>
1	2:01.63	1:57.35	1:59.79	1:59.10	1:58.44	1:59.58	1:59.15	2:00.63		

---

<b>7</b>	<b>Julian WILTON</b>									
<b>Lap</b>	<b>1</b>	<b>2</b>	<b>3</b>	<b>4</b>	<b>5</b>	<b>6</b>	<b>7</b>	<b>8</b>	<b>9</b>	<b>10</b>
1	2:04.78	2:01.70	1:58.95	1:59.67	1:59.14	1:59.02	1:58.29	1:59.11		

---

<b>8</b>	<b>Duncan RICKETTS</b>									
<b>Lap</b>	<b>1</b>	<b>2</b>	<b>3</b>	<b>4</b>	<b>5</b>	<b>6</b>	<b>7</b>	<b>8</b>	<b>9</b>	<b>10</b>
1	2:01.32	1:54.21	1:57.46	1:58.08	1:57.21	1:56.28	1:56.88	1:56.55		

---

<b>12</b>	<b>Terry CRABB</b>									
<b>Lap</b>	<b>1</b>	<b>2</b>	<b>3</b>	<b>4</b>	<b>5</b>	<b>6</b>	<b>7</b>	<b>8</b>	<b>9</b>	<b>10</b>
1	2:05.08	2:02.17	2:00.32	2:00.73	1:59.75	2:00.68	2:01.37	2:01.91		

---

<b>51</b>	<b>Thomas HARDMAN</b>									
<b>Lap</b>	<b>1</b>	<b>2</b>	<b>3</b>	<b>4</b>	<b>5</b>	<b>6</b>	<b>7</b>	<b>8</b>	<b>9</b>	<b>10</b>
1	2:11.28	2:03.52	2:03.73	2:04.57	2:05.31	2:13.05				

---

<b>119</b>	<b>Anthony SMITH</b>									
<b>Lap</b>	<b>1</b>	<b>2</b>	<b>3</b>	<b>4</b>	<b>5</b>	<b>6</b>	<b>7</b>	<b>8</b>	<b>9</b>	<b>10</b>
1	2:05.18	1:59.59	1:57.73	1:57.38	1:56.67	1:55.65	1:55.34			

---

# Lap Chart

## SHUTTLEWORTH, NUFFIELD & LEN THOMPSON TROPHIES RACE - RACE 2

Lap 1		Lap 2		Lap 3		Lap 4		Lap 5		Lap 6		Lap 7		Lap 8		Lap 9		Lap 10	
No	Time	No	Time	No	Time	No	Time	No	Time	No	Time	No	Time	No	Time	No	Time	No	Time
2	2:00.30	2	3:52.18	2	5:44.10	2	7:34.79	2	9:25.89	2	11:17.77	2	13:07.64	2	14:57.47				
5	2:05.28	8	3:59.75	8	5:57.21	8	7:55.29	8	9:52.50	8	11:48.78	8	13:45.66	8	15:42.21				
8	2:05.54	5	4:02.63	5	6:02.42	5	8:01.52	5	9:59.96	119	11:55.78	119	13:51.12	5	15:59.32				
7	2:08.32	119	4:08.35	119	6:06.08	119	8:03.46	119	10:00.13	5	11:59.54	5	13:58.69	7	16:04.20				
119	2:08.76	7	4:10.02	7	6:08.97	7	8:08.64	7	10:07.78	7	12:06.80	7	14:05.09	12	16:16.35				
12	2:09.42	12	4:11.59	12	6:11.91	12	8:12.64	12	10:12.39	12	12:13.07	12	14:14.44						
51	2:16.88	51	4:20.40	51	6:24.13	51	8:28.70	51	10:34.01	51	12:47.06								



## RACE 3 – 500 OWNERS ASSOCIATION RACE FOR FORMULA 3 (500) RACING CARS

### RESULT

Pl	No	Cl	Name	Car	Lap	Time	Behind	MPH	Best Lap on	MPH	
1	16	P3	Stuart WRIGHT	Cooper Mk 11	3	5:59.51		65.71	1:58.32	2	66.55
2	31	P2	Mike FOWLER	Cooper Mk 5	3	6:01.40	1.89	65.36	1:57.89	2	66.79
3	17	P2	Richard DE LA ROCHE	Cooper Mk 5	3	6:01.78	2.27	65.30	1:57.86	2	66.81
4	23	P3	George SHACKLETON	Cooper Mk 11	3	6:05.31	5.80	64.67	1:59.28	2	66.02
5	6	P3	Darrell WOODS	Cooper Mk 12	3	6:07.05	7.54	64.36	1:59.23	2	66.04
6	8	P3	Roy HUNT	Martin	3	6:07.67	8.16	64.25	1:59.80	2	65.73
7	59	P2	Xavier KINGSLAND	Staride Mk 3	3	6:07.92	8.41	64.21	1:59.92	3	65.66
8	7	P3	Nigel CHALLIS	Cooper Mk 8	3	6:29.37	29.86	60.67	2:08.13	2	61.46
9	4	P3	Roy WRIGHT	Flash Special	3	6:30.96	31.45	60.42	2:07.36	2	61.83

#### NOT CLASSIFIED

87	P2	Andrew TURNER	Cooper Mk 6	2	4:01.84	DNF	65.12	1:58.13	2	61.83
----	----	---------------	-------------	---	---------	-----	-------	---------	---	-------

#### RACE RED FLAGGED

### AWARDS

#### Race Winner & 1<sup>st</sup> Class P3

1 <sup>st</sup>	16	P3	Stuart WRIGHT	Cooper Mk 11	
2 <sup>nd</sup>	31	P2	Mike FOWLER	Cooper Mk 5	(& 1 <sup>st</sup> Class P2)
3 <sup>rd</sup>	17	P2	Richard DE LA ROCHE	Cooper Mk 5	





# RACE GRID


## FORMULA 3 (500) CARS

### RACE 3 - AMENDED

ROW 8		
ROW 7		<b>59</b> - Xavier KINGSLAND
ROW 6	<b>4</b> - Roy WRIGHT	<b>19</b> 02:07.550 JB JONES
ROW 5	<b>7</b> 02:06.250 Nigel CHALLIS	<b>8</b> 02:03.780 Roy HUNT
ROW 4	<b>69</b> 02:02.270 Simon FROST	<b>23</b> 02:02.090 George SHACKLETON
ROW 3	<b>17</b> 02:02.020 Richard DE LA ROCHE	<b>86</b> 02:00.860 John TURNER
ROW 2	<b>31</b> 01:58.180 Mike FOWLER	<b>6</b> 01:57.320 Darrell WOODS
ROW 1	<b>16</b> 01:56.270 Stuart WRIGHT	<b>87</b> 01:56.190 Andrew TURNER

Grid Used: Yellow Markings

**POLE**



# FORMULA 3 (500) CARS

## LAP TIMES - RACE 3

---

<b>4</b>	<b>Roy WRIGHT</b>										
	<b>Lap</b>	<b>1</b>	<b>2</b>	<b>3</b>	<b>4</b>	<b>5</b>	<b>6</b>	<b>7</b>	<b>8</b>	<b>9</b>	<b>10</b>
	1	2:10.30	2:07.36	2:09.68							

---

<b>6</b>	<b>Darrell WOODS</b>										
	<b>Lap</b>	<b>1</b>	<b>2</b>	<b>3</b>	<b>4</b>	<b>5</b>	<b>6</b>	<b>7</b>	<b>8</b>	<b>9</b>	<b>10</b>
	1	2:05.38	1:59.23	2:00.54							

---

<b>7</b>	<b>Nigel CHALLIS</b>										
	<b>Lap</b>	<b>1</b>	<b>2</b>	<b>3</b>	<b>4</b>	<b>5</b>	<b>6</b>	<b>7</b>	<b>8</b>	<b>9</b>	<b>10</b>
	1	2:09.66	2:08.13	2:08.45							

---

<b>8</b>	<b>Roy HUNT</b>										
	<b>Lap</b>	<b>1</b>	<b>2</b>	<b>3</b>	<b>4</b>	<b>5</b>	<b>6</b>	<b>7</b>	<b>8</b>	<b>9</b>	<b>10</b>
	1	2:04.85	1:59.80	2:00.10							

---

<b>16</b>	<b>Stuart WRIGHT</b>										
	<b>Lap</b>	<b>1</b>	<b>2</b>	<b>3</b>	<b>4</b>	<b>5</b>	<b>6</b>	<b>7</b>	<b>8</b>	<b>9</b>	<b>10</b>
	1		1:58.32	1:58.76							

---

<b>17</b>	<b>Richard DE LA ROCHE</b>										
	<b>Lap</b>	<b>1</b>	<b>2</b>	<b>3</b>	<b>4</b>	<b>5</b>	<b>6</b>	<b>7</b>	<b>8</b>	<b>9</b>	<b>10</b>
	1	2:02.46	1:57.86	1:59.07							

---

<b>23</b>	<b>George SHACKLETON</b>										
	<b>Lap</b>	<b>1</b>	<b>2</b>	<b>3</b>	<b>4</b>	<b>5</b>	<b>6</b>	<b>7</b>	<b>8</b>	<b>9</b>	<b>10</b>
	1	2:04.25	1:59.28	1:59.53							

---

<b>31</b>	<b>Mike FOWLER</b>										
	<b>Lap</b>	<b>1</b>	<b>2</b>	<b>3</b>	<b>4</b>	<b>5</b>	<b>6</b>	<b>7</b>	<b>8</b>	<b>9</b>	<b>10</b>
	1	2:02.46	1:57.89	1:59.41							

---

<b>59</b>	<b>Xavier KINGSLAND</b>										
	<b>Lap</b>	<b>1</b>	<b>2</b>	<b>3</b>	<b>4</b>	<b>5</b>	<b>6</b>	<b>7</b>	<b>8</b>	<b>9</b>	<b>10</b>
	1	2:04.52	1:59.99	1:59.92							

---

<b>87</b>	<b>Andrew TURNER</b>										
	<b>Lap</b>	<b>1</b>	<b>2</b>	<b>3</b>	<b>4</b>	<b>5</b>	<b>6</b>	<b>7</b>	<b>8</b>	<b>9</b>	<b>10</b>
	1	2:02.34	1:58.13								

---

# Lap Chart

## FORMULA 3 (500) CARS - RACE 3

Lap 1		Lap 2		Lap 3		Lap 4		Lap 5		Lap 6		Lap 7		Lap 8		Lap 9		Lap 10	
No	Time	No	Time	No	Time	No	Time	No	Time	No	Time	No	Time	No	Time	No	Time	No	Time
87	2:03.71	16	4:00.75	16	5:59.51														
31	2:04.10	87	4:01.84	31	6:01.40														
17	2:04.85	31	4:01.99	17	6:01.78														
23	2:06.50	17	4:02.71	23	6:05.31														
6	2:07.28	23	4:05.78	6	6:07.05														
8	2:07.77	6	4:06.51	8	6:07.67														
59	2:08.01	8	4:07.57	59	6:07.92														
7	2:12.79	59	4:08.00	7	6:29.37														
4	2:13.92	7	4:20.92	4	6:30.96														
		4	4:21.28																



## RACE 4 – ALL-COMERS SHORT HANDICAP RACE FOR PRE-WAR CARS (VSCC SET 6)

### RESULT

Pl	No	Cl	Name	Car	Lap	Time	Behind	MPH	Best Lap on	MPH
1	112		Ian FYFE	Alvis 12/70 Special	3	7:22.11		48.89	2:36.11	2 50.44
2	198		Tony SEBER	Wolseley Hornet Special	3	7:44.82	22.71	63.02	2:00.97	2 65.09
3	74		David MORLEY	Riley Special	3	7:47.91	25.80	53.94	2:24.21	3 54.60
4	43		John GILLETT	MG K3	3	7:53.99	31.88	55.07	2:22.79	3 55.15
5	60		Colin WOLSTENHOLME	Riley Racing MPH	3	7:54.54	32.43	55.00	2:22.68	2 55.19
6	193		John SEBER	MG PB	3	7:55.49	33.38	53.03	2:24.75	3 54.40
7	195		William ELBOURN	Riley 12/4 Special	3	7:57.33	35.22	57.29	2:15.92	2 57.93
8	76		Adam GENTILLI	Frazer Nash TT Replica	3	7:58.01	35.90	52.73	2:23.24	3 54.97
9	33		Michael JAMES	Riley 12/4 TT Sprite Rep	3	8:01.25	39.14	61.96	2:00.69	2 65.24
10	105		Tim WADSWORTH	Lagonda 2 Litre L/C Tourer	3	8:01.80	39.69	49.03	2:35.38	2 50.68
11	82		Roland WOODTLI	Riley 15/6 Special	3	8:04.51	42.40	50.86	2:32.74	2 51.55
12	72		Freddie SMITH	Delahaye 135S	3	8:05.59	43.48	51.85	2:28.37	3 53.07
13	75		Roger TUSHINGHAM	MG N Type Special	3	8:05.92	43.81	53.58	2:27.35	3 53.44
14	48		Christopher BATTY	Frazer Nash Super Sports	3	8:06.22	44.11	56.08	2:17.48	2 57.28
15	67		Michael NEW	Riley 12/4	3	8:09.69	47.58	53.12	2:26.61	2 53.71
16	30		Mark BRETT	Ballamy-Ford (LMB) V8 Special	3	8:12.50	50.39	58.69	2:09.38	2 60.86
17	92		Stephen RIDDINGTON	Riley TT Sprite Replica	3	8:15.91	53.80	52.39	2:27.02	2 53.56
18	50		Jeffrey EDWARDS	Alvis Sports Special	3	8:16.71	54.60	54.72	2:10.18	2 60.49
19	19		Christian PEDERSEN	Austin 7 Special	3	8:17.22	55.11	61.01	1:57.41	2 67.07

#### NOT CLASSIFIED

96	Phillip PARKINSON	Austin AD Tourer	3	8:22.16	NCF	47.04	2:43.91	3	48.04
77	Keith PIPER	Aston Martin International	1	8:23.55	NCF	48.85	2:41.98	2	48.61
73	David ASPLIN	Austin 7 Ulster Replica	1	3:00.30	DNF	52.39		0	0.00

#### RACE RED FLAGGED – RESULT DECLARED AT 3 LAPS

### AWARDS

#### Race Winner

112	Ian FYFE	Alvis 12/70 Special	
2 <sup>nd</sup>	198	Tony SEBER	Wolseley Hornet Special
3 <sup>rd</sup>	74	David MORLEY	Riley Special
4 <sup>th</sup>	43	John GILLETT	MG K3

# RACE NUMBER 4: 4 LAPS

Drop Number	Grid Row	Cars are shown with their number of credit laps ie how many laps they will start with.				Secs
<b>9</b>	15				112 <input type="text" value="1"/>	<b>2.00</b>
<b>8</b>	14			19 <input type="text"/>		<b>1.50</b>
<b>7</b>	13				33 <input type="text"/>	<b>1.40</b>
<b>6</b>	12	198 <input type="text"/>		30 <input type="text"/>		<b>1.30</b>
<b>5</b>	11				195 <input type="text"/>	<b>1.05</b>
	10	48 <input type="text"/>		50 <input type="text"/>		
<b>4</b>	9		75 <input type="text"/>		60 <input type="text"/>	<b>0.45</b>
	8	43 <input type="text"/>		92 <input type="text"/>		
	7		62 <input type="text"/>		67 <input type="text"/>	
<b>3</b>	6			72 <input type="text"/>		<b>0.30</b>
	5		193 <input type="text"/>		76 <input type="text"/>	
	4	74 <input type="text"/>		73 <input type="text"/>		
<b>2</b>	3		82 <input type="text"/>		77 <input type="text"/>	<b>0.20</b>
<b>1</b>	2			90 <input type="text"/>		<b>0.00</b>
	1		105 <input type="text"/>		96 <input type="text"/>	

## Front Of Grid

Issue No 1  
Car 112 will race for 3 laps

Signed \_\_\_\_\_ Handicapper

CoC

# HANDICAP RACE FOR PRE-WAR CARS (VSCC SET 6)

## LAP TIMES - RACE 4

<b>19</b>	<b>Christian PEDERSEN</b>										
	<b>Lap</b>	<b>1</b>	<b>2</b>	<b>3</b>	<b>4</b>	<b>5</b>	<b>6</b>	<b>7</b>	<b>8</b>	<b>9</b>	<b>10</b>
	1	1:57.94	1:57.41	2:24.46							
<b>30</b>	<b>Mark BRETT</b>										
	<b>Lap</b>	<b>1</b>	<b>2</b>	<b>3</b>	<b>4</b>	<b>5</b>	<b>6</b>	<b>7</b>	<b>8</b>	<b>9</b>	<b>10</b>
	1	2:06.67	2:09.38	2:20.50							
<b>33</b>	<b>Michael JAMES</b>										
	<b>Lap</b>	<b>1</b>	<b>2</b>	<b>3</b>	<b>4</b>	<b>5</b>	<b>6</b>	<b>7</b>	<b>8</b>	<b>9</b>	<b>10</b>
	1	2:03.37	2:00.69	2:09.87							
<b>43</b>	<b>John GILLETT</b>										
	<b>Lap</b>	<b>1</b>	<b>2</b>	<b>3</b>	<b>4</b>	<b>5</b>	<b>6</b>	<b>7</b>	<b>8</b>	<b>9</b>	<b>10</b>
	1	2:15.68	2:25.01	2:22.79							
<b>48</b>	<b>Christopher BATTY</b>										
	<b>Lap</b>	<b>1</b>	<b>2</b>	<b>3</b>	<b>4</b>	<b>5</b>	<b>6</b>	<b>7</b>	<b>8</b>	<b>9</b>	<b>10</b>
	1	2:13.83	2:17.48	2:25.35							
<b>50</b>	<b>Jeffrey EDWARDS</b>										
	<b>Lap</b>	<b>1</b>	<b>2</b>	<b>3</b>	<b>4</b>	<b>5</b>	<b>6</b>	<b>7</b>	<b>8</b>	<b>9</b>	<b>10</b>
	1	2:31.73	2:10.18	2:25.06							
<b>60</b>	<b>Colin WOLSTENHOLME</b>										
	<b>Lap</b>	<b>1</b>	<b>2</b>	<b>3</b>	<b>4</b>	<b>5</b>	<b>6</b>	<b>7</b>	<b>8</b>	<b>9</b>	<b>10</b>
	1	2:17.41	2:22.68	2:22.84							
<b>67</b>	<b>Michael NEW</b>										
	<b>Lap</b>	<b>1</b>	<b>2</b>	<b>3</b>	<b>4</b>	<b>5</b>	<b>6</b>	<b>7</b>	<b>8</b>	<b>9</b>	<b>10</b>
	1	2:22.32	2:26.61	2:30.15							
<b>72</b>	<b>Freddie SMITH</b>										
	<b>Lap</b>	<b>1</b>	<b>2</b>	<b>3</b>	<b>4</b>	<b>5</b>	<b>6</b>	<b>7</b>	<b>8</b>	<b>9</b>	<b>10</b>
	1	2:27.13	2:33.83	2:28.37							
<b>73</b>	<b>David ASPLIN</b>										
	<b>Lap</b>	<b>1</b>	<b>2</b>	<b>3</b>	<b>4</b>	<b>5</b>	<b>6</b>	<b>7</b>	<b>8</b>	<b>9</b>	<b>10</b>
	1	2:26.24									
<b>74</b>	<b>David MORLEY</b>										
	<b>Lap</b>	<b>1</b>	<b>2</b>	<b>3</b>	<b>4</b>	<b>5</b>	<b>6</b>	<b>7</b>	<b>8</b>	<b>9</b>	<b>10</b>
	1	2:24.72	2:25.22	2:24.21							
<b>75</b>	<b>Roger TUSHINGHAM</b>										
	<b>Lap</b>	<b>1</b>	<b>2</b>	<b>3</b>	<b>4</b>	<b>5</b>	<b>6</b>	<b>7</b>	<b>8</b>	<b>9</b>	<b>10</b>
	1	2:17.39	2:29.64	2:27.35							
<b>76</b>	<b>Adam GENTILLI</b>										
	<b>Lap</b>	<b>1</b>	<b>2</b>	<b>3</b>	<b>4</b>	<b>5</b>	<b>6</b>	<b>7</b>	<b>8</b>	<b>9</b>	<b>10</b>
	1	2:25.67	2:33.45	2:23.24							

<b>77</b>	<b>Keith PIPER</b>										
	<b>Lap</b>	<b>1</b>	<b>2</b>	<b>3</b>	<b>4</b>	<b>5</b>	<b>6</b>	<b>7</b>	<b>8</b>	<b>9</b>	<b>10</b>
	1	2:33.80	2:41.98	2:43.96							
<b>82</b>	<b>Roland WOODTLI</b>										
	<b>Lap</b>	<b>1</b>	<b>2</b>	<b>3</b>	<b>4</b>	<b>5</b>	<b>6</b>	<b>7</b>	<b>8</b>	<b>9</b>	<b>10</b>
	1	2:34.71	2:32.74	2:33.58							
<b>92</b>	<b>Stephen RIDDINGTON</b>										
	<b>Lap</b>	<b>1</b>	<b>2</b>	<b>3</b>	<b>4</b>	<b>5</b>	<b>6</b>	<b>7</b>	<b>8</b>	<b>9</b>	<b>10</b>
	1	2:21.99	2:27.02	2:35.09							
<b>96</b>	<b>Philip PARKINSON</b>										
	<b>Lap</b>	<b>1</b>	<b>2</b>	<b>3</b>	<b>4</b>	<b>5</b>	<b>6</b>	<b>7</b>	<b>8</b>	<b>9</b>	<b>10</b>
	1	2:48.49	2:45.75	2:43.91							
<b>105</b>	<b>Tim WADSWORTH</b>										
	<b>Lap</b>	<b>1</b>	<b>2</b>	<b>3</b>	<b>4</b>	<b>5</b>	<b>6</b>	<b>7</b>	<b>8</b>	<b>9</b>	<b>10</b>
	1	2:42.90	2:35.38	2:40.94							
<b>112</b>	<b>Ian FYFE</b>										
	<b>Lap</b>	<b>1</b>	<b>2</b>	<b>3</b>	<b>4</b>	<b>5</b>	<b>6</b>	<b>7</b>	<b>8</b>	<b>9</b>	<b>10</b>
	1		2:37.54	2:36.11							
<b>193</b>	<b>John SEBER</b>										
	<b>Lap</b>	<b>1</b>	<b>2</b>	<b>3</b>	<b>4</b>	<b>5</b>	<b>6</b>	<b>7</b>	<b>8</b>	<b>9</b>	<b>10</b>
	1	2:24.73	2:31.12	2:24.75							
<b>195</b>	<b>William ELBOURN</b>										
	<b>Lap</b>	<b>1</b>	<b>2</b>	<b>3</b>	<b>4</b>	<b>5</b>	<b>6</b>	<b>7</b>	<b>8</b>	<b>9</b>	<b>10</b>
	1	2:12.35	2:15.92	2:17.54							
<b>198</b>	<b>Tony SEBER</b>										
	<b>Lap</b>	<b>1</b>	<b>2</b>	<b>3</b>	<b>4</b>	<b>5</b>	<b>6</b>	<b>7</b>	<b>8</b>	<b>9</b>	<b>10</b>
	1	2:01.89	2:00.97	2:05.57							

# Lap Chart

## HANDICAP RACE FOR PRE-WAR CARS (VSCC SET 6) - RACE 4

Lap 1		Lap 2		Lap 3		Lap 4		Lap 5		Lap 6		Lap 7		Lap 8		Lap 9		Lap 10	
No	Time	No	Time	No	Time	No	Time	No	Time	No	Time	No	Time	No	Time	No	Time	No	Time
105	2:45.48	112	4:46.00	112	7:22.11														
96	2:52.50	105	5:20.86	198	7:44.82														
77	2:57.61	74	5:23.70	74	7:47.91														
82	2:58.19	193	5:30.74	43	7:53.99														
74	2:58.48	82	5:30.93	60	7:54.54														
193	2:59.62	43	5:31.20	193	7:55.49														
73	3:00.30	60	5:31.70	195	7:57.33														
76	3:01.32	76	5:34.77	76	7:58.01														
72	3:03.39	72	5:37.22	33	8:01.25														
43	3:06.19	96	5:38.25	105	8:01.80														
75	3:08.93	75	5:38.57	82	8:04.51														
60	3:09.02	198	5:39.25	72	8:05.59														
67	3:12.93	67	5:39.54	75	8:05.92														
92	3:13.80	77	5:39.59	48	8:06.22														
48	3:23.39	195	5:39.79	67	8:09.69														
195	3:23.87	92	5:40.82	30	8:12.50														
198	3:38.28	48	5:40.87	92	8:15.91														
50	3:41.47	33	5:51.38	50	8:16.71														
30	3:42.62	50	5:51.65	19	8:17.22														
33	3:50.69	30	5:52.00	96	8:22.16														
19	3:55.35	19	5:52.76	77	8:23.55														





## RACE 5 – THE AR MOTORSPORT MORGAN CHALLENGE SERIES

### RESULT

Pl	No	Cl	Name	Car	Lap	Time	Behind	MPH	Best Lap on	MPH	
1	1	B	Elliot PATERSON	Morgan ARV6	10	20:07.31		65.22	1:54.92	7	68.52
2	67	B	Dominic HOUSE	Morgan Roadster	10	20:51.92	44.61	62.90	1:59.97	9	65.64
3	66	B	Andrew THOMPSON	Morgan ARV6	10	21:17.21	1:09.90	61.65	1:58.27	10	66.58
4	45	R	Tim PARSONS	Morgan 4/4 Supersports	10	21:20.44	1:13.13	61.50	2:01.99	10	64.55
5	22	D	James SUMNER	Morgan 4/4	10	21:35.70	1:28.39	60.77	2:01.53	5	64.79
6	171	R	Alex LAIDLAW	Morgan Roadster	10	21:36.98	1:29.67	60.71	2:02.85	9	64.10
7	71	H	Kelvin LAIDLAW	Morgan Plus 8	10	21:48.89	1:41.58	60.16	2:02.96	9	64.04
8	46	B	Phill THOMAS	Morgan Plus 4 BabyDoll	9	20:14.02	1 Lap	58.38	2:09.27	6	60.91
9	21	B	Craig HAMILTON SMITH	Morgan Plus 4 BabyDoll	9	20:14.71	1 Lap	58.34	2:10.30	9	60.43
10	34	B	Peter SARGENT	Morgan Plus 8	9	20:17.78	1 Lap	58.19	2:09.90	9	60.62
11	54	C	Philip ST CLAIR TISDALL	Morgan Plus 8	9	20:38.66	1 Lap	57.21	2:11.91	9	59.69
12	26	B	Greg PARNELL	Morgan Aero 8	9	20:39.12	1 Lap	57.19	2:09.04	9	61.02
13	42	R	Peter COLE	Morgan Roadster	9	20:48.18	1 Lap	56.78	2:13.72	9	58.89
14	15	B	John MILBANK	Morgan 4/4	9	20:48.34	1 Lap	56.77	2:13.13	4	59.15
15	69	B	Tony HIRST	Morgan ARV6	9	20:52.51	1 Lap	56.58	2:16.12	3	57.85
16	35	C	Chris SPRINGALL	Morgan Plus 8	9	20:53.10	1 Lap	56.55	2:13.71	5	58.89
17	52	H	Tom DAILEY	Morgan plus 8	9	21:14.82	1 Lap	55.59	2:12.67	9	59.35
18	17	E	Richard THORNE	Morgan 4/4	9	21:16.32	1 Lap	55.53	2:12.96	9	59.22
19	55	C	Simon SHERRY	Morgan Plus 8	9	21:47.70	1 Lap	54.19	2:19.51	9	56.44
20	72	A	Russell PATERSON	Morgan Plus 8	8	20:51.08	2 Laps	50.35	2:06.88	3	62.06
21	31	R	John BEVAN	Morgan Roadster	8	22:06.11	2 Laps	47.50	2:37.59	8	49.97
<b>NOT CLASSIFIED</b>											
	70	D	Alan HOUSE	Morgan Plus 4	5	12:55.45	DNF	50.77	2:23.05	5	55.05
	51	D	Paul BRYAN	Morgan 4/4	0		Starter				

### AWARDS

#### Race Winner & 1<sup>st</sup> Class B

1 <sup>st</sup>	1	B	Elliot PATERSON	Morgan ARV6
2 <sup>nd</sup>	67	B	Dominic HOUSE	Morgan Roadster
3 <sup>rd</sup>	66	B	Andrew THOMPSON	Morgan ARV6

#### Other Class Winners

72	A	Russell PATERSON	Morgan Plus 8	1 <sup>st</sup> Class A
54	C	Philip ST CLAIR TISDALL	Morgan Plus 8	1 <sup>st</sup> Class C
22	D	James SUMNER	Morgan 4/4	1 <sup>st</sup> Class D
17	E	Richard THORNE	Morgan 4/4	1 <sup>st</sup> Class E
71	H	Kelvin LAIDLAW	Morgan Plus 8	1 <sup>st</sup> Class H
45	R	Tim PARSONS	Morgan 4/4 Supersports	1 <sup>st</sup> Class R



# RACE GRID

## AR MOTORSPORT MORGAN CHALLENGE

### RACE 5 - AMENDED

ROW 12	<b>15</b> John MILBANK	<b>31</b> 02:08.420 John BEVAN
ROW 11	<b>70</b> 02:08.270 Alan HOUSE	<b>17</b> 01:59.300 Richard THORNE
ROW 10	<b>52</b> 01:56.770 Tom DAILEY	<b>55</b> 01:55.210 Simon SHERRY
ROW 9	<b>35</b> 01:54.860 Chris SPRINGALL	<b>22</b> 01:53.920 James SUMNER
ROW 8	<b>51</b> 01:53.730 Paul BRYAN	<b>42</b> 01:53.560 Peter COLE
ROW 7	<b>71</b> 01:52.310 Kelvin LAIDLAW	<b>34</b> 01:51.630 Peter SARGENT
ROW 6	<b>54</b> 01:48.860 Philip ST CLAIR TISDALL	<b>171</b> 01:48.810 Alex LAIDLAW
ROW 5	<b>45</b> 01:48.700 Tim PARSONS	<b>46</b> 01:48.680 Phill THOMAS
ROW 4	<b>26</b> 01:48.210 Greg PARNELL	<b>21</b> 01:47.430 Craig HAMILTON SMITH
ROW 3	<b>87</b> 01:46.840 Tony LEES	<b>69</b> 01:44.770 Tony HIRST
ROW 2	<b>67</b> 01:43.750 Dominic HOUSE	<b>66</b> 01:41.260 Andrew THOMPSON
ROW 1	<b>72</b> 01:39.350 Russell PATERSON	<b>1</b> 01:38.400 Elliot PATERSON

Grid Used: Yellow Markings

**POLE**

# AR MOTORSPORT MORGAN CHALLENGE

## LAP TIMES - RACE 5

<b>1</b>	<b>Elliot PATERSON</b>									
<b>Lap</b>	<b>1</b>	<b>2</b>	<b>3</b>	<b>4</b>	<b>5</b>	<b>6</b>	<b>7</b>	<b>8</b>	<b>9</b>	<b>10</b>
1	2:11.93	2:04.44	2:01.02	2:00.31	1:56.96	1:56.39	1:54.92	2:07.04	1:55.79	1:55.89
<b>15</b>	<b>John MILBANK</b>									
<b>Lap</b>	<b>1</b>	<b>2</b>	<b>3</b>	<b>4</b>	<b>5</b>	<b>6</b>	<b>7</b>	<b>8</b>	<b>9</b>	<b>10</b>
1	2:35.00	2:16.77	2:14.81	2:13.13	2:14.14	2:15.35	2:19.76	2:16.28	2:13.54	
<b>17</b>	<b>Richard THORNE</b>									
<b>Lap</b>	<b>1</b>	<b>2</b>	<b>3</b>	<b>4</b>	<b>5</b>	<b>6</b>	<b>7</b>	<b>8</b>	<b>9</b>	<b>10</b>
1	2:36.45	2:24.54	2:23.25	2:20.96	2:16.04	2:15.11	2:21.58	2:15.81	2:12.96	
<b>21</b>	<b>Craig HAMILTON SMITH</b>									
<b>Lap</b>	<b>1</b>	<b>2</b>	<b>3</b>	<b>4</b>	<b>5</b>	<b>6</b>	<b>7</b>	<b>8</b>	<b>9</b>	<b>10</b>
1	2:23.45	2:19.95	2:16.10	2:15.02	2:10.57	2:12.25	2:11.44	2:10.37	2:10.30	
<b>22</b>	<b>James SUMNER</b>									
<b>Lap</b>	<b>1</b>	<b>2</b>	<b>3</b>	<b>4</b>	<b>5</b>	<b>6</b>	<b>7</b>	<b>8</b>	<b>9</b>	<b>10</b>
1	2:28.19	2:15.39	2:13.33	2:10.19	2:01.53	2:02.75	2:05.36	2:05.57	2:02.91	2:03.40
<b>26</b>	<b>Greg PARNELL</b>									
<b>Lap</b>	<b>1</b>	<b>2</b>	<b>3</b>	<b>4</b>	<b>5</b>	<b>6</b>	<b>7</b>	<b>8</b>	<b>9</b>	<b>10</b>
1	2:29.11	2:21.06	2:16.90	2:16.86	2:14.12	2:15.31	2:19.84	2:12.47	2:09.04	
<b>31</b>	<b>John BEVAN</b>									
<b>Lap</b>	<b>1</b>	<b>2</b>	<b>3</b>	<b>4</b>	<b>5</b>	<b>6</b>	<b>7</b>	<b>8</b>	<b>9</b>	<b>10</b>
1	2:47.22	2:45.01	2:43.95	2:45.59	2:44.50	2:45.71	2:44.37	2:37.59		
<b>34</b>	<b>Peter SARGENT</b>									
<b>Lap</b>	<b>1</b>	<b>2</b>	<b>3</b>	<b>4</b>	<b>5</b>	<b>6</b>	<b>7</b>	<b>8</b>	<b>9</b>	<b>10</b>
1	2:25.44	2:18.52	2:15.56	2:15.27	2:14.61	2:10.40	2:11.30	2:10.24	2:09.90	
<b>35</b>	<b>Chris SPRINGALL</b>									
<b>Lap</b>	<b>1</b>	<b>2</b>	<b>3</b>	<b>4</b>	<b>5</b>	<b>6</b>	<b>7</b>	<b>8</b>	<b>9</b>	<b>10</b>
1	2:31.21	2:20.41	2:15.92	2:15.20	2:13.71	2:14.63	2:20.19	2:16.90	2:17.03	
<b>42</b>	<b>Peter COLE</b>									
<b>Lap</b>	<b>1</b>	<b>2</b>	<b>3</b>	<b>4</b>	<b>5</b>	<b>6</b>	<b>7</b>	<b>8</b>	<b>9</b>	<b>10</b>
1	2:31.55	2:20.22	2:15.14	2:15.06	2:14.14	2:15.12	2:19.95	2:16.26	2:13.72	
<b>45</b>	<b>Tim PARSONS</b>									
<b>Lap</b>	<b>1</b>	<b>2</b>	<b>3</b>	<b>4</b>	<b>5</b>	<b>6</b>	<b>7</b>	<b>8</b>	<b>9</b>	<b>10</b>
1	2:19.29	2:10.13	2:08.76	2:06.48	2:06.78	2:05.86	2:04.99	2:04.84	2:06.55	2:01.99
<b>46</b>	<b>Phill THOMAS</b>									
<b>Lap</b>	<b>1</b>	<b>2</b>	<b>3</b>	<b>4</b>	<b>5</b>	<b>6</b>	<b>7</b>	<b>8</b>	<b>9</b>	<b>10</b>
1	2:24.56	2:20.01	2:15.66	2:14.85	2:11.67	2:09.27	2:10.74	2:10.74	2:11.22	
<b>52</b>	<b>Tom DAILEY</b>									
<b>Lap</b>	<b>1</b>	<b>2</b>	<b>3</b>	<b>4</b>	<b>5</b>	<b>6</b>	<b>7</b>	<b>8</b>	<b>9</b>	<b>10</b>
1	2:35.57	2:25.09	2:22.86	2:20.50	2:16.86	2:15.53	2:20.32	2:16.44	2:12.67	

---

**54 Philip ST CLAIR TISDALL**

Lap	1	2	3	4	5	6	7	8	9	10
1	2:29.66	2:20.24	2:16.37	2:13.24	2:16.08	2:15.91	2:15.78	2:13.74	2:11.91	

---

**55 Simon SHERRY**

Lap	1	2	3	4	5	6	7	8	9	10
1	2:34.91	2:26.02	2:22.88	2:22.15	2:21.99	2:22.39	2:26.98	2:22.96	2:19.51	

---

**66 Andrew THOMPSON**

Lap	1	2	3	4	5	6	7	8	9	10
1	2:24.70	2:18.34	2:15.81	2:10.67	2:00.89	2:02.27	2:01.54	2:01.97	1:58.87	1:58.27

---

**67 Dominic HOUSE**

Lap	1	2	3	4	5	6	7	8	9	10
1	2:13.45	2:07.93	2:04.53	2:03.65	2:03.69	2:03.73	2:01.16	2:03.87	1:59.97	2:06.44

---

**69 Tony HIRST**

Lap	1	2	3	4	5	6	7	8	9	10
1	2:23.71	2:18.13	2:16.12	2:17.28	2:16.15	2:21.18	2:20.30	2:17.20	2:18.26	

---

**70 Alan HOUSE**

Lap	1	2	3	4	5	6	7	8	9	10
1	2:47.73	2:34.57	2:28.37	2:29.34	2:23.05					

---

**71 Kelvin LAIDLAW**

Lap	1	2	3	4	5	6	7	8	9	10
1	2:24.31	2:17.41	2:14.74	2:15.74	2:04.35	2:05.30	2:04.88	2:04.44	2:02.96	2:08.28

---

**72 Russell PATERSON**

Lap	1	2	3	4	5	6	7	8	9	10
1	2:18.14	2:11.58	2:06.88	2:08.98	5:16.31	2:18.60	2:11.88	2:15.68		

---

**171 Alex LAIDLAW**

Lap	1	2	3	4	5	6	7	8	9	10
1	2:23.50	2:16.49	2:12.20	2:07.28	2:07.10	2:05.29	2:05.49	2:05.62	2:02.85	2:05.09

---

# Lap Chart

## AR MOTORSPORT MORGAN CHALLENGE - RACE 5

Lap 1		Lap 2		Lap 3		Lap 4		Lap 5		Lap 6		Lap 7		Lap 8		Lap 9		Lap 10	
No	Time	No	Time	No	Time	No	Time	No	Time	No	Time	No	Time	No	Time	No	Time	No	Time
1	2:14.55	1	4:18.99	1	6:20.01	1	8:20.32	1	10:17.28	1	12:13.67	1	14:08.59	1	16:15.63	1	18:11.42	1	20:07.31
67	2:16.95	67	4:24.88	67	6:29.41	31	8:28.35 *1	70	10:32.40 *1	55	12:15.86 *1	52	14:25.39 *1	69	16:17.05 *1	54	18:26.75 *1	46	20:14.02 *1
72	2:21.17	72	4:32.75	72	6:39.63	67	8:33.06	67	10:36.75	67	12:40.48	17	14:25.97 *1	26	16:17.61 *1	26	18:30.08 *1	21	20:14.71 *1
45	2:24.06	45	4:34.19	45	6:42.95	72	8:48.61	45	10:56.21	70	12:55.45 *1	55	14:38.25 *1	42	16:18.20 *1	69	18:34.25 *1	34	20:17.78 *1
69	2:27.89	69	4:46.02	171	6:58.26	45	8:49.43	171	11:12.64	45	13:02.07	67	14:41.64	15	16:18.52 *1	42	18:34.46 *1	54	20:38.66 *1
66	2:28.58	171	4:46.06	69	7:02.14	171	9:05.54	31	11:13.94 *1	66	13:16.56	45	15:07.06	35	16:19.17 *1	15	18:34.80 *1	26	20:39.12 *1
21	2:28.71	66	4:46.92	66	7:02.73	66	9:13.40	66	11:14.29	171	13:17.93	66	15:18.10	72	16:23.52 *2	72	18:35.40 *2	42	20:48.18 *1
171	2:29.57	71	4:48.20	71	7:02.94	22	9:14.18	22	11:15.71	22	13:18.46	171	15:23.42	31	16:44.15 *2	35	18:36.07 *1	15	20:48.34 *1
46	2:29.86	21	4:48.66	21	7:03.99	71	9:18.68	71	11:23.03	71	13:28.33	22	15:23.82	67	16:45.51	67	18:45.48	72	20:51.08 *2
71	2:30.79	46	4:49.87	21	7:04.76	69	9:19.42	21	11:30.35	46	13:41.32	71	15:33.21	52	16:45.71 *1	52	19:02.15 *1	67	20:51.92
34	2:31.98	34	4:50.50	46	7:05.53	21	9:19.78	46	11:32.05	21	13:42.60	46	15:52.06	17	16:47.55 *1	17	19:03.36 *1	69	20:52.51 *1
26	2:33.52	22	4:50.66	34	7:06.06	46	9:20.38	69	11:35.57	34	13:46.34	21	15:54.04	55	17:05.23 *1	45	19:18.45	35	20:53.10 *1
22	2:35.27	26	4:54.58	26	7:11.48	34	9:21.33	34	11:35.94	69	13:56.75	34	15:57.64	45	17:11.90	66	19:18.94	52	21:14.82 *1
54	2:35.39	54	4:55.63	54	7:12.00	54	9:25.24	54	11:41.32	54	13:57.23	54	16:13.01	66	17:20.07	55	19:28.19 *1	17	21:16.32 *1
42	2:38.57	42	4:58.79	42	7:13.93	26	9:28.34	26	11:42.46	26	13:57.77			171	17:29.04	31	19:28.52 *2	66	21:17.21
35	2:39.11	35	4:59.52	35	7:15.44	42	9:28.99	42	11:43.13	42	13:58.25			22	17:29.39	171	19:31.89	45	21:20.44
55	2:42.82	15	5:01.33	15	7:16.14	15	9:29.27	15	11:43.41	31	13:58.44 *1			71	17:37.65	22	19:32.30	22	21:35.70
52	2:44.55	55	5:08.84	55	7:31.72	35	9:30.64	35	11:44.35	15	13:58.76			46	18:02.80	71	19:40.61	171	21:36.98
15	2:44.56	52	5:09.64	52	7:32.50	52	9:53.00	52	12:09.86	35	13:58.98			21	18:04.41			55	21:47.70 *1
17	2:46.07	17	5:10.61	17	7:33.86	55	9:53.87	17	12:10.86	72	14:04.92 *1			34	18:07.88			71	21:48.89
31	2:59.39	70	5:34.69	70	8:03.06	17	9:54.82											31	22:06.11 *2
70	3:00.12	31	5:44.40																



## RACE 6 – ALL-COMERS SHORT SCRATCH RACE FOR PRE-WAR CARS (VSCC SET 5)

### RESULT

Pl	No	Cl	Name	Car	Lap	Time	Behind	MPH	Best Lap on	MPH	Handicap
1	198	C	Tony SEBER	Wolseley Hornet Special	6	13:38.30		57.74	2:13.85	3	58.83
2	11	D	Julian GRIMWADE	Frazer Nash Norris Special	6	13:43.82	5.52	57.35	2:14.73	6	58.44
3	5	B	Robert COBDEN	Riley Falcon Special	6	13:46.90	8.60	57.14	2:15.80	4	57.98
4	19	A	Christian PEDERSEN	Austin 7 Special	6	14:18.27	39.97	55.05	2:20.86	6	55.90 13.11
5	192	B	Richard ILIFFE	Riley TT Sprite Replica	6	14:59.69	1:21.39	52.51	2:25.74	5	54.03 25.25
6	12	B	Terry CRABB	ERA R12C	6	15:04.79	1:26.49	52.22	2:24.72	5	54.41 36.47
7	116	A	Geoff TOMS	Fiat 508S	6	15:14.58	1:36.28	51.66	2:29.48	5	52.68 17.70*
8	113	A	David SPENCE	Austin 7 Special	5	14:25.50	1 Lap	45.49	2:49.22	5	46.53 19.40

### AWARDS

#### Race Winner & 1<sup>st</sup> Class C


198	C	Tony SEBER	Wolseley Hornet Special	
2 <sup>nd</sup>	11	D Julian GRIMWADE	Frazer Nash Norris Special	(& 1 <sup>st</sup> Class D)
3 <sup>rd</sup>	5	B Robert COBDEN	Riley Falcon Special	(& 1 <sup>st</sup> Class B)

#### Other Capacity Class Winners


19	A	Christian PEDERSEN	Austin 7 Special	(1 <sup>st</sup> Class A)
----	---	--------------------	------------------	---------------------------

#### First on Handicap

116	A	Geoff TOMS	Fiat 508S
-----	---	------------	-----------



# RACE GRID



## SCRATCH RACE FOR PRE-WAR CARS (VSCC SET 5)

### RACE 6

ROW 6	<b>113</b> 02:40.370 David SPENCE	<b>116</b> 02:19.420 Geoff TOMS
ROW 5	<b>192</b> 02:17.800 Richard ILIFFE	<b>93</b> 02:11.110 Rodney SEBER
ROW 4	<b>198</b> 02:04.780 Tony SEBER	<b>12</b> 02:00.760 Terry CRABB
ROW 3	<b>33</b> 01:59.860 Michael JAMES	<b>5</b> 01:59.580 Robert COBDEN
ROW 2	<b>19</b> 01:56.810 Christian PEDERSEN	<b>7</b> 01:56.620 Julian WILTON
ROW 1	<b>11</b> 01:56.070 Julian GRIMWADE	<b>3</b> 01:51.330 Mark GILLIES

Grid Used: Yellow Markings

**POLE**



# SCRATCH RACE FOR PRE-WAR CARS (VSCC SET 5)

## LAP TIMES - RACE 6

---

<b>5</b>	<b>Robert COBDEN</b>										
	<b>Lap</b>	<b>1</b>	<b>2</b>	<b>3</b>	<b>4</b>	<b>5</b>	<b>6</b>	<b>7</b>	<b>8</b>	<b>9</b>	<b>10</b>
	1	2:18.59	2:16.48	2:16.44	2:15.80	2:17.52	2:18.01				

---

<b>11</b>	<b>Julian GRIMWADE</b>										
	<b>Lap</b>	<b>1</b>	<b>2</b>	<b>3</b>	<b>4</b>	<b>5</b>	<b>6</b>	<b>7</b>	<b>8</b>	<b>9</b>	<b>10</b>
	1	2:19.45	2:15.94	2:16.59	2:16.04	2:18.61	2:14.73				

---

<b>12</b>	<b>Terry CRABB</b>										
	<b>Lap</b>	<b>1</b>	<b>2</b>	<b>3</b>	<b>4</b>	<b>5</b>	<b>6</b>	<b>7</b>	<b>8</b>	<b>9</b>	<b>10</b>
	1	2:32.95	2:30.88	2:29.58	2:30.93	2:24.72	2:30.26				

---

<b>19</b>	<b>Christian PEDERSEN</b>										
	<b>Lap</b>	<b>1</b>	<b>2</b>	<b>3</b>	<b>4</b>	<b>5</b>	<b>6</b>	<b>7</b>	<b>8</b>	<b>9</b>	<b>10</b>
	1	2:25.62	2:23.41	2:21.59	2:21.24	2:21.94	2:20.86				

---

<b>113</b>	<b>David SPENCE</b>										
	<b>Lap</b>	<b>1</b>	<b>2</b>	<b>3</b>	<b>4</b>	<b>5</b>	<b>6</b>	<b>7</b>	<b>8</b>	<b>9</b>	<b>10</b>
	1	2:53.73	2:51.00	2:51.30	2:52.91	2:49.22					

---

<b>116</b>	<b>Geoff TOMS</b>										
	<b>Lap</b>	<b>1</b>	<b>2</b>	<b>3</b>	<b>4</b>	<b>5</b>	<b>6</b>	<b>7</b>	<b>8</b>	<b>9</b>	<b>10</b>
	1	2:35.75	2:31.72	2:29.79	2:29.66	2:29.48	2:32.00				

---

<b>192</b>	<b>Richard ILIFFE</b>										
	<b>Lap</b>	<b>1</b>	<b>2</b>	<b>3</b>	<b>4</b>	<b>5</b>	<b>6</b>	<b>7</b>	<b>8</b>	<b>9</b>	<b>10</b>
	1	2:33.96	2:30.88	2:29.79	2:26.82	2:25.74	2:26.54				

---

<b>198</b>	<b>Tony SEBER</b>										
	<b>Lap</b>	<b>1</b>	<b>2</b>	<b>3</b>	<b>4</b>	<b>5</b>	<b>6</b>	<b>7</b>	<b>8</b>	<b>9</b>	<b>10</b>
	1	2:18.68	2:14.81	2:13.85	2:14.38	2:15.35	2:16.34				

---



# Lap Chart

## SCRATCH RACE FOR PRE-WAR CARS (VSCC SET 5) - RACE 6

Lap 1		Lap 2		Lap 3		Lap 4		Lap 5		Lap 6		Lap 7		Lap 8		Lap 9		Lap 10	
No	Time	No	Time	No	Time	No	Time	No	Time	No	Time	No	Time	No	Time	No	Time	No	Time
11	2:21.91	11	4:37.85	198	6:52.23	198	9:06.61	198	11:21.96	198	13:38.30								
5	2:22.65	198	4:38.38	11	6:54.44	11	9:10.48	5	11:28.89	11	13:43.82								
198	2:23.57	5	4:39.13	5	6:55.57	5	9:11.37	11	11:29.09	5	13:46.90								
19	2:29.23	19	4:52.64	19	7:14.23	19	9:35.47	113	11:36.28 *1	19	14:18.27								
12	2:38.42	12	5:09.30	12	7:38.88	192	10:07.41	19	11:57.41	113	14:25.50 *1								
192	2:39.92	192	5:10.80	192	7:40.59	12	10:09.81	192	12:33.15	192	14:59.69								
116	2:41.93	116	5:13.65	116	7:43.44	116	10:13.10	12	12:34.53	12	15:04.79								
113	3:01.07	113	5:52.07	113	8:43.37			116	12:42.58	116	15:14.58								



## RACE 7 – THE JOHN HOLLAND TROPHY RACE FOR VINTAGE RACING CARS (VSCC SET 1)

### RESULT

Pl	No	Cl	Name	Car	Lap	Time	Behind	MPH	Best Lap on	MPH	Handicap
1	10		Justin MAEERS	GN Parker	7	14:55.08		61.58	2:04.45	7	63.27
2	18		Dougal CAWLEY	GN/Ford Piglet	7	14:56.09	1.01	61.51	2:04.27	6	63.36
3	17		Chris HUDSON	Bugatti T35B	7	15:45.80	50.72	58.28	2:12.50	4	59.43
4	27		Mark WALKER	GN Thunderbug	7	16:07.60	1:12.52	56.97	2:14.18	7	58.68 28.34*
5	47		Nick HAYWARD-COOK	Riley 9 Monoposto	7	16:43.11	1:48.03	54.95	2:17.96	2	57.08 37.39
6	42		Bruce STOPS	Bugatti T35/44	7	17:00.32	2:05.24	54.02	2:20.55	6	56.02 36.47
7	26		Steven SMITH	Hotchkiss AM80	7	17:01.52	2:06.44	53.96	2:20.32	7	56.12 39.28
8	69		Angus FROST	Morgan Super Aero	6	15:09.12	1 Lap	51.97	2:25.50	2	54.12 36.12

#### NOT CLASSIFIED

44	Hughie WALKER	Frazer Nash Martyr Special	6	12:21.14	DNF	53.12	2:13.39	3	59.03
6	Tom WALKER	Amilcar Hispano Special	2	4:18.22	DNF	60.99	2:08.24	2	61.40

### AWARDS

#### Race Winner & Winner of the John Holland Trophy

10	Justin MAEERS	GN Parker	
2 <sup>nd</sup>	18	Dougal CAWLEY	GN/Ford Piglet
3 <sup>rd</sup>	17	Chris HUDSON	Bugatti T35B (& 1 <sup>st</sup> VSCC 'Standard' Car)

#### First Car up to 1100cc

47	Nick HAYWARD-COOK	Riley 9 Monoposto
----	-------------------	-------------------


#### First on Handicap

27	Mark WALKER	GN Thunderbug
----	-------------	---------------

**HAGERTY**<sup>®</sup>  
CLASSIC CAR INSURANCE



# RACE GRID




## JOHN HOLLAND TROPHY RACE (VSCC SET 1)

### RACE 7

ROW 6			<b>69</b> 02:20.300 Angus FROST	
ROW 5		<b>26</b> 02:18.500 Steven SMITH		<b>42</b> 02:13.340 Bruce STOPS
ROW 4	<b>47</b> 02:10.500 Nick HAYWARD-COOK		<b>27</b> 02:09.750 Mark WALKER	
ROW 3		<b>44</b> 02:03.800 Hughie WALKER		<b>34</b> 02:01.970 Tom WATERFIELD
ROW 2	<b>17</b> 02:00.720 Chris HUDSON		<b>18</b> 01:57.820 Dougal CAWLEY	
ROW 1		<b>6</b> 01:57.600 Tom WALKER		<b>10</b> 01:52.770 Justin MAEERS

Grid Used: Yellow Markings

**POLE**



# JOHN HOLLAND TROPHY RACE (VSCC SET 1)

## LAP TIMES - RACE 7

<b>6</b>	<b>Tom WALKER</b>										
	<b>Lap</b>	<b>1</b>	<b>2</b>	<b>3</b>	<b>4</b>	<b>5</b>	<b>6</b>	<b>7</b>	<b>8</b>	<b>9</b>	<b>10</b>
	1	2:07.43	2:08.24								
<b>10</b>	<b>Justin MAEERS</b>										
	<b>Lap</b>	<b>1</b>	<b>2</b>	<b>3</b>	<b>4</b>	<b>5</b>	<b>6</b>	<b>7</b>	<b>8</b>	<b>9</b>	<b>10</b>
	1	2:13.20	2:08.10	2:10.62	2:06.43	2:05.02	2:04.73	2:04.45			
<b>17</b>	<b>Chris HUDSON</b>										
	<b>Lap</b>	<b>1</b>	<b>2</b>	<b>3</b>	<b>4</b>	<b>5</b>	<b>6</b>	<b>7</b>	<b>8</b>	<b>9</b>	<b>10</b>
	1	2:16.33	2:14.28	2:14.47	2:12.50	2:13.46	2:16.76	2:14.20			
<b>18</b>	<b>Dougal CAWLEY</b>										
	<b>Lap</b>	<b>1</b>	<b>2</b>	<b>3</b>	<b>4</b>	<b>5</b>	<b>6</b>	<b>7</b>	<b>8</b>	<b>9</b>	<b>10</b>
	1	2:13.07	2:09.25	2:09.59	2:06.51	2:05.57	2:04.27	2:04.56			
<b>26</b>	<b>Steven SMITH</b>										
	<b>Lap</b>	<b>1</b>	<b>2</b>	<b>3</b>	<b>4</b>	<b>5</b>	<b>6</b>	<b>7</b>	<b>8</b>	<b>9</b>	<b>10</b>
	1	2:31.67	2:28.33	2:26.76	2:25.16	2:21.87	2:20.83	2:20.32			
<b>27</b>	<b>Mark WALKER</b>										
	<b>Lap</b>	<b>1</b>	<b>2</b>	<b>3</b>	<b>4</b>	<b>5</b>	<b>6</b>	<b>7</b>	<b>8</b>	<b>9</b>	<b>10</b>
	1	2:22.08	2:20.81	2:18.69	2:17.08	2:15.28	2:15.18	2:14.18			
<b>42</b>	<b>Bruce STOPS</b>										
	<b>Lap</b>	<b>1</b>	<b>2</b>	<b>3</b>	<b>4</b>	<b>5</b>	<b>6</b>	<b>7</b>	<b>8</b>	<b>9</b>	<b>10</b>
	1	2:25.53	2:38.35	2:26.13	2:21.61	2:21.72	2:20.55	2:20.79			
<b>44</b>	<b>Hughie WALKER</b>										
	<b>Lap</b>	<b>1</b>	<b>2</b>	<b>3</b>	<b>4</b>	<b>5</b>	<b>6</b>	<b>7</b>	<b>8</b>	<b>9</b>	<b>10</b>
	1	2:19.26	2:16.07	2:13.39	3:11.52	2:16.71					
<b>47</b>	<b>Nick HAYWARD-COOK</b>										
	<b>Lap</b>	<b>1</b>	<b>2</b>	<b>3</b>	<b>4</b>	<b>5</b>	<b>6</b>	<b>7</b>	<b>8</b>	<b>9</b>	<b>10</b>
	1	2:22.91	2:17.96	2:18.82	2:19.30	2:39.83	2:20.86	2:18.05			
<b>69</b>	<b>Angus FROST</b>										
	<b>Lap</b>	<b>1</b>	<b>2</b>	<b>3</b>	<b>4</b>	<b>5</b>	<b>6</b>	<b>7</b>	<b>8</b>	<b>9</b>	<b>10</b>
	1	2:31.18	2:25.50	2:36.25	2:31.63	2:30.04	2:27.74				

# Lap Chart

## JOHN HOLLAND TROPHY RACE (VSCC SET 1) - RACE 7

Lap 1		Lap 2		Lap 3		Lap 4		Lap 5		Lap 6		Lap 7		Lap 8		Lap 9		Lap 10		
No	Time	No	Time	No	Time	No	Time	No	Time	No	Time	No	Time	No	Time	No	Time	No	Time	
6	2:09.98	6	4:18.22	10	6:34.45	10	8:40.88	10	10:45.90	10	12:50.63	10	14:55.08							
10	2:15.73	10	4:23.83	18	6:35.18	18	8:41.69	18	10:47.26	18	12:51.53	18	14:56.09							
18	2:16.34	18	4:25.59	17	6:48.88	17	9:01.38	17	11:14.84	17	13:31.60	69	15:09.12 *1							
17	2:20.13	17	4:34.41	44	6:52.91	27	9:22.96	27	11:38.24	27	13:53.42	17	15:45.80							
44	2:23.45	44	4:39.52	47	7:05.07	47	9:24.37	47	12:04.20	47	14:25.06	27	16:07.60							
27	2:26.38	47	4:46.25	27	7:05.88	42	9:57.26	42	12:18.98	42	14:39.53	47	16:43.11							
47	2:28.29	27	4:47.19	26	7:33.34	26	9:58.50	26	12:20.37	26	14:41.20	42	17:00.32							
42	2:31.17	69	5:03.46	42	7:35.65	44	10:04.43	44	12:21.14			26	17:01.52							
69	2:37.96	26	5:06.58	69	7:39.71	69	10:11.34	69	12:41.38											
26	2:38.25	42	5:09.52																	



## RACE 8 ÆALL-COMERS HANDICAP RACE FOR PRE-WAR CARS (VSCC SET 6)

### RESULT

Pl	No	Cl	Name	Car	Lap	Time	Behind	MPH	Best Lap on	MPH
1	113		David SPENCE	Austin 7 Special	6	14:15.15		47.71	2:42.66	2 48.41
2	101		Robert MOORE	Austin 7	6	14:28.07	12.92	51.60	2:28.12	5 53.16
3	196		Charles GILLETT	Austin AD Tourer	6	14:28.32	13.17	54.41	2:21.13	5 55.79
4	61		Dennis BINGHAM	Riley Falcon Special	6	14:34.75	19.60	55.93	2:18.26	4 56.95
5	93		Rodney SEBER	MG PB	6	14:36.82	21.67	58.20	2:11.58	6 59.84
6	98		David SEBER	Wolseley Hornet Special	6	14:43.29	28.14	61.49	2:01.28	6 64.93
7	32		Richard ILIFFE	Riley Elf	6	14:46.77	31.62	60.43	2:05.88	6 62.55
8	10		Justin MAEERS	GN Parker	6	14:49.50	34.35	64.13	2:00.68	7 65.25
9	117		Richard LAKE	Aston Martin 15/98 Speed	6	15:06.35	51.20	56.15	2:16.14	4 57.84
NOT CLASSIFIED										
	112		Ian FYFE	Alvis 12/70 Special	2	3:38.29	DNF	46.79	2:43.07	1 48.29

### AWARDS

#### Race Winner

	113	David SPENCE	Austin 7 Special
2 <sup>nd</sup>	101	Robert MOORE	Austin 7
3 <sup>rd</sup>	196	Charles GILLETT	Austin AD Tourer
4 <sup>th</sup>	61	Dennis BINGHAM	Riley Falcon Special

# RACE NUMBER 8: 6 LAPS

Drop Number	Grid Row	Cars are shown with their number of credit laps ie how many laps they will start with.			Secs	
6	8			98	1.55	
5	7				97	1.45
	6	101		32		
4	5		117		93	1.05
3	4			112		0.50
2	3				113	0.30
	2	61		10		
1	1		114		196	0.00

## Front Of Grid

Issue No 1

Car 10 will race for 7 laps. Cars 97, 101, 112, 113, and 114 will race for 5 laps

Signed

Handicapper

CoC

# ALLCOMERS PRE-WAR HANDICAP RACE

## LAP TIMES - RACE 8

---

**10 Justin MAEERS**

Lap	1	2	3	4	5	6	7	8	9	10
1	2:02.15	2:02.05	2:02.15	2:01.68	2:02.70	2:00.68				

---

**32 Richard ILIFFE**

Lap	1	2	3	4	5	6	7	8	9	10
1	2:13.24	2:09.99	2:09.36	2:08.67	2:09.66	2:05.88				

---

**61 Dennis BINGHAM**

Lap	1	2	3	4	5	6	7	8	9	10
1	2:26.40	2:20.44	2:19.60	2:18.26	2:18.72	2:18.79				

---

**93 Rodney SEBER**

Lap	1	2	3	4	5	6	7	8	9	10
1	2:21.10	2:15.07	2:13.37	2:13.33	2:12.63	2:11.58				

---

**98 David SEBER**

Lap	1	2	3	4	5	6	7	8	9	10
1	2:14.96	2:10.01	2:07.09	2:03.82	2:06.03	2:01.28				

---

**101 Robert MOORE**

Lap	1	2	3	4	5	6	7	8	9	10
1		2:35.40	2:30.88	2:32.71	2:30.25	2:28.12				

---

**112 Ian FYFE**

Lap	1	2	3	4	5	6	7	8	9	10
1		2:43.07								

---

**113 David SPENCE**

Lap	1	2	3	4	5	6	7	8	9	10
1		2:48.80	2:42.66	2:42.99	2:43.40	2:43.23				

---

**117 Richard LAKE**

Lap	1	2	3	4	5	6	7	8	9	10
1	2:27.71	2:19.09	2:17.16	2:16.14	2:19.09	2:17.21				

---

**196 Charles GILLET**

Lap	1	2	3	4	5	6	7	8	9	10
1	2:30.63	2:24.21	2:23.03	2:22.34	2:21.13	2:24.02				





## RACE 9 – THE TRIPLE-M REGISTER MG vs AUSTIN 7 CHALLENGE

### RESULT

Pl	No	Cl	Name	Car	Lap	Time	Behind	MPH	Best Lap on	MPH	Handicap	
1	19		Christian PEDERSEN	Austin 7 Special	3	6:11.20		63.64	2:00.37	3	65.42	
2	51		Thomas HARDMAN	MG Bellevue KN	3	6:13.76	2.56	63.20	2:00.67	3	65.25	
3	31		Harry PAINTER	MG PA	3	6:16.37	5.17	62.76	2:01.31	3	64.91	
4	28		Mike PAINTER	MG Kayne	3	6:22.59	11.39	61.74	2:03.96	3	63.52	10.71
5	46		Charles JONES	MG L Magna	3	6:29.25	18.05	60.69	2:07.12	2	61.94	7.89
6	45		Mark ELDER	Austin Sports Special	3	6:45.38	34.18	58.27	2:12.58	2	59.39	7.64*
7	52		Nick HAYWARD-COOK	Austin 7 Monoposto	3	6:51.78	40.58	57.37	2:14.15	2	58.70	9.33
8	75		Roger TUSHINGHAM	MG N Type Special	3	7:04.45	53.25	55.66	2:17.78	2	57.15	11.11
9	58		Mark DOLTON	MG PB	3	7:21.28	1:10.08	53.53	2:22.74	3	55.17	13.06
10	43		John GILLETT	MG K3	3	7:21.87	1:10.67	53.46	2:24.30	3	54.57	8.97
11	4		John SKEAVINGTON	Austin Ulster Replica	3	7:23.33	1:12.13	53.29	2:22.50	3	55.26	15.83
12	193		John SEBER	MG PB	3	7:24.08	1:12.88	53.20	2:22.40	3	55.30	16.88
13	110		Christopher SMITH	MG NB	3	7:30.64	1:19.44	52.42	2:25.22	3	54.22	14.98
14	89		Chris CADMAN	MG Montlhery Midget	3	7:45.73	1:34.53	50.72	2:28.82	3	52.91	19.27
15	101		Robert MOORE	Austin 7	3	7:46.32	1:35.12	50.66	2:28.68	3	52.96	20.28
16	59		Andy KING	MG PB Cream Cracker	3	7:57.68	1:46.48	49.45	2:34.16	2	51.08	15.20
17	106		Christopher EDMONDSON	MG C Type	3	8:06.40	1:55.20	48.57	2:35.71	2	50.57	19.27
18	71		Anne BOURSOT	MG PA 2 Seater	3	9:01.20	2:50.00	43.65	2:54.94	2	45.01	16.38

#### NOT CLASSIFIED

38	Nicholas POWELL	Austin/MG LA Special	3	7:10.05	NCF	54.93	2:15.68	3	58.04
85	Andrew MORLAND	MG LI 4 Seater	2	5:36.68	DNF	46.78	2:50.62	2	46.15

### AWARDS

#### Race Winner & 1<sup>st</sup> Austin 7

1 <sup>st</sup>	19	Christian PEDERSEN	Austin 7 Special	
2 <sup>nd</sup>	51	Thomas HARDMAN	MG Bellevue KN	(& 1 <sup>st</sup> MG)
3 <sup>rd</sup>	31	Harry PAINTER	MG PA	

#### First on Handicap

45	Mark ELDER	Austin Sports Special
----	------------	-----------------------



# RACE GRID

## MMM MG REGISTER WITH AUSTIN INVITATION

### RACE 9

ROW 12					
ROW 11			<b>71</b>	02:57.100 Anne BOURSOT	
ROW 10	<b>96</b>	02:40.690 Philip PARKINSON	<b>59</b>	02:38.130 Andy KING	
ROW 9		<b>106</b>	02:35.520 Christopher EDMONDSO	<b>89</b>	02:35.100 Chris CADMAN
ROW 8	<b>193</b>	02:26.050 John SEBER	<b>101</b>	02:25.520 Robert MOORE	
ROW 7		<b>110</b>	02:23.570 Christopher SMITH	<b>85</b>	02:22.790 Andrew MORLAND
ROW 6	<b>4</b>	02:19.850 John SKEAVINGTON	<b>38</b>	02:19.060 Nicholas POWELL	
ROW 5		<b>58</b>	02:16.910 Mark DOLTON	<b>45</b>	02:14.600 Mark ELDER
ROW 4	<b>43</b>	02:14.410 John GILLETT	<b>75</b>	02:14.140 Roger TUSHINGHAM	
ROW 3		<b>52</b>	02:12.150 Nick HAYWARD-COOK	<b>46</b>	02:05.970 Charles JONES
ROW 2	<b>51</b>	02:01.800 Thomas HARDMAN	<b>31</b>	02:00.050 Harry PAINTER	
ROW 1		<b>28</b>	01:59.600 Mike PAINTER	<b>19</b>	01:56.810 Christian PEDERSEN

Grid Used: Yellow Markings

POLE

# MMM MG REGISTER WITH AUSTIN INVITATION

## LAP TIMES - RACE 9

<b>4</b>	<b>John SKEAVINGTON</b>										
	<b>Lap</b>	<b>1</b>	<b>2</b>	<b>3</b>	<b>4</b>	<b>5</b>	<b>6</b>	<b>7</b>	<b>8</b>	<b>9</b>	<b>10</b>
	1	2:37.36	2:23.47	2:22.50							
<b>19</b>	<b>Christian PEDERSEN</b>										
	<b>Lap</b>	<b>1</b>	<b>2</b>	<b>3</b>	<b>4</b>	<b>5</b>	<b>6</b>	<b>7</b>	<b>8</b>	<b>9</b>	<b>10</b>
	1	2:08.28	2:02.55	2:00.37							
<b>28</b>	<b>Mike PAINTER</b>										
	<b>Lap</b>	<b>1</b>	<b>2</b>	<b>3</b>	<b>4</b>	<b>5</b>	<b>6</b>	<b>7</b>	<b>8</b>	<b>9</b>	<b>10</b>
	1	2:13.93	2:04.70	2:03.96							
<b>31</b>	<b>Harry PAINTER</b>										
	<b>Lap</b>	<b>1</b>	<b>2</b>	<b>3</b>	<b>4</b>	<b>5</b>	<b>6</b>	<b>7</b>	<b>8</b>	<b>9</b>	<b>10</b>
	1	2:12.05	2:03.01	2:01.31							
<b>38</b>	<b>Nicholas POWELL</b>										
	<b>Lap</b>	<b>1</b>	<b>2</b>	<b>3</b>	<b>4</b>	<b>5</b>	<b>6</b>	<b>7</b>	<b>8</b>	<b>9</b>	<b>10</b>
	1	2:34.63	2:19.74	2:15.68							
<b>43</b>	<b>John GILLETT</b>										
	<b>Lap</b>	<b>1</b>	<b>2</b>	<b>3</b>	<b>4</b>	<b>5</b>	<b>6</b>	<b>7</b>	<b>8</b>	<b>9</b>	<b>10</b>
	1	2:33.11	2:24.46	2:24.30							
<b>45</b>	<b>Mark ELDER</b>										
	<b>Lap</b>	<b>1</b>	<b>2</b>	<b>3</b>	<b>4</b>	<b>5</b>	<b>6</b>	<b>7</b>	<b>8</b>	<b>9</b>	<b>10</b>
	1	2:20.22	2:12.58	2:12.58							
<b>46</b>	<b>Charles JONES</b>										
	<b>Lap</b>	<b>1</b>	<b>2</b>	<b>3</b>	<b>4</b>	<b>5</b>	<b>6</b>	<b>7</b>	<b>8</b>	<b>9</b>	<b>10</b>
	1	2:14.98	2:07.12	2:07.15							
<b>51</b>	<b>Thomas HARDMAN</b>										
	<b>Lap</b>	<b>1</b>	<b>2</b>	<b>3</b>	<b>4</b>	<b>5</b>	<b>6</b>	<b>7</b>	<b>8</b>	<b>9</b>	<b>10</b>
	1	2:10.58	2:02.51	2:00.67							
<b>52</b>	<b>Nick HAYWARD-COOK</b>										
	<b>Lap</b>	<b>1</b>	<b>2</b>	<b>3</b>	<b>4</b>	<b>5</b>	<b>6</b>	<b>7</b>	<b>8</b>	<b>9</b>	<b>10</b>
	1	2:22.97	2:14.15	2:14.66							
<b>58</b>	<b>Mark DOLTON</b>										
	<b>Lap</b>	<b>1</b>	<b>2</b>	<b>3</b>	<b>4</b>	<b>5</b>	<b>6</b>	<b>7</b>	<b>8</b>	<b>9</b>	<b>10</b>
	1	2:34.00	2:24.54	2:22.74							
<b>59</b>	<b>Andy KING</b>										
	<b>Lap</b>	<b>1</b>	<b>2</b>	<b>3</b>	<b>4</b>	<b>5</b>	<b>6</b>	<b>7</b>	<b>8</b>	<b>9</b>	<b>10</b>
	1	2:48.78	2:34.16	2:34.74							
<b>71</b>	<b>Anne BOURSOT</b>										
	<b>Lap</b>	<b>1</b>	<b>2</b>	<b>3</b>	<b>4</b>	<b>5</b>	<b>6</b>	<b>7</b>	<b>8</b>	<b>9</b>	<b>10</b>
	1	3:10.54	2:54.94								

---

<b>75</b>	<b>Roger TUSHINGHAM</b>										
	<b>Lap</b>	<b>1</b>	<b>2</b>	<b>3</b>	<b>4</b>	<b>5</b>	<b>6</b>	<b>7</b>	<b>8</b>	<b>9</b>	<b>10</b>
	1	2:28.42	2:17.78	2:18.25							

---

<b>85</b>	<b>Andrew MORLAND</b>										
	<b>Lap</b>	<b>1</b>	<b>2</b>	<b>3</b>	<b>4</b>	<b>5</b>	<b>6</b>	<b>7</b>	<b>8</b>	<b>9</b>	<b>10</b>
	1	2:46.06	2:50.62								

---

<b>89</b>	<b>Chris CADMAN</b>										
	<b>Lap</b>	<b>1</b>	<b>2</b>	<b>3</b>	<b>4</b>	<b>5</b>	<b>6</b>	<b>7</b>	<b>8</b>	<b>9</b>	<b>10</b>
	1	2:45.97	2:30.94	2:28.82							

---

<b>101</b>	<b>Robert MOORE</b>										
	<b>Lap</b>	<b>1</b>	<b>2</b>	<b>3</b>	<b>4</b>	<b>5</b>	<b>6</b>	<b>7</b>	<b>8</b>	<b>9</b>	<b>10</b>
	1	2:47.47	2:30.17	2:28.68							

---

<b>106</b>	<b>Christopher EDMONDSON</b>										
	<b>Lap</b>	<b>1</b>	<b>2</b>	<b>3</b>	<b>4</b>	<b>5</b>	<b>6</b>	<b>7</b>	<b>8</b>	<b>9</b>	<b>10</b>
	1	2:51.17	2:35.71	2:39.52							

---

<b>110</b>	<b>Christopher SMITH</b>										
	<b>Lap</b>	<b>1</b>	<b>2</b>	<b>3</b>	<b>4</b>	<b>5</b>	<b>6</b>	<b>7</b>	<b>8</b>	<b>9</b>	<b>10</b>
	1	2:39.81	2:25.61	2:25.22							

---

<b>193</b>	<b>John SEBER</b>										
	<b>Lap</b>	<b>1</b>	<b>2</b>	<b>3</b>	<b>4</b>	<b>5</b>	<b>6</b>	<b>7</b>	<b>8</b>	<b>9</b>	<b>10</b>
	1	2:38.47	2:23.21	2:22.40							

---

# Lap Chart

## MMM MG REGISTER WITH AUSTIN INVITATION - RACE 9

Lap 1		Lap 2		Lap 3		Lap 4		Lap 5		Lap 6		Lap 7		Lap 8		Lap 9		Lap 10	
No	Time	No	Time	No	Time	No	Time	No	Time	No	Time	No	Time	No	Time	No	Time	No	Time
19	2:08.28	19	4:10.83	19	6:11.20														
51	2:10.58	51	4:13.09	51	6:13.76														
31	2:12.05	31	4:15.06	31	6:16.37														
28	2:13.93	28	4:18.63	28	6:22.59														
46	2:14.98	46	4:22.10	46	6:29.25														
45	2:20.22	45	4:32.80	45	6:45.38														
52	2:22.97	52	4:37.12	52	6:51.78														
75	2:28.42	75	4:46.20	75	7:04.45														
43	2:33.11	38	4:54.37	38	7:10.05														
58	2:34.00	43	4:57.57	58	7:21.28														
38	2:34.63	58	4:58.54	43	7:21.87														
4	2:37.36	4	5:00.83	4	7:23.33														
193	2:38.47	193	5:01.68	193	7:24.08														
110	2:39.81	110	5:05.42	110	7:30.64														
89	2:45.97	89	5:16.91	89	7:45.73														
85	2:46.06	101	5:17.64	101	7:46.32														
101	2:47.47	59	5:22.94	59	7:57.68														
59	2:48.78	106	5:26.88	106	8:06.40														
106	2:51.17	85	5:36.68																
71	3:10.54	71	6:05.48																



## RACE 10 – RACE FOR FRAZER NASH / GN CARS

### RESULT

Pl	No	Cl	Name	Car	Lap	Time	Behind	MPH	Best Lap on	MPH	Handicap
1	10		Justin MAEERS	GN Parker	7	13:32.58		67.83	1:52.71	3	69.86
2	194		Charles GILLETT	Frazer Nash Super Sports	7	13:42.27	9.69	67.03	1:55.32	3	68.28
3	11		Julian GRIMWADE	Frazer Nash Norris Special	7	14:01.72	29.14	65.48	1:52.57	2	69.95
4	18		Dougal CAWLEY	GN/Ford Piglet	7	14:02.03	29.45	65.46	1:57.38	3	67.08 20.37
5	27		Mark WALKER	GN Thunderbug	7	15:06.97	1:34.39	60.77	2:06.62	4	62.19 20.63
6	35		Jo BLAKENEY-EDWARDS	Frazer Nash Super Sports	7	15:18.76	1:46.18	59.99	2:09.18	4	60.96 14.50*
7	49		Paul WAINE	Frazer Nash TT Rep	7	15:27.06	1:54.48	59.46	2:09.98	4	60.58 17.20
8	48		Christopher BATTY	Frazer Nash Super Sports	7	15:38.94	2:06.36	58.70	2:11.58	2	59.84 17.88
9	79		David JOHNSON	Frazer Nash Super Sports	6	14:16.24	1 Lap	55.18	2:17.87	6	57.11 29.02
10	84		Alistair PUGH	Frazer Nash Super Sports	6	14:18.14	1 Lap	55.06	2:18.48	6	56.86 27.26
11	63		Andy NEWBOUND	Frazer Nash Ulster 100	6	14:21.15	1 Lap	54.86	2:17.09	6	57.44 38.61
12	54		Steven PRYKE	Frazer Nash Slug	6	14:21.95	1 Lap	54.81	2:19.29	5	56.53 26.21
13	76		Adam GENTILLI	Frazer Nash TT Rep	6	14:30.95	1 Lap	54.25	2:21.24	3	55.75 23.51
14	40		Mark GROVES	Frazer Nash TT Rep	6	14:34.90	1 Lap	54.00	2:22.55	3	55.24 19.60
15	70		Yushan NG	Frazer Nash Ganger Hartley	6	15:00.63	1 Lap	52.46	2:26.12	5	53.89 23.91
16	44		Hughie WALKER	Frazer Nash Martyr Special	6	15:07.84	1 Lap	52.04	2:07.13	4	61.94 145.06
17	81		Dennis JOHNSON	Frazer Nash Colmore	6	15:20.72	1 Lap	51.31	2:30.15	2	52.44 19.82
18	86		Phillip TILLYARD	Frazer Nash TT Rep	6	15:37.82	1 Lap	50.38	2:33.32	4	51.36 17.90
19	108		Annabel JONES	Frazer Nash Boulogne	6	15:38.88	1 Lap	50.32	2:31.99	6	51.81 26.94

### AWARDS

#### Race Winner

1 <sup>st</sup>	10	Justin MAEERS	GN Parker
2 <sup>nd</sup>	194	Charles GILLETT	Frazer Nash Super Sports
3 <sup>rd</sup>	11	Julian GRIMWADE	Frazer Nash Norris Special

#### First on Handicap

35	Jo BLAKENEY-EDWARDS	Frazer Nash Super Sports
----	---------------------	--------------------------



# RACE GRID


## FN / GN CARS

### RACE 10

ROW 12		
ROW 11	<b>114</b> 02:49.900 Andy CAWLEY	<b>108</b> 02:41.600 Annabel JONES
ROW 10	<b>70</b> 02:37.190 Yushan NG	<b>81</b> 02:31.740 Dennis JOHNSON
ROW 9	<b>86</b> 02:27.340 Phillip TILLYARD	<b>40</b> 02:26.860 Mark GROVES
ROW 8	<b>76</b> 02:23.120 Adam GENTILLI	<b>84</b> 02:22.920 Alistair PUGH
ROW 7	<b>63</b> 02:21.320 Andy NEWBOUND	<b>197</b> 02:20.210 George PARKINSON
ROW 6	<b>79</b> 02:18.860 David JOHNSON	<b>49</b> 02:16.320 Paul WAINE
ROW 5	<b>54</b> 02:16.270 Steven PRYKE	<b>48</b> 02:14.240 Christopher BATTY
ROW 4	<b>35</b> 02:10.200 Jo BLAKENEY-EDWARD	<b>27</b> 02:09.750 Mark WALKER
ROW 3	<b>44</b> 02:03.800 Hughie WALKER	<b>34</b> 02:01.970 Tom WATERFIELD
ROW 2	<b>18</b> 01:57.820 Dougal CAWLEY	<b>11</b> 01:56.070 Julian GRIMWADE
ROW 1	<b>194</b> 01:54.480 Charles GILLETT	<b>10</b> 01:52.770 Justin MAEERS

Grid Used: Yellow Markings

POLE



# FN / GN CARS

## LAP TIMES - RACE 10

---

**10 Justin MAEERS**

Lap	1	2	3	4	5	6	7	8	9	10
1	1:58.28	1:53.45	1:52.71	1:57.58	1:57.00	1:56.96	1:54.37			

---

**11 Julian GRIMWADE**

Lap	1	2	3	4	5	6	7	8	9	10
1	1:56.35	1:52.57	1:54.24	1:57.34	1:58.38	2:19.58	1:59.92			

---

**18 Dougal CAWLEY**

Lap	1	2	3	4	5	6	7	8	9	10
1	2:01.59	1:58.58	1:57.38	1:59.61	1:58.72	2:03.30	1:59.40			

---

**27 Mark WALKER**

Lap	1	2	3	4	5	6	7	8	9	10
1	2:14.31	2:09.18	2:07.83	2:06.62	2:07.08	2:10.18	2:07.21			

---

**35 Jo BLAKENEY-EDWARDS**

Lap	1	2	3	4	5	6	7	8	9	10
1	2:13.38	2:09.68	2:09.47	2:09.18	2:09.26	2:09.72	2:13.54			

---

**40 Mark GROVES**

Lap	1	2	3	4	5	6	7	8	9	10
1	2:27.63	2:25.09	2:22.55	2:22.70	2:24.82	2:23.50				

---

**44 Hughie WALKER**

Lap	1	2	3	4	5	6	7	8	9	10
1	2:19.53	2:15.82	2:12.02	2:07.13	2:10.76	2:08.21				

---

**48 Christopher BATTY**

Lap	1	2	3	4	5	6	7	8	9	10
1	2:16.55	2:11.58	2:13.53	2:13.03	2:12.80	2:13.75	2:12.59			

---

**49 Paul WAINE**

Lap	1	2	3	4	5	6	7	8	9	10
1	2:16.12	2:11.87	2:10.80	2:09.98	2:10.56	2:10.51	2:11.10			

---

**54 Steven PRYKE**

Lap	1	2	3	4	5	6	7	8	9	10
1	2:24.44	2:27.10	2:24.38	2:21.31	2:19.29	2:19.73				

---

**63 Andy NEWBOUND**

Lap	1	2	3	4	5	6	7	8	9	10
1	2:26.95	2:26.64	2:21.66	2:21.21	2:20.49	2:17.09				

---

**70 Yushan NG**

Lap	1	2	3	4	5	6	7	8	9	10
1	2:29.98	2:26.28	2:27.50	2:28.03	2:26.12	2:33.99				

---

**76 Adam GENTILLI**

Lap	1	2	3	4	5	6	7	8	9	10
1	2:27.32	2:23.82	2:21.24	2:25.01	2:22.64	2:22.80				



<b>79</b>	<b>David JOHNSON</b>									
<b>Lap</b>	<b>1</b>	<b>2</b>	<b>3</b>	<b>4</b>	<b>5</b>	<b>6</b>	<b>7</b>	<b>8</b>	<b>9</b>	<b>10</b>
1	2:25.89	2:21.04	2:22.56	2:23.06	2:19.78	2:17.87				
<b>81</b>	<b>Dennis JOHNSON</b>									
<b>Lap</b>	<b>1</b>	<b>2</b>	<b>3</b>	<b>4</b>	<b>5</b>	<b>6</b>	<b>7</b>	<b>8</b>	<b>9</b>	<b>10</b>
1	2:34.26	2:30.15	2:30.36	2:31.75	2:32.48	2:32.76				
<b>84</b>	<b>Alistair PUGH</b>									
<b>Lap</b>	<b>1</b>	<b>2</b>	<b>3</b>	<b>4</b>	<b>5</b>	<b>6</b>	<b>7</b>	<b>8</b>	<b>9</b>	<b>10</b>
1	2:24.41	2:20.95	2:23.03	2:22.81	2:21.29	2:18.48				
<b>86</b>	<b>Phillip TILLYARD</b>									
<b>Lap</b>	<b>1</b>	<b>2</b>	<b>3</b>	<b>4</b>	<b>5</b>	<b>6</b>	<b>7</b>	<b>8</b>	<b>9</b>	<b>10</b>
1	2:34.15	2:35.08	2:35.48	2:33.32	2:36.56	2:34.76				
<b>108</b>	<b>Annabel JONES</b>									
<b>Lap</b>	<b>1</b>	<b>2</b>	<b>3</b>	<b>4</b>	<b>5</b>	<b>6</b>	<b>7</b>	<b>8</b>	<b>9</b>	<b>10</b>
1	2:37.91	2:35.89	2:34.50	2:33.95	2:35.13	2:31.99				
<b>194</b>	<b>Charles GILLETT</b>									
<b>Lap</b>	<b>1</b>	<b>2</b>	<b>3</b>	<b>4</b>	<b>5</b>	<b>6</b>	<b>7</b>	<b>8</b>	<b>9</b>	<b>10</b>
1	2:00.87	1:55.43	1:55.32	1:55.87	1:57.69	1:58.83	1:55.68			

# Lap Chart

## FN / GN CARS - RACE 10

Lap 1		Lap 2		Lap 3		Lap 4		Lap 5		Lap 6		Lap 7		Lap 8		Lap 9		Lap 10		
No	Time	No	Time	No	Time	No	Time	No	Time	No	Time	No	Time	No	Time	No	Time	No	Time	
11	1:59.69	11	3:52.26	11	5:46.50	11	7:43.84	10	9:41.25	10	11:38.21	10	13:32.58							
10	2:00.51	10	3:53.96	10	5:46.67	10	7:44.25	11	9:42.22	194	11:46.59	194	13:42.27							
194	2:03.45	194	3:58.88	194	5:54.20	194	7:50.07	54	9:42.93 *1	79	11:58.37 *1	11	14:01.72							
18	2:05.04	18	4:03.62	18	6:01.00	86	7:53.18 *1	63	9:43.57 *1	84	11:59.66 *1	18	14:02.03							
35	2:17.91	44	4:13.90 *1	44	6:29.72 *1	108	7:57.81 *1	76	9:45.51 *1	11	12:01.80	79	14:16.24 *1							
27	2:18.87	35	4:27.59	27	6:35.88	18	8:00.61	40	9:46.58 *1	54	12:02.22 *1	84	14:18.14 *1							
48	2:21.66	27	4:28.05	35	6:37.06	44	8:41.74 *1	194	9:47.76	18	12:02.63	63	14:21.15 *1							
49	2:22.24	48	4:33.24	49	6:44.91	27	8:42.50	18	9:59.33	63	12:04.06 *1	54	14:21.95 *1							
54	2:30.14	49	4:34.11	48	6:46.77	35	8:46.24	70	10:00.52 *1	76	12:08.15 *1	76	14:30.95 *1							
84	2:31.58	84	4:52.53	79	7:15.53	49	8:54.89	81	10:15.48 *1	40	12:11.40 *1	40	14:34.90 *1							
79	2:31.93	79	4:52.97	84	7:15.56	48	8:59.80	86	10:26.50 *1	70	12:26.64 *1	70	15:00.63 *1							
63	2:34.06	54	4:57.24	76	7:20.50	84	9:38.37	108	10:31.76 *1	81	12:47.96 *1	27	15:06.97							
76	2:35.44	76	4:59.26	54	7:21.62	79	9:38.59	44	10:48.87 *1	44	12:59.63 *1	44	15:07.84 *1							
40	2:36.24	63	5:00.70	63	7:22.36			27	10:49.58	27	12:59.76	35	15:18.76							
70	2:38.71	40	5:01.33	40	7:23.88			35	10:55.50	86	13:03.06 *1	81	15:20.72 *1							
86	2:42.62	70	5:04.99	70	7:32.49			49	11:05.45	35	13:05.22	49	15:27.06							
81	2:43.22	81	5:13.37	81	7:43.73			48	11:12.60	108	13:06.89 *1	86	15:37.82 *1							
108	2:47.42	86	5:17.70							49	13:15.96	108	15:38.88 *1							
		108	5:23.31							48	13:26.35	48	15:38.94							



## RACE 11 – THE SPERO & VOITURETTE TROPHIES RACE FOR VINTAGE & PVT CARS UP TO 1100cc

### RESULT

Pl	No	Cl	Name	Car	Lap	Time	Behind	MPH	Best Lap on	MPH	Handicap
1	19	S	Christian PEDERSEN	Austin 7 Special	6	12:32.80		62.76	2:02.44	4	64.31
2	47	S	Nick HAYWARD-COOK	Riley 9 Monoposto	6	12:50.94	18.14	61.28	2:06.42	2	62.29
3	45	V	Mark ELDER	Austin Sports Special	6	12:51.93	19.13	61.20	2:05.92	6	62.53
4	93		Rodney SEBER	MG PB	6	12:53.40	20.60	61.09	2:06.01	6	62.49 17.34
5	4	S	John SKEAVINGTON	Austin Ulster Replica	6	13:36.87	1:04.07	57.84	2:12.55	6	59.41 21.57
6	38	S	Nicholas POWELL	Austin/MG LA Special	6	13:38.81	1:06.01	57.70	2:12.51	6	59.42 23.75
7	69	S	Angus FROST	Morgan Super Aero	6	14:16.08	1:43.28	55.19	2:18.54	2	56.84 24.84
8	87	V	Matt SHEPHERD	Austin 7	6	14:40.53	2:07.73	53.66	2:23.77	3	54.77 17.91
9	115	S	Clive TEMPLE	Riley Brooklands	6	14:41.59	2:08.79	53.59	2:23.68	6	54.80 19.51
10	101	V	Robert MOORE	Austin 7	5	12:37.61	1 Lap	51.97	2:28.54	4	53.01 14.91*
11	113	V	David SPENCE	Austin 7 Special	5	13:43.34	1 Lap	47.82	2:40.45	5	49.08 21.09
NOT CLASSIFIED											
	58		Mark DOLTON	MG PB	3	7:01.83	DNF	56.00	2:16.55	2	57.67

### AWARDS

#### Race Winner & Winner of the Spero Trophy

19	S	Christian PEDERSEN	Austin 7 Special	
2 <sup>nd</sup>	47	S	Nick HAYWARD-COOK	Riley 9 Monoposto

#### 3<sup>rd</sup> Place & Winner of the Voiturette Trophy


45	V	Mark ELDER	Austin Sports Special
----	---	------------	-----------------------

#### First on Handicap

101	V	Robert MOORE	Austin 7
-----	---	--------------	----------




# RACE GRID



## SPERO & VOITURETTE TROPHY RACE

### RACE 11

ROW 8		<b>73</b> 02:56.050 David ASPLIN	
ROW 7		<b>113</b> 02:40.370 David SPENCE	<b>111</b> 02:32.980 Mike DAVIES-COLLEY
ROW 6	<b>101</b> 02:25.520 Robert MOORE		<b>115</b> 02:24.570 Clive TEMPLE
ROW 5		<b>87</b> 02:20.990 Matt SHEPHERD	<b>69</b> 02:20.300 Angus FROST
ROW 4	<b>4</b> 02:19.850 John SKEAVINGTON		<b>38</b> 02:19.060 Nicholas POWELL
ROW 3		<b>58</b> 02:16.910 Mark DOLTON	<b>83</b> 02:16.290 Simon EDWARDS
ROW 2	<b>45</b> 02:14.600 Mark ELDER		<b>93</b> 02:11.110 Rodney SEBER
ROW 1		<b>47</b> 02:10.500 Nick HAYWARD-COOK	<b>19</b> 01:56.810 Christian PEDERSEN
Grid Used: Yellow Markings			<b>POLE</b>



# SPERO & VOITURETTE TROPHY RACE

## LAP TIMES - RACE 11

<b>4</b>	<b>John SKEAVINGTON</b>									
<b>Lap</b>	<b>1</b>	<b>2</b>	<b>3</b>	<b>4</b>	<b>5</b>	<b>6</b>	<b>7</b>	<b>8</b>	<b>9</b>	<b>10</b>
1	2:18.88	2:15.28	2:13.21	2:16.12	2:16.06	2:12.55				
<b>19</b>	<b>Christian PEDERSEN</b>									
<b>Lap</b>	<b>1</b>	<b>2</b>	<b>3</b>	<b>4</b>	<b>5</b>	<b>6</b>	<b>7</b>	<b>8</b>	<b>9</b>	<b>10</b>
1	2:06.81	2:06.61	2:04.82	2:02.44	2:05.50	2:04.17				
<b>38</b>	<b>Nicholas POWELL</b>									
<b>Lap</b>	<b>1</b>	<b>2</b>	<b>3</b>	<b>4</b>	<b>5</b>	<b>6</b>	<b>7</b>	<b>8</b>	<b>9</b>	<b>10</b>
1	2:20.23	2:14.86	2:14.94	2:17.97	2:12.90	2:12.51				
<b>45</b>	<b>Mark ELDER</b>									
<b>Lap</b>	<b>1</b>	<b>2</b>	<b>3</b>	<b>4</b>	<b>5</b>	<b>6</b>	<b>7</b>	<b>8</b>	<b>9</b>	<b>10</b>
1	2:11.94	2:06.48	2:07.01	2:09.29	2:08.04	2:05.92				
<b>47</b>	<b>Nick HAYWARD-COOK</b>									
<b>Lap</b>	<b>1</b>	<b>2</b>	<b>3</b>	<b>4</b>	<b>5</b>	<b>6</b>	<b>7</b>	<b>8</b>	<b>9</b>	<b>10</b>
1	2:11.39	2:06.42	2:06.50	2:06.68	2:08.70	2:08.36				
<b>58</b>	<b>Mark DOLTON</b>									
<b>Lap</b>	<b>1</b>	<b>2</b>	<b>3</b>	<b>4</b>	<b>5</b>	<b>6</b>	<b>7</b>	<b>8</b>	<b>9</b>	<b>10</b>
1	2:22.24	2:16.55	2:19.12							
<b>69</b>	<b>Angus FROST</b>									
<b>Lap</b>	<b>1</b>	<b>2</b>	<b>3</b>	<b>4</b>	<b>5</b>	<b>6</b>	<b>7</b>	<b>8</b>	<b>9</b>	<b>10</b>
1	2:21.15	2:18.54	2:21.09	2:25.42	2:23.15	2:20.63				
<b>87</b>	<b>Matt SHEPHERD</b>									
<b>Lap</b>	<b>1</b>	<b>2</b>	<b>3</b>	<b>4</b>	<b>5</b>	<b>6</b>	<b>7</b>	<b>8</b>	<b>9</b>	<b>10</b>
1	2:28.96	2:25.43	2:23.77	2:25.28	2:25.10	2:26.58				
<b>93</b>	<b>Rodney SEBER</b>									
<b>Lap</b>	<b>1</b>	<b>2</b>	<b>3</b>	<b>4</b>	<b>5</b>	<b>6</b>	<b>7</b>	<b>8</b>	<b>9</b>	<b>10</b>
1	2:13.76	2:07.55	2:07.72	2:07.22	2:07.71	2:06.01				
<b>101</b>	<b>Robert MOORE</b>									
<b>Lap</b>	<b>1</b>	<b>2</b>	<b>3</b>	<b>4</b>	<b>5</b>	<b>6</b>	<b>7</b>	<b>8</b>	<b>9</b>	<b>10</b>
1	2:36.42	2:28.89	2:28.73	2:28.54	2:28.58					
<b>113</b>	<b>David SPENCE</b>									
<b>Lap</b>	<b>1</b>	<b>2</b>	<b>3</b>	<b>4</b>	<b>5</b>	<b>6</b>	<b>7</b>	<b>8</b>	<b>9</b>	<b>10</b>
1	2:47.31	2:41.56	2:42.67	2:43.24	2:40.45					
<b>115</b>	<b>Clive TEMPLE</b>									
<b>Lap</b>	<b>1</b>	<b>2</b>	<b>3</b>	<b>4</b>	<b>5</b>	<b>6</b>	<b>7</b>	<b>8</b>	<b>9</b>	<b>10</b>
1	2:31.39	2:25.14	2:24.34	2:25.54	2:24.01	2:23.68				

# Lap Chart

## SPERO & VOITURETTE TROPHY RACE - RACE 11

Lap 1		Lap 2		Lap 3		Lap 4		Lap 5		Lap 6		Lap 7		Lap 8		Lap 9		Lap 10	
No	Time	No	Time	No	Time	No	Time	No	Time	No	Time	No	Time	No	Time	No	Time	No	Time
19	2:09.26	19	4:15.87	19	6:20.69	19	8:23.13	19	10:28.63	19	12:32.80								
47	2:14.28	47	4:20.70	47	6:27.20	47	8:33.88	47	10:42.58	101	12:37.61 *1								
45	2:15.19	45	4:21.67	45	6:28.68	45	8:37.97	45	10:46.01	47	12:50.94								
93	2:17.19	93	4:24.74	93	6:32.46	93	8:39.68	93	10:47.39	45	12:51.93								
4	2:23.65	4	4:38.93	4	6:52.14	4	9:08.26	113	11:02.89 *1	93	12:53.40								
38	2:25.63	38	4:40.49	38	6:55.43	38	9:13.40	4	11:24.32	4	13:36.87								
58	2:26.16	58	4:42.71	58	7:01.83	69	9:32.30	38	11:26.30	38	13:38.81								
69	2:27.25	69	4:45.79	69	7:06.88	87	9:48.85	69	11:55.45	113	13:43.34 *1								
87	2:34.37	87	4:59.80	87	7:23.57	115	9:53.90	87	12:13.95	69	14:16.08								
115	2:38.88	115	5:04.02	115	7:28.36	101	10:09.03	115	12:17.91	87	14:40.53								
101	2:42.87	101	5:11.76	101	7:40.49					115	14:41.59								
113	2:55.42	113	5:36.98	113	8:19.65														



## RACE 12 – THE MELVILLE TROPHY RACE FOR SPECIAL PRE-WAR SPORTS-CARS (VSCC SET 4)

### RESULT

Pl	No	Cl	Name	Car	Lap	Time	Behind	MPH	Best Lap on	MPH	Handicap	
1	10	D	Justin MAEERS	GN Parker	7	13:48.30		66.55	1:54.92	2	68.52	
2	94	B	Edward WILLIAMS	Frazer Nash Super Sports	7	14:06.85	18.55	65.09	1:56.88	2	67.37	
3	98	B	David SEBER	Wolseley Hornet Special	7	14:15.06	26.76	64.46	1:59.50	3	65.89	
4	32	D	Richard ILIFFE	Riley Elf	7	14:17.13	28.83	64.31	1:59.35	2	65.98	21.68
5	25	B	Mark GILLIES	Aston Martin Speed Model	7	14:41.92	53.62	62.50	2:02.15	2	64.46	26.87
6	30	D	Mark BRETT	Ballamy-Ford (LMB) V8 Special	7	14:46.34	58.04	62.19	2:02.74	3	64.15	27.16
7	46	B	Charles JONES	MG L Magna	7	14:53.26	1:04.96	61.71	2:03.46	2	63.78	29.04
8	18	D	Dougal CAWLEY	GN/Ford Piglet	7	15:18.50	1:30.20	60.01	1:58.86	3	66.25	86.48
9	50	D	Jeffrey EDWARDS	Alvis Sports Special	7	15:41.16	1:52.86	58.57	2:12.41	5	59.47	14.29*
10	34	D	Tom WATERFIELD	Fraser Nash Supersports	7	15:41.38	1:53.08	58.55	2:09.94	2	60.60	31.80
11	61	B	Dennis BINGHAM	Riley Falcon Special	7	15:44.91	1:56.61	58.33	2:12.30	4	59.52	18.81
12	60	B	Colin WOLSTENHOLME	Riley Racing MPH	7	15:47.17	1:58.87	58.19	2:10.85	2	60.18	31.22
13	92	B	Stephen RIDDINGTON	Riley TT Sprite Replica	6	14:15.62	1 Lap	55.22	2:17.57	2	57.24	30.20
14	67	B	Michael NEW	Riley 12/4	6	15:02.47	1 Lap	52.35	2:26.41	2	53.78	24.01

#### NOT CLASSIFIED

29	B	Tim RIDES	The Jones Riley	6	13:23.56	DNF	58.80	2:09.73	6	60.70
70	B	Yushan NG	Frazer Nash Ganger Hartley Special	4	10:16.86	DNF	51.06	2:28.85	4	52.90
22	B	Andrew MITCHELL	HRG 1 ½ Litre	4	8:27.54	DNF	62.06	2:03.64	2	63.69
95	B	George ALLEN-ELBOURN	Riley 12/4	3	6:50.22	DNF	57.59	2:11.65	3	59.81
55	B	Glenn BURNAGE	Riley 12/4	0		Starter				

### AWARDS

#### Race Winner, Winner of the Melville Trophy, First Vintage Car & 1<sup>st</sup> Car over 3000cc

10	D	Justin MAEERS	GN Parker	
2 <sup>nd</sup>	94	B Edward WILLIAMS	Frazer Nash Super Sports	(& 2 <sup>nd</sup> Vintage Car and 1 <sup>st</sup> Car 1101-2000cc)
3 <sup>rd</sup>	98	B David SEBER	Wolseley Hornet Special	

#### Other Vintage Cars

3 <sup>rd</sup>	18	D Dougal CAWLEY	GN/Ford Piglet
-----------------	----	-----------------	----------------

#### First on Handicap

50	D Jeffrey EDWARDS	Alvis Sports Special
----	-------------------	----------------------

# RACE GRID

## MELVILLE TROPHY RACE (VSCC SET 4)

### RACE 12

ROW 12		
ROW 11		<b>29</b> Tim RIDES
ROW 10	<b>112</b> 02:39.440 Ian FYFE	<b>70</b> 02:37.190 Yushan NG
ROW 9	<b>55</b> 02:25.910 Glenn BURNAGE	<b>92</b> 02:21.360 Stephen RIDDINGTON
ROW 8	<b>67</b> 02:18.170 Michael NEW	<b>61</b> 02:17.090 Dennis BINGHAM
ROW 7	<b>95</b> 02:16.060 George ALLEN-ELBOUR	<b>60</b> 02:15.210 Colin WOLSTENHOLME
ROW 6	<b>50</b> 02:13.520 Jeffrey EDWARDS	<b>30</b> 02:08.260 Mark BRETT
ROW 5	<b>22</b> 02:07.590 Andrew MITCHELL	<b>46</b> 02:05.970 Charles JONES
ROW 4	<b>94</b> 02:04.700 Edward WILLIAMS	<b>25</b> 02:04.690 Mark GILLIES
ROW 3	<b>98</b> 02:02.330 David SEBER	<b>34</b> 02:01.970 Tom WATERFIELD
ROW 2	<b>32</b> 02:01.290 Richard ILIFFE	<b>33</b> 01:59.860 Michael JAMES
ROW 1	<b>18</b> 01:57.820 Dougal CAWLEY	<b>10</b> 01:52.770 Justin MAEERS

Grid Used: Yellow Markings

POLE



# MELVILLE TROPHY RACE (VSCC SET 4)

## LAP TIMES - RACE 12

<b>10</b>	<b>Justin MAEERS</b>										
	<b>Lap</b>	<b>1</b>	<b>2</b>	<b>3</b>	<b>4</b>	<b>5</b>	<b>6</b>	<b>7</b>	<b>8</b>	<b>9</b>	<b>10</b>
	1	2:00.98	1:54.92	1:55.78	1:56.11	1:58.13	1:59.75	2:00.55			
<b>18</b>	<b>Dougal CAWLEY</b>										
	<b>Lap</b>	<b>1</b>	<b>2</b>	<b>3</b>	<b>4</b>	<b>5</b>	<b>6</b>	<b>7</b>	<b>8</b>	<b>9</b>	<b>10</b>
	1	3:12.94	1:59.64	1:58.86	1:59.18	2:00.66	2:03.36	2:01.53			
<b>22</b>	<b>Andrew MITCHELL</b>										
	<b>Lap</b>	<b>1</b>	<b>2</b>	<b>3</b>	<b>4</b>	<b>5</b>	<b>6</b>	<b>7</b>	<b>8</b>	<b>9</b>	<b>10</b>
	1	2:05.74	2:03.64	2:05.80	2:07.40						
<b>25</b>	<b>Mark GILLIES</b>										
	<b>Lap</b>	<b>1</b>	<b>2</b>	<b>3</b>	<b>4</b>	<b>5</b>	<b>6</b>	<b>7</b>	<b>8</b>	<b>9</b>	<b>10</b>
	1	2:07.71	2:02.15	2:04.21	2:02.82	2:03.55	2:07.88	2:08.70			
<b>29</b>	<b>Tim RIDES</b>										
	<b>Lap</b>	<b>1</b>	<b>2</b>	<b>3</b>	<b>4</b>	<b>5</b>	<b>6</b>	<b>7</b>	<b>8</b>	<b>9</b>	<b>10</b>
	1	2:16.48	2:13.46	2:13.17	2:10.39	2:12.54	2:09.73				
<b>30</b>	<b>Mark BRETT</b>										
	<b>Lap</b>	<b>1</b>	<b>2</b>	<b>3</b>	<b>4</b>	<b>5</b>	<b>6</b>	<b>7</b>	<b>8</b>	<b>9</b>	<b>10</b>
	1	2:10.06	2:03.51	2:02.74	2:05.40	2:04.83	2:04.31	2:09.84			
<b>32</b>	<b>Richard ILIFFE</b>										
	<b>Lap</b>	<b>1</b>	<b>2</b>	<b>3</b>	<b>4</b>	<b>5</b>	<b>6</b>	<b>7</b>	<b>8</b>	<b>9</b>	<b>10</b>
	1	2:02.17	1:59.35	2:01.99	2:02.65	2:02.89	2:02.55	2:02.18			
<b>34</b>	<b>Tom WATERFIELD</b>										
	<b>Lap</b>	<b>1</b>	<b>2</b>	<b>3</b>	<b>4</b>	<b>5</b>	<b>6</b>	<b>7</b>	<b>8</b>	<b>9</b>	<b>10</b>
	1	2:16.84	2:09.94	2:11.79	2:10.37	2:17.38	2:12.15	2:14.50			
<b>46</b>	<b>Charles JONES</b>										
	<b>Lap</b>	<b>1</b>	<b>2</b>	<b>3</b>	<b>4</b>	<b>5</b>	<b>6</b>	<b>7</b>	<b>8</b>	<b>9</b>	<b>10</b>
	1	2:08.27	2:03.46	2:03.68	2:05.98	2:04.89	2:09.81	2:11.70			
<b>50</b>	<b>Jeffrey EDWARDS</b>										
	<b>Lap</b>	<b>1</b>	<b>2</b>	<b>3</b>	<b>4</b>	<b>5</b>	<b>6</b>	<b>7</b>	<b>8</b>	<b>9</b>	<b>10</b>
	1	2:15.55	2:12.82	2:12.67	2:13.67	2:12.41	2:13.51	2:14.80			
<b>60</b>	<b>Colin WOLSTENHOLME</b>										
	<b>Lap</b>	<b>1</b>	<b>2</b>	<b>3</b>	<b>4</b>	<b>5</b>	<b>6</b>	<b>7</b>	<b>8</b>	<b>9</b>	<b>10</b>
	1	2:17.67	2:10.85	2:12.95	2:13.46	2:12.22	2:18.66	2:15.29			
<b>61</b>	<b>Dennis BINGHAM</b>										
	<b>Lap</b>	<b>1</b>	<b>2</b>	<b>3</b>	<b>4</b>	<b>5</b>	<b>6</b>	<b>7</b>	<b>8</b>	<b>9</b>	<b>10</b>
	1	2:17.05	2:13.92	2:14.72	2:12.30	2:12.98	2:12.80	2:14.63			
<b>67</b>	<b>Michael NEW</b>										
	<b>Lap</b>	<b>1</b>	<b>2</b>	<b>3</b>	<b>4</b>	<b>5</b>	<b>6</b>	<b>7</b>	<b>8</b>	<b>9</b>	<b>10</b>
	1	2:27.65	2:26.41	2:30.29	2:29.51	2:29.96	2:30.73				

---

<b>70</b>	<b>Yushan NG</b>										
	<b>Lap</b>	<b>1</b>	<b>2</b>	<b>3</b>	<b>4</b>	<b>5</b>	<b>6</b>	<b>7</b>	<b>8</b>	<b>9</b>	<b>10</b>
	1	2:33.49	2:30.52	2:34.21	2:28.85						

---

<b>92</b>	<b>Stephen RIDDINGTON</b>										
	<b>Lap</b>	<b>1</b>	<b>2</b>	<b>3</b>	<b>4</b>	<b>5</b>	<b>6</b>	<b>7</b>	<b>8</b>	<b>9</b>	<b>10</b>
	1	2:21.83	2:17.57	2:21.42	2:21.73	2:24.64	2:20.71				

---

<b>94</b>	<b>Edward WILLIAMS</b>										
	<b>Lap</b>	<b>1</b>	<b>2</b>	<b>3</b>	<b>4</b>	<b>5</b>	<b>6</b>	<b>7</b>	<b>8</b>	<b>9</b>	<b>10</b>
	1	2:00.06	1:56.88	1:58.58	2:00.21	2:01.64	2:02.84	2:02.95			

---

<b>95</b>	<b>George ALLEN-ELBOURN</b>										
	<b>Lap</b>	<b>1</b>	<b>2</b>	<b>3</b>	<b>4</b>	<b>5</b>	<b>6</b>	<b>7</b>	<b>8</b>	<b>9</b>	<b>10</b>
	1	2:19.02	2:12.13	2:11.65							

---

<b>98</b>	<b>David SEBER</b>										
	<b>Lap</b>	<b>1</b>	<b>2</b>	<b>3</b>	<b>4</b>	<b>5</b>	<b>6</b>	<b>7</b>	<b>8</b>	<b>9</b>	<b>10</b>
	1	2:03.26	2:00.33	1:59.50	2:00.31	2:02.14	2:03.81	2:02.06			

---

# Lap Chart

## MELVILLE TROPHY RACE (VSCC SET 4) - RACE 12

Lap 1		Lap 2		Lap 3		Lap 4		Lap 5		Lap 6		Lap 7		Lap 8		Lap 9		Lap 10	
No	Time	No	Time	No	Time	No	Time	No	Time	No	Time	No	Time	No	Time	No	Time	No	Time
10	2:03.06	10	3:57.98	10	5:53.76	10	7:49.87	10	9:48.00	10	11:47.75	10	13:48.30						
94	2:03.75	94	4:00.63	94	5:59.21	94	7:59.42	94	10:01.06	92	11:54.91 *1	94	14:06.85						
32	2:05.52	32	4:04.87	98	6:06.74	98	8:07.05	67	10:01.78 *1	94	12:03.90	98	14:15.06						
98	2:06.91	98	4:07.24	32	6:06.86	32	8:09.51	98	10:09.19	98	12:13.00	92	14:15.62 *1						
22	2:10.70	22	4:14.34	25	6:18.97	25	8:21.79	32	10:12.40	32	12:14.95	32	14:17.13						
25	2:12.61	25	4:14.76	22	6:20.14	46	8:26.86	70	10:16.86 *1	67	12:31.74 *1	25	14:41.92						
46	2:13.74	46	4:17.20	46	6:20.88	30	8:27.36	25	10:25.34	25	12:33.22	30	14:46.34						
30	2:15.71	30	4:19.22	30	6:21.96	22	8:27.54	46	10:31.75	30	12:36.50	46	14:53.26						
50	2:21.28	50	4:34.10	50	6:46.77	34	8:57.35	30	10:32.19	46	12:41.56	67	15:02.47 *1						
61	2:23.56	60	4:34.59	34	6:46.98	50	9:00.44	50	11:12.85	18	13:16.97	18	15:18.50						
60	2:23.74	34	4:35.19	60	6:47.54	60	9:01.00	60	11:13.22	29	13:23.56	50	15:41.16						
29	2:24.27	61	4:37.48	95	6:50.22	29	9:01.29	18	11:13.61	50	13:26.36	34	15:41.38						
34	2:25.25	29	4:37.73	29	6:50.90	61	9:04.50	29	11:13.83	34	13:26.88	61	15:44.91						
95	2:26.44	95	4:38.57	61	6:52.20	18	9:12.95	34	11:14.73	61	13:30.28	60	15:47.17						
92	2:29.55	92	4:47.12	92	7:08.54	92	9:30.27	61	11:17.48	60	13:31.88								
67	2:35.57	67	5:01.98	18	7:13.77														
70	2:43.28	70	5:13.80	67	7:32.27														
18	3:15.27	18	5:14.91	70	7:48.01														