



Bonhams  
**HAGERTY.**  
CLASSIC CAR INSURANCE

THE VINTAGE SPORTS-CAR CLUB

# FORMULA VINTAGE ROUND 5

FEATURING THE SEAMAN MEMORIAL TROPHIES

SUNDAY 17 SEPTEMBER 2017

## RESULTS

THE VINTAGE SPORTS-CAR CLUB PRESENTS

# FORMULA VINTAGE

ROUND 5



# SNETTERTON

17 SEPTEMBER 2017

## SEAMAN MEMORIAL TROPHIES

OLIVIERO TOSCANI / GOTTSCHE LOWE / MCDONALD / MANNING VAN PELT / MARK HANAUER



OUR PRINCIPAL ASSOCIATES:  
Bonhams  
**HAGERTY.**  
CLASSIC CAR INSURANCE



THE VINTAGE SPORTS-CAR CLUB  
**FORMULA VINTAGE**



Snetterton  
MSV



**The Vintage Sports Car Club  
STANDARD & MODIFIED PRE-WAR CARS**

**RESULT - RACE 1**

Pl	No	Cl	Name	Car	Lap	Time	Behind	MPH	Best Lap on	MPH
<b>Handica</b>										
1	8		Iain STEWART	Morgan Super Aero	8	15:33.32		61.23	1:53.13	7 63.14
2	53		Sue DARBYSHIRE	Morgan Super Aero	8	15:33.51	0.19	61.22	1:53.97	7 62.68
3	43		Mike PRESTON	Bugatti T35B	8	15:38.76	5.44	60.88	1:52.83	7 63.31
4	3		Simon BLAKENEY-EDWARDS	Frazer Nash Super Sports	8	16:01.57	28.25	59.43	1:57.00	8 61.06 25.57
5	31		Trevor SWETE	Invicta S Type	8	16:05.21	31.89	59.21	1:57.12	7 60.99 28.25
6	54		Simon EDWARDS	Morgan Aero Supersport	8	16:08.03	34.71	59.04	1:58.07	8 60.50 23.47 *
7	42		Christopher MANN	Alfa Romeo RI Targa	8	16:47.80	1:14.48	56.71	2:02.91	4 58.12 24.52
8	48		David JOHNSON	Frazer Nash Super Sports	8	16:51.54	1:18.22	56.50	2:01.71	7 58.69 37.86
9	73		John GUYATT	Talbot Lago T150C	8	16:56.71	1:23.39	56.21	2:01.98	7 58.56 40.87
10	59		John POLSON	Talbot AV 105	8	17:01.78	1:28.46	55.93	2:03.78	6 57.71 31.54
11	62		Steven PRYKE	Frazer Nash TT Replica	8	17:06.04	1:32.72	55.70	2:04.59	4 57.34 29.32
12	60		Barry FOSTER	MG Monthery	8	17:20.76	1:47.44	54.91	2:06.35	5 56.54 29.96
13	27		Andrew BAKER	Riley Brooklands	8	17:22.49	1:49.17	54.82	2:06.49	7 56.47 30.57
14	22		Duncan POTTER	MG Monthery Midget	8	17:22.68	1:49.36	54.81	2:06.96	5 56.27 27.00
15	46		John REEVE	Riley Brooklands	7	15:42.11	1 Lap	53.08	2:10.05	3 54.93 31.76
16	18		Ian STANDING	Riley Brooklands	7	15:42.32	1 Lap	53.07	2:07.96	6 55.83 46.60
17	29		Chris CADMAN	MG Monthery Midget	7	16:07.37	1 Lap	51.69	2:12.76	7 53.81 38.05
18	41		Mark REECE	MG J4 Sports	7	16:17.79	1 Lap	51.14	2:14.05	6 53.29 39.44
19	67		Andy KING	MG Pb Cream Cracker	7	16:22.67	1 Lap	50.89	2:15.06	7 52.89 37.25
20	50		David LAMB	Riley Brooklands	7	16:37.87	1 Lap	50.11	2:17.85	6 51.82 32.92
21	65		Hamish McNINCH	MG PA 2Str	7	16:41.77	1 Lap	49.92	2:17.76	4 51.85 37.45
22	57		Chris GUEST	Bentley 4.5 Le Mans	7	16:48.94	1 Lap	49.56	2:16.17	4 52.46 55.75
23	56		Roland WOODTLI	Riley Brooklands	7	17:12.18	1 Lap	48.45	2:21.64	3 50.43 40.70

**AWARDS**

**Winner of the Redgate Mug, First Vintage, First Unsupercharged, First Class B**

1	8	Iain STEWART	Morgan Super Aero	
2	53	Sue DARBYSHIRE	Morgan Super Aero	
3	43	Mike PRESTON	Bugatti T35B	First Standard Car

**OTHER AWARDS**

5	31	Trevor SWETE	Invicta S Type	First Class E, Second Standard Car
6	54	Simon EDWARDS	Morgan Aero Supersport	First Class A
10	59	John POLSON	Talbot AV 105	First Class D
7	42	Christopher MANN	Alfa Romeo RI Targa	Third Standard Car

**Start Time : 13:05**

**Snetterton17 Sep 17 13:47**

Clerk of Course:

Time Issued:

Chief Timekeeper:

THESE RESULTS ARE PROVISIONAL UNTIL THE CONCLUSION OF ANY JUDICIAL AND TECHNICAL MATTERS

Timing by HS Sports Ltd - Results and Lap Times at [www.theresultslive.co.uk/vintage-sports-car-club](http://www.theresultslive.co.uk/vintage-sports-car-club)



The Vintage Sports Car Club

**DONINGTON MUG RACE FOR SPECIAL PRE-WAR SPORTS CARS**

**RESULT - RACE 2**

Pl	No	Cl	Name	Car	Lap	Time	Behind	MPH	Best Lap on	MPH	Handica
1	58		Patrick BLAKENEY-EDWARDS	Frazer Nash Super Sports	9	16:03.37		66.74	1:43.95	5	68.72
2	51		Edward WILLIAMS	Frazer Nash Super Sports	9	16:14.21	10.84	65.99	1:45.83	6	67.50
3	49		Dougal CAWLEY	GN/Ford Piglet	9	16:51.70	48.33	63.55	1:46.93	6	66.81
4	11		David LEWIS	Alvis Firebird/Speed 25	8	16:23.63	1 Lap	58.10	1:56.35	8	61.40 52.83
5	55		Christopher BATTY	Frazer Nash Super Sports	8	16:45.88	1 Lap	56.81	1:58.37	7	60.35 58.92
6	20		Colin WOLSTENHOLME	Riley Racing MPH	8	16:57.94	1 Lap	56.14	2:00.91	8	59.08 50.66
7	70		Nicholas MORLEY	Lagonda LG45 Open 2	8	17:57.01	1 Lap	53.06	2:08.65	8	55.53 47.81 *

**AWARD WINNERS**

Winner of the Donington Mug, Class B, First Vintage

1	58	Patrick BLAKENEY-EDWARDS	Frazer Nash Super Sports	
2	51	Edward WILLIAMS	Frazer Nash Super Sports	
3	49	Dougal CAWLEY	GN/Ford Piglet	First Class

Start Time : 13:32

Snetterton 17 Sep 17 13:56

Clerk of Course:

Time Issued:

Chief Timekeeper:

**THESE RESULTS ARE PROVISIONAL UNTIL THE CONCLUSION OF ANY JUDICIAL AND TECHNICAL MATTERS**

Timing by HS Sports Ltd - Results and Lap Times at [www.theresultslive.co.uk/vintage-sports-car-club](http://www.theresultslive.co.uk/vintage-sports-car-club)



The Vintage Sports Car Club

VINTAGE & HISTORIC SEAMAN, FLOCKHART & WILLIAMS TROPHIES RACE

RESULT - RACE 3

Pl	No	Cl	Name	Car	Lap	Time	Behind	MPH	Best Lap on	MPH	Handica
1	83	V	Patrick BLAKENEY-EDWARDS	Frazer Nash Shelsley	9	16:48.05		63.78	1:49.71	9	65.11
2	33		Frederick HARPER	Kurtis Indy-Roadster	9	16:51.74	3.69	63.55	1:47.86	2	66.23
3	21	P	Eddie GIBBS	Frazer Nash SS Racer	9	17:05.35	17.30	62.70	1:50.48	2	64.66
4	2	V	Tony LEES	AC/GN Cognac	9	17:25.13	37.08	61.52	1:52.52	2	63.49 32.45
5	4	P	Ian BAXTER	Alta 61 I.S. Single Seat	9	17:25.55	37.50	61.49	1:53.42	2	62.98 24.77
6	149		Mark GROVES	GN/Ford Piglet	9	17:58.40	1:10.35	59.62	1:55.38	2	61.91 39.98
7	63	W	Duncan RICKETTS	Riley Dixon	9	18:04.78	1:16.73	59.27	1:57.86	2	60.61 24.04 *
8	61	W	Stephen SHOOSMITH	Bugatti T51	9	18:16.33	1:28.28	58.64	1:57.81	8	60.64 36.04
9	7	P	Julian WILTON	Cooper Bristol	9	18:31.18	1:43.13	57.86	2:00.49	8	59.29 26.77
10	43	W	Mike PRESTON	Bugatti T35B	9	18:49.95	2:01.90	56.90	2:02.17	6	58.47 30.42
11	120	P	Christian PEDERSEN	Austin 7 Special	8	17:10.54	1 Lap	55.45	2:03.42	6	57.88 43.18

Winner of the Historic Seaman Trophy, First Class B

1	83	V	Patrick BLAKENEY-EDWARDS	Frazer Nash Shelsley
2	33		Frederick HARPER	Kurtis Indy-Roadster
3	21	P	Eddie GIBBS	Frazer Nash SS Racer

Winner of the Ron Flockhart Memorial Trophy, First Post-war F2 Car

Winner of the Vintage Seaman

4	2	V	Tony LEES	AC/GN Cognac
---	---	---	-----------	--------------

Winner of the Williams Monaco Trophy and The Bruton Trophy

7	63	W	Duncan RICKETTS	Riley Dixon
---	----	---	-----------------	-------------

Winner of the Kenneth Bear Trophy

10	43	W	Mike PRESTON	Bugatti T35B
----	----	---	--------------	--------------

Other Award Winners

11	120	P	Christian PEDERSEN	Austin 7 Special	First Class A
----	-----	---	--------------------	------------------	---------------

Start Time : 14:05

Snetterton17 Sep 17 14:30

Clerk of Course:

Time Issued:

Chief Timekeeper:

THESE RESULTS ARE PROVISIONAL UNTIL THE CONCLUSION OF ANY JUDICIAL AND TECHNICAL MATTERS

Timing by HS Sports Ltd - Results and Lap Times at [www.theresultslive.co.uk/vintage-sports-car-club](http://www.theresultslive.co.uk/vintage-sports-car-club)



The Vintage Sports Car Club

ARCHIE SCOTT BROWN 1950s TROPHY RACE

RESULT - RACE 4

PI	No	CI	Name	Car	Lap	Time	Behind	MPH	Best Lap on	MPH
1	114		Colin ELSTROP	Lotus Elite	16	31:13.21		61.02	1:54.09	10 62.61
2	79		Kelvin NEW	Elva Mk 3	16	31:57.68	44.47	59.60	1:53.86	9 62.74
3	74		Howard MAGUIRE	Playford MG	16	33:07.72	1:54.51	57.50	1:58.71	12 60.18
4	76		Stuart DEAN	MG Dick Jacobs Special	15	31:17.12	1 Lap	57.08	2:02.04	12 58.53
5	75		Christopher MANN	Alfa Romeo Disco Volante	15	31:20.98	1 Lap	56.97	1:55.66	15 61.76
6	72		John WATERSON	Lotus Elite 32	15	31:45.48	1 Lap	56.23	2:03.66	14 57.77
7	80		Dougal CAWLEY	Lotus Elite	15	31:56.69	1 Lap	55.90	2:04.72	15 57.28
8	78		Craig McWILLIAM	Kieft Climax 1100	13	31:52.70	3 Laps	48.55	2:10.93	12 54.56

Winner of the Archie Scott Brown Trophy

1	114		Colin ELSTROP	Lotus Elite
2	79		Kelvin NEW	Elva Mk 3
3	74		Howard MAGUIRE	Playford MG

Start Time : 14:38

Snetterton 17 Sep 17 15:20

Clerk of Course:

Time Issued:

Chief Timekeeper:

THESE RESULTS ARE PROVISIONAL UNTIL THE CONCLUSION OF ANY JUDICIAL AND TECHNICAL MATTERS

Timing by HS Sports Ltd - Results and Lap Times at [www.theresultslive.co.uk/vintage-sports-car-club](http://www.theresultslive.co.uk/vintage-sports-car-club)



The Vintage Sports Car Club

SCRATCH RACE FOR PRE-WAR CARS

RESULT - RACE 5

Pl	No	Cl	Name	Car	Lap	Time	Behind	MPH	Best Lap on	MPH	Handica
1	21		Eddie GIBBS	Frazer Nash SS Racer	7	12:20.82		67.50	1:43.24	7	69.19
2	4		Ian BAXTER	Alta 61 I.S. Single Seat	7	12:25.41	4.59	67.08	1:42.24	6	69.87
3	34		Julian GRIMWADE	Frazer Nash Single Seat	7	13:08.52	47.70	63.42	1:47.62	7	66.38
4	5		Tony SEBER	Wolseley Hornet Special	7	13:10.36	49.54	63.27	1:46.96	7	66.79 41.64
5	11		David LEWIS	Alvis Firebird/Speed 25	7	13:39.44	1:18.62	61.02	1:53.73	7	62.81 23.33
6	120		Christian PEDERSEN	Austin 7 Special	7	13:43.68	1:22.86	60.71	1:48.96	4	65.56 60.96
7	12		Hans VAN WORTEL	Riley Special	7	14:20.21	1:59.39	58.13	1:58.74	5	60.16 29.03
8	17		Geoff TOMS	Fiat 508S	6	13:08.69	1 Lap	54.34	2:07.42	4	56.06 24.17
9	81		Andrew CROYSBILL	Riley 12/4	6	13:32.15	1 Lap	52.77	2:12.33	4	53.98 18.17 *
10	28		David ASPLIN	Austin 7 Ulster Replica	6	13:53.64	1 Lap	51.41	2:14.30	5	53.19 27.84
11	30		Sharlie GODDARD	Morgan Le Mans Special	6	14:29.28	1 Lap	49.31	2:20.29	3	50.92 27.54

AWARD WINNERS

1	21	Eddie GIBBS	Frazer Nash SS Racer	First Class B
2	4	Ian BAXTER	Alta 61 I.S. Single Seat	First Class C
3	34	Julian GRIMWADE	Frazer Nash Single Seat	First Class D

Other Award Winners

10	28	David ASPLIN	Austin 7 Ulster Replica	First Class A
----	----	--------------	-------------------------	---------------

Start Time : 15:25

Snetterton 17 Sep 17 15:44

Clerk of Course:

Time Issued:

Chief Timekeeper:

THESE RESULTS ARE PROVISIONAL UNTIL THE CONCLUSION OF ANY JUDICIAL AND TECHNICAL MATTERS

Timing by HS Sports Ltd - Results and Lap Times at [www.theresultslive.co.uk/vintage-sports-car-club](http://www.theresultslive.co.uk/vintage-sports-car-club)



The Vintage Sports Car Club

**HANDICAP RACE FOR PRE-WAR CARS**

**RESULT - RACE 6**

PI	No	CI	Name	Car	Lap	Time	Behind	MPH	Best Lap on	MPH
1	5		Tony SEBER	Wolseley Hornet Special	4	8:59.70		64.99	1:46.73	3 66.93
2	26		Roger TUSHINGHAM	MG N Type Special	4	9:00.51	0.81	55.43	2:05.18	3 57.07
3	52		Jo BLAKENEY-EDWARDS	Frazer Nash Super Sports	4	9:06.47	6.77	58.74	1:56.87	3 61.12
4	198		Nick HAYWARD-COOK	Austin 7 Monoposto	4	9:09.78	10.08	56.61	2:02.39	4 58.37
5	64		Harry PAINTER	MG PA 2Str	4	9:10.33	10.63	63.45	1:50.15	3 64.85
6	29		Chris CADMAN	MG Montlhery Midget	4	9:11.81	12.11	51.78	2:13.56	4 53.49
7	36		Christopher EDMONDSON	MG C Type	4	9:36.86	37.16	49.53	2:20.69	2 50.77

**AWARD WINNERS**

1	5	Tony SEBER	Wolseley Hornet Special
2	26	Roger TUSHINGHAM	MG N Type Special
3	52	Jo BLAKENEY-EDWARDS	Frazer Nash Super Sports
4	198	Nick HAYWARD-COOK	Austin 7 Monoposto

Start Time : 15:50

Snetterton 17 Sep 17 16:02

Clerk of Course:

Time Issued:

Chief Timekeeper:

**THESE RESULTS ARE PROVISIONAL UNTIL THE CONCLUSION OF ANY JUDICIAL AND TECHNICAL MATTERS**

Timing by HS Sports Ltd - Results and Lap Times at [www.theresultslive.co.uk/vintage-sports-car-club](http://www.theresultslive.co.uk/vintage-sports-car-club)



The Vintage Sports Car Club

**GARRY WHYTE RILEY HANDICAP RACE**

**RESULT - RACE 7**

PI	No	CI	Name	Car	Lap	Time	Behind	MPH	Best Lap on	MPH
1	32		George ALLEN-ELBOURN	Riley 12/4	5	11:05.14		62.10	1:53.68	5 62.84
2	20		Colin WOLSTENHOLME	Riley Racing MPH	5	11:12.29	7.15	59.30	1:57.16	5 60.97
3	1		Robert COBDEN	Riley Falcon Special	5	11:15.57	10.43	67.44	1:43.49	4 69.03
4	27		Andrew BAKER	Riley Brooklands	5	11:16.17	11.03	54.85	2:07.32	3 56.11
5	37		Robert BARBET	Riley Sports	5	11:31.16	26.02	51.68	2:16.56	2 52.31
6	81		Andrew CROYS DILL	Riley 12/4	5	11:49.67	44.53	52.17	2:11.96	2 54.13
7	18		Ian STANDING	Riley Brooklands	5	11:52.85	47.71	54.71	2:07.65	4 55.96

**WINNER OF THE GARRY WHYTE TROPHY**

1	32		George ALLEN-ELBOURN	Riley 12/4
2	20		Colin WOLSTENHOLME	Riley Racing MPH
3	1		Robert COBDEN	Riley Falcon Special

Start Time : 16:08

Snetterton 17 Sep 17 16:22

Clerk of Course:

Time Issued:

Chief Timekeeper:

THESE RESULTS ARE PROVISIONAL UNTIL THE CONCLUSION OF ANY JUDICIAL AND TECHNICAL MATTERS

Timing by HS Sports Ltd - Results and Lap Times at [www.theresultslive.co.uk/vintage-sports-car-club](http://www.theresultslive.co.uk/vintage-sports-car-club)





The Vintage Sports Car Club

INTERMARQUE CHALLENGE RACE

RESULT - RACE 8

PI	No	CI	Name	Car	Lap	Time	Behind	MPH	Best Lap on	MPH
1	21		Eddie GIBBS	Frazer Nash SS Racer	7	11:59.42		69.51	1:39.72	7 71.64
2	34		Julian GRIMWADE	Frazer Nash Single Seat	7	12:03.53	4.11	69.11	1:40.72	3 70.92
3	51		Edward WILLIAMS	Frazer Nash Super Sports	7	12:07.57	8.15	68.73	1:40.62	3 70.99
4	120		Christian PEDERSEN	Austin 7 Special	7	12:31.47	32.05	66.54	1:42.91	7 69.41
5	64		Harry PAINTER	MG PA 2Str	7	12:31.49	32.07	66.54	1:44.67	7 68.25
6	66		Mike PAINTER	MG Kayne	7	13:04.30	1:04.88	63.76	1:48.29	7 65.97
7	55		Christopher BATTY	Frazer Nash Super Sports	7	13:35.54	1:36.12	61.31	1:53.53	6 62.92
8	26		Roger TUSHINGHAM	MG N Type Special	6	12:30.85	1 Lap	57.08	2:02.50	3 58.31
9	98		James RICKETTS	Austin 7 Monoposto	6	12:56.04	1 Lap	55.23	2:04.52	3 57.37
10	60		Barry FOSTER	MG Montlhery	6	12:56.45	1 Lap	55.20	2:05.75	6 56.81
11	68		Mark GROVES	Frazer Nash TT Rep	6	13:05.22	1 Lap	54.58	2:04.84	2 57.22
12	41		Mark REECE	MG J4 Sports	6	13:28.00	1 Lap	53.05	2:12.62	5 53.86
13	65		Hamish McNINCH	MG PA 2Str	6	13:40.58	1 Lap	52.23	2:13.38	2 53.56
14	67		Andy KING	MG Pb Cream Cracker	6	14:10.79	1 Lap	50.38	2:18.38	6 51.62
15	36		Christopher EDMONDSON	MG C Type	6	14:25.05	1 Lap	49.55	2:19.81	5 51.09
16	90		Brian WALTON	Riley Sports	5	14:29.19	2 Laps	41.09	2:46.68	5 42.86

TEAM PLACINGS

1st - MG - 82.46 mph  
2nd - Frazer Nash - 79.11 mph  
3rd - Riley - 41.09 mph  
4th - Austin - 40.59 mph

Start Time : 16:31

Snetterton 17 Sep 17 17:17

Clerk of Course:

Time Issued:

Chief Timekeeper:

THESE RESULTS ARE PROVISIONAL UNTIL THE CONCLUSION OF ANY JUDICIAL AND TECHNICAL MATTERS

Timing by HS Sports Ltd - Results and Lap Times at [www.theresultslive.co.uk/vintage-sports-car-club](http://www.theresultslive.co.uk/vintage-sports-car-club)



The Vintage Sports Car Club

**HANDICAP RACE FOR PRE-WAR CARS**

**RESULT - RACE 9**

Pl	No	Cl	Name	Car	Lap	Time	Behind	MPH	Best Lap on	MPH
1	4		Ian BAXTER	Alta 61 I.S. Single Seat	4	9:14.12		63.62	1:46.20	3 67.26
2	8		Iain STEWART	Morgan Super Aero	4	9:16.42	2.30	59.98	1:54.63	4 62.32
3	2		Tony LEES	AC/GN Cognac	4	9:21.62	7.50	61.90	1:48.88	4 65.61
4	32		George ALLEN-ELBOURN	Riley 12/4	4	9:29.41	15.29	56.09	2:03.50	4 57.84
5	17		Geoff TOMS	Fiat 508S	4	9:31.83	17.71	53.23	2:06.70	4 56.38
6	22		Duncan POTTER	MG Montlhery Midget	4	9:36.11	21.99	52.81	2:11.51	4 54.32
7	37		Robert BARBET	Riley Sports	4	9:46.77	32.65	48.70	2:21.81	4 50.37
8	6		Rodney SEBER	Wolseley Hornet Special	4	9:48.94	34.82	56.14	1:59.07	4 59.99

**AWARD WINNERS**

1	4	Ian BAXTER	Alta 61 I.S. Single Seat
2	8	Iain STEWART	Morgan Super Aero
3	2	Tony LEES	AC/GN Cognac
4	32	George ALLEN-ELBOURN	Riley 12/4

Start Time : 16:54

Snetterton 17 Sep 17 17:17

Clerk of Course:

Time Issued:

Chief Timekeeper:

**THESE RESULTS ARE PROVISIONAL UNTIL THE CONCLUSION OF ANY JUDICIAL AND TECHNICAL MATTERS**

Timing by HS Sports Ltd - Results and Lap Times at [www.theresultslive.co.uk/vintage-sports-car-club](http://www.theresultslive.co.uk/vintage-sports-car-club)



**THE  
VINTAGE SPORTS  
CAR CLUB**

**SNETTERTON**

**17<sup>th</sup> SEPTEMBER 2017**

**RESULTS BY**



**HS Sports Ltd  
Kinetic House, Varey Road  
Congleton, Cheshire CW12 1UW  
Tel. +44 (0)1260 275708  
Fax +44 (0)1260 295625  
[www.hssports.co.uk](http://www.hssports.co.uk)**



# The Vintage Sports-Car Club

## STANDARD & MODIFIED SPORTS CARS

### PROVISIONAL RESULT - PRACTICE SESSION 1

PI	No	CI	Name	Car	Laps	Time on Lap	Behind	MPH	
1	43		Mike PRESTON	Bugatti T35B	10	2:00.78	7	59.14	
2	53		Sue DARBYSHIRE	Morgan Super Aero	7	2:01.43	5	00.65	58.83
3	54		Simon EDWARDS	Morgan Aero Supersport	10	2:02.09	10	01.31	58.51
4	31		Trevor SWETE	Invicta S Type	9	2:03.32	7	02.54	57.93
5	3		Simon BLAKENEY-EDWARDS	Frazer Nash Super Sports	10	2:03.49	10	02.71	57.85
6	8		Iain STEWART	Morgan Super Aero	9	2:03.55	6	02.77	57.82
7	73		John GUYATT	Talbot Lago T150C	9	2:05.51	8	04.73	56.92
8	42		Christopher MANN	Alfa Romeo RI Targa	9	2:05.56	9	04.78	56.89
9	48		David JOHNSON	Frazer Nash Super Sports	10	2:06.78	9	06.00	56.35
10	59		John POLSON	Talbot AV 105	9	2:09.18	9	08.40	55.30
11	60		Barry FOSTER	MG Montlhery	9	2:10.79	9	10.01	54.62
12	62		Steven PRYKE	Frazer Nash TT Replica	9	2:11.96	9	11.18	54.13
13	19		Fred BOOTHBY	MG J2	6	2:12.36	4	11.58	53.97
14	18		Ian STANDING	Riley Brooklands	9	2:12.74	9	11.96	53.82
15	46		John REEVE	Riley Brooklands	9	2:13.06	8	12.28	53.69
16	22		Duncan POTTER	MG Montlhery Midget	9	2:13.99	9	13.21	53.31
17	50		David LAMB	Riley Brooklands	9	2:16.44	5	15.66	52.36
18	41		Mark REECE	MG J4 Sports	9	2:17.33	9	16.55	52.02
19	27		Andrew BAKER	Riley Brooklands	9	2:17.52	4	16.74	51.95
20	23		Anthony FENWICK-WILSON	Railton LS Tourer	5	2:18.21	5	17.43	51.69
21	29		Chris CADMAN	MG Montlhery Midget	8	2:20.66	6	19.88	50.79
22	67		Andy KING	MG Pb Cream Cracker	8	2:22.44	6	21.66	50.15
23	71		Andrew MITCHELL	HRG 1 1/2 Litre	1	2:23.77	1	22.99	49.69
24	57		Chris GUEST	Bentley 4.5 Le Mans	8	2:25.57	3	24.79	49.07
25	56		Roland WOODTLI	Riley Brooklands	8	2:26.10	7	25.32	48.89
26	65		Hamish McNINCH	MG PA 2Str	7	2:34.13	5	33.35	46.35

#### Not-Seen

140	Jack BOND	Vauxhall A/D Type
24	Clive TEMPLE	Riley Brooklands
25	Cyril HANCOCK	Fiat New Balilla
77	Keith PIPER	Aston Martin International

Car 24 - Did not complete one timed lap

Start Time : 09:02

Snetterton

17 Sep 17 09:27

Clerk of Course:

Time Issued:

Chief Timekeeper:

THESE RESULTS ARE PROVISIONAL UNTIL THE CONCLUSION OF ANY JUDICIAL AND TECHNICAL MATTERS

Timing by HS Sports Ltd - Results and Lap Times at [www.theresultslive.co.uk/vintage-sports-car-club](http://www.theresultslive.co.uk/vintage-sports-car-club)

# STANDARD & MODIFIED SPORTS CARS

## LAP TIMES - PRACTICE SESSION 1

<b>3</b>	<b>Simon BLAKENEY-EDWARDS</b>										
<b>Lap</b>	<b>1</b>	<b>2</b>	<b>3</b>	<b>4</b>	<b>5</b>	<b>6</b>	<b>7</b>	<b>8</b>	<b>9</b>	<b>10</b>	
1	2:19.21	2:11.05	2:09.38	2:08.47	2:08.46	2:07.29	2:06.47	2:05.29	2:04.17	2:03.49	
<b>8</b>	<b>Iain STEWART</b>										
<b>Lap</b>	<b>1</b>	<b>2</b>	<b>3</b>	<b>4</b>	<b>5</b>	<b>6</b>	<b>7</b>	<b>8</b>	<b>9</b>	<b>10</b>	
1	2:19.40	2:15.48	2:07.48	2:09.26	2:10.60	2:03.55	2:06.69	2:05.24	2:06.33		
<b>18</b>	<b>Ian STANDING</b>										
<b>Lap</b>	<b>1</b>	<b>2</b>	<b>3</b>	<b>4</b>	<b>5</b>	<b>6</b>	<b>7</b>	<b>8</b>	<b>9</b>	<b>10</b>	
1	2:37.40	2:24.25	2:20.30	2:17.21	2:14.51	2:18.49	2:13.95	2:17.07	2:12.74		
<b>19</b>	<b>Fred BOOTHBY</b>										
<b>Lap</b>	<b>1</b>	<b>2</b>	<b>3</b>	<b>4</b>	<b>5</b>	<b>6</b>	<b>7</b>	<b>8</b>	<b>9</b>	<b>10</b>	
1	2:31.42	2:19.13	2:14.66	2:12.36	2:17.27	2:14.64					
<b>22</b>	<b>Duncan POTTER</b>										
<b>Lap</b>	<b>1</b>	<b>2</b>	<b>3</b>	<b>4</b>	<b>5</b>	<b>6</b>	<b>7</b>	<b>8</b>	<b>9</b>	<b>10</b>	
1	2:38.93	2:24.06	2:17.50	2:20.11	2:22.32	2:18.31	2:14.11	2:19.65	2:13.99		
<b>23</b>	<b>Anthony FENWICK-WILSON</b>										
<b>Lap</b>	<b>1</b>	<b>2</b>	<b>3</b>	<b>4</b>	<b>5</b>	<b>6</b>	<b>7</b>	<b>8</b>	<b>9</b>	<b>10</b>	
1	2:32.50	2:22.44	2:21.02	2:18.81	2:18.21						
<b>27</b>	<b>Andrew BAKER</b>										
<b>Lap</b>	<b>1</b>	<b>2</b>	<b>3</b>	<b>4</b>	<b>5</b>	<b>6</b>	<b>7</b>	<b>8</b>	<b>9</b>	<b>10</b>	
1	2:32.16	2:28.63	2:20.59	2:17.52	2:17.99	2:18.46	2:17.52	2:25.68	2:18.63		
<b>29</b>	<b>Chris CADMAN</b>										
<b>Lap</b>	<b>1</b>	<b>2</b>	<b>3</b>	<b>4</b>	<b>5</b>	<b>6</b>	<b>7</b>	<b>8</b>	<b>9</b>	<b>10</b>	
1	2:37.00	2:27.07	2:27.53	2:23.36	2:23.56	2:20.66	2:24.64	2:21.16			
<b>31</b>	<b>Trevor SWETE</b>										
<b>Lap</b>	<b>1</b>	<b>2</b>	<b>3</b>	<b>4</b>	<b>5</b>	<b>6</b>	<b>7</b>	<b>8</b>	<b>9</b>	<b>10</b>	
1	2:33.51	2:23.16	2:07.29	2:09.71	2:05.17	2:07.41	2:03.32	2:05.65	2:05.23		
<b>41</b>	<b>Mark REECE</b>										
<b>Lap</b>	<b>1</b>	<b>2</b>	<b>3</b>	<b>4</b>	<b>5</b>	<b>6</b>	<b>7</b>	<b>8</b>	<b>9</b>	<b>10</b>	
1	2:39.12	2:25.62	2:20.46	2:24.38	2:21.33	2:19.87	2:19.33	2:18.68	2:17.33		
<b>42</b>	<b>Christopher MANN</b>										
<b>Lap</b>	<b>1</b>	<b>2</b>	<b>3</b>	<b>4</b>	<b>5</b>	<b>6</b>	<b>7</b>	<b>8</b>	<b>9</b>	<b>10</b>	
1	2:34.14	2:20.71	2:14.43	2:13.30	2:10.10	2:08.13	2:07.91	2:06.45	2:05.56		
<b>43</b>	<b>Mike PRESTON</b>										
<b>Lap</b>	<b>1</b>	<b>2</b>	<b>3</b>	<b>4</b>	<b>5</b>	<b>6</b>	<b>7</b>	<b>8</b>	<b>9</b>	<b>10</b>	
1	2:29.72	2:08.97	2:06.21	2:11.00	2:01.46	2:02.12	2:00.78	2:04.29	2:03.24	2:03.61	
<b>46</b>	<b>John REEVE</b>										
<b>Lap</b>	<b>1</b>	<b>2</b>	<b>3</b>	<b>4</b>	<b>5</b>	<b>6</b>	<b>7</b>	<b>8</b>	<b>9</b>	<b>10</b>	
1	2:31.73	2:24.37	2:18.64	2:16.68	2:20.57	2:18.08	2:13.72	2:13.06	2:15.11		

<b>48</b>	<b>David JOHNSON</b>									
<b>Lap</b>	<b>1</b>	<b>2</b>	<b>3</b>	<b>4</b>	<b>5</b>	<b>6</b>	<b>7</b>	<b>8</b>	<b>9</b>	<b>10</b>
1	2:25.42	2:14.34	2:14.54	2:09.33	2:09.82	2:08.06	2:06.91	2:07.46	2:06.78	2:07.85
<b>50</b>	<b>David LAMB</b>									
<b>Lap</b>	<b>1</b>	<b>2</b>	<b>3</b>	<b>4</b>	<b>5</b>	<b>6</b>	<b>7</b>	<b>8</b>	<b>9</b>	<b>10</b>
1	2:38.82	2:30.50	2:20.29	2:18.34	2:16.44	2:18.35	2:20.32	2:18.20	2:17.38	
<b>53</b>	<b>Sue DARBYSHIRE</b>									
<b>Lap</b>	<b>1</b>	<b>2</b>	<b>3</b>	<b>4</b>	<b>5</b>	<b>6</b>	<b>7</b>	<b>8</b>	<b>9</b>	<b>10</b>
1	2:16.21	2:04.75	2:02.52	2:02.93	2:01.43	2:01.59	2:01.84			
<b>54</b>	<b>Simon EDWARDS</b>									
<b>Lap</b>	<b>1</b>	<b>2</b>	<b>3</b>	<b>4</b>	<b>5</b>	<b>6</b>	<b>7</b>	<b>8</b>	<b>9</b>	<b>10</b>
1	2:17.06	2:05.70	2:07.28	2:04.83	2:04.37	2:04.06	2:03.24	2:06.98	2:03.92	2:02.09
<b>56</b>	<b>Roland WOODTLI</b>									
<b>Lap</b>	<b>1</b>	<b>2</b>	<b>3</b>	<b>4</b>	<b>5</b>	<b>6</b>	<b>7</b>	<b>8</b>	<b>9</b>	<b>10</b>
1	2:42.20	2:37.16	2:33.14	2:35.68	2:28.75	2:27.87	2:26.10	2:27.69		
<b>57</b>	<b>Chris GUEST</b>									
<b>Lap</b>	<b>1</b>	<b>2</b>	<b>3</b>	<b>4</b>	<b>5</b>	<b>6</b>	<b>7</b>	<b>8</b>	<b>9</b>	<b>10</b>
1	2:32.67	2:30.56	2:25.57	2:27.79	2:27.03	2:25.69	2:26.94	2:27.63		
<b>59</b>	<b>John POLSON</b>									
<b>Lap</b>	<b>1</b>	<b>2</b>	<b>3</b>	<b>4</b>	<b>5</b>	<b>6</b>	<b>7</b>	<b>8</b>	<b>9</b>	<b>10</b>
1	2:26.81	2:16.50	2:13.48	2:14.48	2:09.55	2:10.11	2:11.31	2:11.11	2:09.18	
<b>60</b>	<b>Barry FOSTER</b>									
<b>Lap</b>	<b>1</b>	<b>2</b>	<b>3</b>	<b>4</b>	<b>5</b>	<b>6</b>	<b>7</b>	<b>8</b>	<b>9</b>	<b>10</b>
1	2:29.85	2:22.04	2:15.14	2:14.66	2:11.91	2:13.19	2:11.12	2:11.13	2:10.79	
<b>62</b>	<b>Steven PRYKE</b>									
<b>Lap</b>	<b>1</b>	<b>2</b>	<b>3</b>	<b>4</b>	<b>5</b>	<b>6</b>	<b>7</b>	<b>8</b>	<b>9</b>	<b>10</b>
1	2:25.58	2:19.78	2:16.87	2:14.43	2:12.02	2:13.18	2:14.13	2:12.83	2:11.96	
<b>65</b>	<b>Hamish McNINCH</b>									
<b>Lap</b>	<b>1</b>	<b>2</b>	<b>3</b>	<b>4</b>	<b>5</b>	<b>6</b>	<b>7</b>	<b>8</b>	<b>9</b>	<b>10</b>
1	3:37.59	2:41.10	2:39.12	2:34.58	2:34.13	2:36.76	2:35.26			
<b>67</b>	<b>Andy KING</b>									
<b>Lap</b>	<b>1</b>	<b>2</b>	<b>3</b>	<b>4</b>	<b>5</b>	<b>6</b>	<b>7</b>	<b>8</b>	<b>9</b>	<b>10</b>
1	2:43.72	2:34.10	2:31.15	2:23.54	2:25.32	2:22.44	2:24.19	2:23.38		
<b>71</b>	<b>Andrew MITCHELL</b>									
<b>Lap</b>	<b>1</b>	<b>2</b>	<b>3</b>	<b>4</b>	<b>5</b>	<b>6</b>	<b>7</b>	<b>8</b>	<b>9</b>	<b>10</b>
1	2:23.77									
<b>73</b>	<b>John GUYATT</b>									
<b>Lap</b>	<b>1</b>	<b>2</b>	<b>3</b>	<b>4</b>	<b>5</b>	<b>6</b>	<b>7</b>	<b>8</b>	<b>9</b>	<b>10</b>
1	2:32.36	2:13.23	2:07.39	2:11.63	2:08.29	2:07.58	2:07.23	2:05.51	2:05.69	



# The Vintage Sports-Car Club

## SPECIAL PRE-WAR SPORTS CARS

### PROVISIONAL RESULT - PRACTICE SESSION 2

PI	No	CI Name	Car	Laps	Time on Lap	Behind	MPH
1	51	Edward WILLIAMS	Frazer Nash Super Sports	11	1:48.28	11	65.97
2	49	Dougal CAWLEY	GN/Ford Piglet	11	1:48.69	9 00.41	65.72
3	11	David LEWIS	Alvis Firebird/Speed 25	10	1:58.54	10 10.26	60.26
4	69	Richard BRADLEY	Aston Martin Ulster	10	1:59.20	7 10.92	59.93
5	55	Christopher BATTY	Frazer Nash Super Sports	10	1:59.95	10 11.67	59.55
6	52	Jo BLAKENEY-EDWARDS	Frazer Nash Super Sports	8	2:00.14	3 11.86	59.46
7	20	Colin WOLSTENHOLME	Riley Racing MPH	9	2:03.04	9 14.76	58.06
8	70	Nicholas MORLEY	Lagonda LG45 Open 2 Se	9	2:11.99	9 23.71	54.12
9	15	Alexander HEWITSON	Riley 12/4 Special	9	2:14.46	6 26.18	53.13

#### Not-Seen

9 Durward LAWSON Riley Special

Car 20 - No working transponder

Start Time : 09:29

Snetterton

17 Sep 17 09:55

Clerk of Course:

Time Issued:

Chief Timekeeper:

THESE RESULTS ARE PROVISIONAL UNTIL THE CONCLUSION OF ANY JUDICIAL AND TECHNICAL MATTERS

Timing by HS Sports Ltd - Results and Lap Times at [www.theresultslive.co.uk/vintage-sports-car-club](http://www.theresultslive.co.uk/vintage-sports-car-club)

# SPECIAL PRE-WAR SPORTS CARS

## LAP TIMES - PRACTICE SESSION 2

---

**11 David LEWIS**

Lap	1	2	3	4	5	6	7	8	9	10
1	2:17.65	2:09.95	2:04.78	2:05.45	2:03.36	2:02.95	2:02.50	2:18.75	2:00.04	1:58.54

---

**15 Alexander HEWITSON**

Lap	1	2	3	4	5	6	7	8	9	10
1	2:23.83	2:25.61	2:17.22	2:15.38	2:19.24	2:14.46	2:15.86	2:15.35	2:19.24	

---

**20 Colin WOLSTENHOLME**

Lap	1	2	3	4	5	6	7	8	9	10
1	2:13.20	2:09.80	2:09.02	2:08.62	2:07.22	2:05.49	2:03.55	2:04.29	2:03.04	

---

**49 Dougal CAWLEY**

Lap	1	2	3	4	5	6	7	8	9	10
1	2:12.83	1:53.73	1:52.76	1:51.97	1:52.44	1:50.99	1:52.30	1:50.60	1:48.69	1:49.83
11	1:49.63									

---

**51 Edward WILLIAMS**

Lap	1	2	3	4	5	6	7	8	9	10
1	2:06.02	1:55.90	1:54.20	1:52.30	1:51.00	1:52.33	1:49.52	1:49.46	1:51.21	1:50.48
11	1:48.28									

---

**52 Jo BLAKENEY-EDWARDS**

Lap	1	2	3	4	5	6	7	8	9	10
1	2:11.04	2:02.15	2:00.14	2:00.41	2:00.56	2:02.08	2:04.40	2:04.17		

---

**55 Christopher BATTY**

Lap	1	2	3	4	5	6	7	8	9	10
1	2:20.81	2:07.32	2:04.36	2:01.98	2:01.04	2:01.43	2:00.28	2:00.18	2:02.19	1:59.95

---

**69 Richard BRADLEY**

Lap	1	2	3	4	5	6	7	8	9	10
1	2:11.83	2:02.18	1:59.77	2:01.07	2:00.68	2:00.31	1:59.20	1:59.26	1:59.25	1:59.47

---

**70 Nicholas MORLEY**

Lap	1	2	3	4	5	6	7	8	9	10
1	2:24.73	2:17.47	2:17.63	2:16.33	2:16.60	2:15.64	2:13.66	2:15.93	2:11.99	





# The Vintage Sports-Car Club

## PRE-WAR RACING CARS

### PROVISIONAL RESULT - PRACTICE SESSION 3

PI	No	CI Name	Car	Laps	Time on Lap	Behind	MPH	
1	33	Frederick HARPER	Kurtis Indy-Roadster	11	1:40.39	11	71.16	
2	44	Julian MAJZUB	Bugatti Type 35B	12	1:41.80	12	01.41	70.17
3	21	Eddie GIBBS	Frazer Nash SS Racer	11	1:44.47	5	04.08	68.38
4	4	Ian BAXTER	Alta 61 I.S. Single Seat	11	1:44.69	11	04.30	68.23
5	7	Julian WILTON	Cooper Bristol	11	1:47.19	10	06.80	66.64
6	2	Tony LEES	AC/GN Cognac	7	1:47.67	6	07.28	66.35
7	63	Duncan RICKETTS	Riley Dixon	11	1:48.33	7	07.94	65.94
8	1	Robert COBDEN	Riley Falcon Special	4	1:49.84	2	09.45	65.04
9	61	Stephen SHOOSMITH	Bugatti T51	11	1:50.03	6	09.64	64.92
10	120	Christian PEDERSEN	Austin 7 Special	11	1:50.14	10	09.75	64.86
11	47	Sue DARBYSHIRE	Morgan Super Aero	6	1:53.12	6	12.73	63.15
12	6	Rodney SEBER	Wolseley Hornet Special	7	1:58.97	6	18.58	60.04
13	12	Hans VAN WORTEL	Riley Special	10	2:00.75	10	20.36	59.16
14	198	Nick HAYWARD-COOK	Austin 7 Monoposto	10	2:01.90	10	21.51	58.60
15	17	Geoff TOMS	Fiat 508S	6	2:07.38	5	26.99	56.08
16	30	Sharlie GODDARD	Morgan Le Mans Special	7	2:23.52	6	43.13	49.77
<b>Not-Seen</b>								
	13	Duncan PITTAWAY	Bugatti T35					
	7	Brian ARCULUS	Lotus Elite					
	82	Philip BEWLEY	Bugatti Type 35					

Start Time : 09:55

Snetterton

17 Sep 17 10:20

Clerk of Course:

Time Issued:

Chief Timekeeper:

THESE RESULTS ARE PROVISIONAL UNTIL THE CONCLUSION OF ANY JUDICIAL AND TECHNICAL MATTERS

Timing by HS Sports Ltd - Results and Lap Times at [www.theresultslive.co.uk/vintage-sports-car-club](http://www.theresultslive.co.uk/vintage-sports-car-club)

# PRE-WAR RACING CARS

## LAP TIMES - PRACTICE SESSION 3

<b>1</b>	<b>Robert COBDEN</b>										
	<b>Lap</b>	<b>1</b>	<b>2</b>	<b>3</b>	<b>4</b>	<b>5</b>	<b>6</b>	<b>7</b>	<b>8</b>	<b>9</b>	<b>10</b>
	1	1:59.51	1:49.84	1:52.47	1:52.31						
<b>2</b>	<b>Tony LEES</b>										
	<b>Lap</b>	<b>1</b>	<b>2</b>	<b>3</b>	<b>4</b>	<b>5</b>	<b>6</b>	<b>7</b>	<b>8</b>	<b>9</b>	<b>10</b>
	1	2:09.21	1:57.84	1:53.01	1:50.20	1:50.77	1:47.67	1:50.35			
<b>4</b>	<b>Ian BAXTER</b>										
	<b>Lap</b>	<b>1</b>	<b>2</b>	<b>3</b>	<b>4</b>	<b>5</b>	<b>6</b>	<b>7</b>	<b>8</b>	<b>9</b>	<b>10</b>
	1	2:13.77	1:52.19	1:47.54	1:48.38	1:52.24	1:47.13	1:46.01	1:45.80	1:47.58	1:44.86
	11	1:44.69									
<b>6</b>	<b>Rodney SEBER</b>										
	<b>Lap</b>	<b>1</b>	<b>2</b>	<b>3</b>	<b>4</b>	<b>5</b>	<b>6</b>	<b>7</b>	<b>8</b>	<b>9</b>	<b>10</b>
	1	2:17.11	2:03.01	2:00.04	1:59.71	1:59.66	1:58.97	1:59.84			
<b>7</b>	<b>Julian WILTON</b>										
	<b>Lap</b>	<b>1</b>	<b>2</b>	<b>3</b>	<b>4</b>	<b>5</b>	<b>6</b>	<b>7</b>	<b>8</b>	<b>9</b>	<b>10</b>
	1	2:12.73	2:00.65	1:54.04	1:50.90	1:52.60	1:47.86	1:51.28	1:48.13	1:50.27	1:47.19
	11	1:48.63									
<b>12</b>	<b>Hans VAN WORTEL</b>										
	<b>Lap</b>	<b>1</b>	<b>2</b>	<b>3</b>	<b>4</b>	<b>5</b>	<b>6</b>	<b>7</b>	<b>8</b>	<b>9</b>	<b>10</b>
	1	2:15.97	2:09.51	2:08.80	2:08.73	2:08.09	2:04.49	2:03.51	2:04.05	2:01.41	2:00.75
<b>17</b>	<b>Geoff TOMS</b>										
	<b>Lap</b>	<b>1</b>	<b>2</b>	<b>3</b>	<b>4</b>	<b>5</b>	<b>6</b>	<b>7</b>	<b>8</b>	<b>9</b>	<b>10</b>
	1	2:18.38	2:14.91	2:19.92	2:09.47	2:07.38	2:13.37				
<b>21</b>	<b>Eddie GIBBS</b>										
	<b>Lap</b>	<b>1</b>	<b>2</b>	<b>3</b>	<b>4</b>	<b>5</b>	<b>6</b>	<b>7</b>	<b>8</b>	<b>9</b>	<b>10</b>
	1	2:10.51	1:57.46	1:54.30	1:47.57	1:44.47	1:44.75	1:48.17	1:54.87	1:55.33	1:51.50
	11	1:53.63									
<b>30</b>	<b>Sharlie GODDARD</b>										
	<b>Lap</b>	<b>1</b>	<b>2</b>	<b>3</b>	<b>4</b>	<b>5</b>	<b>6</b>	<b>7</b>	<b>8</b>	<b>9</b>	<b>10</b>
	1	2:39.88	2:26.22	2:24.75	2:26.34	2:24.02	2:23.52	2:24.67			
<b>33</b>	<b>Frederick HARPER</b>										
	<b>Lap</b>	<b>1</b>	<b>2</b>	<b>3</b>	<b>4</b>	<b>5</b>	<b>6</b>	<b>7</b>	<b>8</b>	<b>9</b>	<b>10</b>
	1	2:11.23	1:53.02	1:50.90	1:48.77	1:48.08	1:46.47	1:45.99	1:44.51	1:44.68	1:41.60
	11	1:40.39									
<b>44</b>	<b>Julian MAJZUB</b>										
	<b>Lap</b>	<b>1</b>	<b>2</b>	<b>3</b>	<b>4</b>	<b>5</b>	<b>6</b>	<b>7</b>	<b>8</b>	<b>9</b>	<b>10</b>
	1	1:55.52	1:48.00	1:45.14	1:45.67	1:45.56	1:45.98	1:42.76	1:42.60	1:43.63	1:42.21
	11	1:42.65	1:41.80								

---

**47 Sue DARBYSHIRE**

Lap	1	2	3	4	5	6	7	8	9	10
1	2:06.69	1:58.86	1:58.43	1:55.18	1:55.31	1:53.12				

---

**61 Stephen SHOOSMITH**

Lap	1	2	3	4	5	6	7	8	9	10
1	2:13.69	2:03.09	1:58.37	1:59.88	1:51.11	1:50.03	1:52.14	1:50.03	1:50.15	1:50.52
11	1:51.25									

---

**63 Duncan RICKETTS**

Lap	1	2	3	4	5	6	7	8	9	10
1	2:09.30	1:55.51	1:53.50	1:51.49	1:51.75	1:50.18	1:48.33	1:49.03	1:49.83	1:48.92
11	1:49.02									

---

**120 Christian PEDERSEN**

Lap	1	2	3	4	5	6	7	8	9	10
1	2:08.50	1:59.25	1:57.03	1:58.03	2:03.46	1:51.65	1:51.69	1:51.91	1:53.15	1:50.14
11	1:51.48									

---

**198 Nick HAYWARD-COOK**

Lap	1	2	3	4	5	6	7	8	9	10
1	2:23.18	2:05.92	2:04.93	2:05.13	2:04.91	2:05.14	2:04.49	2:05.09	2:04.22	2:01.90



# The Vintage Sports-Car Club

## ARCHIE SCOTT BROWN 1950s CARS

### PROVISIONAL RESULT - PRACTICE SESSION 4

PI	No	CI Name	Car	Laps	Time on Lap	Behind	MPH
1	45	Rod BEGBIE	Elva Mk IV	12	1:39.35	12	71.90
2	79	Kelvin NEW	Elva Mk 3	10	1:42.10	9	69.97
3	7	Brian ARCULUS	Lotus Elite	11	1:42.44	11	69.73
4	114	Colin ELSTROP	Lotus Elite	11	1:45.36	11	67.80
5	76	Stuart DEAN	MG Dick Jacobs Special	11	1:47.50	11	66.45
6	75	Christopher MANN	Alfa Romeo Disco Volante	11	1:47.62	11	66.38
7	74	Howard MAGUIRE	Playford MG	11	1:47.76	11	66.29
8	72	John WATERSON	Lotus Elite 32	5	1:55.36	5	61.92
9	80	Dougal CAWLEY	Lotus Elite	6	1:57.38	5	60.86
10	78	Craig McWILLIAM	Kieft Climax 1100	10	1:58.72	10	60.17

Car 7 - No working Transponder

Start Time : 10:21

Snetterton

17 Sep 17 10:46

Clerk of Course:

Time Issued:

Chief Timekeeper:

THESE RESULTS ARE PROVISIONAL UNTIL THE CONCLUSION OF ANY JUDICIAL AND TECHNICAL MATTERS

Timing by HS Sports Ltd - Results and Lap Times at [www.theresultslive.co.uk/vintage-sports-car-club](http://www.theresultslive.co.uk/vintage-sports-car-club)

# ARCHIE SCOTT BROWN 1950s CARS

## LAP TIMES - PRACTICE SESSION 4

---

**7 Brian ARCULUS**

Lap	1	2	3	4	5	6	7	8	9	10
1	1:48.54	1:44.50	1:44.15	1:46.14	1:44.60	1:44.65	1:45.81	1:46.59	1:43.53	1:42.66
11	1:42.44									

---

**45 Rod BEGBIE**

Lap	1	2	3	4	5	6	7	8	9	10
1	2:02.07	1:48.79	1:45.84	1:53.03	1:45.04	1:44.95	1:44.48	1:47.47	1:40.88	1:40.47
11	1:39.61	1:39.35								

---

**72 John WATERSON**

Lap	1	2	3	4	5	6	7	8	9	10
1	2:05.50	1:58.80	1:56.84	1:56.32	1:55.36					

---

**74 Howard MAGUIRE**

Lap	1	2	3	4	5	6	7	8	9	10
1	2:11.82	1:56.28	1:54.09	1:51.37	1:49.70	1:54.31	1:50.95	1:51.32	1:50.15	1:51.45
11	1:47.76									

---

**75 Christopher MANN**

Lap	1	2	3	4	5	6	7	8	9	10
1	2:26.63	2:08.48	1:51.84	1:50.18	1:49.86	1:49.14	1:48.33	1:49.24	1:48.96	1:48.20
11	1:47.62									

---

**76 Stuart DEAN**

Lap	1	2	3	4	5	6	7	8	9	10
1	2:13.83	2:01.51	1:53.63	1:52.33	1:53.79	1:51.97	1:50.84	1:51.99	1:49.47	1:52.36
11	1:47.50									

---

**78 Craig McWILLIAM**

Lap	1	2	3	4	5	6	7	8	9	10
1	2:26.69	2:13.38	2:11.23	2:05.32	2:05.76	2:01.36	2:00.43	2:02.18	1:59.97	1:58.72

---

**79 Kelvin NEW**

Lap	1	2	3	4	5	6	7	8	9	10
1	2:12.11	1:51.21	1:50.10	1:47.98	1:46.77	1:45.64	1:47.07	1:44.51	1:42.10	1:43.44

---

**80 Dougal CAWLEY**

Lap	1	2	3	4	5	6	7	8	9	10
1	2:11.76	2:01.79	1:58.29	1:57.79	1:57.38	1:58.11				

---

**114 Colin ELSTROP**

Lap	1	2	3	4	5	6	7	8	9	10
1	2:13.86	1:58.30	1:52.84	1:51.22	1:49.27	1:51.67	1:47.44	1:48.90	1:48.70	1:46.87
11	1:45.36									



# The Vintage Sports-Car Club

## RILEY CARS

### PROVISIONAL RESULT - PRACTICE SESSION 5

PI	No	CI Name	Car	Laps	Time on Lap	Behind	MPH
1	83	Patrick BLAKENEY-EDWARDS	Frazer Nash Shelsley	7	1:37.93	7	72.94
2	149	Mark GROVES	GN/Ford Piglet	12	1:41.64	11 03.71	70.28
3	97	James RICKETTS	Riley 9 Monoposto	8	1:48.91	8 10.98	65.59
4	32	George ALLEN-ELBOURN	Riley 12/4	10	1:49.89	7 11.96	65.01
5	16	James WHITMORE	Riley 12/4 Special	11	1:51.67	9 13.74	63.97
6	81	Andrew CROYS DILL	Riley 12/4	10	2:04.90	10 26.97	57.19
7	37	Robert BARBET	Riley Sports	9	2:10.35	5 32.42	54.80
8	90	Brian WALTON	Riley Sports	7	2:49.93	7 01:12.00	42.04

Start Time : 10:50

Snetterton

17 Sep 17 11:14

Clerk of Course:

Time Issued:

Chief Timekeeper:

THESE RESULTS ARE PROVISIONAL UNTIL THE CONCLUSION OF ANY JUDICIAL AND TECHNICAL MATTERS

Timing by HS Sports Ltd - Results and Lap Times at [www.theresultslive.co.uk/vintage-sports-car-club](http://www.theresultslive.co.uk/vintage-sports-car-club)

# RILEY CARS

## LAP TIMES - PRACTICE SESSION 5

---

**16 James WHITMORE**

Lap	1	2	3	4	5	6	7	8	9	10
1	2:11.07	1:58.46	1:56.93	1:54.48	1:53.27	1:54.02	1:53.81	1:55.37	1:51.67	1:52.89
11	1:52.92									

---

**32 George ALLEN-ELBOURN**

Lap	1	2	3	4	5	6	7	8	9	10
1	2:06.15	2:05.17	1:59.31	1:52.33	1:50.43	1:50.39	1:49.89	1:51.20	2:21.84	2:02.25

---

**37 Robert BARBET**

Lap	1	2	3	4	5	6	7	8	9	10
1	2:19.23	2:15.49	2:11.49	2:13.60	2:10.35	2:12.06	2:10.83	2:30.66	2:11.17	

---

**81 Andrew CROYSDILL**

Lap	1	2	3	4	5	6	7	8	9	10
1	2:17.04	2:13.01	2:10.12	2:09.34	2:07.62	2:07.88	2:08.47	2:07.06	2:05.81	2:04.90

---

**83 Patrick BLAKENEY-EDWARDS**

Lap	1	2	3	4	5	6	7	8	9	10
1	1:57.62	1:55.31	1:49.16	1:49.15	1:43.99	1:42.16	1:37.93			

---

**90 Brian WALTON**

Lap	1	2	3	4	5	6	7	8	9	10
1	3:08.59	3:07.85	3:05.51	3:05.17	3:00.74	2:54.22	2:49.93			

---

**97 James RICKETTS**

Lap	1	2	3	4	5	6	7	8	9	10
1	2:03.65	1:53.05	1:54.54	1:50.33	1:50.67	1:49.72	1:49.51	1:48.91		

---

**149 Mark GROVES**

Lap	1	2	3	4	5	6	7	8	9	10
1	2:01.07	1:46.97	1:49.74	1:47.44	1:45.39	1:47.30	1:46.22	1:44.35	1:42.26	1:42.73
11	1:41.64	1:41.91								



# The Vintage Sports-Car Club

## INTERMARQUE CHALLENGE CARS

### PROVISIONAL RESULT - PRACTICE SESSION 6

PI	No	CI Name	Car	Laps	Time on Lap	Behind	MPH
1	58	Patrick BLAKENEY-EDWARDS	Frazer Nash Super Sports	8	1:37.72	6	73.10
2	34	Julian GRIMWADE	Frazer Nash Single Seat	12	1:37.88	4 00.16	72.98
3	66	Mike PAINTER	MG Kayne	10	1:41.07	6 03.35	70.68
4	64	Harry PAINTER	MG PA 2Str	11	1:42.00	8 04.28	70.03
5	5	Tony SEBER	Wolseley Hornet Special	5	1:44.55	5 06.83	68.33
6	98	James RICKETTS	Austin 7 Monoposto	10	1:58.87	8 21.15	60.09
7	26	Roger TUSHINGHAM	MG N Type Special	10	2:02.40	8 24.68	58.36
8	68	Mark GROVES	Frazer Nash TT Rep	9	2:03.76	5 26.04	57.72
9	28	David ASPLIN	Austin 7 Ulster Replica	6	2:10.65	5 32.93	54.68
10	36	Christopher EDMONDSON	MG C Type	8	2:15.25	3 37.53	52.82
11	35	Annette VAN WORTEL	Lagonda Rapier	6	2:19.85	4 42.13	51.08

#### Not-Seen

197 Nick HAYWARD-COOK Riley 9 Monoposto

Car 20 - Did not complete one timed lap

Start Time : 11:23

Snetterton

17 Sep 17 11:47

Clerk of Course:

Time Issued:

Chief Timekeeper:

THESE RESULTS ARE PROVISIONAL UNTIL THE CONCLUSION OF ANY JUDICIAL AND TECHNICAL MATTERS

Timing by HS Sports Ltd - Results and Lap Times at [www.theresultslive.co.uk/vintage-sports-car-club](http://www.theresultslive.co.uk/vintage-sports-car-club)



# INTERMARQUE CHALLENGE CARS

## LAP TIMES - PRACTICE SESSION 6

---

**5 Tony SEBER**

Lap	1	2	3	4	5	6	7	8	9	10
1	1:55.54	1:49.74	1:48.38	1:45.16	1:44.55					

---

**26 Roger TUSHINGHAM**

Lap	1	2	3	4	5	6	7	8	9	10
1	2:19.51	2:09.37	2:04.63	2:02.72	2:04.34	2:06.76	2:03.78	2:02.40	2:07.88	2:03.16

---

**28 David ASPLIN**

Lap	1	2	3	4	5	6	7	8	9	10
1	2:16.60	2:15.93	2:11.45	2:10.86	2:10.65	2:13.58				

---

**34 Julian GRIMWADE**

Lap	1	2	3	4	5	6	7	8	9	10
1	1:53.67	1:47.26	1:41.51	1:37.88	1:39.65	1:39.20	1:38.23	1:38.52	1:40.21	1:40.31
11	1:43.82	1:47.66								

---

**35 Annette VAN WORTEL**

Lap	1	2	3	4	5	6	7	8	9	10
1	2:51.37	2:38.00	2:26.51	2:19.85	2:20.84	2:26.39				

---

**36 Christopher EDMONDSON**

Lap	1	2	3	4	5	6	7	8	9	10
1	2:39.36	2:37.04	2:15.25	2:15.70	2:45.66	2:41.68	2:43.03	2:47.72		

---

**58 Patrick BLAKENEY-EDWARDS**

Lap	1	2	3	4	5	6	7	8	9	10
1	2:02.49	1:40.14	1:39.97	1:40.60	1:38.24	1:37.72	1:40.10	1:38.13		

---

**64 Harry PAINTER**

Lap	1	2	3	4	5	6	7	8	9	10
1	2:00.52	1:45.77	1:43.18	1:43.70	1:43.73	1:44.72	1:44.92	1:42.00	1:44.23	1:42.82
11	1:42.58									

---

**66 Mike PAINTER**

Lap	1	2	3	4	5	6	7	8	9	10
1	2:05.01	1:45.42	1:43.56	1:44.04	1:42.33	1:41.07	1:42.58	1:45.86	1:46.28	1:43.71

---

**68 Mark GROVES**

Lap	1	2	3	4	5	6	7	8	9	10
1	2:09.33	2:05.49	2:08.31	2:07.14	2:03.76	2:04.95	2:04.75	2:05.62	2:04.46	

---

**98 James RICKETTS**

Lap	1	2	3	4	5	6	7	8	9	10
1	2:16.61	2:03.49	2:00.76	1:59.94	2:00.27	2:01.26	1:59.08	1:58.87	2:01.21	2:01.28



## STANDARD & MODIFIED PRE-WAR CARS

### RESULT - RACE 1

PI	No	CI	Name	Car	Laps	Time	Behind	MPH	Best Lap on	MPH Handicap
1	8		Iain STEWART	Morgan Super Aero	8	15:33.32		61.23	1:53.13	7 63.14
2	53		Sue DARBYSHIRE	Morgan Super Aero	8	15:33.51	0.19	61.22	1:53.97	7 62.68
3	43		Mike PRESTON	Bugatti T35B	8	15:38.76	5.44	60.88	1:52.83	7 63.31
4	3		Simon BLAKENEY-EDWARDS	Frazer Nash Super Sports	8	16:01.57	28.25	59.43	1:57.00	8 61.06 25.57
5	31		Trevor SWETE	Invicta S Type	8	16:05.21	31.89	59.21	1:57.12	7 60.99 28.25
6	54		Simon EDWARDS	Morgan Aero Supersport	8	16:08.03	34.71	59.04	1:58.07	8 60.50 23.47 *
7	42		Christopher MANN	Alfa Romeo RI Targa	8	16:47.80	1:14.48	56.71	2:02.91	4 58.12 24.52
8	48		David JOHNSON	Frazer Nash Super Sports	8	16:51.54	1:18.22	56.50	2:01.71	7 58.69 37.86
9	73		John GUYATT	Talbot Lago T150C	8	16:56.71	1:23.39	56.21	2:01.98	7 58.56 40.87
10	59		John POLSON	Talbot AV 105	8	17:01.78	1:28.46	55.93	2:03.78	6 57.71 31.54
11	62		Steven PRYKE	Frazer Nash TT Replica	8	17:06.04	1:32.72	55.70	2:04.59	4 57.34 29.32
12	60		Barry FOSTER	MG Monthery	8	17:20.76	1:47.44	54.91	2:06.35	5 56.54 29.96
13	27		Andrew BAKER	Riley Brooklands	8	17:22.49	1:49.17	54.82	2:06.49	7 56.47 30.57
14	22		Duncan POTTER	MG Monthery Midget	8	17:22.68	1:49.36	54.81	2:06.96	5 56.27 27.00
15	46		John REEVE	Riley Brooklands	7	15:42.11	1 Lap	53.08	2:10.05	3 54.93 31.76
16	18		Ian STANDING	Riley Brooklands	7	15:42.32	1 Lap	53.07	2:07.96	6 55.83 46.60
17	29		Chris CADMAN	MG Monthery Midget	7	16:07.37	1 Lap	51.69	2:12.76	7 53.81 38.05
18	41		Mark REECE	MG J4 Sports	7	16:17.79	1 Lap	51.14	2:14.05	6 53.29 39.44
19	67		Andy KING	MG Pb Cream Cracker	7	16:22.67	1 Lap	50.89	2:15.06	7 52.89 37.25
20	50		David LAMB	Riley Brooklands	7	16:37.87	1 Lap	50.11	2:17.85	6 51.82 32.92
21	65		Hamish McNINCH	MG PA 2Str	7	16:41.77	1 Lap	49.92	2:17.76	4 51.85 37.45
22	57		Chris GUEST	Bentley 4.5 Le Mans	7	16:48.94	1 Lap	49.56	2:16.17	4 52.46 55.75
23	56		Roland WOODTLI	Riley Brooklands	7	17:12.18	1 Lap	48.45	2:21.64	3 50.43 40.70

#### Fastest Lap

43 Mike PRESTON Bugatti T35B 1:52.83 7 63.31

Start Time : 13:05

Snetterton

17 Sep 17 13:24

Clerk of Course:

Time Issued:

Chief Timekeeper:

THESE RESULTS ARE PROVISIONAL UNTIL THE CONCLUSION OF ANY JUDICIAL AND TECHNICAL MATTERS

Timing by HS Sports Ltd - Results and Lap Times at [www.theresultslive.co.uk/vintage-sports-car-club](http://www.theresultslive.co.uk/vintage-sports-car-club)

# RACE GRID

## STANDARD & MODIFIED PRE-WAR CARS

### RACE 1

ROW 14

ROW 13

ROW 12

ROW 11

ROW 10

ROW 9

ROW 8

ROW 7

ROW 6

ROW 5

ROW 4

ROW 3

ROW 2

ROW 1

**56** 02:26.100  
Roland WOODTLI

**65** 02:34.130  
Hamish McNINCH

**67** 02:22.440  
Andy KING

**57** 02:25.570  
Chris GUEST

**23** 02:18.210  
Anthony FENWICK-WILS

**29** 02:20.660  
Chris CADMAN

**41** 02:17.330  
Mark REECE

**27** 02:17.520  
Andrew BAKER

**22** 02:13.990  
Duncan POTTER

**50** 02:16.440  
David LAMB

**18** 02:12.740  
Ian STANDING

**46** 02:13.060  
John REEVE

**62** 02:11.960  
Steven PRYKE

**19** 02:12.360  
Fred BOOTHBY

**59** 02:09.180  
John POLSON

**60** 02:10.790  
Barry FOSTER

**42** 02:05.560  
Christopher MANN

**48** 02:06.780  
David JOHNSON

**8** 02:03.550  
Iain STEWART

**73** 02:05.510  
John GUYATT

**31** 02:03.320  
Trevor SWETE

**3** 02:03.490  
Simon BLAKENEY-EDW

**53** 02:01.430  
Sue DARBYSHIRE

**54** 02:02.090  
Simon EDWARDS

**69** 01:59.200  
Richard BRADLEY

**43** 02:00.780  
Mike PRESTON

**POLE**

# STANDARD & MODIFIELD PRE-WAR CARS

## LAP TIMES - RACE 1

<b>3</b>	<b>Simon BLAKENEY-EDWARDS</b>									
<b>Lap</b>	<b>1</b>	<b>2</b>	<b>3</b>	<b>4</b>	<b>5</b>	<b>6</b>	<b>7</b>	<b>8</b>	<b>9</b>	<b>10</b>
1	2:08.78	2:00.10	2:00.46	1:58.76	1:59.45	1:58.84	1:58.18	1:57.00		
<b>8</b>	<b>Iain STEWART</b>									
<b>Lap</b>	<b>1</b>	<b>2</b>	<b>3</b>	<b>4</b>	<b>5</b>	<b>6</b>	<b>7</b>	<b>8</b>	<b>9</b>	<b>10</b>
1	2:05.89	1:55.37	1:56.71	1:56.09	1:55.60	1:55.55	1:53.13	1:54.98		
<b>18</b>	<b>Ian STANDING</b>									
<b>Lap</b>	<b>1</b>	<b>2</b>	<b>3</b>	<b>4</b>	<b>5</b>	<b>6</b>	<b>7</b>	<b>8</b>	<b>9</b>	<b>10</b>
1	2:24.65	2:22.97	2:11.06	2:12.94	2:10.85	2:07.96	2:11.89			
<b>22</b>	<b>Duncan POTTER</b>									
<b>Lap</b>	<b>1</b>	<b>2</b>	<b>3</b>	<b>4</b>	<b>5</b>	<b>6</b>	<b>7</b>	<b>8</b>	<b>9</b>	<b>10</b>
1	2:23.66	2:09.93	2:10.09	2:08.63	2:06.96	2:08.16	2:07.39	2:07.86		
<b>27</b>	<b>Andrew BAKER</b>									
<b>Lap</b>	<b>1</b>	<b>2</b>	<b>3</b>	<b>4</b>	<b>5</b>	<b>6</b>	<b>7</b>	<b>8</b>	<b>9</b>	<b>10</b>
1	2:25.90	2:09.69	2:08.74	2:08.75	2:06.99	2:07.71	2:06.49	2:08.22		
<b>29</b>	<b>Chris CADMAN</b>									
<b>Lap</b>	<b>1</b>	<b>2</b>	<b>3</b>	<b>4</b>	<b>5</b>	<b>6</b>	<b>7</b>	<b>8</b>	<b>9</b>	<b>10</b>
1	2:32.82	2:17.74	2:17.86	2:16.88	2:15.36	2:13.95	2:12.76			
<b>31</b>	<b>Trevor SWETE</b>									
<b>Lap</b>	<b>1</b>	<b>2</b>	<b>3</b>	<b>4</b>	<b>5</b>	<b>6</b>	<b>7</b>	<b>8</b>	<b>9</b>	<b>10</b>
1	2:10.95	2:01.21	1:59.94	1:59.88	1:57.65	1:59.44	1:57.12	1:59.02		
<b>41</b>	<b>Mark REECE</b>									
<b>Lap</b>	<b>1</b>	<b>2</b>	<b>3</b>	<b>4</b>	<b>5</b>	<b>6</b>	<b>7</b>	<b>8</b>	<b>9</b>	<b>10</b>
1	2:33.00	2:19.13	2:15.66	2:17.78	2:15.49	2:14.05	2:22.68			
<b>42</b>	<b>Christopher MANN</b>									
<b>Lap</b>	<b>1</b>	<b>2</b>	<b>3</b>	<b>4</b>	<b>5</b>	<b>6</b>	<b>7</b>	<b>8</b>	<b>9</b>	<b>10</b>
1	2:18.98	2:03.86	2:05.87	2:02.91	2:03.28	2:03.12	2:04.21	2:05.57		
<b>43</b>	<b>Mike PRESTON</b>									
<b>Lap</b>	<b>1</b>	<b>2</b>	<b>3</b>	<b>4</b>	<b>5</b>	<b>6</b>	<b>7</b>	<b>8</b>	<b>9</b>	<b>10</b>
1	2:04.75	1:57.10	1:56.86	1:56.39	1:56.85	1:56.81	1:52.83	1:57.17		
<b>46</b>	<b>John REEVE</b>									
<b>Lap</b>	<b>1</b>	<b>2</b>	<b>3</b>	<b>4</b>	<b>5</b>	<b>6</b>	<b>7</b>	<b>8</b>	<b>9</b>	<b>10</b>
1	2:27.15	2:12.13	2:10.05	2:13.47	2:14.05	2:11.55	2:13.71			
<b>48</b>	<b>David JOHNSON</b>									
<b>Lap</b>	<b>1</b>	<b>2</b>	<b>3</b>	<b>4</b>	<b>5</b>	<b>6</b>	<b>7</b>	<b>8</b>	<b>9</b>	<b>10</b>
1	2:16.94	2:08.36	2:05.77	2:05.63	2:04.13	2:04.97	2:01.71	2:04.03		
<b>50</b>	<b>David LAMB</b>									
<b>Lap</b>	<b>1</b>	<b>2</b>	<b>3</b>	<b>4</b>	<b>5</b>	<b>6</b>	<b>7</b>	<b>8</b>	<b>9</b>	<b>10</b>
1	2:41.65	2:22.96	2:18.91	2:18.06	2:19.58	2:17.85	2:18.86			

<b>53</b>	<b>Sue DARBYSHIRE</b>									
<b>Lap</b>	<b>1</b>	<b>2</b>	<b>3</b>	<b>4</b>	<b>5</b>	<b>6</b>	<b>7</b>	<b>8</b>	<b>9</b>	<b>10</b>
1	2:05.22	1:55.52	1:56.54	1:56.16	1:55.68	1:55.79	1:53.97	1:54.63		
<b>54</b>	<b>Simon EDWARDS</b>									
<b>Lap</b>	<b>1</b>	<b>2</b>	<b>3</b>	<b>4</b>	<b>5</b>	<b>6</b>	<b>7</b>	<b>8</b>	<b>9</b>	<b>10</b>
1	2:12.65	2:00.94	2:01.38	1:59.83	1:58.19	1:58.26	1:58.71	1:58.07		
<b>56</b>	<b>Roland WOODTLI</b>									
<b>Lap</b>	<b>1</b>	<b>2</b>	<b>3</b>	<b>4</b>	<b>5</b>	<b>6</b>	<b>7</b>	<b>8</b>	<b>9</b>	<b>10</b>
1	2:44.48	2:24.57	2:21.64	2:26.18	2:25.43	2:24.73	2:25.15			
<b>57</b>	<b>Chris GUEST</b>									
<b>Lap</b>	<b>1</b>	<b>2</b>	<b>3</b>	<b>4</b>	<b>5</b>	<b>6</b>	<b>7</b>	<b>8</b>	<b>9</b>	<b>10</b>
1	2:38.55	2:24.15	2:18.61	2:16.17	2:18.80	2:17.68	2:34.98			
<b>59</b>	<b>John POLSON</b>									
<b>Lap</b>	<b>1</b>	<b>2</b>	<b>3</b>	<b>4</b>	<b>5</b>	<b>6</b>	<b>7</b>	<b>8</b>	<b>9</b>	<b>10</b>
1	2:20.30	2:05.36	2:05.48	2:07.66	2:06.65	2:03.78	2:06.86	2:05.69		
<b>60</b>	<b>Barry FOSTER</b>									
<b>Lap</b>	<b>1</b>	<b>2</b>	<b>3</b>	<b>4</b>	<b>5</b>	<b>6</b>	<b>7</b>	<b>8</b>	<b>9</b>	<b>10</b>
1	2:22.09	2:10.20	2:10.06	2:06.49	2:06.35	2:08.70	2:09.28	2:07.59		
<b>62</b>	<b>Steven PRYKE</b>									
<b>Lap</b>	<b>1</b>	<b>2</b>	<b>3</b>	<b>4</b>	<b>5</b>	<b>6</b>	<b>7</b>	<b>8</b>	<b>9</b>	<b>10</b>
1	2:21.82	2:07.41	2:05.62	2:04.59	2:05.73	2:04.97	2:06.30	2:09.60		
<b>65</b>	<b>Hamish McNINCH</b>									
<b>Lap</b>	<b>1</b>	<b>2</b>	<b>3</b>	<b>4</b>	<b>5</b>	<b>6</b>	<b>7</b>	<b>8</b>	<b>9</b>	<b>10</b>
1	2:37.39	2:24.14	2:20.46	2:17.76	2:20.19	2:19.62	2:22.21			
<b>67</b>	<b>Andy KING</b>									
<b>Lap</b>	<b>1</b>	<b>2</b>	<b>3</b>	<b>4</b>	<b>5</b>	<b>6</b>	<b>7</b>	<b>8</b>	<b>9</b>	<b>10</b>
1	2:37.80	2:21.32	2:19.32	2:17.57	2:15.69	2:15.91	2:15.06			
<b>73</b>	<b>John GUYATT</b>									
<b>Lap</b>	<b>1</b>	<b>2</b>	<b>3</b>	<b>4</b>	<b>5</b>	<b>6</b>	<b>7</b>	<b>8</b>	<b>9</b>	<b>10</b>
1	2:16.76	2:06.06	2:08.78	2:07.53	2:02.73	2:04.19	2:01.98	2:08.68		

# Lap Chart

## STANDARD & MODIFIED PRE-WAR CARS - RACE 1

Lap 1		Lap 2		Lap 3		Lap 4		Lap 5		Lap 6		Lap 7		Lap 8		Lap 9		Lap 10	
No	Time	No	Time	No	Time	No	Time	No	Time	No	Time	No	Time	No	Time	No	Time	No	Time
43	2:04.75	53	4:00.74	53	5:57.28	53	7:53.44	53	9:49.12	53	11:44.91	8	13:38.34	8	15:33.32				
53	2:05.22	8	4:01.26	8	5:57.97	8	7:54.06	8	9:49.66	8	11:45.21	53	13:38.88	53	15:33.51				
8	2:05.89	43	4:01.85	43	5:58.71	43	7:55.10	43	9:51.95	43	11:48.76	43	13:41.59	43	15:38.76				
3	2:08.78	3	4:08.88	3	6:09.34	3	8:08.10	56	9:56.87 *1	67	11:51.70 *1	29	13:54.61 *1	46	15:42.11 *1				
31	2:10.95	31	4:12.16	31	6:12.10	31	8:11.98	3	10:07.55	57	11:56.28 *1	41	13:55.11 *1	18	15:42.32 *1				
54	2:12.65	54	4:13.59	54	6:14.97	54	8:14.80	31	10:09.63	65	11:59.94 *1	3	14:04.57	3	16:01.57				
73	2:16.76	73	4:22.82	42	6:28.71	42	8:31.62	54	10:12.99	50	12:01.16 *1	31	14:06.19	31	16:05.21				
48	2:16.94	42	4:22.84	48	6:31.07	48	8:36.70	42	10:34.90	3	12:06.39	67	14:07.61 *1	29	16:07.37 *1				
42	2:18.98	48	4:25.30	59	6:31.14	59	8:38.80	48	10:40.83	31	12:09.07	54	14:09.96	54	16:08.03				
59	2:20.30	59	4:25.66	73	6:31.60	73	8:39.13	73	10:41.86	54	12:11.25	57	14:13.96 *1	41	16:17.79 *1				
62	2:21.82	62	4:29.23	62	6:34.85	62	8:39.44	62	10:45.17	56	12:22.30 *1	50	14:19.01 *1	67	16:22.67 *1				
60	2:22.09	60	4:32.29	60	6:42.35	60	8:48.84	59	10:45.45	42	12:38.02	65	14:19.56 *1	50	16:37.87 *1				
22	2:23.66	22	4:33.59	22	6:43.68	22	8:52.31	60	10:55.19	48	12:45.80	42	14:42.23	65	16:41.77 *1				
18	2:24.65	27	4:35.59	27	6:44.33	27	8:53.08	22	10:59.27	73	12:46.05	56	14:47.03 *1	42	16:47.80				
27	2:25.90	46	4:39.28	46	6:49.33	46	9:02.80	27	11:00.07	59	12:49.23	48	14:47.51	57	16:48.94 *1				
46	2:27.15	18	4:47.62	18	6:58.68	18	9:11.62	46	11:16.85	62	12:50.14	73	14:48.03	48	16:51.54				
29	2:32.82	29	4:50.56	41	7:07.79	29	9:25.30	18	11:22.47	60	13:03.89	59	14:56.09	73	16:56.71				
41	2:33.00	41	4:52.13	29	7:08.42	41	9:25.57	29	11:40.66	22	13:07.43	62	14:56.44	59	17:01.78				
65	2:37.39	67	4:59.12	67	7:18.44	67	9:36.01	41	11:41.06	27	13:07.78	60	15:13.17	62	17:06.04				
67	2:37.80	65	5:01.53	57	7:21.31	57	9:37.48			46	13:28.40	27	15:14.27	56	17:12.18 *1				
57	2:38.55	57	5:02.70	65	7:21.99	65	9:39.75			18	13:30.43	22	15:14.82	60	17:20.76				
50	2:41.65	50	5:04.61	50	7:23.52	50	9:41.58							27	17:22.49				
56	2:44.48	56	5:09.05	56	7:30.69									22	17:22.68				



## DONINGTON MUG RACE FOR SPECIAL PRE-WAR SPORTS CARS

### RESULT - RACE 2

PI	No	CI	Name	Car	Laps	Time	Behind	MPH	Best Lap on	MPH Handicap
1	58		Patrick BLAKENEY-EDWARDS	Frazer Nash Super Sports	9	16:03.37		66.74	1:43.95	5 68.72
2	51		Edward WILLIAMS	Frazer Nash Super Sports	9	16:14.21	10.84	65.99	1:45.83	6 67.50
3	49		Dougal CAWLEY	GN/Ford Piglet	9	16:51.70	48.33	63.55	1:46.93	6 66.81
4	11		David LEWIS	Alvis Firebird/Speed 25	8	16:23.63	1 Lap	58.10	1:56.35	8 61.40 52.83
5	55		Christopher BATTY	Frazer Nash Super Sports	8	16:45.88	1 Lap	56.81	1:58.37	7 60.35 58.92
6	20		Colin WOLSTENHOLME	Riley Racing MPH	8	16:57.94	1 Lap	56.14	2:00.91	8 59.08 50.66
7	70		Nicholas MORLEY	Lagonda LG45 Open 2 Sea	8	17:57.01	1 Lap	53.06	2:08.65	8 55.53 47.81 *
<b>Not-Classified</b>										
	15		Alexander HEWITSON	Riley 12/4 Special	7	14:57.54	DNF	55.71	2:00.72	7 59.17
	52		Jo BLAKENEY-EDWARDS	Frazer Nash Super Sports	3	6:18.26	DNF	56.66	2:02.10	3 58.51

#### Fastest Lap

58 Patrick BLAKENEY-EDWARDS Frazer Nash Super Spor 1:43.95 5 68.72

Start Time : 13:32

Snetterton

17 Sep 17 13:52

Clerk of Course:

Time Issued:


Chief Timekeeper:

THESE RESULTS ARE PROVISIONAL UNTIL THE CONCLUSION OF ANY JUDICIAL AND TECHNICAL MATTERS

Timing by HS Sports Ltd - Results and Lap Times at [www.theresultslive.co.uk/vintage-sports-car-club](http://www.theresultslive.co.uk/vintage-sports-car-club)




# RACE GRID



## DONINGTON MUG RACE FOR SPECIAL PRE-WAR SPORTS CARS

### RACE 2

ROW 6		<b>15</b> 02:14.460 Alexander HEWITSON		
ROW 5	<b>20</b> 02:03.040 Colin WOLSTENHOLME		<b>70</b> 02:11.990 Nicholas MORLEY	
ROW 4		<b>55</b> 01:59.950 Christopher BATTY		<b>52</b> 02:00.140 Jo BLAKENEY-EDWARD
ROW 3	<b>11</b> 01:58.540 David LEWIS		<b>69</b> 01:59.200 Richard BRADLEY	
ROW 2		<b>49</b> 01:48.690 Dougal CAWLEY		<b>16</b> 01:51.670 James WHITMORE
ROW 1	<b>58</b> 01:37.720 Patrick BLAKENEY-EDW		<b>51</b> 01:48.280 Edward WILLIAMS	
<b>POLE</b>				





# DONINGTON MUG RACE FOR SPECIAL PRE-WAR SPORTS CARS

## LAP TIMES - RACE 2

---

<b>11</b>	<b>David LEWIS</b>										
	<b>Lap</b>	<b>1</b>	<b>2</b>	<b>3</b>	<b>4</b>	<b>5</b>	<b>6</b>	<b>7</b>	<b>8</b>	<b>9</b>	<b>10</b>
	1	2:20.49	2:05.75	2:02.60	2:01.36	1:59.38	1:59.29	1:58.41	1:56.35		

---

<b>15</b>	<b>Alexander HEWITSON</b>										
	<b>Lap</b>	<b>1</b>	<b>2</b>	<b>3</b>	<b>4</b>	<b>5</b>	<b>6</b>	<b>7</b>	<b>8</b>	<b>9</b>	<b>10</b>
	1	2:27.43	2:09.65	2:07.13	2:03.73	2:03.24	2:05.64	2:00.72			

---

<b>20</b>	<b>Colin WOLSTENHOLME</b>										
	<b>Lap</b>	<b>1</b>	<b>2</b>	<b>3</b>	<b>4</b>	<b>5</b>	<b>6</b>	<b>7</b>	<b>8</b>	<b>9</b>	<b>10</b>
	1	2:26.46	2:10.34	2:06.08	2:04.54	2:02.60	2:04.70	2:02.31	2:00.91		

---

<b>49</b>	<b>Dougal CAWLEY</b>										
	<b>Lap</b>	<b>1</b>	<b>2</b>	<b>3</b>	<b>4</b>	<b>5</b>	<b>6</b>	<b>7</b>	<b>8</b>	<b>9</b>	<b>10</b>
	1	1:59.23	1:51.81	1:50.19	1:49.78	1:47.12	1:46.93	1:47.61	1:52.45	2:06.58	

---

<b>51</b>	<b>Edward WILLIAMS</b>										
	<b>Lap</b>	<b>1</b>	<b>2</b>	<b>3</b>	<b>4</b>	<b>5</b>	<b>6</b>	<b>7</b>	<b>8</b>	<b>9</b>	<b>10</b>
	1	1:59.94	1:49.33	1:46.91	1:45.96	1:46.13	1:45.83	1:46.46	1:47.09	1:46.56	

---

<b>52</b>	<b>Jo BLAKENEY-EDWARDS</b>										
	<b>Lap</b>	<b>1</b>	<b>2</b>	<b>3</b>	<b>4</b>	<b>5</b>	<b>6</b>	<b>7</b>	<b>8</b>	<b>9</b>	<b>10</b>
	1	2:12.01	2:04.15	2:02.10							

---

<b>55</b>	<b>Christopher BATTY</b>										
	<b>Lap</b>	<b>1</b>	<b>2</b>	<b>3</b>	<b>4</b>	<b>5</b>	<b>6</b>	<b>7</b>	<b>8</b>	<b>9</b>	<b>10</b>
	1	2:36.21	2:06.79	2:01.21	1:59.95	1:58.95	1:58.87	1:58.37	2:05.53		

---

<b>58</b>	<b>Patrick BLAKENEY-EDWARDS</b>										
	<b>Lap</b>	<b>1</b>	<b>2</b>	<b>3</b>	<b>4</b>	<b>5</b>	<b>6</b>	<b>7</b>	<b>8</b>	<b>9</b>	<b>10</b>
	1	1:58.90	1:49.54	1:46.65	1:44.69	1:43.95	1:45.33	1:44.25	1:44.35	1:45.71	

---

<b>70</b>	<b>Nicholas MORLEY</b>										
	<b>Lap</b>	<b>1</b>	<b>2</b>	<b>3</b>	<b>4</b>	<b>5</b>	<b>6</b>	<b>7</b>	<b>8</b>	<b>9</b>	<b>10</b>
	1	2:27.95	2:20.48	2:15.37	2:14.68	2:09.46	2:10.06	2:10.36	2:08.65		

---

# Lap Chart

## DONINGTON MUG RACE FOR SPECIAL PRE-WAR SPORTS CARS - RACE 2

Lap 1		Lap 2		Lap 3		Lap 4		Lap 5		Lap 6		Lap 7		Lap 8		Lap 9		Lap 10	
No	Time	No	Time	No	Time	No	Time	No	Time	No	Time	No	Time	No	Time	No	Time	No	Time
58	1:58.90	58	3:48.44	58	5:35.09	58	7:19.78	58	9:03.73	58	10:49.06	58	12:33.31	58	14:17.66	58	16:03.37		
49	1:59.23	51	3:49.27	51	5:36.18	51	7:22.14	51	9:08.27	20	10:50.02 *1	51	12:40.56	11	14:27.28 *1	51	16:14.21		
51	1:59.94	49	3:51.04	49	5:41.23	49	7:31.01	49	9:18.13	15	10:51.18 *1	55	12:41.98 *1	51	14:27.65	11	16:23.63 *1		
52	2:12.01	52	4:16.16	52	6:18.26	11	8:30.20	70	9:18.48 *1	51	10:54.10	49	12:52.67	55	14:40.35 *1	55	16:45.88 *1		
11	2:20.49	11	4:26.24	11	6:28.84	55	8:44.16	11	10:29.58	49	11:05.06	20	12:54.72 *1	49	14:45.12	49	16:51.70		
20	2:26.46	20	4:36.80	20	6:42.88	20	8:47.42	55	10:43.11	70	11:27.94 *1	15	12:56.82 *1	20	14:57.03 *1	20	16:57.94 *1		
15	2:27.43	15	4:37.08	55	6:44.21	15	8:47.94			11	12:28.87	70	13:38.00 *1	15	14:57.54 *1	70	17:57.01 *1		
70	2:27.95	55	4:43.00	15	6:44.21									70	15:48.36 *1				
55	2:36.21	70	4:48.43	70	7:03.80														



## VINTAGE & HISTORIC SEAMAN, FLOCKHART & WILLIAMS TROPHIES RACE

### RESULT - RACE 3

PI	No	CI	Name	Car	Laps	Time	Behind	MPH	Best Lap on	MPH Handicap
1	83	V	Patrick BLAKENEY-EDWARDS	Frazer Nash Shelsley	9	16:48.05		63.78	1:49.71	9 65.11
2	33		Frederick HARPER	Kurtis Indy-Roadster	9	16:51.74	3.69	63.55	1:47.86	2 66.23
3	21	P	Eddie GIBBS	Frazer Nash SS Racer	9	17:05.35	17.30	62.70	1:50.48	2 64.66
4	2	V	Tony LEES	AC/GN Cognac	9	17:25.13	37.08	61.52	1:52.52	2 63.49 32.45
5	4	P	Ian BAXTER	Alta 61 I.S. Single Seat	9	17:25.55	37.50	61.49	1:53.42	2 62.98 24.77
6	149		Mark GROVES	GN/Ford Piglet	9	17:58.40	1:10.35	59.62	1:55.38	2 61.91 39.98
7	63	W	Duncan RICKETTS	Riley Dixon	9	18:04.78	1:16.73	59.27	1:57.86	2 60.61 24.04 *
8	61	W	Stephen SHOOSMITH	Bugatti T51	9	18:16.33	1:28.28	58.64	1:57.81	8 60.64 36.04
9	7	P	Julian WILTON	Cooper Bristol	9	18:31.18	1:43.13	57.86	2:00.49	8 59.29 26.77
10	43	W	Mike PRESTON	Bugatti T35B	9	18:49.95	2:01.90	56.90	2:02.17	6 58.47 30.42
11	120	P	Christian PEDERSEN	Austin 7 Special	8	17:10.54	1 Lap	55.45	2:03.42	6 57.88 43.18

#### Not-Classified

47	V	Sue DARBYSHIRE	Morgan Super Aero	8	15:56.07	DNF	59.77	1:56.93	2 61.09
44	W	Julian MAJZUB	Bugatti Type 35B	2	3:41.59	DNF	64.47	1:49.41	2 65.29
1	P	Robert COBDEN	Riley Falcon Special	2	3:59.79	DNF	59.58	2:03.31	2 57.93

#### Fastest Lap

33		Frederick HARPER	Kurtis Indy-Roadster					1:47.86	2 66.23
21	P	Eddie GIBBS	Frazer Nash SS Racer					1:50.48	2 64.66
83	V	Patrick BLAKENEY-EDWARDS	Frazer Nash Shelsley					1:49.71	9 65.11
44	W	Julian MAJZUB	Bugatti Type 35B					1:49.41	2 65.29

Start Time : 14:05

Snetterton

17 Sep 17 14:27

Clerk of Course:

Time Issued:


Chief Timekeeper:

THESE RESULTS ARE PROVISIONAL UNTIL THE CONCLUSION OF ANY JUDICIAL AND TECHNICAL MATTERS

Timing by HS Sports Ltd - Results and Lap Times at [www.theresultslive.co.uk/vintage-sports-car-club](http://www.theresultslive.co.uk/vintage-sports-car-club)




# RACE GRID



## VINTAGE & HISTORIC SEAMAN, FLOCKHART & WILLIAMS TROPHIES RACE

### RACE 3

ROW 8	<b>60</b> 02:10.790 Barry FOSTER	
ROW 7	<b>47</b> 01:53.120 Sue DARBYSHIRE	<b>43</b> 02:00.780 Mike PRESTON
ROW 6	<b>61</b> 01:50.030 Stephen SHOOSMITH	<b>120</b> 01:50.140 Christian PEDERSEN
ROW 5	<b>63</b> 01:48.330 Duncan RICKETTS	<b>1</b> 01:49.840 Robert COBDEN
ROW 4	<b>7</b> 01:47.190 Julian WILTON	<b>2</b> 01:47.670 Tony LEES
ROW 3	<b>21</b> 01:44.470 Eddie GIBBS	<b>4</b> 01:44.690 Ian BAXTER
ROW 2	<b>149</b> 01:41.640 Mark GROVES	<b>44</b> 01:41.800 Julian MAJZUB
ROW 1	<b>83</b> 01:37.930 Patrick BLAKENEY-EDW	<b>33</b> 01:40.390 Frederick HARPER
<b>POLE</b>		
		

# ITAGE & HISTORIC SEAMAN, FLOCKHART & WILLIAMS TROPHIES

## LAP TIMES - RACE 3

<b>1</b>	<b>Robert COBDEN</b>									
<b>Lap</b>	<b>1</b>	<b>2</b>	<b>3</b>	<b>4</b>	<b>5</b>	<b>6</b>	<b>7</b>	<b>8</b>	<b>9</b>	<b>10</b>
1	1:56.48	2:03.31								
<b>2</b>	<b>Tony LEES</b>									
<b>Lap</b>	<b>1</b>	<b>2</b>	<b>3</b>	<b>4</b>	<b>5</b>	<b>6</b>	<b>7</b>	<b>8</b>	<b>9</b>	<b>10</b>
1	1:56.53	1:52.52	1:55.85	1:57.06	1:57.84	1:56.15	1:56.25	1:56.20	1:56.73	
<b>4</b>	<b>Ian BAXTER</b>									
<b>Lap</b>	<b>1</b>	<b>2</b>	<b>3</b>	<b>4</b>	<b>5</b>	<b>6</b>	<b>7</b>	<b>8</b>	<b>9</b>	<b>10</b>
1	2:02.32	1:53.42	1:59.31	1:56.04	1:56.62	1:53.59	1:54.82	1:54.26	1:55.17	
<b>7</b>	<b>Julian WILTON</b>									
<b>Lap</b>	<b>1</b>	<b>2</b>	<b>3</b>	<b>4</b>	<b>5</b>	<b>6</b>	<b>7</b>	<b>8</b>	<b>9</b>	<b>10</b>
1	2:04.15	2:00.65	2:02.25	2:05.24	2:03.10	2:10.32	2:03.15	2:00.49	2:01.83	
<b>21</b>	<b>Eddie GIBBS</b>									
<b>Lap</b>	<b>1</b>	<b>2</b>	<b>3</b>	<b>4</b>	<b>5</b>	<b>6</b>	<b>7</b>	<b>8</b>	<b>9</b>	<b>10</b>
1	1:54.35	1:50.48	1:54.94	1:55.06	1:54.02	1:53.11	1:54.31	1:53.80	1:55.28	
<b>33</b>	<b>Frederick HARPER</b>									
<b>Lap</b>	<b>1</b>	<b>2</b>	<b>3</b>	<b>4</b>	<b>5</b>	<b>6</b>	<b>7</b>	<b>8</b>	<b>9</b>	<b>10</b>
1	1:51.07	1:47.86	1:54.61	1:56.31	1:57.74	1:51.97	1:51.97	1:50.33	1:49.88	
<b>43</b>	<b>Mike PRESTON</b>									
<b>Lap</b>	<b>1</b>	<b>2</b>	<b>3</b>	<b>4</b>	<b>5</b>	<b>6</b>	<b>7</b>	<b>8</b>	<b>9</b>	<b>10</b>
1	2:11.57	2:03.51	2:07.06	2:03.71	2:05.15	2:02.17	2:05.09	2:05.46	2:06.23	
<b>44</b>	<b>Julian MAJZUB</b>									
<b>Lap</b>	<b>1</b>	<b>2</b>	<b>3</b>	<b>4</b>	<b>5</b>	<b>6</b>	<b>7</b>	<b>8</b>	<b>9</b>	<b>10</b>
1	1:52.18	1:49.41								
<b>47</b>	<b>Sue DARBYSHIRE</b>									
<b>Lap</b>	<b>1</b>	<b>2</b>	<b>3</b>	<b>4</b>	<b>5</b>	<b>6</b>	<b>7</b>	<b>8</b>	<b>9</b>	<b>10</b>
1	2:05.16	1:56.93	2:00.05	2:02.07	2:00.18	1:57.09	1:57.63	1:56.96		
<b>61</b>	<b>Stephen SHOOSMITH</b>									
<b>Lap</b>	<b>1</b>	<b>2</b>	<b>3</b>	<b>4</b>	<b>5</b>	<b>6</b>	<b>7</b>	<b>8</b>	<b>9</b>	<b>10</b>
1	2:08.09	1:59.95	2:01.46	2:05.72	2:01.47	2:02.42	2:00.13	1:57.81	1:59.28	
<b>63</b>	<b>Duncan RICKETTS</b>									
<b>Lap</b>	<b>1</b>	<b>2</b>	<b>3</b>	<b>4</b>	<b>5</b>	<b>6</b>	<b>7</b>	<b>8</b>	<b>9</b>	<b>10</b>
1	2:03.06	1:57.86	2:01.31	2:01.29	2:01.67	1:59.14	2:00.43	1:59.62	2:00.40	
<b>83</b>	<b>Patrick BLAKENEY-EDWARDS</b>									
<b>Lap</b>	<b>1</b>	<b>2</b>	<b>3</b>	<b>4</b>	<b>5</b>	<b>6</b>	<b>7</b>	<b>8</b>	<b>9</b>	<b>10</b>
1	1:53.59	1:50.00	1:52.02	1:54.98	1:53.19	1:52.22	1:51.62	1:50.72	1:49.71	
<b>120</b>	<b>Christian PEDERSEN</b>									
<b>Lap</b>	<b>1</b>	<b>2</b>	<b>3</b>	<b>4</b>	<b>5</b>	<b>6</b>	<b>7</b>	<b>8</b>	<b>9</b>	<b>10</b>
1	2:20.14	2:03.78	2:11.37	2:07.94	2:06.01	2:03.42	2:04.38	2:13.50		

---

**149 Mark GROVES**

<b>Lap</b>	<b>1</b>	<b>2</b>	<b>3</b>	<b>4</b>	<b>5</b>	<b>6</b>	<b>7</b>	<b>8</b>	<b>9</b>	<b>10</b>
1	1:59.11	1:55.38	2:00.70	2:03.35	2:00.18	1:59.29	1:59.38	2:00.46	2:00.55	

# Lap Chart

## VINTAGE & HISTORIC SEAMAN, FLOCKHART & WILLIAMS TROPHIES RACE - RACE 3

Lap 1		Lap 2		Lap 3		Lap 4		Lap 5		Lap 6		Lap 7		Lap 8		Lap 9		Lap 10		
No	Time	No	Time	No	Time	No	Time	No	Time	No	Time	No	Time	No	Time	No	Time	No	Time	
33	1:51.07	33	3:38.93	33	5:33.54	33	7:29.85	83	9:23.78	83	11:16.00	83	13:07.62	83	14:58.34	83	16:48.05			
44	1:52.18	44	3:41.59	83	5:35.61	83	7:30.59	33	9:27.59	33	11:19.56	33	13:11.53	33	15:01.86	33	16:51.74			
83	1:53.59	83	3:43.59	21	5:39.77	21	7:34.83	21	9:28.85	21	11:21.96	21	13:16.27	21	15:10.07	21	17:05.35			
21	1:54.35	21	3:44.83	2	5:44.90	2	7:41.96	2	9:39.80	2	11:35.95	2	13:32.20	2	15:28.40	120	17:10.54	*1		
1	1:56.48	2	3:49.05	4	5:55.05	4	7:51.09	4	9:47.71	4	11:41.30	4	13:36.12	4	15:30.38	2	17:25.13			
2	1:56.53	149	3:54.49	149	5:55.19	149	7:58.54	149	9:58.72	149	11:58.01	149	13:57.39	47	15:56.07	4	17:25.55			
149	1:59.11	4	3:55.74	47	6:02.14	63	8:03.52	47	10:04.39	47	12:01.48	47	13:59.11	149	15:57.85	149	17:58.40			
4	2:02.32	1	3:59.79	63	6:02.23	47	8:04.21	63	10:05.19	63	12:04.33	63	14:04.76	63	16:04.38	63	18:04.78			
63	2:03.06	63	4:00.92	7	6:07.05	7	8:12.29	7	10:15.39	61	12:19.11	61	14:19.24	61	16:17.05	61	18:16.33			
7	2:04.15	47	4:02.09	61	6:09.50	61	8:15.22	61	10:16.69	7	12:25.71	7	14:28.86	7	16:29.35	7	18:31.18			
47	2:05.16	7	4:04.80	43	6:22.14	43	8:25.85	43	10:31.00	43	12:33.17	43	14:38.26	43	16:43.72	43	18:49.95			
61	2:08.09	61	4:08.04	120	6:35.29	120	8:43.23	120	10:49.24	120	12:52.66	120	14:57.04							
43	2:11.57	43	4:15.08																	
120	2:20.14	120	4:23.92																	



## ARCHIE SCOTT BROWN 1950s TROPHY RACE

### RESULT - RACE 4

PI	No	Cl	Name	Car	Laps	Time	Behind	MPH	Best Lap on	MPH	
1	114		Colin ELSTROP	Lotus Elite	16	31:13.21		61.02	1:54.09	10	62.61
2	79		Kelvin NEW	Elva Mk 3	16	31:57.68	44.47	59.60	1:53.86	9	62.74
3	74		Howard MAGUIRE	Playford MG	16	33:07.72	1:54.51	57.50	1:58.71	12	60.18
4	76		Stuart DEAN	MG Dick Jacobs Special	15	31:17.12	1 Lap	57.08	2:02.04	12	58.53
5	75		Christopher MANN	Alfa Romeo Disco Volante	15	31:20.98	1 Lap	56.97	1:55.66	15	61.76
6	72		John WATERSON	Lotus Elite 32	15	31:45.48	1 Lap	56.23	2:03.66	14	57.77
7	80		Dougal CAWLEY	Lotus Elite	15	31:56.69	1 Lap	55.90	2:04.72	15	57.28
8	78		Craig McWILLIAM	Kieft Climax 1100	13	31:52.70	3 Laps	48.55	2:10.93	12	54.56
<b><u>Not-Classified</u></b>											
	45		Rod BEGBIE	Elva Mk IV	4	8:43.52	DNF	54.58	2:01.82	3	58.64
<b><u>Fastest Lap</u></b>											
	79		Kelvin NEW	Elva Mk 3					1:53.86	9	62.74

Start Time : 14:38

Snetterton

17 Sep 17 15:17

Clerk of Course:


Time Issued:

Chief Timekeeper:


THESE RESULTS ARE PROVISIONAL UNTIL THE CONCLUSION OF ANY JUDICIAL AND TECHNICAL MATTERS

Timing by HS Sports Ltd - Results and Lap Times at [www.theresultslive.co.uk/vintage-sports-car-club](http://www.theresultslive.co.uk/vintage-sports-car-club)





# RACE GRID



## ARCHIE SCOTT BROWN 1950s TROPHY RACE

### RACE 4

ROW 6



ROW 5

**80** 01:57.380  
Dougal CAWLEY

**78** 01:58.720  
Craig McWILLIAM

ROW 4

**74** 01:47.760  
Howard MAGUIRE

**72** 01:55.360  
John WATERSON

ROW 3

**76** 01:47.500  
Stuart DEAN

**75** 01:47.620  
Christopher MANN

ROW 2

**7** 01:42.440  
Brian ARCULUS


**114** 01:45.360  
Colin ELSTROP

ROW 1

**45** 01:39.350  
Rod BEGBIE

**79** 01:42.100  
Kelvin NEW

POLE



# ARCHIE SCOTT BROWN 1950s TROPHY RACE

## LAP TIMES - RACE 4

---

### 45 Rod BEGBIE

Lap	1	2	3	4	5	6	7	8	9	10
1	2:13.27	2:02.10	2:01.82	2:26.33						

---

### 72 John WATERSON

Lap	1	2	3	4	5	6	7	8	9	10
1	2:21.85	2:08.31	2:09.10	2:07.40	2:06.55	2:06.89	2:06.18	2:04.39	2:04.12	2:06.30
11	2:04.83	2:06.38	2:05.32	2:03.66	2:04.20					

---

### 74 Howard MAGUIRE

Lap	1	2	3	4	5	6	7	8	9	10
1	2:24.26	2:08.10	2:08.58	2:07.05	2:06.12	2:06.35	2:03.58	2:01.74	2:01.41	2:00.47
11	1:59.75	1:58.71	2:00.85	1:59.59	2:01.26	1:59.90				

---

### 75 Christopher MANN

Lap	1	2	3	4	5	6	7	8	9	10
1	2:08.72	2:01.99	1:58.75	2:00.92	2:01.28	2:00.35	2:01.47	2:00.38	2:00.10	2:00.18
11	2:32.12	2:05.89	2:28.99	2:04.18	1:55.66					

---

### 76 Stuart DEAN

Lap	1	2	3	4	5	6	7	8	9	10
1	2:17.83	2:05.44	2:06.53	2:04.63	2:06.21	2:05.51	2:04.64	2:04.85	2:04.40	2:03.94
11	2:03.51	2:02.04	2:02.74	2:02.42	2:02.43					

---

### 78 Craig McWILLIAM

Lap	1	2	3	4	5	6	7	8	9	10
1	2:33.16	2:20.16	2:17.86	2:18.45	2:16.97	2:15.58	2:16.01	2:14.24	2:13.11	4:27.71
11	2:17.19	2:10.93	2:11.33							

---

### 79 Kelvin NEW

Lap	1	2	3	4	5	6	7	8	9	10
1	2:06.58	1:58.18	1:58.02	1:59.26	1:58.71	1:59.26	1:55.99	1:54.66	1:53.86	1:54.54
11	2:41.45	1:57.02	1:54.96	1:55.51	1:54.86	1:54.82				

---

### 80 Dougal CAWLEY

Lap	1	2	3	4	5	6	7	8	9	10
1	2:21.58	2:09.15	2:08.86	2:07.86	2:10.00	2:07.37	2:07.50	2:05.78	2:05.63	2:05.97
11	2:05.67	2:05.80	2:05.46	2:05.34	2:04.72					

---

### 114 Colin ELSTROP

Lap	1	2	3	4	5	6	7	8	9	10
1	2:10.20	1:58.70	1:57.57	1:56.45	1:56.97	1:56.34	1:57.11	1:55.55	1:54.49	1:54.09
11	1:55.56	1:56.64	1:55.08	1:55.34	1:57.41	1:55.71				

# Lap Chart

## ARCHIE SCOTT BROWN 1950s TROPHY RACE - RACE 4

Lap 1		Lap 2		Lap 3		Lap 4		Lap 5		Lap 6		Lap 7		Lap 8		Lap 9		Lap 10	
No	Time	No	Time	No	Time	No	Time	No	Time	No	Time	No	Time	No	Time	No	Time	No	Time
79	2:06.58	79	4:04.76	79	6:02.78	79	8:02.04	114	9:59.89	114	11:56.23	114	13:53.34	114	15:48.89	114	17:43.38	114	19:37.47
75	2:08.72	114	4:08.90	114	6:06.47	114	8:02.92	79	10:00.75	79	12:00.01	79	13:56.00	79	15:50.66	79	17:44.52	79	19:39.06
114	2:10.20	75	4:10.71	75	6:09.46	75	8:10.38	75	10:11.66	75	12:12.01	78	14:02.18 *1	75	16:13.86	75	18:13.96	75	20:14.14
45	2:13.27	45	4:15.37	45	6:17.19	76	8:34.43	76	10:40.64	76	12:46.15	75	14:13.48	78	16:18.19 *1	78	18:32.43 *1	78	20:45.54 *1
76	2:17.83	76	4:23.27	76	6:29.80	45	8:43.52	72	10:53.21	72	13:00.10	76	14:50.79	76	16:55.64	76	19:00.04	76	21:03.98
80	2:21.58	72	4:30.16	72	6:39.26	72	8:46.66	74	10:54.11	74	13:00.46	74	15:04.04	74	17:05.78	74	19:07.19	74	21:07.66
72	2:21.85	80	4:30.73	80	6:39.59	80	8:47.45	80	10:57.45	80	13:04.82	72	15:06.28	72	17:10.67	72	19:14.79	72	21:21.09
74	2:24.26	74	4:32.36	74	6:40.94	74	8:47.99	78	11:46.60			80	15:12.32	80	17:18.10	80	19:23.73	80	21:29.70
78	2:33.16	78	4:53.32	78	7:11.18	78	9:29.63												

# Lap Chart

## ARCHIE SCOTT BROWN 1950s TROPHY RACE - RACE 4

Lap 11		Lap 12		Lap 13		Lap 14		Lap 15		Lap 16		Lap 17		Lap 18		Lap 19		Lap 20	
No	Time	No	Time	No	Time	No	Time	No	Time	No	Time	No	Time	No	Time	No	Time	No	Time
114	21:33.03	114	23:29.67	114	25:24.75	114	27:20.09	114	29:17.50	114	31:13.21								
79	22:20.51	80	23:35.37 *1	72	25:32.30 *1	75	27:21.14 *1	75	29:25.32 *1	76	31:17.12 *1								
75	22:46.26	79	24:17.53	80	25:41.17 *1	78	27:30.44 *3	72	29:41.28 *1	75	31:20.98 *1								
74	23:07.41	75	24:52.15	79	26:12.49	72	27:37.62 *1	78	29:41.37 *3	72	31:45.48 *1								
76	23:07.49	74	25:06.12	74	27:06.97	80	27:46.63 *1	80	29:51.97 *1	78	31:52.70 *3								
72	23:25.92	76	25:09.53	76	27:12.27	79	28:08.00	79	30:02.86	80	31:56.69 *1								
		78	25:13.25 *2			74	29:06.56	74	31:07.82	79	31:57.68								
						76	29:14.69			74	33:07.72								



## SCRATCH RACE FOR PRE-WAR CARS

### RESULT - RACE 5

PI	No	CI	Name	Car	Laps	Time	Behind	MPH	Best Lap on	MPH Handicap
1	21		Eddie GIBBS	Frazer Nash SS Racer	7	12:20.82		67.50	1:43.24	7 69.19
2	4		Ian BAXTER	Alta 61 I.S. Single Seat	7	12:25.41	4.59	67.08	1:42.24	6 69.87
3	34		Julian GRIMWADE	Frazer Nash Single Seat	7	13:08.52	47.70	63.42	1:47.62	7 66.38
4	5		Tony SEBER	Wolseley Hornet Special	7	13:10.36	49.54	63.27	1:46.96	7 66.79 41.64
5	11		David LEWIS	Alvis Firebird/Speed 25	7	13:39.44	1:18.62	61.02	1:53.73	7 62.81 23.33
6	120		Christian PEDERSEN	Austin 7 Special	7	13:43.68	1:22.86	60.71	1:48.96	4 65.56 60.96
7	12		Hans VAN WORTEL	Riley Special	7	14:20.21	1:59.39	58.13	1:58.74	5 60.16 29.03
8	17		Geoff TOMS	Fiat 508S	6	13:08.69	1 Lap	54.34	2:07.42	4 56.06 24.17
9	81		Andrew CROYS DILL	Riley 12/4	6	13:32.15	1 Lap	52.77	2:12.33	4 53.98 18.17 *
10	28		David ASPLIN	Austin 7 Ulster Replica	6	13:53.64	1 Lap	51.41	2:14.30	5 53.19 27.84
11	30		Sharlie GODDARD	Morgan Le Mans Special	6	14:29.28	1 Lap	49.31	2:20.29	3 50.92 27.54

#### Not-Classified

6	Rodney SEBER	Wolseley Hornet Special	1	2:18.30	DNF	51.65	0	0.00
---	--------------	-------------------------	---	---------	-----	-------	---	------

#### Fastest Lap

4	Ian BAXTER	Alta 61 I.S. Single Seat				1:42.24	6	69.87
---	------------	--------------------------	--	--	--	---------	---	-------

Start Time : 15:25

Snetterton

17 Sep 17 15:42

Clerk of Course:

Time Issued:

Chief Timekeeper:

THESE RESULTS ARE PROVISIONAL UNTIL THE CONCLUSION OF ANY JUDICIAL AND TECHNICAL MATTERS

Timing by HS Sports Ltd - Results and Lap Times at [www.theresultslive.co.uk/vintage-sports-car-club](http://www.theresultslive.co.uk/vintage-sports-car-club)

# RACE GRID

## SCRATCH RACE FOR PRE-WAR CARS

### RACE 5

ROW 8

**30** 02:23.520  
Sharlie GODDARD

ROW 7

**15** 02:14.460  
Alexander HEWITSON

**35** 02:19.850  
Annette VAN WORTEL

ROW 6

**17** 02:07.380  
Geoff TOMS

**28** 02:10.650  
David ASPLIN

ROW 5

**12** 02:00.750  
Hans VAN WORTEL

**81** 02:04.900  
Andrew CROYSDILL

ROW 4

**6** 01:58.970  
Rodney SEBER

**69** 01:59.200  
Richard BRADLEY

ROW 3

**120** 01:50.140  
Christian PEDERSEN

**11** 01:58.540  
David LEWIS

ROW 2

**5** 01:44.550  
Tony SEBER

**4** 01:44.690  
Ian BAXTER

ROW 1

**34** 01:37.880  
Julian GRIMWADE

**21** 01:44.470  
Eddie GIBBS

**POLE**

# SCRATCH RACE FOR PRE-WAR CARS

## LAP TIMES - RACE 5

<b>4</b>	<b>Ian BAXTER</b>										
	<b>Lap</b>	<b>1</b>	<b>2</b>	<b>3</b>	<b>4</b>	<b>5</b>	<b>6</b>	<b>7</b>	<b>8</b>	<b>9</b>	<b>10</b>
	1	1:54.12	1:45.25	1:44.15	1:45.30	1:48.58	1:42.24	1:45.77			
<b>5</b>	<b>Tony SEBER</b>										
	<b>Lap</b>	<b>1</b>	<b>2</b>	<b>3</b>	<b>4</b>	<b>5</b>	<b>6</b>	<b>7</b>	<b>8</b>	<b>9</b>	<b>10</b>
	1	2:02.50	2:04.43	1:49.61	1:50.82	1:48.85	1:47.19	1:46.96			
<b>6</b>	<b>Rodney SEBER</b>										
	<b>Lap</b>	<b>1</b>	<b>2</b>	<b>3</b>	<b>4</b>	<b>5</b>	<b>6</b>	<b>7</b>	<b>8</b>	<b>9</b>	<b>10</b>
	1	2:18.30									
<b>11</b>	<b>David LEWIS</b>										
	<b>Lap</b>	<b>1</b>	<b>2</b>	<b>3</b>	<b>4</b>	<b>5</b>	<b>6</b>	<b>7</b>	<b>8</b>	<b>9</b>	<b>10</b>
	1	2:06.80	1:57.48	1:55.89	1:55.37	1:55.39	1:54.78	1:53.73			
<b>12</b>	<b>Hans VAN WORTEL</b>										
	<b>Lap</b>	<b>1</b>	<b>2</b>	<b>3</b>	<b>4</b>	<b>5</b>	<b>6</b>	<b>7</b>	<b>8</b>	<b>9</b>	<b>10</b>
	1	2:18.70	2:02.59	1:59.11	1:59.27	1:58.74	2:01.17	2:00.63			
<b>17</b>	<b>Geoff TOMS</b>										
	<b>Lap</b>	<b>1</b>	<b>2</b>	<b>3</b>	<b>4</b>	<b>5</b>	<b>6</b>	<b>7</b>	<b>8</b>	<b>9</b>	<b>10</b>
	1	2:20.35	2:10.15	2:09.17	2:07.42	2:11.89	2:09.71				
<b>21</b>	<b>Eddie GIBBS</b>										
	<b>Lap</b>	<b>1</b>	<b>2</b>	<b>3</b>	<b>4</b>	<b>5</b>	<b>6</b>	<b>7</b>	<b>8</b>	<b>9</b>	<b>10</b>
	1	1:53.76	1:44.97	1:44.09	1:44.94	1:44.46	1:45.36	1:43.24			
<b>28</b>	<b>David ASPLIN</b>										
	<b>Lap</b>	<b>1</b>	<b>2</b>	<b>3</b>	<b>4</b>	<b>5</b>	<b>6</b>	<b>7</b>	<b>8</b>	<b>9</b>	<b>10</b>
	1	2:28.73	2:16.48	2:17.92	2:19.80	2:14.30	2:16.41				
<b>30</b>	<b>Sharlie GODDARD</b>										
	<b>Lap</b>	<b>1</b>	<b>2</b>	<b>3</b>	<b>4</b>	<b>5</b>	<b>6</b>	<b>7</b>	<b>8</b>	<b>9</b>	<b>10</b>
	1	2:40.90	2:22.13	2:20.29	2:22.13	2:22.73	2:21.10				
<b>34</b>	<b>Julian GRIMWADE</b>										
	<b>Lap</b>	<b>1</b>	<b>2</b>	<b>3</b>	<b>4</b>	<b>5</b>	<b>6</b>	<b>7</b>	<b>8</b>	<b>9</b>	<b>10</b>
	1	2:01.48	1:51.88	1:54.13	1:53.47	1:51.39	1:48.55	1:47.62			
<b>81</b>	<b>Andrew CROYS DILL</b>										
	<b>Lap</b>	<b>1</b>	<b>2</b>	<b>3</b>	<b>4</b>	<b>5</b>	<b>6</b>	<b>7</b>	<b>8</b>	<b>9</b>	<b>10</b>
	1	2:26.54	2:14.37	2:13.02	2:12.33	2:12.71	2:13.18				
<b>120</b>	<b>Christian PEDERSEN</b>										
	<b>Lap</b>	<b>1</b>	<b>2</b>	<b>3</b>	<b>4</b>	<b>5</b>	<b>6</b>	<b>7</b>	<b>8</b>	<b>9</b>	<b>10</b>
	1	2:19.20	1:59.42	1:51.42	1:48.96	1:52.35	1:54.94	1:57.39			

# Lap Chart

## SCRATCH RACE FOR PRE-WAR CARS - RACE 5

Lap 1		Lap 2		Lap 3		Lap 4		Lap 5		Lap 6		Lap 7		Lap 8		Lap 9		Lap 10	
No	Time	No	Time	No	Time	No	Time	No	Time	No	Time	No	Time	No	Time	No	Time	No	Time
21	1:53.76	21	3:38.73	21	5:22.82	21	7:07.76	21	8:52.22	21	10:37.58	21	12:20.82						
4	1:54.12	4	3:39.37	4	5:23.52	4	7:08.82	4	8:57.40	4	10:39.64	4	12:25.41						
34	2:01.48	34	3:53.36	34	5:47.49	30	7:23.32 *1	81	9:06.26 *1	17	10:58.98 *1	34	13:08.52						
5	2:02.50	11	4:04.28	5	5:56.54	34	7:40.96	28	9:22.93 *1	81	11:18.97 *1	17	13:08.69 *1						
11	2:06.80	5	4:06.93	11	6:00.17	5	7:47.36	34	9:32.35	34	11:20.90	5	13:10.36						
6	2:18.30	120	4:18.62	120	6:10.04	11	7:55.54	5	9:36.21	5	11:23.40	81	13:32.15 *1						
12	2:18.70	12	4:21.29	12	6:20.40	120	7:59.00	30	9:45.45 *1	28	11:37.23 *1	11	13:39.44						
120	2:19.20	17	4:30.50	17	6:39.67	12	8:19.67	11	9:50.93	11	11:45.71	120	13:43.68						
17	2:20.35	81	4:40.91	81	6:53.93	17	8:47.09	120	9:51.35	120	11:46.29	28	13:53.64 *1						
81	2:26.54	28	4:45.21	28	7:03.13			12	10:18.41	30	12:08.18 *1	12	14:20.21						
28	2:28.73	30	5:03.03							12	12:19.58	30	14:29.28 *1						
30	2:40.90																		





## HANDICAP RACE FOR PRE-WAR CARS

### RESULT - RACE 6

PI	No	Cl	Name	Car	Laps	Time	Behind	MPH	Best Lap on	MPH
1	5		Tony SEBER	Wolseley Hornet Special	4	8:59.70		64.99	1:46.73	3 66.93
2	26		Roger TUSHINGHAM	MG N Type Special	4	9:00.51	0.81	55.43	2:05.18	3 57.07
3	52		Jo BLAKENEY-EDWARDS	Frazer Nash Super Sports	4	9:06.47	6.77	58.74	1:56.87	3 61.12
4	198		Nick HAYWARD-COOK	Austin 7 Monoposto	4	9:09.78	10.08	56.61	2:02.39	4 58.37
5	64		Harry PAINTER	MG PA 2Str	4	9:10.33	10.63	63.45	1:50.15	3 64.85
6	29		Chris CADMAN	MG Monthery Midget	4	9:11.81	12.11	51.78	2:13.56	4 53.49
7	36		Christopher EDMONDSON	MG C Type	4	9:36.86	37.16	49.53	2:20.69	2 50.77

#### Fastest Lap

5	Tony SEBER	Wolseley Hornet Specia	1:46.73	3 66.93
---	------------	------------------------	---------	---------

Start Time : 15:50

Snetterton

17 Sep 17 16:00

Clerk of Course:

Time Issued:

Chief Timekeeper:

THESE RESULTS ARE PROVISIONAL UNTIL THE CONCLUSION OF ANY JUDICIAL AND TECHNICAL MATTERS

Timing by HS Sports Ltd - Results and Lap Times at [www.theresultslive.co.uk/vintage-sports-car-club](http://www.theresultslive.co.uk/vintage-sports-car-club)

## RACE NUMBER 6: 4 LAPS

Drop Number	Grid Row	Cars are shown with their number of credit laps ie how many laps they will start with.				Secs
<b>5</b>	5	64 <input style="width: 20px;" type="text"/>		5 <input style="width: 20px;" type="text"/>		1.40
<b>4</b>	4		52 <input style="width: 20px;" type="text"/>		<input style="width: 40px;" type="text"/>	<b>1.00</b>
<b>3</b>	3	23 <input style="width: 20px;" type="text"/>		198 <input style="width: 20px;" type="text"/>		<b>0.45</b>
<b>2</b>	2		26 <input style="width: 20px;" type="text"/>		<input style="width: 40px;" type="text"/>	<b>0.25</b>
<b>1</b>	1	36 <input style="width: 20px;" type="text"/>		29 <input style="width: 20px;" type="text"/>		<b>0.00</b>

### Front Of Grid

Issue No    1  
0

Signed                      Handicapper

CoC

# HANDICAP RACE FOR PRE-WAR CARS

## LAP TIMES - RACE 6

---

<b>5</b>	<b>Tony SEBER</b>										
	<b>Lap</b>	<b>1</b>	<b>2</b>	<b>3</b>	<b>4</b>	<b>5</b>	<b>6</b>	<b>7</b>	<b>8</b>	<b>9</b>	<b>10</b>
	1	3:35.76	1:48.73	1:46.73	1:48.48						

---

<b>26</b>	<b>Roger TUSHINGHAM</b>										
	<b>Lap</b>	<b>1</b>	<b>2</b>	<b>3</b>	<b>4</b>	<b>5</b>	<b>6</b>	<b>7</b>	<b>8</b>	<b>9</b>	<b>10</b>
	1	2:40.06	2:08.86	2:05.18	2:06.41						

---

<b>29</b>	<b>Chris CADMAN</b>										
	<b>Lap</b>	<b>1</b>	<b>2</b>	<b>3</b>	<b>4</b>	<b>5</b>	<b>6</b>	<b>7</b>	<b>8</b>	<b>9</b>	<b>10</b>
	1	2:29.57	2:14.28	2:14.40	2:13.56						

---

<b>36</b>	<b>Christopher EDMONDSON</b>										
	<b>Lap</b>	<b>1</b>	<b>2</b>	<b>3</b>	<b>4</b>	<b>5</b>	<b>6</b>	<b>7</b>	<b>8</b>	<b>9</b>	<b>10</b>
	1	2:29.82	2:20.69	2:23.81	2:22.54						

---

<b>52</b>	<b>Jo BLAKENEY-EDWARDS</b>										
	<b>Lap</b>	<b>1</b>	<b>2</b>	<b>3</b>	<b>4</b>	<b>5</b>	<b>6</b>	<b>7</b>	<b>8</b>	<b>9</b>	<b>10</b>
	1	3:10.65	2:01.56	1:56.87	1:57.39						

---

<b>64</b>	<b>Harry PAINTER</b>										
	<b>Lap</b>	<b>1</b>	<b>2</b>	<b>3</b>	<b>4</b>	<b>5</b>	<b>6</b>	<b>7</b>	<b>8</b>	<b>9</b>	<b>10</b>
	1	3:38.30	1:51.46	1:50.15	1:50.42						

---

<b>198</b>	<b>Nick HAYWARD-COOK</b>										
	<b>Lap</b>	<b>1</b>	<b>2</b>	<b>3</b>	<b>4</b>	<b>5</b>	<b>6</b>	<b>7</b>	<b>8</b>	<b>9</b>	<b>10</b>
	1	2:57.97	2:05.46	2:03.96	2:02.39						

---

# Lap Chart

## HANDICAP RACE FOR PRE-WAR CARS - RACE 6

Lap 1		Lap 2		Lap 3		Lap 4		Lap 5		Lap 6		Lap 7		Lap 8		Lap 9		Lap 10	
No	Time	No	Time	No	Time	No	Time	No	Time	No	Time	No	Time	No	Time	No	Time	No	Time
29	2:29.57	29	4:43.85	26	6:54.10	5	8:59.70												
36	2:29.82	26	4:48.92	29	6:58.25	26	9:00.51												
26	2:40.06	36	4:50.51	198	7:07.39	52	9:06.47												
198	2:57.97	198	5:03.43	52	7:09.08	198	9:09.78												
52	3:10.65	52	5:12.21	5	7:11.22	64	9:10.33												
5	3:35.76	5	5:24.49	36	7:14.32	29	9:11.81												
64	3:38.30	64	5:29.76	64	7:19.91	36	9:36.86												



## GARRY WHYTE RILEY HANDICAP RACE

### RESULT - RACE 7

PI	No	Cl	Name	Car	Laps	Time	Behind	MPH	Best Lap on	MPH
1	32		George ALLEN-ELBOURN	Riley 12/4	5	11:05.14		62.10	1:53.68	5 62.84
2	20		Colin WOLSTENHOLME	Riley Racing MPH	5	11:12.29	7.15	59.30	1:57.16	5 60.97
3	1		Robert COBDEN	Riley Falcon Special	5	11:15.57	10.43	67.44	1:43.49	4 69.03
4	27		Andrew BAKER	Riley Brooklands	5	11:16.17	11.03	54.85	2:07.32	3 56.11
5	37		Robert BARBET	Riley Sports	5	11:31.16	26.02	51.68	2:16.56	2 52.31
6	81		Andrew CROYS DILL	Riley 12/4	5	11:49.67	44.53	52.17	2:11.96	2 54.13
7	18		Ian STANDING	Riley Brooklands	5	11:52.85	47.71	54.71	2:07.65	4 55.96

#### Fastest Lap

1	Robert COBDEN	Riley Falcon Special	1:43.49	4	69.03
---	---------------	----------------------	---------	---	-------

Start Time : 16:08

Snetterton

17 Sep 17 16:21

Clerk of Course:

Time Issued:

Chief Timekeeper:

THESE RESULTS ARE PROVISIONAL UNTIL THE CONCLUSION OF ANY JUDICIAL AND TECHNICAL MATTERS

Timing by HS Sports Ltd - Results and Lap Times at [www.theresultslive.co.uk/vintage-sports-car-club](http://www.theresultslive.co.uk/vintage-sports-car-club)

# RACE NUMBER 7: 5 LAPS

## - REVISED GRID

Drop Number	Grid Row	Cars are shown with their number of credit laps ie how many laps they will start with.			Secs
6	7	32			1.30
5	6		20		1.10
	5	15		16	
4	4		18		1.00
3	3	1			0.40
2	2		27		0.25
1	1	37			0.00

### Front Of Grid

Issue No 2  
Car 1 will race for 6 Laps

Signed \_\_\_\_\_ Handicapper

CoC

Issued at

17 Sep 2017 14:56

# GARRY WHYTE RILEY HANDICAP RACE

## LAP TIMES - RACE 7

---

<b>1</b>	<b>Robert COBDEN</b>									
<b>Lap</b>	<b>1</b>	<b>2</b>	<b>3</b>	<b>4</b>	<b>5</b>	<b>6</b>	<b>7</b>	<b>8</b>	<b>9</b>	<b>10</b>
1	1:44.82	1:44.48	1:43.49	1:44.22	1:45.11					

---

<b>18</b>	<b>Ian STANDING</b>									
<b>Lap</b>	<b>1</b>	<b>2</b>	<b>3</b>	<b>4</b>	<b>5</b>	<b>6</b>	<b>7</b>	<b>8</b>	<b>9</b>	<b>10</b>
1	3:18.30	2:08.17	2:10.43	2:07.65	2:08.30					

---

<b>20</b>	<b>Colin WOLSTENHOLME</b>									
<b>Lap</b>	<b>1</b>	<b>2</b>	<b>3</b>	<b>4</b>	<b>5</b>	<b>6</b>	<b>7</b>	<b>8</b>	<b>9</b>	<b>10</b>
1	3:20.92	1:58.50	1:57.68	1:58.03	1:57.16					

---

<b>27</b>	<b>Andrew BAKER</b>									
<b>Lap</b>	<b>1</b>	<b>2</b>	<b>3</b>	<b>4</b>	<b>5</b>	<b>6</b>	<b>7</b>	<b>8</b>	<b>9</b>	<b>10</b>
1	2:43.58	2:08.93	2:07.32	2:07.81	2:08.53					

---

<b>32</b>	<b>George ALLEN-ELBOURN</b>									
<b>Lap</b>	<b>1</b>	<b>2</b>	<b>3</b>	<b>4</b>	<b>5</b>	<b>6</b>	<b>7</b>	<b>8</b>	<b>9</b>	<b>10</b>
1	3:25.03	1:54.90	1:55.83	1:55.70	1:53.68					

---

<b>37</b>	<b>Robert BARBET</b>									
<b>Lap</b>	<b>1</b>	<b>2</b>	<b>3</b>	<b>4</b>	<b>5</b>	<b>6</b>	<b>7</b>	<b>8</b>	<b>9</b>	<b>10</b>
1	2:22.20	2:16.56	2:16.61	2:18.48	2:17.31					

---

<b>81</b>	<b>Andrew CROYS DILL</b>									
<b>Lap</b>	<b>1</b>	<b>2</b>	<b>3</b>	<b>4</b>	<b>5</b>	<b>6</b>	<b>7</b>	<b>8</b>	<b>9</b>	<b>10</b>
1	2:45.09	2:11.96	2:14.46	2:14.48	2:23.68					

---

# Lap Chart

## GARRY WHYTE RILEY HANDICAP RACE - RACE 7

Lap 1		Lap 2		Lap 3		Lap 4		Lap 5		Lap 6		Lap 7		Lap 8		Lap 9		Lap 10	
No	Time	No	Time	No	Time	No	Time	No	Time	No	Time	No	Time	No	Time	No	Time	No	Time
37	2:22.20	37	4:38.76	37	6:55.37	27	9:07.64	32	11:05.14										
27	2:43.58	27	4:52.51	27	6:59.83	32	9:11.46	20	11:12.29										
81	2:45.09	81	4:57.05	81	7:11.51	37	9:13.85	1	11:15.57										
18	3:18.30	20	5:19.42	32	7:15.76	20	9:15.13	27	11:16.17										
20	3:20.92	32	5:19.93	20	7:17.10	81	9:25.99	37	11:31.16										
32	3:25.03	18	5:26.47	18	7:36.90	1	9:30.46	81	11:49.67										
1	4:18.27	1	6:02.75	1	7:46.24	18	9:44.55	18	11:52.85										





## INTERMARQUE CHALLENGE RACE

### RESULT - RACE 8

PI	No	CI	Name	Car	Laps	Time	Behind	MPH	Best Lap on	MPH
1	21		Eddie GIBBS	Frazer Nash SS Racer	7	11:59.42		69.51	1:39.72	7 71.64
2	34		Julian GRIMWADE	Frazer Nash Single Seat	7	12:03.53	4.11	69.11	1:40.72	3 70.92
3	51		Edward WILLIAMS	Frazer Nash Super Sports	7	12:07.57	8.15	68.73	1:40.62	3 70.99
4	120		Christian PEDERSEN	Austin 7 Special	7	12:31.47	32.05	66.54	1:42.91	7 69.41
5	64		Harry PAINTER	MG PA 2Str	7	12:31.49	32.07	66.54	1:44.67	7 68.25
6	66		Mike PAINTER	MG Kayne	7	13:04.30	1:04.88	63.76	1:48.29	7 65.97
7	55		Christopher BATTY	Frazer Nash Super Sports	7	13:35.54	1:36.12	61.31	1:53.53	6 62.92
8	26		Roger TUSHINGHAM	MG N Type Special	6	12:30.85	1 Lap	57.08	2:02.50	3 58.31
9	98		James RICKETTS	Austin 7 Monoposto	6	12:56.04	1 Lap	55.23	2:04.52	3 57.37
10	60		Barry FOSTER	MG Monthlery	6	12:56.45	1 Lap	55.20	2:05.75	6 56.81
11	68		Mark GROVES	Frazer Nash TT Rep	6	13:05.22	1 Lap	54.58	2:04.84	2 57.22
12	41		Mark REECE	MG J4 Sports	6	13:28.00	1 Lap	53.05	2:12.62	5 53.86
13	65		Hamish McNINCH	MG PA 2Str	6	13:40.58	1 Lap	52.23	2:13.38	2 53.56
14	67		Andy KING	MG Pb Cream Cracker	6	14:10.79	1 Lap	50.38	2:18.38	6 51.62
15	36		Christopher EDMONDSON	MG C Type	6	14:25.05	1 Lap	49.55	2:19.81	5 51.09
16	90		Brian WALTON	Riley Sports	5	14:29.19	2 Laps	41.09	2:46.68	5 42.86

#### Not-Classified

49	Dougal CAWLEY		GN/Ford Piglet	5	8:45.14	DNF	68.02	1:42.00	5 70.03
----	---------------	--	----------------	---	---------	-----	-------	---------	---------

#### Fastest Lap

21	Eddie GIBBS		Frazer Nash SS Racer					1:39.72	7 71.64
----	-------------	--	----------------------	--	--	--	--	---------	---------

Cars - 36 & 68 - Time includes a 10 second penalty or an incorrect grid position

#### Intermarque Challenge Result

1st - MG - 82.46 mph

2nd - Frazer Nash - 79.11 mph

3rd - Riley - 41.09 mph

4th - Austin - 40.59 mph

Start Time : 16:31

Snetterton

17 Sep 17 16:48

Clerk of Course:

Time Issued:

Chief Timekeeper:

THESE RESULTS ARE PROVISIONAL UNTIL THE CONCLUSION OF ANY JUDICIAL AND TECHNICAL MATTERS

Timing by HS Sports Ltd - Results and Lap Times at [www.theresultslive.co.uk/vintage-sports-car-club](http://www.theresultslive.co.uk/vintage-sports-car-club)

# RACE GRID

## INTERMARQUE CHALLENGE RACE

### RACE 8

ROW 10		<b>90</b> 02:49.930 Brian WALTON	
ROW 9	<b>67</b> 02:22.440 Andy KING		<b>65</b> 02:34.130 Hamish McNINCH
ROW 8		<b>36</b> 02:15.250 Christopher EDMONDSO	<b>41</b> 02:17.330 Mark REECE
ROW 7	<b>68</b> 02:03.760 Mark GROVES		<b>60</b> 02:10.790 Barry FOSTER
ROW 6		<b>52</b> 02:00.140 Jo BLAKENEY-EDWARD	<b>26</b> 02:02.400 Roger TUSHINGHAM
ROW 5	<b>98</b> 01:58.870 James RICKETTS		<b>55</b> 01:59.950 Christopher BATTY
ROW 4		<b>1</b> 01:49.840 Robert COBDEN	<b>120</b> 01:50.140 Christian PEDERSEN
ROW 3	<b>51</b> 01:48.280 Edward WILLIAMS		<b>49</b> 01:48.690 Dougal CAWLEY
ROW 2		<b>64</b> 01:42.000 Harry PAINTER	<b>21</b> 01:44.470 Eddie GIBBS
ROW 1	<b>34</b> 01:37.880 Julian GRIMWADE		<b>66</b> 01:41.070 Mike PAINTER

POLE

# INTERMARQUE CHALLENGE RACE

## LAP TIMES - RACE 8

---

**21 Eddie GIBBS**

Lap	1	2	3	4	5	6	7	8	9	10
1	1:49.16	1:41.56	1:41.85	1:41.68	1:44.41	1:41.04	1:39.72			

---

**26 Roger TUSHINGHAM**

Lap	1	2	3	4	5	6	7	8	9	10
1	2:13.79	2:02.75	2:02.50	2:02.59	2:04.28	2:04.94				

---

**34 Julian GRIMWADE**

Lap	1	2	3	4	5	6	7	8	9	10
1	1:52.08	1:43.36	1:40.72	1:41.96	1:43.16	1:41.50	1:40.75			

---

**36 Christopher EDMONDSON**

Lap	1	2	3	4	5	6	7	8	9	10
1	2:31.21	2:21.09	2:21.26	2:21.46	2:19.81	2:20.22				

---

**41 Mark REECE**

Lap	1	2	3	4	5	6	7	8	9	10
1	2:23.29	2:12.94	2:13.57	2:12.65	2:12.62	2:12.93				

---

**49 Dougal CAWLEY**

Lap	1	2	3	4	5	6	7	8	9	10
1	1:53.76	1:43.94	1:43.10	1:42.34	1:42.00					

---

**51 Edward WILLIAMS**

Lap	1	2	3	4	5	6	7	8	9	10
1	1:53.80	1:43.69	1:40.62	1:41.95	1:43.04	1:42.37	1:42.10			

---

**55 Christopher BATTY**

Lap	1	2	3	4	5	6	7	8	9	10
1	2:06.37	1:55.44	1:55.04	1:55.67	1:54.41	1:53.53	1:55.08			

---

**60 Barry FOSTER**

Lap	1	2	3	4	5	6	7	8	9	10
1	2:17.73	2:08.25	2:08.36	2:07.61	2:08.75	2:05.75				

---

**64 Harry PAINTER**

Lap	1	2	3	4	5	6	7	8	9	10
1	1:55.95	1:45.84	1:46.76	1:45.71	1:46.56	1:46.00	1:44.67			

---

**65 Hamish McNINCH**

Lap	1	2	3	4	5	6	7	8	9	10
1	2:27.13	2:13.38	2:13.98	2:16.00	2:15.02	2:15.07				

---

**66 Mike PAINTER**

Lap	1	2	3	4	5	6	7	8	9	10
1	1:59.10	1:50.74	1:52.88	1:51.06	1:51.05	1:51.18	1:48.29			

---

**67 Andy KING**

Lap	1	2	3	4	5	6	7	8	9	10
1	2:33.10	2:19.62	2:22.10	2:18.98	2:18.61	2:18.38				

---

<b>68</b>	<b>Mark GROVES</b>										
	<b>Lap</b>	<b>1</b>	<b>2</b>	<b>3</b>	<b>4</b>	<b>5</b>	<b>6</b>	<b>7</b>	<b>8</b>	<b>9</b>	<b>10</b>
	1	2:21.14	2:04.84	2:05.51	2:07.30	2:10.32	2:06.11				

---

<b>90</b>	<b>Brian WALTON</b>										
	<b>Lap</b>	<b>1</b>	<b>2</b>	<b>3</b>	<b>4</b>	<b>5</b>	<b>6</b>	<b>7</b>	<b>8</b>	<b>9</b>	<b>10</b>
	1	3:05.44	2:51.90	2:54.10	2:51.07	2:46.68					

---

<b>98</b>	<b>James RICKETTS</b>										
	<b>Lap</b>	<b>1</b>	<b>2</b>	<b>3</b>	<b>4</b>	<b>5</b>	<b>6</b>	<b>7</b>	<b>8</b>	<b>9</b>	<b>10</b>
	1	2:17.22	2:06.23	2:04.52	2:14.98	2:08.17	2:04.92				

---

<b>120</b>	<b>Christian PEDERSEN</b>										
	<b>Lap</b>	<b>1</b>	<b>2</b>	<b>3</b>	<b>4</b>	<b>5</b>	<b>6</b>	<b>7</b>	<b>8</b>	<b>9</b>	<b>10</b>
	1	1:59.17	1:47.04	1:46.24	1:44.02	1:44.82	1:47.27	1:42.91			

---

# Lap Chart

## INTERMARQUE CHALLENGE RACE - RACE 8

Lap 1		Lap 2		Lap 3		Lap 4		Lap 5		Lap 6		Lap 7		Lap 8		Lap 9		Lap 10	
No	Time	No	Time	No	Time	No	Time	No	Time	No	Time	No	Time	No	Time	No	Time	No	Time
21	1:49.16	21	3:30.72	21	5:12.57	21	6:54.25	21	8:38.66	21	10:19.70	21	11:59.42						
34	1:52.08	34	3:35.44	34	5:16.16	65	6:54.49 *1	68	8:38.79 *1	34	10:22.78	34	12:03.53						
49	1:53.76	51	3:37.49	51	5:18.11	34	6:58.12	34	8:41.28	51	10:25.47	51	12:07.57						
51	1:53.80	49	3:37.70	49	5:20.80	51	7:00.06	60	8:41.95 *1	26	10:25.91 *1	26	12:30.85 *1						
64	1:55.95	64	3:41.79	64	5:28.55	49	7:03.14	98	8:42.95 *1	64	10:46.82	120	12:31.47						
66	1:59.10	120	3:46.21	120	5:32.45	36	7:13.56 *1	51	8:43.10	120	10:48.56	64	12:31.49						
120	1:59.17	66	3:49.84	66	5:42.72	64	7:14.26	49	8:45.14	68	10:49.11 *1	98	12:56.04 *1						
55	2:06.37	55	4:01.81	55	5:56.85	67	7:14.82 *1	90	8:51.44 *2	60	10:50.70 *1	60	12:56.45 *1						
26	2:13.79	26	4:16.54	90	5:57.34 *1	120	7:16.47	64	9:00.82	98	10:51.12 *1	66	13:04.30						
98	2:17.22	98	4:23.45	26	6:19.04	66	7:33.78	120	9:01.29	41	11:15.07 *1	68	13:05.22 *1						
60	2:17.73	60	4:25.98	98	6:27.97	55	7:52.52	41	9:02.45 *1	66	11:16.01	41	13:28.00 *1						
68	2:21.14	68	4:25.98	68	6:31.49	26	8:21.63	65	9:10.49 *1	65	11:25.51 *1	55	13:35.54						
41	2:23.29	41	4:36.23	60	6:34.34			66	9:24.83	55	11:40.46	65	13:40.58 *1						
65	2:27.13	65	4:40.51	41	6:49.80			67	9:33.80 *1	90	11:42.51 *2	67	14:10.79 *1						
36	2:31.21	36	4:52.30					36	9:35.02 *1	67	11:52.41 *1	36	14:25.05 *1						
67	2:33.10	67	4:52.72					55	9:46.93	36	11:54.83 *1	90	14:29.19 *2						
90	3:05.44																		



## HANDICAP RACE FOR PRE-WAR CARS

### RESULT - RACE 9

PI	No	CI	Name	Car	Laps	Time	Behind	MPH	Best Lap on	MPH
1	4		Ian BAXTER	Alta 61 I.S. Single Seat	4	9:14.12		63.62	1:46.20	3 67.26
2	8		Iain STEWART	Morgan Super Aero	4	9:16.42	2.30	59.98	1:54.63	4 62.32
3	2		Tony LEES	AC/GN Cognac	4	9:21.62	7.50	61.90	1:48.88	4 65.61
4	32		George ALLEN-ELBOURN	Riley 12/4	4	9:29.41	15.29	56.09	2:03.50	4 57.84
5	17		Geoff TOMS	Fiat 508S	4	9:31.83	17.71	53.23	2:06.70	4 56.38
6	22		Duncan POTTER	MG Montlhery Midget	4	9:36.11	21.99	52.81	2:11.51	4 54.32
7	37		Robert BARBET	Riley Sports	4	9:46.77	32.65	48.70	2:21.81	4 50.37
8	6		Rodney SEBER	Wolseley Hornet Special	4	9:48.94	34.82	56.14	1:59.07	4 59.99
<b>Not-Classified</b>										
	28		David ASPLIN	Austin 7 Ulster Replica	1	2:53.09	DNF	43.80		0 0.00

#### Fastest Lap

4	Ian BAXTER	Alta 61 I.S. Single Seat	1:46.20	3 67.26
---	------------	--------------------------	---------	---------

Car 17 - Time includes a 10 second jump start penalty

Start Time : 16:54

Snetterton

17 Sep 17 17:11

Clerk of Course:

Time Issued:

Chief Timekeeper:

THESE RESULTS ARE PROVISIONAL UNTIL THE CONCLUSION OF ANY JUDICIAL AND TECHNICAL MATTERS

Timing by HS Sports Ltd - Results and Lap Times at [www.theresultslive.co.uk/vintage-sports-car-club](http://www.theresultslive.co.uk/vintage-sports-car-club)

# RACE NUMBER 9: 4 LAPS

Drop Number	Grid Row	Cars are shown with their number of credit laps ie how many laps they will start with.				Secs
9	10		4			1.45
8	9	2				1.40
7	8		120			1.35
6	7	8		6		1.20
5	6		32		31	1.00
4	5	15		69		0.50
3	4		17			0.35
	3	22		19		
2	2		81		28	0.10
1	1	30		37		0.00

## Front Of Grid

Issue No 1  
0

Signed Handicapper

CoC

Issued at

17 Sep 2017 15:34

# HANDICAP RACE FOR PRE-WAR CARS

## LAP TIMES - RACE 9

---

<b>2</b>	<b>Tony LEES</b>										
	<b>Lap</b>	<b>1</b>	<b>2</b>	<b>3</b>	<b>4</b>	<b>5</b>	<b>6</b>	<b>7</b>	<b>8</b>	<b>9</b>	<b>10</b>
	1	3:45.94	1:54.92	1:51.88	1:48.88						

---

<b>4</b>	<b>Ian BAXTER</b>										
	<b>Lap</b>	<b>1</b>	<b>2</b>	<b>3</b>	<b>4</b>	<b>5</b>	<b>6</b>	<b>7</b>	<b>8</b>	<b>9</b>	<b>10</b>
	1	3:46.64	1:52.88	1:46.20	1:48.40						

---

<b>6</b>	<b>Rodney SEBER</b>										
	<b>Lap</b>	<b>1</b>	<b>2</b>	<b>3</b>	<b>4</b>	<b>5</b>	<b>6</b>	<b>7</b>	<b>8</b>	<b>9</b>	<b>10</b>
	1	3:38.26	2:06.47	2:05.14	1:59.07						

---

<b>8</b>	<b>Iain STEWART</b>										
	<b>Lap</b>	<b>1</b>	<b>2</b>	<b>3</b>	<b>4</b>	<b>5</b>	<b>6</b>	<b>7</b>	<b>8</b>	<b>9</b>	<b>10</b>
	1	3:27.56	1:57.96	1:56.27	1:54.63						

---

<b>17</b>	<b>Geoff TOMS</b>										
	<b>Lap</b>	<b>1</b>	<b>2</b>	<b>3</b>	<b>4</b>	<b>5</b>	<b>6</b>	<b>7</b>	<b>8</b>	<b>9</b>	<b>10</b>
	1	2:54.82	2:11.73	2:08.58	2:06.70						

---

<b>22</b>	<b>Duncan POTTER</b>										
	<b>Lap</b>	<b>1</b>	<b>2</b>	<b>3</b>	<b>4</b>	<b>5</b>	<b>6</b>	<b>7</b>	<b>8</b>	<b>9</b>	<b>10</b>
	1	2:58.13	2:14.37	2:12.10	2:11.51						

---

<b>28</b>	<b>David ASPLIN</b>										
	<b>Lap</b>	<b>1</b>	<b>2</b>	<b>3</b>	<b>4</b>	<b>5</b>	<b>6</b>	<b>7</b>	<b>8</b>	<b>9</b>	<b>10</b>
	1	2:53.09									

---

<b>32</b>	<b>George ALLEN-ELBOURN</b>										
	<b>Lap</b>	<b>1</b>	<b>2</b>	<b>3</b>	<b>4</b>	<b>5</b>	<b>6</b>	<b>7</b>	<b>8</b>	<b>9</b>	<b>10</b>
	1	3:16.64	2:05.41	2:03.86	2:03.50						

---

<b>37</b>	<b>Robert BARBET</b>										
	<b>Lap</b>	<b>1</b>	<b>2</b>	<b>3</b>	<b>4</b>	<b>5</b>	<b>6</b>	<b>7</b>	<b>8</b>	<b>9</b>	<b>10</b>
	1	2:29.58	2:28.70	2:26.68	2:21.81						

---



# Lap Chart

## HANDICAP RACE FOR PRE-WAR CARS - RACE 9

Lap 1		Lap 2		Lap 3		Lap 4		Lap 5		Lap 6		Lap 7		Lap 8		Lap 9		Lap 10	
No	Time	No	Time	No	Time	No	Time	No	Time	No	Time	No	Time	No	Time	No	Time	No	Time
37	2:29.58	37	4:58.28	17	7:15.13	4	9:14.12												
28	2:53.09	17	5:06.55	8	7:21.79	8	9:16.42												
17	2:54.82	22	5:12.50	22	7:24.60	2	9:21.62												
22	2:58.13	32	5:22.05	37	7:24.96	32	9:29.41												
32	3:16.64	8	5:25.52	4	7:25.72	17	9:31.83												
8	3:27.56	4	5:39.52	32	7:25.91	22	9:36.11												
6	3:38.26	2	5:40.86	2	7:32.74	37	9:46.77												
2	3:45.94	6	5:44.73	6	7:49.87	6	9:48.94												
4	3:46.64																		