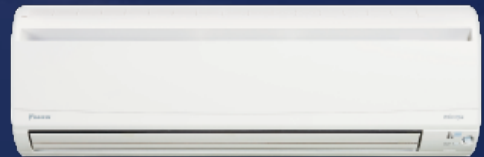




## L-SERIES HEAT PUMP RANGE



### ENERGY EFFICIENT, QUIET, RELIABLE, COMFORTABLE.

With its advanced and innovative technology, the L-Series by Daikin is an energy efficient heat pump to heat or cool your home. Daikin heat pumps have many economical features, and one of the largest ranges available, offering reliable and flexible solutions to suit any room or house.

Daikin's **24 hour weekly timer** provides a customised 7 day program with the ability to preset up to 4 settings per day. Furthermore the **3-D airflow** combines vertical and horizontal auto swing to circulate warm or cool air throughout large spaces. **Standby power function** reduces energy consumption when the system is not in use.

**Econo mode** reduces the maximum operating current and power consumption of the outdoor unit by approximately 30% during start-up. This provides outstanding energy efficiency and convenience when using multiple heat pumps and electrical devices simultaneously.

**Intelligent eye** reduces power consumption when the heat pump is operating and no activity is detected in a room. **Comfort airflow mode** and **3-D airflow** circulates air gently to all corners of the room.

### AIR PURIFYING FILTERS

Approved by the Asthma Foundation NZ's Sensitive Choice program, Daikin's L-Series heat pumps combine the air-purifying filters and a titanium apatite photocatalytic deodorising filter to trap most microscopic particles, decompose odours and help absorb and deactivate bacteria and viruses.

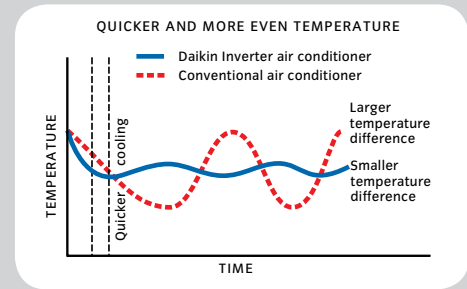


### DC FAN MOTOR

The DC fan motor generates more power while consuming less energy compared to the equivalent conventional AC motors. This not only results in maximum efficiency and lower running costs, but also minimises the amount of heat wasted from the fan motor in the cooling cycle thereby optimising the overall efficiency of the system.


# DESIGNED WITH DAIKIN'S INVERTER TECHNOLOGY.

Daikin's Inverter Technology makes our heat pumps more powerful and energy efficient than conventional, non-inverter models. Conventional heat pumps operate at a fixed speed all the time, meaning they are using the same amount of energy while operating. A Daikin inverter has advanced technology that operates more intelligently to suit actual requirements. It works by adjusting the cooling and heating output in accordance with the temperature in the room. When the desired temperature is reached, Daikin's inverter technology ensures it is constantly maintained, keeping you comfortable while running more efficiently.



## SPECIFICATION:

The higher the C.O.P and E.E.R. ratings, the more efficient and cost effective your heat pump will be to operate.

INDOOR UNIT		FTXS20LVMA	FTXS25LVMA	FTXS35LVMA	FTXS46LVMA	FTXS50LVMA	FTXS60LVMA	FTXS71LVMA	FTXS85LVMA	FTXS95LVMA	
OUTDOOR UNIT		RXS20LVMA	RXS25LVMA	RXS35LVMA	RXS46LVMA	RXS50LVMA	RXS60LVMA	RXS71LVMA	RXS85LVMA	RXS95LVMA	
Rated Capacity	Cool (kW)	2.0	2.5	3.5	4.6	5.0	6.0	7.1	8.5	9.4	
	Heat (kW)	2.7	3.4	4.0	5.1	6.0	7.0	8.0	9.0	10.5	
Capacity Rating	Cool (kW)	1.3-2.8	1.3-3.2	1.4-4.0	1.7-5.3	1.7-6.0	1.7-6.7	2.3-8.5	3.0-10.5	3.0-11.2	
	Heat (kW)	1.3-4.3	1.3-4.7	1.4-5.2	1.7-6.8	1.7-7.7	1.7-8.0	2.3-10.0	3.0-11.2	3.0-11.7	
Indoor Airflow Rate (Hi)	Cool (l/s)	162	177	188	203	305	320	352	397	378	
	Heat (l/s)	175	192	200	215	323	353	360	402	415	
Indoor Fan Speeds		5 steps, quiet and automatic									
Energy Label/ Star Ratings	Cool	4	4.5	3	2.5	3	2.5	2	2	2	
	Heat	4	5	4.5	2.5	3.5	3.5	2.5	2.5	2	
Front Panel Colour		White									
Power Supply		1 phase, 220-240, 50Hz									
Power Input (Rated)	Cool (kW)	0.45	0.54	0.91	1.25	1.32	1.69	2.08	2.58	2.88	
	Heat (kW)	0.61	0.70	0.88	1.37	1.47	1.73	2.18	2.51	3.22	
E.E.R./C.O.P.	Cool/Heat	4.44/4.43	4.63/4.86	3.85/4.55	3.68/3.72	3.79/4.08	3.55/4.05	3.41/3.67	3.29/3.59	3.26/3.26	
A.E.E.R./A.C.O.P.	Cool/Heat	4.37/4.37	4.57/4.81	3.81/4.51	3.66/3.70	3.77/4.06	3.53/4.03	3.40/3.66	3.28/3.57	3.25/3.25	
Dimensions (HxWxD)	Indoor (mm)	295x800x215				340x1050x248			340x1200x240		
	Outdoor (mm)	550x765x285			735x825x300			770x900x320	990x940x320		
Weight	Indoor (kg)	9	10	10	10	14	14	14	17	18	
	Outdoor (kg)	31	34	34	46	46	46	71	80	82	
Compressor Type		Hermetically sealed swing type									
Refrigerant Type		R410A									
Max Pipe Length	(m)	20	20	20	30	30	30	30	30	30	
Max Level Difference	(m)	15	15	15	20	20	20	20	20	20	
Pipe Sizes	Liquid (mm)	6.4	6.4	6.4	6.4	6.4	6.4	9.5	9.5	9.5	
	Gas (mm)	9.5	9.5	9.5	12.7	12.7	12.7	15.9	15.9	15.9	
Outdoor Operating Range (outdoor temp)	Cool (°CDB)	10 to 46									
	Heat (°CWB)	- 15 to 18									
Indoor Sound Level (H/SL)	Cool (dBA)	38/22	40/22	42/23	44/32	46/32	48/33	51/34	49/37	51/38	
	Heat (dBA)	39/25	40/25	42/26	42/30	45/30	48/30	49/32	49/35	50/35	
Outdoor Sound Level (H/SL)	Cool (dBA)	46/43	47/43	49/44	47/44	47/44	49/46	52/49	54/51	54/50	
	Heat (dBA)	47/44	48/44	49/45	48/45	48/45	49/46	53/49	55/51	55/51	
Outdoor EPA Sound Power Level (H)	Outdoor (dBA)	61	62	63	62	62	63	67	69	69	
EECA Energy Star Compliant			✓	✓		✓	✓	✓	✓		

- NOTES:**
- The rated capacity is measured in accordance with AS/NZS 3823.1.2
  - The cooling (or heating) output capacity will be reduced below the rated value as the outdoor temperature approaches the maximum (or minimum) outdoor temperature operating range limit.
  - The specifications, designs & information in this flyer are subject to change without notice. Unit colours shown are as close as possible to actual unit colours. Colours depicted in this flyer may vary slightly.

Your Local Daikin Specialist Dealer: