

# Quail Call

**San Diego Model A Ford Club Inc.**  
Celebrating over 50 years of Model A'ing



P.O. BOX 19805 SAN DIEGO, CA. 92159

APRIL 2018

## **PRESIDENT'S REPORT:** Stan Boyer

March proved to be a bit of a slow month for our club. Unfortunately, the tour to MCAS Miramar's Leatherneck Museum got cancelled due to rain. The tour sounded as if it would have been interesting and fun! Hopefully, Dave and Kris will be able to reschedule it. We do, however, have great events coming up in April, not the least being the Orange County Overnight and Pancake Breakfast. If you haven't signed up for this or our other activities you can do so at our next general meeting on Friday night, April 13<sup>th</sup>. Otherwise you can contact the people in charge to put you on the sign-up lists. Currently we have nine Model A's (maybe 10) and one or two moderns signed up to drive to Orange County with the Frazee's, and a couple of other A's from the Palomar Club, on Saturday April 21<sup>st</sup>. Once we meet up with the Frazee's we will drive all non-freeway roads to O.C. Two moderns are coming up on Sunday morning.



The Modesto Area A's Club is coordinating the raffle items for the 2018 MAFCA National Convention in Reno in June. They are asking for merchandise donations (any gift large or small). If you'd like to donate, let me know and I will give you the contact information.


The "Hard Luck Trophy" is looking for a new temporary home. Judy and I have been housing it for two months just waiting for it to have its next place to reside. One of you may have the "honor" of getting to keep it for a month. It will be at our May general meeting just in case someone has earned it.

*Editors Note: Make sure you take a look at Dave's Tech talk, it may help you dodge that lovely, Hard Luck Trophy!*

## **UPCOMING EVENTS:** Mark your calendar

- APRIL:** 2 Board Meeting 7pm @ Valarie's  
1 3 Business Meeting San Carlos Rec.7pm  
14 War Birds car display at Gillespie Field  
21 Overnighter's Best Western Hotel  
22 Orange County Pancake Breakfast Hart Park  
28 Lakeside Western Days Parades

**Orange County Pancake Breakfast Sunday April 22,  
overnighter's make your reservations for April 2  
Best Western Orange Plaza (1-714-633-7720)**



- MAY:** 11 Business Meeting 7pm San Carlos Rec. Center  
19 Tierrasanta Parade  
26 Tour to La Costa to see a Car Collection  
28 Kensington Memorial Day Parade

## QUAIL CALL

Published monthly by San Diego Model A Ford Club  
All articles submitted for publication should reach the editor before the 25th of each month. All articles become the property of San Diego Model A Ford Club and are subject to corrections or revisions. Permission granted to reprint articles.

**We guarantee mistakes in every issue !**

**You will find past and present issue of the Q.C. on the website**

### EDITOR

Valarie Basham  
9271 Huntington Ave.  
San Diego, Ca. 92123-3124  
(858) 278-6317  
E-mail: [dcmomof12@aol.com](mailto:dcmomof12@aol.com)

### WEB SITE

[www.sandiegomodelaclub.com](http://www.sandiegomodelaclub.com)  
Dave Johnson (619) 921-9405

## 2018 BOARD OF DIRECTORS AND COMMITTEE CHAIRMEN

### BOARD OF DIRECTORS

PRESIDENT	Stan Boyer	(619) 224-5386
VICE PRES.	Fred Crone	(619) 265-7014
SECRETARY	Nancy Lovell	(858) 277-0216
TREASURER	Jim Taber	(619) 447-7801
TOURS	Arlyn Bieber	(858) 530-2336
TECHNICAL	Dave Francis	(619) 966-9040
PAST PRES.	Paul Winchester	(619) 599-3116

Board Meetings are held quarterly: see *Quail Call* for dates and location. All member are welcome to attend, just let the host or hostess know you are coming. Board members must belong to both National Clubs.

### COMMITTEE CHAIRMEN

Membership	Bob/Carol Weckman	(858) 3548570
Fashions	Vacant	(any Volunteer's ?)
Refreshments	Patty Winchester	(619) 504-4508
	Judy Jo Beardslee	(619) 246-5539
Cor. Secretary	Kris Francis	(619) 966-9040
Property	Reen Kotas	(858) 278-8178
Ways & Means	Dave/Kris Francis	(619) 966-9040
Merchandise	Betsy Johnson	(619) 280-2492
Rec. Rep.	JudyJo Beardslee	(619) 465-9513
Defender,	Ray Beardslee	(619) 465-9513
Mail-box	Ray Beardslee	(619) 465-9513
So. Ca. Rep.	John Frazee	(760) 729-4865
Web Master	Dave Johnson	(619) 921-9405

## CLUB MAILING ADDRESS: P.O. BOX 19805 SAN DIEGO, CA. 92159

### BUSINESS MEETING HELD THE 2ND FRIDAY OF EACH MONTH AT 7:00 PM

San Carlos Recreation Center  
6445 Lake Badin Ave.

San Diego, Ca. (619) 527-3443

The San Diego Model A Ford Club was first founded in 1957 by a few dedicated Model A owners. Our purpose is to help preserve the Model A, which was in production by the Ford Motor Company from 1928-1931. Ownership of a Model A is not a requirement for membership in the club. Membership dues are \$30.00 per calendar year. Membership in one of the National Clubs is mandatory (either MARC or MAFCA) and the responsibility of each member. Contact information to join a National Club is listed below:



### **Model A Restorers Club**

6721 Merriman Road,  
Garden City, Michigan 48135  
(734) 427-9050

E-mail: [modelarestorers@sbcglobal.net](mailto:modelarestorers@sbcglobal.net)

Website: [www.modelaford.org](http://www.modelaford.org)

Dues are \$45.00 per calendar year.


### **Model A Ford Club of America**

250 S. Cypress Street  
La Habra, Ca. 90631-5515  
(562) 697-2712

E-mail: [info@mafca.com](mailto:info@mafca.com)

Website: [www.mafca.com](http://www.mafca.com)

Dues are \$50.00 per calendar year.



SAN DIEGO MODEL A CLUB, INC  
General Business Meeting – March 9, 2018



**President Stan Boyer:** Stan began the meeting at 7:00 pm. Ed Poffenberger, who served in the military (Army) lead the Pledge of Allegiance. A signup sheet was being routed around tonight for those who served in the military to sign so that each of them will have the opportunity to lead the Pledge of Allegiance at future meetings. Stan requested those that had bills need to submit them to Jim Taber tonight. The General Business meeting minutes of 2-9-18 were approved. If anyone has any car parts, fashions of the Model A Era that they would like to donate as a raffle at the Reno Convention (6-23-18 thru 6-30-18) please let them know.

**Refreshments:** Patty Winchester: Thanks to Betsy Johnson, Nancy Lovell and Valarie Basham who brought and shared treats. Please sign up for upcoming months.

**Ways & Means:** Dave & Kris Francis: Item #1 –Detailed parts storage container Item #2 - Abbott Exhaust System brackets Item #3 1928 Service Letters and DVD's from the Model A Era, Item #4 – Antique glass ware and plant, Item #5 coffee mug and fuel gauge, Item #6- a framed Model A Ford Poster donated by Dave Kelsen. Door Prize was a \$15.00 Rubios Gift Card, 50/50 raffle.

**Parades** (organized by Fred Crone)- **4-28-18- Lakeside Western Days Parade-** meet at Target parking lot off Broadway at 8:15 am, parade begins at 9:35am. **5-19-18—Tierra Santa Patriots Parade-** starts at 10 am.**5-28-18 –Memorial Day Parade –** details will be relayed later.

**Tours:** Nayola Bieber (one of the coordinators for tours). Thanked The Lazars for the wonderful tour in Alpine of the Wall of Honor and hosting a lunch at their home. Upcoming tours are as follows:

**March 17, 2018- Flying Leathernecks Museum at Miramar –** handled by Dave & Kris Frances- will meet at 10 am at the just west of the north gate to enter Miramar Air Station.

April 14, 2018- War Birds at Gillespie Field – starts at 9 am. Let Bud Swartwood know if you need to leave at 2 pm because it lasts til 4 pm and you may not be able to exit until then.

**April 21 &22, 2108 - Orange County Breakfast -**Anyone who plans to drive up the day before (4-21-18) and spend the night at the Best Western Hotel or any other hotel in area need to make their reservations now (Nayola has ph#). Drive Model A if you can. Plan is to meet at IHOP in Mission Valley, head up I-15 to Fallbrook, then go on back roads to Orange County Breakfast.

May 26, 2018- Rolls Royce Tour- being organized by Danny Machado- display of Rolls Royces, Bentley's in La Costa. There will be a \$5.00 fee and a BBQ lunch (hot dogs, root beer floats).

**November 2,3 and 4, 2018-** Trip to Idllywild – anyone wishing to attend should make reservations now at the Silver Pines Lodge or Village Silver Pines (phone 951-659-4335). Will be staying 2 nights (the 2 and 3<sup>rd</sup> and checking out on the 4<sup>th</sup>) –fun time for all. **April 22, 2108 - Orange County Breakfast** Anyone who plans to drive up the day before (4-21-18) and spend the night at the Best Western Hotel or any other hotel in area need to make their reservations now (Nayola has ph#). Plan is to meet at IHOP in Mission Valley, head up I-15 to Fallbrook , then go on back roads to Orange County Breakfast.

**Apparel:** Betsy Johnson-Wide variety of shirts available. .

**Quail Call –** Valarie Basham: 2018 Rosters are still available (charge is \$1.50 each).

**Fashions –** (Vacant).

**Technical –** Dave Francis – Discussed Front Wheel Bearings- 1step to remove races from hub, then install, clean with lacquer thinner or WD -40, dry and pack, pack my hand. Mystery Part: part for horn.

**Treasurer - Jim Taber (presented expenses and it was approved (pay the bills).**

Bills to pay \$78.41 (Quail Call), \$66.25(certificate award) \$23.62

(Ways& Means), \$4.96 (Refreshments)

**JOKE:** Ric Bonnoront- treated us to some laughter.

**ADJOURNED:** Meeting closed at 8:45 pm.

Respectfully Submitted, Recording Secretary Nancy Lovell



## TOURS COORDINATORS: Arlyn & Nayola Bieber

Unfortunately the tour to the Leatherneck Museum at Miramar had to be canceled due to some rather lousy weather. Dave & Kris are trying to reschedule it for August. They will keep us posted...



### UPCOMING TOURS:

**Orange County Pancake Breakfast, April 21 & 22.** Leave **8:00am SHARP** on Saturday from the Mission Valley IHOP parking lot (2169 Fenton Pkwy off Friars Rd.) to drive to Fallbrook where we will join John Frazee and the Palomar Club to continue (driving mostly on back roads) to the city of Orange. For those of you who haven't driven to the breakfast a day early, pack "appetizer foods" and drink to share with the group at the Best Western late Saturday afternoon. Don't forget folding chairs and bring your mailing name stickers to use on all those raffle tickets you will be buying at the Pancake Breakfast. On Sunday morning we will drive over to Hart Park where other members of our club, who drive up for the day will join us for breakfast, we'll see several hundred Model A's, and perhaps win some really nice raffle items.

**May 26, "Rolls & Bents" Tour,** Calumet Collection, La Costa. (Save the Date)

**Reserve the dates – November 2, 3 and 4 for the Idyllwild Overnight Tour.** We'll be staying at Silver Pines Lodge (using their big fireplace room for activities) and the Silver Pines Village, make reservations by calling 951-659-4335 or [www.silverpineslodge.com](http://www.silverpineslodge.com).

---

## PARADES & Car Displays: Fred Crone


Parade season is almost here. Our first parade is the Lakeside Western Days Parade on Sat. April 28. We will meet at the El Cajon Target parking lot for an 8:15 departure - with the parade starting at 9:35 am. (Cowboy hats suggested.) Last month we had 15 cars sign up for this event, but there is always room for more.



The next parade is the Tierrasanta Kiwanis Patriots Day Parade on Sat. May 19. We will meet at the Abby's Barbecue parking lot on Clairemont Mesa Blvd. and Ruffin Rd. for an 8:30 departure time. Parade starts at 10:00. Abby's itself is closed, but the lot is still a good place to meet for this event.

Next is the Kensington Memorial Day Parade on Monday, May 28 (Memorial Day holiday itself). Meeting place is the Fenton Parkway IHOP lot in Mission Valley for a 9:00 am departure. Parade starts at 10:30.

In June there is the La Mesa Flag Day Parade on Sat. June 2. The details for this are still being worked out, but we will probably meet at the old Coco's on Lake Murray Blvd. for approx. 8:30 am departure -parade starts at 10:00 am.



## TECHNICAL TALK with Dave Francis



Hello everyone! With the active portion of the parade and tour season rapidly approaching it's time to ensure your Model A is fully road ready. This is particularly important given that some of the tours are longer distance tours (notably Orange County and Reno). With this in mind, the following article provides some excellent preventative maintenance recommendations for bringing your Model A up to the mark. This article was originally authored a number of years ago by Hal Cable of the Hudson Valley Region Model "A" Restorers Club, and reprinted in the "Ah-O-Gah News", which is the newsletter of the Sagebrush Chapter of the Model A Ford Club located in Carson City Nevada. With the exception of *Steps 3 and 8*, and the references provided to the applicable procedures in the *Model A Ford Mechanics Handbook*, the article remains unchanged from the originally authored version.

### When Was the Last Time You?

1. "Greased your throw-out bearing. To do this job remove floor mats and floorboards and clutch inspection plate. Grease bearing through fitting on throw-out collar. Do not over-grease." (See Section III in *Model A Ford Mechanics Handbook* by Les Andrews.)
2. "Packed your wheel bearings. Remove wheels and drums, wash the bearings and races thoroughly. Pack bearings with wheel bearing grease and re-assemble. Do not forget the cotter pin." (See Section III & 1-61.)
3. *Changed the engine oil (See Section III). This step originally included information on flushing the crankcase. In days gone by this was probably a valid recommendation, but because the quality of today's detergent oils is so good, use of a good quality oil that is changed regularly (500 miles) should be more than sufficient to keep your engine internals clean.*
4. "Greased your speedometer cable. Remove dash panel and disconnect speedometer cable. Pull out the small inside cable and wash thoroughly. Pack with Light cup grease and reinstall in the casing. Wipe off excess grease and replace instrument panel."
5. "Oiled your gas pedal linkage. There are three places to oil. Behind the engine on the shaft supports there are holes drilled for oiling. Also where the rod connects from the carburetor." (Section III.)
6. "Tightened your lug nuts. Use firm even pressure on all lug nuts. Be sure to see whether nuts are pressing the wheel to the drum or just bottoming on the studs. A wheel that is not properly bolted to the drum can be ruined in very short order." (Appendix A-2.)
7. "Checked the oil in the transmission and rear end. Keep level up to the filler plug, use 600W (SAE 160) in both. This oil can be obtained at Sears Robuck or any big truck stop. Be sure it is non-foam." (Section III.)
8. *Drained and refilled the cooling system. Distilled water is one of the recommended coolant choices for use in a Model A. If you do use distilled water as a coolant it is important to supplement this with an anti-rust product. Red Line Oil's WaterWetter is reported to improve the heat transfer properties of the coolant (water or antifreeze) as well as providing good long term corrosion protection. The use of this product was recommended in a MAFCA technical article as well as in an article published by the Rocky Mountain Model A Club.*
9. "Tightened the fan belt. Loosen generator mounting bolt, move generator away from block until most of the slack is taken up in the belt. Tighten belt, then check belt to see if adjustment has changed." (Section 1-162.)
10. "Rotated your tires. Spare to the right front, right front to left rear, left rear to right rear, right rear to left front, left front to spare. Follow same pattern in each rotation."
11. "Checked your radiator hoses and clamps. Feel hose, if soft and gummy replace them. Same with split or rotten ones. Check clamps for tightness and watch for broken ones."
12. "Had your front wheels aligned. Should be done on special equipment. (See "A" Cheap and Cheerful Approach" in Echoes April 1993 page 8)."

## Technical Talk continued,

13. "Oiled your generator. There should be two oil holes on the generator. The rear one is easy, the front one is protected by an "L" shaped clip that has to be removed to one side." (Section III.)
14. "Spent an hour tightening nuts and bolts all over the car. Self explanatory."
15. "Adjusted your point gap in the distributor. Ford recommends a gap of .018 to .022. Check the gap at least every 500 miles."
16. "Checked the air in the spare tire. Self explanatory."
17. "Checked out your emergency tool kit – including jack. To each his own, should include points, condenser, plugs, wire, tools and a fire extinguisher."
18. "Adjusted your emergency brake. Take up the slack with the devises on the forward end of the emergency brake rods. When there is no more adjustment left, reline the bands." (Section 1-33.)
19. "Filled your shock absorbers. On all original shocks, there is a filler plug located near the top of the unit. It has a 3/8 square nut on it, use only Houdaille, Ford or Delco shock absorber fluid or use glycerin."
20. "Cleaned and tightened your battery connections. Most corrosion and sulfate deposits can be washed off in a solution of baking soda and then flushed with warm water. Pull cables off the terminals and clean the contact surfaces with rough sandpaper or file. Flush with warm water and reattach them. The use of Vaseline or light cup grease after assembly is recommended." (Section 1-18.)
21. "Polished headlight reflectors. Use very soft cloth or cotton with silver polish, not chrome polish as it will scratch and dull the reflection. When polished, use new gaskets."
22. "Checked out all your light bulbs. Self explanatory."


Implementation of the above maintenance recommendations MAY just prevent you from being awarded the dreaded **HARD LUCK TROPHY**. **Happy motoring!**

### MYSTERY PART:

Identify this Model A part and send an email to Dave Francis at: [C182H@cox.net](mailto:C182H@cox.net) with your answer or educated guess. Your answer may be the part name or an accurate description. The names of those who correctly identify the part will be placed in a box for a drawing at the next meeting.

Remember you must also attend the meeting to receive the \$10 award.

**Good luck!**



# 1928 ERA FASHIONS 1931 (Still looking for a Fashion Coordinator)

## PAJAMAS

By Lois Przywitowski (Roadrunner Newsletter April)

***“Because they have grace and chic --- because they are equally practical and comfortable -- pajamas are the outstanding and best-beloved of all fashions. The little girl, the dignified hostess and her youthful guests . . . all attire themselves smartly for almost every occasion in these smart new designs.” Pictorial Review, June 1931***

Pajamas have a long history in clothing. According to Wikipedia the original pajama was worn by both sexes in South and West Asia. It was known as pajama, a “loose, lightweight trouser fitted with draw-string waistband.” The word pyjama or pajama derives from the Persian word payjameh.

The British adopted the pajama during the period of their expansion, adding a top and jacket. By the Model A era, the pajama was worn for beach wear, sporting activities, entertaining at home, and dancing, as well as sleeping and lounging. The following images show the many styles and uses of the pajama.



## Firestone Married Ford

On June 21, 1947, Martha Firestone, daughter of Harvey Firestone, married William Clay Ford, son of Henry Ford. The fathers of the couple had been good friends during their lives after Firestone received the exclusive contract to supply tires for Ford's Model T. Unfortunately, neither man lived to see this wedding.

## And the Award for World's Worst Driver Goes to.....

The record for the world's worst drivers is a tossup between two candidates: First, a 75 year old man who received 10 traffic tickets, drove on the wrong side of the road four times, committed four hit and run offenses, and caused six accidents, all within 20 minutes on October 15, 1966.

Second, a 62 year old woman who failed her driving test 40 times before passing it in August, 1970 (by that time, she had spent over \$700 in lessons, and could no longer afford to buy a car).



## TINKERITIS (NOT A MEDICAL TERM)

When I find myself with a little time to spare, and look for an excuse to get away from the “honey do’s” I head for the garage to tinker with my 29 coupe. I can not count the number of times it cost me in time and money to correct a problem that did not need my attention in the first place.

I recall the time I decided to service the horn assembly. Simple enough, Just remove the back cover and add a few drops of light oil to the felt pads. Prior to that the ahooghha worked fine, afterwards it required a complete overhaul. Guess when the oil cap came off and dumped 4 fluid oz’s all over the innards did not help the situation much.

I have always been obsessed with knowing the radiator hose connections were tight to prevent potential leaks. I discovered over-tightening either broke the clamp, or caused the hose to split.

Many a time I managed to break various nuts, especially wheel lugs while giving one more tug on the socket wrench for good measure.

My most memorable and costly goof happened when I decided to add an ignition cut-off switch that shorted out due to the cable rubbing against the clutch pedal. (bad routing on my part), resulting in the floor board catching fire. Good thing I had an extinguisher handy and there was a roll-back tow truck available to give ole BOB a ride home.

Another time I attempted to start the car with a jumper attached to the starter, instead of the battery terminal. It also shorted. Another fire.

There was a time I detected slight seepage from the gas cutoff valve inside the cab. After tinkering with it gas flowed to the point it had to be replaced.

**Morale: If it ain’t broke, leave well enough alone and don’t fix it.**

I just recalled an associated article from the past where I referred to my first girl friend as “well enough”, and upon leaving my home town for Navy boot camp I told all my school buddies to leave well enough alone. But that is another story!.

Bill Corson and BOB (his Bucket of Bolts!)

---

## Is It a Leaker, or What?

Back in “the day” when Mr. Ford threw together a bunch of parts that resulted in what we now know as a Model A, most roads, and garage floors were dirt. No problem if a few drops, or drips of oil fell on them. Just as in the animal kingdom, we refer to that phenomena as marking it’s territory.

Even today’s modern vehicles spew oily substances, as witnessed by roadway slick.

As a youngster I had seen the dumping of used oil on road surfaces to keep down the dust factor. (environmentalist be damned).

I dread to think what my paved garage floor would look like if not for a catch pan under my coupe. Although it has not happened to me YET, a friend told me of the time he got distracted after draining the oil and forgot to replace the plug until after adding 4 quarts of oil back into the crankcase. Unfortunately, he did not have a catch pan and did not notice it until a river of oil appeared under his shoe.

Lesson learned.

Bill Corson





## High Compression Head

By: Malcolm McIntyre (Reprinted from the Roadrunner April 2012)

One of the more common ways to boost the performance of today's Model A is the use of the high compression head. All of the major vendors sell them, the common types are 5.5 to 1 and 6.0-to 1. The original head on a Model A is listed by Les Andrews as 4.22 to 1.

The major limiting factor in early engines was the quality, or lack thereof of the gasoline. We consider today's gas as uniform and basically gas is gas from station to station. Back in the 20's that wasn't the case so the engines had to be de-signed to handle poor and uneven batches of low octane fuel. As refining methods improved, and ethyl gas became more common, engines could be designed with higher compression, developing more power. So back to our Model A with that low compression head. What was the owner who wanted more zip supposed to do?

Well in February 1931 as announced in their self titled "Winfield News", Ed Winfield and his company introduced two high compression head kits. The first was the No. 6 a 6 to 1 (it was painted yellow) and the package came with the head, 4 metric #13 Champion spark plugs, 4 high tension Packard spark plug wires, a water pump gasket, a ready install B (1 1/4") downdraft carburetor (Winfield), downdraft manifold, gas line, choke control and instructions. The second head was the No. 7 a 7 to 1 (painted red) and used a BB (1 3/8") carburetor (Winfield), everything else was the same. The price for either was \$75 or for \$40 you could purchase just the head, plug and ignition wires. The No. 6 head would run using a "good quality grade of white gas", where the No. 7 required ethyl.

So what did you get for your hour of advertised installation time? According to my brochure you would get 24 mpg at 40mph and 17.5 mpg at 60 mpg using the No. 6 head. Testing with a stock roadster obtained a top speed of 58.6 mph. With the No. 6 head installed and the downdraft carburetor the same car achieved 77.4 mph. A No. 7 head with the top and wind-shield off achieved 85.7 mph!

It's interesting to note that at the end of the pamphlet they state that the No6 head is recommended for general all around performance whereas the No. 7 is primarily for the man interested in getting all of the top speed his car will develop. Personally I think if I was interested in going 85 mpg, I would drive a newer car.

**WINFIELD NEWS**

VOL. 3 No. 1      LOS ANGELES, CALIFORNIA      FEBRUARY, 1931

### Announcing a New High Compression Flat Head for the Model "A" Ford

Winfield announces a new product—a high compression flat head for the Model A Ford. This new head together with the Winfield downdraft carburetor will make a Ford out-pull, out-accelerate, and out-demonstrate anything you have ever seen.

A black and white photograph showing a group of men gathered around the engine of a car. The engine is the central focus, with several men leaning over it, some pointing at specific parts. Four numbered callouts (1, 2, 3, 4) are visible, pointing to different components of the engine. The men are dressed in suits and jackets, typical of the early 1930s. The background shows a landscape with hills.

**WINFIELD NEWS**

### Newspaper Men See a 1930 Stock Ford Roadster Go 85 Miles per Hour

This new Winfield head was recently tested before the newspaper representatives of the Los Angeles Press. The tests were made over a measured quarter mile course. A stock 1930 Ford Phaeton was put through the trap. The car was absolutely stock in every way—

A black and white photograph showing a 1930 Ford Roadster with a license plate that reads "92-86-41". A large group of men, including newspapermen and police officers, are gathered around the car. Some are standing near the front, while others are further back. The scene appears to be a public demonstration or test run. The men are dressed in suits and uniforms, typical of the early 1930s.

The Car, the Head, and the Carburetor that did 85.7 M.P.H. This test was made under the supervision of representatives from the Los Angeles newspapers, the Motor Police, and officials from the Winfield factory who are shown in this picture. At the wheel is Ed Winfield, inventor and designer of the Head and Carburetor.



Radiator Shells 1930  
Larry Kaiser 619-460-5233

If you have any Model A related parts or cars for sale, we can list them here in future issue of the Quail Call. If you are looking for a special part, tool or car we can list that too: The deadline is the 25th of each month

Email: Valarie Basham: dcmomof12@aol.com



**REFRESHMENTS:** Patty W.

These people will be providing goodies for the April 13th meeting.

- |                 |                  |
|-----------------|------------------|
| Jerriann Taber  | JudyJo Beardslee |
| Ed Poffenberger | Sherrill Kelsen  |
| RJ Taylor       | Julie Halter     |

*THANK YOU*

*I want to THANK everyone in the club for their love and support during Gene's bad days and since his passing. It was so wonderful to see everyone at his memorial and I am sorry I didn't get a chance to say something to everyone.*  
*Sincerely, Barbara Amy*

*April Birthdays*



- 2 Bill Corson  
Jerriann Taber  
Helen Beasley
- 10 Ron Engen
- 11 Anne Di Napoli
- 19 Don Minnick
- 20 Nayola Bieber
- 24 Kris Francis  
Fred Crone

*April Anniversaries*

- Paul & Laura Abbott April 10, 1948
- Mike & Joan Miley April 12, 1969
- Greg & Cathy Rising April 14, 1973
- Ray & JudyJo Beardslee April 25, 1998
- Gabriel & Devin Nordquest April 16, 2011



- 26 Meripa Corson  
Bill Hansen  
Jim Train
- 27 Steve Cordtz  
Donna Hanselman
- 28 Laura Abbott  
Valarie Basham
- 29 Paul Winchester
- 30 Bill Norman



**Sunshine & Raindrops**



Don Minnick is recovering from a stoke, he had surgery to open an artery but is home and doing very well, under Joan's watchful eye.

Howard Kruegel is now sporting a pace-make and getting ready to head off to the CCRG Jamboree in Cambria, Ca. being hosted by the Cuesta Crankers Chapter.



Judy Boyer continues her treatment for skin cancer, she'll soon be having MOHS surgery on her lower eye lid.

Dave Johnson has been diagnosed with colon cancer and they are currently running some test and coming up with a treatment plan. Please keep Dave, Betsy and the family in your thoughts and prayers as they move forward.

Bob Bowie, is still working to get stronger, he's hoping to see us soon. Fingers crossed he'll be joining us at the Orange County Pancake Breakfast, (it just wouldn't be right if he & Jeanette weren't there).

**If you know of anyone who could use a little shout out from the club please let Kris Francis know (619) 966-9040 or email: c182h@cox.net**

# Bill Hansen's

Model A Ford Service & Repair  
Proudly using KR Wilson Tools for  
Dealership Quality



14755 Mussey Grade Rd Day 760-789-8296  
Ramona, Ca. 92065 Evenings 619-461-1001 E-  
mail lamesla@yahoo.com

**Complete Rebuilding of:** Engine, Transmission, Clutch,  
Rear end, Front End, Steering Box & Brakes.

**Other Services:** Wheel Balancing, Counter Balanced  
Crank Shafts, Engine Babbiting, Lightened Fly-wheels,  
V8 Clutches, Leakless Water Pumps, Carburetors, Dis-  
tributors, Generators, Starters and more.

**CALL FOR COMPLETE LIST OF SERVICES!**

## Model-A-Ford Brass Gas Gauge Floats - 1928-1931

Reenlee H. Kotas  
4961 Mable Way  
San Diego, CA 92117  
Ph 858-278-8178  
Cell 858-945-2018



Brass Gas  
Gauge  
Float

Body Paint Mechanical Wood

### Webb's Auto Repair & Restoration

Antique & Modern  
WEBB H. SMITH

5644 Loping Lane  
Bonita, California 92002  
619-479-9567

"The best place in town to take a leak"

# Ace Radiator



- CLEANING • RECORING
- EXPERT REPAIRING
- INDUSTRIAL RADIATORS
- PLASTIC WELD

1836 National Ave., San Diego, CA 92113

Chaney Silva (619) 233-8811

## HUBLEY'S



mad-jack@juno.com

Jack Simmons  
5043 Roundup RD  
Norco, CA 92860

619-997-3013



### Rich Phillips Auto Service

Complete Auto Repair

Foreign & Domestic

7105-B El Cajon Blvd. Certified Technicians  
San Diego, CA 92115 (619) 463-3315

Generators  
Starters  
Regulators

Batteries

Solenoids  
Alternators  
Remanufacturing

### Broadway Auto Electric

7825 NORTH AVENUE  
LEMON GROVE, CALIFORNIA 91945

RICK ZITREN

(619) 461-4555  
FAX 461-4899

PLEASE

HELP

SUPPORT

**OUR ADVERTISERS!**

## Able

Sandblasting & Powder Coating



Phone: 619-596-6769

Fax: 619-596-6808

ablesandblasting@gmail.com

www.ablesandblasting.com

1666 N Magnolia, Suite K, El Cajon, CA, 92020



JOHN & DIANNE FRAZEE

*Orange-  
County  
Breakfast  
tour  
leaders.*

*John put  
this car  
together  
with spare  
parts he  
had laying  
around.*

*Will he be  
driving it  
to Orange  
county?*

1928  1931

San Diego Model A Ford Club  
P.O. BOX 19805  
San Diego, Ca. 92159

FIRST CLASS POSTAGE  
DATED MATERIAL ENCLOSED  
ADDRESS CORRECTION REQUESTED