





**Kitchen
Collection**


To help you choose, please use our quick value guide.



"If you have just bought your first home, or your first child is on the way, then great value is what you'll be looking for. These kitchens fit the bill beautifully"



"If you had a little bit more to spend and you were looking for those little touches that make a big difference then these kitchens are the ones for you"



"Now if you really want to splash out, but still want the best for less, then here's where you should be looking"

We specialise in quality kitchens for less. Our kitchens are easy to like, easy to buy and easy to fit and once you have one we know you will love it!

We also give you the 'look' you're after, from highly contemporary high gloss to classically stylish painted shaker designs and every kitchen we make comes with a reassuring 5 year no quibble guarantee.



There are many reasons to choose one of our kitchens.

...here are just eight of them.

Our kitchens are simple to buy and easy to fit. Take a closer look and you'll find many more reasons to choose a kitchen from us over any other.

1

19 cabinet finishes

We have 19 cabinet finishes that match the majority of frontals. They look as good on the inside as they do on the outside, which is the sign of a quality manufacturer and they minimise costly finishing panels.



2

Glue and dowel construction

A rigid cabinet is a must in a top quality kitchen. Our cabinets are made using glue and dowel construction and each one is made to order meaning only the holes that are required are drilled.



3

Internal Accessories



We use the highest quality internal accessories from Kesseböhmer. These include a Cantilever Carousel, a Magic Corner, Pull-Out Base and a Larder Units.



4

Blum Hinges & Drawer Runners *blum*

All cabinets have Blum® hinges and drawer runners which have built in soft close, this means no more slamming doors. Blumotion ensures soft and silent closing on all kitchen door and drawers everytime.



5

Range of lighting

We offer a wide range of lighting from mood, task and convenience to add that finishing touch to your kitchen.



6

19mm cabinet

Our cabinets are made from 19mm high density MFC panels and are edged using a robust thermoplast ABS edging.



7

Unit availability

We offer one of the widest range of unit widths in the market, ensuring maximum storage utilisation and therefore avoiding the need for unnecessary filler panels.



8

High quality drawers

We use Blum® 500 deep drawers complete with steel backs, Blumotion soft closing and full extension runners. Our standard drawers can hold up to 30kg which equates to 30 bags of sugar.





Contents

Textured White Avola & Textured Grey Brown Avola	2
Mussel Slab & Pumice Slab	3
White Slab	4
Linear Sanded Oak Slab	5
Shaker Lancaster Oak & Shaker Woodgrain Ivory	6
Shaker White	8
Shaker Ivory	9
Traditional Ivory	10
Panelled Ivory	11
Painted Ivory Gloss	12
Painted White Gloss	14
Painted Grey Gloss	16
Painted Stone Gloss	17
Gloss Black & Gloss Walnut	18
Gloss Black & Gloss Zebrano	20
Gloss Graphite & Gloss Sanded Oak	21
Shaker Woodgrain Cashmere & Shaker Woodgrain Pumice	22
Shaker Woodgrain Mussel	23
Shaker Woodgrain Grey	23
Gloss White Shaker	24
Handleless Washed Stone & Handleless Grey Gloss	26
Handleless Pearl	28
Handleless Sand & Handleless Cashmere Matt	29
Handleless Mussel Matt & Handleless Pebble Matt	30
Handleless Ivory Gloss	32
Handleless White Gloss	34
Handleless Black Gloss	36
Handleless Grey Gloss	37
Solid Light Oak Shaker	38
Painted Cream Shaker	40
Painted Ivory Shaker	41
Painted Blue Shaker	42
Painted Sage Shaker	43
Painted White Shaker	43
Painted Stone Shaker	43
Light Pippy Oak	44
Shaker Grey Oak Shaker	45
Midway Storage Solutions	46
Clever Storage	48
Lighting Solutions	50
Choosing your Kitchen	52
Choosing your Handles	54
Essential Planning information	56
Measuring Your Space	57
Design Points to Consider	58
Cabinet Features	59



This kitchen presents a stylish modern design with contrasting tones which provides amazing value for money.

Main image Textured White Avola & Textured Grey Brown Avola

Shown with:
 Pan Drawer Units
 Contrasting Wall units
 150 Pull-Out units
 Stainless Steel Boss Handle Set

Inset handles can be fitted to all  heart guide rating, subject to a surcharge.


Get it in the following finishes:



Mussel Slab & Pumice Slab
 Shown with Stainless Steel 'D' Scolloped Handle Set (TH303 & TH304)



Get it in the following finishes:





This kitchen offers real value for money and a universal appeal. Its simple clean design is guaranteed to impress.

Get it in the following finishes:



White Slab
Shown with Brushed Steel Block Bar Handle (TH351 & TH354)




Main image Linear Sanded Oak Slab

Shown with:
Midi Oven Housing Units
Peninsula Island
Satin Nickel Bow Handle Set (TH307 & TH308)

Inset handles can be fitted to all heart guide rating, subject to a surcharge.

Get it in the following finishes:





A charming Oak and Ivory kitchen with its contemporary woodgrain finish that creates depth and texture. It can also be combined with an additional six finishes allowing flexibility and choice to create the latest look.

Main image Shaker Lancaster Oak with Shaker Woodgrain Ivory

Shown with:
 Feature Island
 Curved Doors
 Feature Posts (50mm wide)
 Brushed Steel Bridge Handle Set (TH352 & TH301)

Get it in the following finishes:



Shaker Lancaster Oak

Shaker Woodgrain Ivory



There are additional colours to this kitchen style shown on pages 22-23 in price group 4



Shaker Woodgrain White

Shaker Woodgrain Mussel

Shaker Woodgrain Pebble

Shaker Woodgrain Pumice

Shaker Woodgrain Cashmere

Shaker Woodgrain Grey

Shaker Woodgrain Ivory Feature Island





This shaker style is a popular choice as the design is timeless and will always remain fashionable.

This kitchen is versatile in its appeal using modern and traditional materials and features.

Get it in the following finishes:



Shaker White Shaker Ivory

Shaker White

Shown with Slim Chrome 'D' Handle (TH340)



Main image Shaker Ivory

Shown with:
Feature Mantel
Glazed Wall Units. Reference [CL](#) see page 52
Tongue and Groove End Panels
Wide Pan Drawers
Antique Pewter Handle (TH138)

Get it in the following finishes:



Shaker White Shaker Ivory



Main Image Traditional Ivory

Shown with:
 Glazed Wall units. *Reference CL see page 52*
 Feature Mantel
 Tongue and Groove End panel
 Pilasters
 Antique Pewter Spiral Handle Set (TH480, TH481 & TH482)

Get it in the following finish:



Traditional Ivory



These panelled doors give a more traditional look to a popular classic shaker style. Perfect for creating a relaxed, timeless environment.

Image Panelled Ivory

Shown with:
 Vertical Bi-Fold Wall Units
 Pan Drawer Units
 Cast Iron 'D' Handle Set (TH1012 & TH1013)

Get it in the following finish:



Panelled Ivory

Panelled Ivory





This kitchen, with curvaceous lines in a stunning Painted Ivory Gloss finish creates a remarkable style that is easy on the eye.

Main image Painted Ivory Gloss

Shown with:
Curved Wall Units
Curved Base Units
Matching Plinth
Stainless Steel 'D' Scalloped Handle Set (TH303 & TH304)

Inset handles can be fitted to all  heart guide rating, subject to a surcharge.

Get it in the following finishes:



Painted White Gloss Painted Ivory Gloss Painted Stone Gloss Painted Grey Gloss




A contemporary kitchen which combines a Painted White Gloss finish with clean cut lines providing a perfect backdrop for a discreet wrap over handle.


Main image Painted White Gloss

Shown with:

Vertical Bi-Fold Wall Units
Curved Island Units
Stainless Steel Effect Plinth
Brushed Aluminium Wrap Over Handle Set (TH326, TH327 & TH328)

Inset handles can be fitted to all  heart guide rating, subject to a surcharge.


Get it in the following finishes:





These Painted Gloss doors create a contemporary look with clean lines that are fresh in design and provide a perfect canvas for a feature handle of your choice.

Get it in the following finishes:



Painted White Gloss Painted Ivory Gloss Painted Stone Gloss Painted Grey Gloss

Painted Grey Gloss

Shown with Aluminium Bow Handle (TH359)




Main image Painted Stone Gloss

Shown with:

- Feature Radiused Pilaster End Post
- Modern Radiused Cornice and Pelmet Block
- Modern Cornice and Pelmet
- Brushed Steel Slimline Handle Set (TH1001, TH1003 & TH1004)

Inset handles can be fitted to all heart guide rating, subject to a surcharge.

Get it in the following finishes:




Painted White Gloss Painted Ivory Gloss Painted Stone Gloss Painted Grey Gloss



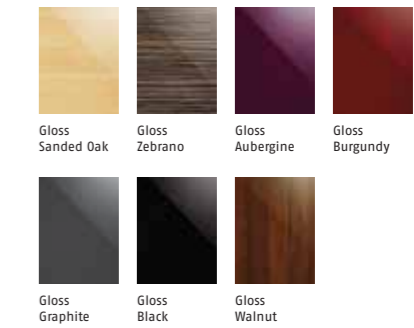
This sleek and contemporary kitchen is finished with a high gloss sheen which creates the perfect modern look.

Main image Gloss Black and Gloss Walnut

Shown with:
Vertical Bi-Fold Wall Units
Curved Island Units
Stainless Steel 'T' Bar Handle Set

Inset handles can be fitted to all  heart guide rating, subject to a surcharge.

Get it in the following finishes:





Gloss Graphite and Gloss Sanded Oak doors create a striking look with clean lines that are fresh and contemporary in design and style.

Get it in the following finishes:



Gloss Sanded Oak Gloss Zebrano Gloss Aubergine Gloss Burgundy



Gloss Graphite Gloss Black Gloss Walnut

Gloss Black and Gloss Zebrano
Shown with Aluminium Inset Handle



Main image Gloss Graphite and Gloss Sanded Oak

Shown with:
High Line Base Units
Wide Pan Drawer Units
Tall Oven Housing Unit
Chrome Slimline Handle Set (TH201, TH208 & TH289)

Inset handles can be fitted to all heart guide rating, subject to a surcharge.

Get it in the following finishes:



Gloss Sanded Oak Gloss Zebrano Gloss Aubergine Gloss Burgundy Gloss Graphite Gloss Black Gloss Walnut



A beautiful shaker kitchen with a choice of six attractive painted finishes, each mix and match well to suit your taste, ideal for creating the perfect relaxed space.

Shaker Woodgrain Mussel



Shaker Woodgrain Grey



Main image Shaker Woodgrain Cashmere & Shaker Woodgrain Pumice

Shown with:
Curved Base and Wall Units
Feature Island
Cast Iron 'D' Handle Set (TH1012 & TH1013)

Get it in the following finishes:





An attractive shaker design in a contemporary Gloss White finish, this style also features soft sweeping curves to complement the look.

Main image Gloss White Shaker

Shown with:
Feature Island
Curved Doors
Tall Oven Housing Units
Stainless Steel 'D' Scalloped Handle Set (TH303 & TH304)

Get it in the following finish:



Gloss White Shaker






This handleless kitchen in a woodgrain finish mixed with handleless gloss is very 'European' which provides a sleek and contemporary style.

Main image Handleless Washed Stone and Handleless Grey Gloss

Shown with:
 Curved Base Units
 Vertical Bi-Fold Wall Units
 Modern Cornice and Pelmet
 Matching Plinth

Get it in the following finishes:



Other gloss colours available in the following finishes.



Other matt colours available in the following finishes.



Handleless Grey Matt feature detail





These handleless woodgrain doors create a beautiful look with clean lines that are fresh and contemporary in design and style, making it the perfect match for the modern homemaker.

Get it in the following finishes:



Handleless Pearl and Handleless White Gloss



Main image
Handleless Sand &
Handleless Cashmere Matt

Shown with:
High Line Base Units
Tall Oven Housing Units
Matching Plinth

Get it in the following finishes:



Handleless Matt colours available in the following finishes.





This painted matt handleless kitchen in a choice of seven complementary colours provides a harmonious modern look.

Main image Handleless Mussel Matt & Handleless Pebble Matt

Shown with: Contemporary Glazed Wall Units. Reference **CG** see page 52
Midway Storage Solution
Feature Island Corner Post

Get it in the following finishes:





This stunning handleless kitchen in a Painted Gloss finish creates a sleek minimalist look.

Main image Handleless Ivory Gloss

Shown with:
Curved Wall Units
Curved Base Units
Stainless Steel Effect Plinth

Get it in the following finishes:



Handleless White Gloss Handleless Ivory Gloss Handleless Grey Gloss Handleless Black Gloss

Handleless feature detail






This handleless kitchen in a Painted Gloss finish with its clean cut lines and fresh styling, makes a perfect match for the modern home maker.

Main image Handleless White Gloss

Shown with:
Vertical Bi-Fold Wall Units
Feature Island Corner Posts
Matching Plinth

Get it in the following finishes:





These painted Gloss doors create a stunning look with clean lines that are fresh and contemporary in design and style.

Get it in the following finishes:



Handleless Black Gloss



Main image Handleless Grey Gloss

Shown with:
High Line Base Units
Tall Oven Housing Unit
Matching Plinth

Get it in the following finishes:



Handleless White Gloss
Handleless Ivory Gloss
Handleless Grey Gloss
Handleless Black Gloss



Available in a Solid Light Oak and with two painted finishes to choose from. It can also be combined with an additional four finishes allowing flexibility and choice to create the latest design.

Main image Solid Light Oak Shaker

Shown with:
 Curved Base Units
 Internal Curved Wall Unit
 Glazed Wall Units. Reference **FG** see page 52
 Stainless Steel 'D' Rail Handle Set (TH8167 & TH322)

Get it in the following finishes:



Solid Light Oak Shaker Painted Ivory Shaker Painted Cream Shaker



There are additional colours to this kitchen style shown on pages 42-43.




Painted White Shaker Painted Stone Shaker Painted Blue Shaker Painted Sage Shaker



This classic shaker style kitchen in two of our most popular finishes, which when combined with Oak, creates a timeless design.

Get it in the following finishes:




Painted Cream Shaker
Shown with Antique Oval Knob (TH2008)



Main image Painted Ivory Shaker

Shown with:
Pan Drawers
Matching End Panels
Glazed Dresser Units. Reference **FG** see page 52
Pewter Wire Bow Handle (TH343)

Get it in the following finishes:



Solid Light Oak Shaker Painted Ivory Shaker Painted Cream Shaker



This is the perfect classic shaker style kitchen that allows anyone to personalise their kitchen and make it their own. With a beautiful colour pallet to choose from, the options are endless.

Main image Painted Blue Shaker

Shown with:
 Glazed Wall Units [Reference CL](#) see page 52
 Plate Rack with Wooden Spindles
 Large Oak Knob (TH550)

Get it in the following finishes:



Painted White Shaker Painted Stone Shaker Painted Blue Shaker Painted Sage Shaker

Painted Sage Shaker



Painted Stone Shaker

Painted White Shaker





These stunning traditional kitchens offer the ultimate statement in modern kitchen living. Iconic features create a truly distinctive kitchen design for your home.

Image Light Pippy Oak

Get it in the following finish:

Shown with:
Curved Base Units
Curved Wall Units
Island Table Leg Columns
Antique Pewter Handle (TH138)



Light Pippy Oak

Light Pippy Oak



Main image Solid Grey Oak Shaker

Get it in the following finish:

Shown with:
Feature Glazed Dresser. Reference [CL](#) see page 52
Feature Island Square Pilasters
Stainless Steel 'D' Scalloped Handle Set (TH303 & TH304)



Solid Grey Oak Shaker

Midway storage solutions

Wall mountable midway storage elements that are neatly fitted to the wall or splashback. The basic element for this system is a wall hanging rail. The storage elements are easily attached either above or below the rail. These elements are simple to slot in and slide to wherever they are needed.



Universal Hanging Rail

This hanging rail is simple to fix to the wall anywhere in the kitchen to provide the extra space for your kitchen accessories.



Knife Block

A safe place to store kitchen knives which are accessible.



Hook Rail

Great for hanging kitchen utensils.



Kitchen Roll Holder

An accessible place to store and dispense kitchen roll.




Top Mounted Shelf

Ideal storage for commonly used ingredients and small items.




Multi-Purpose Shelf

Practical storage for cooking oil, ingredients and bottles.



Top Mounted Towel Rail

An easily accessible place to store your kitchen towel.



Foil Roll Holder

The perfect accessory for any kitchen, making it much easier to access the foil and film.



Dish/Herb Pot

A great kitchen accessory ideal for herbs and spices.



Everything in it's perfect place.
Everything within reach. **Easy to use and enjoy.**

CLEVER STORAGE

Sometimes the simplest things are the most extraordinary.

Just as nature exhibits amazing efficiency among its elements, Kesseböhmer strives to achieve the perfect balance between form and function. And after 50 years, you can rest assured, they've figured it out. With clever storage that considers convenience for today's multi-use kitchens as much as it considers capacity. The elegance and functionality of the Cantilever Corner, Kesseböhmer turns ordinary cabinets into extraordinary kitchens. Truly innovative designs with non-slip surfaces, transparent storage and smooth handling that deliver a level of simplicity that is naturally easy to use and enjoy.

Our Kitchens include great design ideas,
not just on the outside but on the inside too.

Kesseböhmer storage solutions provide stylish, practical and functional solutions providing better organised and easier access to storage space. In addition to brilliant functionality, Kesseböhmer storage solutions stand for exclusive design and a high quality finish. Internal cabinet space is used more efficiently than conventional systems, helping you get the most out of your kitchen.



Cantilever Corner

Combines optimal space utilisation with a clear overview and ease of use. You can store a lot of pots and pans - and each one is always in easy reach.



Pull-Out Corner

Pull once gently and both the front pull-out and the rear one move forward into easy reach - all in one noiseless, flowing movement.



3/4 Carousel Corner

Quality Carousel Corner trays are offered in a contemporary silver grey finish with solid bases that provide for a stable non-slip storage solution. They are available in both 1/2 and 3/4 size revolving units.



1/2 Carousel Corner

TALL LARDER UNIT

Although we can easily go out and fetch supplies practically whenever we like by popping to the nearest supermarket or even a petrol station (at night time or late on Sundays), every household still keeps a stock of foods. Pasta, sugar, flour, rice, salt, cocoa, jam, tinned food, sauces, ketchup ... are just a few examples.

Even this short list is enough to explain why it is that most people end up significantly underestimating the quantity and value of their own stored foods. One of the main reasons for this is that many kitchens do not have a specific, central place for stored foods. Instead, people nearly always store food in a wide range of cupboards. And that is anything other than ideal. You lose track of everything, you waste time searching for things and many foods are simply overlooked or forgotten. This leads to unnecessary duplicate purchases and is exactly the opposite of what you want. Now, at last, there is a solution with our tall Larder Unit!



150 PULL OUT

Good ideas fit in anywhere. Kesseböhmer creates much more than a tiny filler. When placed by the oven, the 150mm Pull-Out is the convenient solution for spices, baking trays or an indispensable towel. The high quality fitting lends even the smallest kitchen cabinets that special touch of elegance.

Recycling Waste Bins

We have a selection of bins available to solve your recycling problems.

Our range of solutions makes recycling quicker and easier and what's more all of our bins are cleverly integrated within the kitchen!



Pull out waste bins with recycling compartments available in 300, 400, 450, 500 & 600mm wide



Pull-Out Waste Bin




Swing Out Waste Bin



sensio[®]
furniture lighting solutions

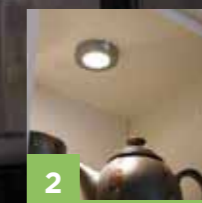
Lighting solutions for your kitchen

Getting the lighting right in your kitchen is critical, it's the room that attracts the most use both day and night, so creating the mood that you desire can be done with careful planning. Please consider the choice of lighting styles shown on the right.



Over Cabinet

These lights are fantastic for pointing light down onto units, illuminating preparation and food areas, whilst also enhancing the ambiance of the kitchen.




In Cabinet

Putting lighting in cabinets is practical when searching for stored items and decorative when you have feature glass units.



Drawer

With an automatic switch when the pan drawer is open, this lighting solution makes it easier to find what you need and looks good at the same time.




Touch Switching

A convenient and attractive touch sensor switch with easy on and off control.



Pop-up Power

This allows the user to plug in any appliance and charge any USB powered devices within the convenience of the kitchen.




Under Cabinet

Using lighting under any wall cabinet brightens up any work surface, making it easier to prepare food.



Plinth

Plinth lighting is excellent for creating mood and ambiance within the kitchen, which is especially attractive if you dine in the kitchen.






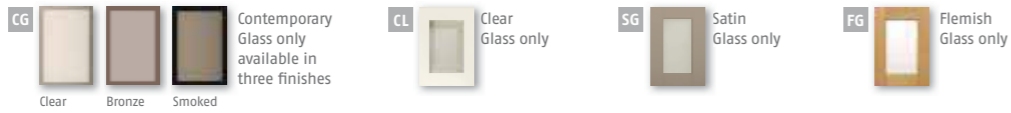
1. Choose your cabinet colour





Cabinet grain always runs vertically.
Plinth grain always runs horizontally.

2. Select your door finish

Glazed Styles Finishes with the following symbols have a glazed door option.



Inset handles can be fitted to all 11 Gloss Slab door finishes.



3. Choose your handle

<p>Large Oak Knob TH550</p>	<p>Konker Knob TH106</p>	<p>Brushed Steel Knob TH2003</p>	<p>Chrome Knob TH2004</p>	<p>Antique Pewter Knob TH350</p>	<p>Brushed Nickel Oval Knob TH2007</p>	<p>Antique Oval Knob TH2008</p>		
<p>Chrome Knob & Shell Set TH1008</p>	<p>Square Chrome Knob TH126</p>	<p>Antique Pewter Spiral Set TH480</p>	<p>Cast Iron 'D' Set TH490</p>	<p>Hammered Pewter Set TH220</p>	<p>Antique Pewter Set TH139</p>	<p>Stainless Steel 'D' Scalloped Set TH303</p>	<p>Satin Nickel Bow Set TH307</p>	
<p>TH1009</p>	<p>Brushed Steel Case Bridge TH137</p>	<p>TH481</p>	<p>TH1012</p>	<p>TH214</p>	<p>TH138</p>	<p>TH304</p>	<p>TH308</p>	
<p>Stainless Steel Taper Bridge TH302</p>	<p>Modern Chrome 'D' TH112</p>	<p>Brushed Steel Bridge Set TH352</p>	<p>Modern Chrome 'D' Trim TH305</p>	<p>Brushed Steel Block Bar TH351</p>	<p>Stainless Steel 'D' Rail Set TH8167</p>	<p>Brushed Steel Bow Bridge TH358</p>	<p>Pewter Wire Bow TH343</p>	
<p>TH354</p>	<p>TH322</p>	<p>TH301</p>	<p>Chrome Bow TH2006</p>	<p>Aluminium Bow TH359</p>	<p>Satin Nickel Bow TH2005</p>	<p>Slim Chrome 'D' Handle TH340</p>		
<p>Chrome Slimline Set TH201</p>	<p>Brushed Steel Slimline Set TH1001</p>	<p>Brushed Aluminium Wrap Over Set TH326</p>	<p>TH208</p>	<p>TH1003</p>	<p>TH327</p>	<p>TH289</p>	<p>TH1004</p>	<p>TH328</p>

Stainless Steel 'T' Bar Handle

(Set of 12 sizes available)

12mm Bar diameter

<p>Drawer handles</p> <p>TH237 (237mm) 296 Drawer</p> <p>TH337 (337mm) 396 Drawer</p> <p>TH387 (387mm) 446 Drawer</p> <p>TH437 (437mm) 496 Drawer</p> <p>TH937 (937mm) 996 Drawer</p> <p>TH835 (835mm) 896 Drawer</p> <p>TH737 (737mm) 796 Drawer</p> <p>TH537 (537mm) 596 Drawer</p>	<p>Door handles</p> <p>TH387 (387mm) 450 Door</p> <p>TH437 (437mm) 495 Door</p> <p>TH510 (510mm) 570 Door</p> <p>TH655 (655mm) 715 Door</p> <p>TH835 (835mm) 896 Door</p> <p>TH920 (920mm) 980 Door</p> <p>TH937 (937mm) 1050 Door</p> <p>TH1185 (1185mm) 1245 Door</p>
--	--

Stainless Steel Boss Bar Handle

(Set of 5 sizes available)

14mm Bar depth

<p>Drawer handles</p> <p>TH345 (188mm) 296, 316, 396 Drawer</p> <p>TH346 (220mm) 446, 496 Drawer</p> <p>TH347 (284mm) 596 Drawer</p> <p>TH349 (476mm) 896, 996 Drawer</p> <p>TH348 (348mm) 796 Drawer</p>	<p>Door handles</p> <p>TH345 (188mm) Recommended Door handle size</p>
--	--

Note: Sizes of Stainless Steel 'T' Bar & Oval Bar handles vary according to door/drawer front widths as specified.

Aluminium Inset Handles

Inset handles can be fitted to all Slab doors with the one, two and three heart guide rating.

<p>Door 146mm IN 70 Handle 70mm</p>	<p>Door 346 - 396mm IN 200 Handle</p>	<p>Door Width 446mm IN 250 Handle Width 250mm</p>	<p>Door Width 596mm IN 400 Handle Width 400mm</p>	<p>Door Width 896mm IN 700 Handle Width 700mm</p>
<p>Door 256mm - 316mm IN 100 Handle 100mm</p>	<p>Door Width 496mm IN 300 Handle Width 300mm</p>	<p>Door Width 796mm IN 600 Handle Width 600mm</p>	<p>Door Width 996mm IN 800 Handle Width 800mm</p>	

Essential Planning Information

Planning Your Space

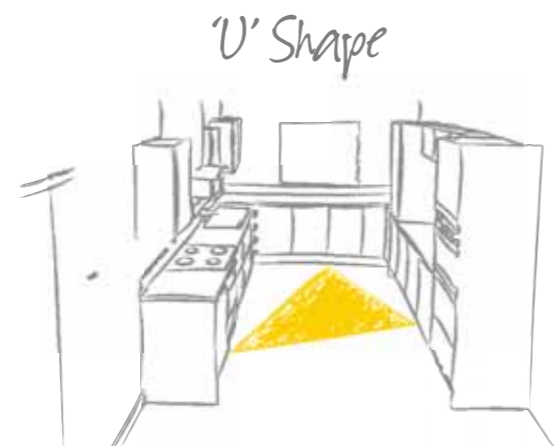
The kitchen is the heart of every home, now used for so much more than just cooking. When you are ready to begin planning look carefully at the available space. What shape is the room and how can you get the most out of it, taking into account all the requirements of your busy lifestyle.

Layout Considerations

Consider how you use your kitchen and what you like about it. Think about what you would change from increasing storage space to ensuring you have enough preparation area. Make a list of the things you'd like to keep and what you'd like to change. This will be useful when planning your space.

Working Zones

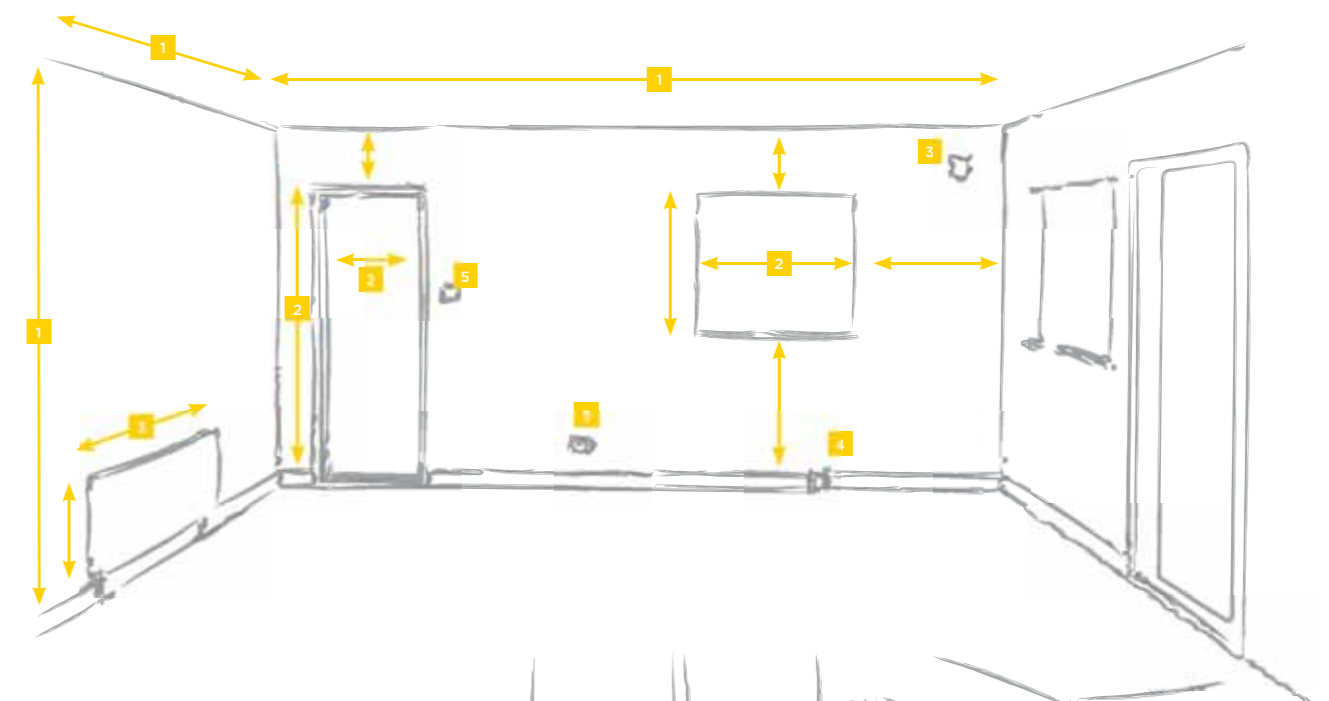
Most kitchens work best divided into work zones covering storage (fridge/freezer/larder), washing (sink/dishwasher) and cooking (oven/hob). The relationship between these three zones are often referred to as 'the working triangle' and if positioned correctly will ensure a practical and efficient layout making the kitchen a joy to use.



Measuring your space

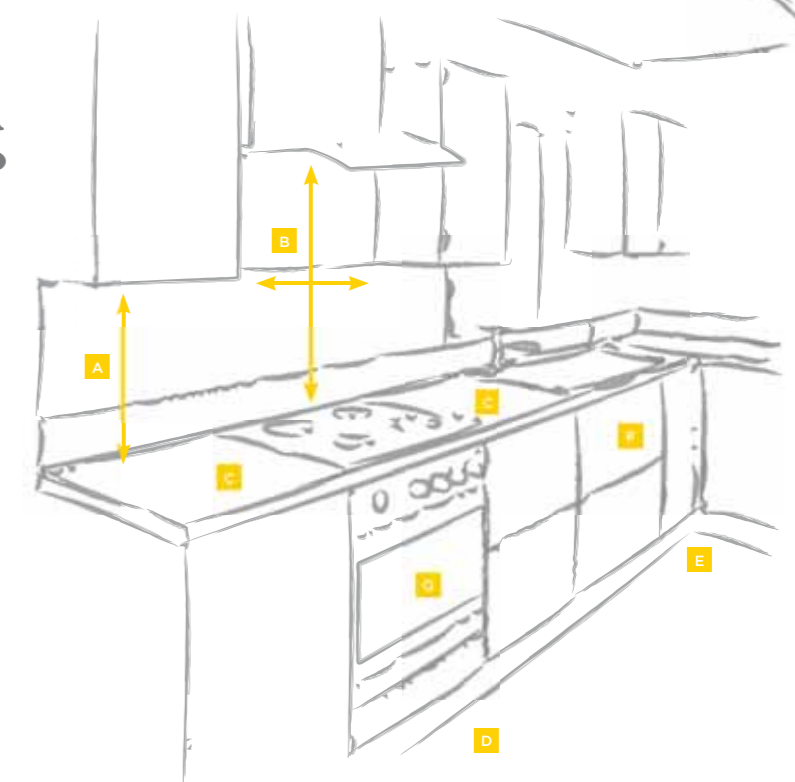
Successful kitchen planning starts with accurate and precise measurements. Careful preparation at this stage will ensure a smooth process leading to a kitchen that will fit perfectly.

- 1 Start by measuring the overall length of all walls and the height from floor to ceiling and record these in millimetres on your plan.
- 2 Measure each window and door by detailing the floor to sill, the height and width and the distance from the ceiling and room corners remembering to include the frame.
- 3 Check for obstructions such as radiators, meters, extractors or ventilation grilles and detail these on the plan.
- 4 Note the position of any stop taps, water and gas pipes and outside drain that the waste pipe runs into.
- 5 Finally mark any existing power points and light switches on your plan.

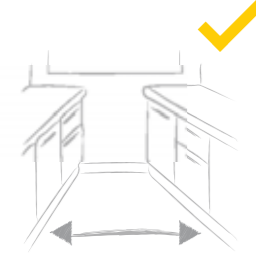

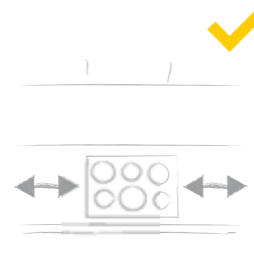
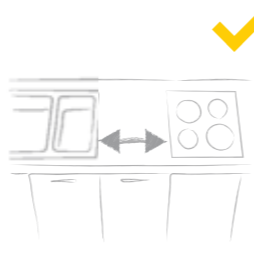










Further tips

- A Splashback height
- B Hob clearances
- C Preparation spaces
- D Oven ventilation
- E Corner planning
- F Drawer options
- G Appliances



Design points to consider

 <p>Allow sufficient space to pass comfortably between units remembering to allow for doors and drawers to open fully.</p>	 <p>Small fillers should be planned between all walls and units allowing for uneven walls and clearance for door opening.</p>	 <p>Think about providing space to place hot pans onto a pan stand close to the hob.</p>	 <p>Plan sufficient worktop space for preparation especially in the hob and sink area.</p>
 <p>Place on an outside wall if possible and ensure manufacturers recommended extractor / hob clearances are maintained.</p>	 <p>Consider the appliances you have and any additional ones you would like to include.</p>	 <p>Think about drawer and pan drawer storage requirements and their location for ease of access.</p>	 <p>Dishwashers should be as close to the sink as possible for ease of use and plumbing.</p>
 <p>If possible avoid placing drawer units in corner situations.</p>	 <p>It is not recommended to plan ovens adjacent to walls.</p>	 <p>It is not recommended to plan sinks adjacent to walls.</p>	 <p>It is not recommended to plan ovens in corner situations.</p>

Finishing touches

Once you are happy with the overall layout consider including some additional design features such as glazed wall units or lighting to complete your kitchen.

Collect ideas for colour schemes from magazines and the internet. Make a lifestyle board to compare colours and finishes for walls, flooring and fabrics. This will help with your design.

Cabinet features

- ▶ Traditional Glue and dowel construction supplied fully assembled.
- ▶ Rigid 19mm MFC Cabinets in 19 colour options with 8mm matching backs.
- ▶ Handed cabinet units without unsightly drillings.
- ▶ Cross rail top support on all base units.
- ▶ Robust Thermoplast ABS edging to all exposed edges.
- ▶ All cabinets have built in soft closing systems fitted to doors, drawers and mechanisms.
- ▶ Blum 500 deep drawers complete with steel backs, Blumotion soft closing and full extension runners. Pan drawers are fitted with 150mm high backs and gallery rail side rods. Std 30Kg capacity. 50Kg on 800/900/1000 widths.
- ▶ All metal 110° 3 way fully adjustable clip on hinges for easy adjustment and removal if required.
- ▶ Fully adjustable concealed wall cabinet hanging brackets provide a secure and neat finish
- ▶ Adjustable middle shelves edged all round with Stainless steel shelf support pegs.
- ▶ Fitted integrated door buffers on all door and drawer fronts.
- ▶ Quality internal wirework fittings in a silver grey finish with soft close mechanisms.
- ▶ 150mm adjustable legs with 5th leg on double cabinets.
- ▶ Base & Tall cabinet service void gap of 47mm, Wall cabinet void of 17mm.
- ▶ All cabinets are made to order and hand built in the UK.

Optional Features

- ▶ Aluminium sink drip trays
- ▶ Extensive choice of handle styles & finishes
- ▶ Plinth sealing strip floor profile
- ▶ Non-slip matting for pull-out corner & tall wire baskets
- ▶ Additional middle shelf for Hi-line base units



We reserve the right to change products at any time.

Please note: Due to photographic and printing processes, the colours shown here may not be a true representation of the product. Please see samples for the actual colours.

