

PBGVCA / BGV CLUB SHORT HEALTH SURVEY

~ 3rd BGV WORLD CONGRESS ~
~ November 2012 ~



HEALTH SURVEY

~ Country Distribution ~

Country	Petits	Grands	Total
UK	351	220	571
Australia	51	5	56
Holland	42	39	81
Denmark	39		39
Sweden	12	11	23
Canada	10		10
Norway	10	3	13
New Zealand	7		7
Germany	5		5
South Africa	2		2
USA	2	6	8
Japan	2		2
France	2	5	7
Israel	1		1
Mexico	1		1
Italy	1		1
Croatia	1	4	5
Poland	1		1
Portugal	0	9	9
Finland	0	3	3
Estonia	0	1	1
Total	540	306	846
Period	November 2011 - July 2012		

PBGVCA / BGV CLUB SHORT HEALTH SURVEY

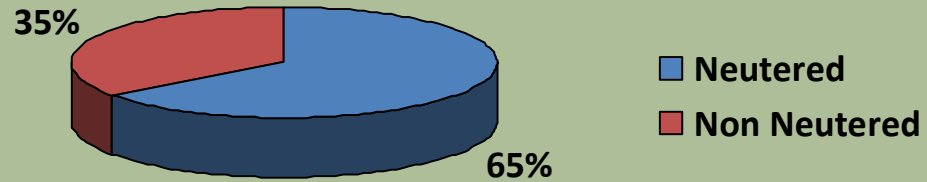
~ 3rd BGV WORLD CONGRESS ~
~ November 2012 ~

PBGV RESULTS

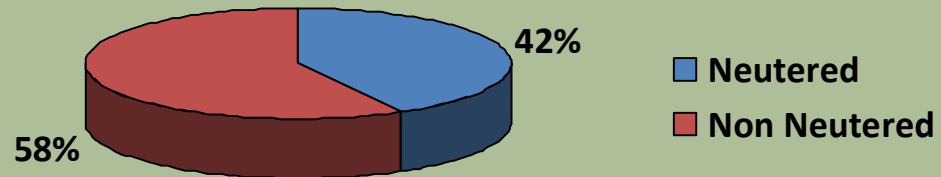


~ PBGV Summary ~

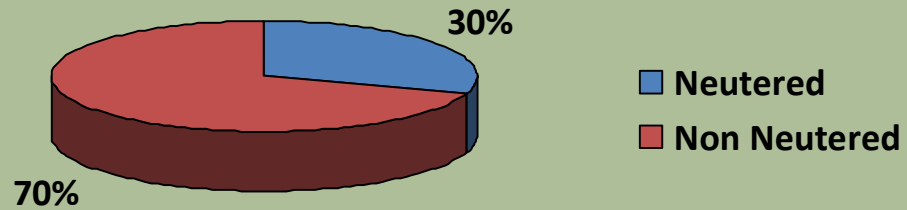
PBVG Deceased: - Neutered / Non Neutered



PBVG Alive: - Neutered / Non Neutered

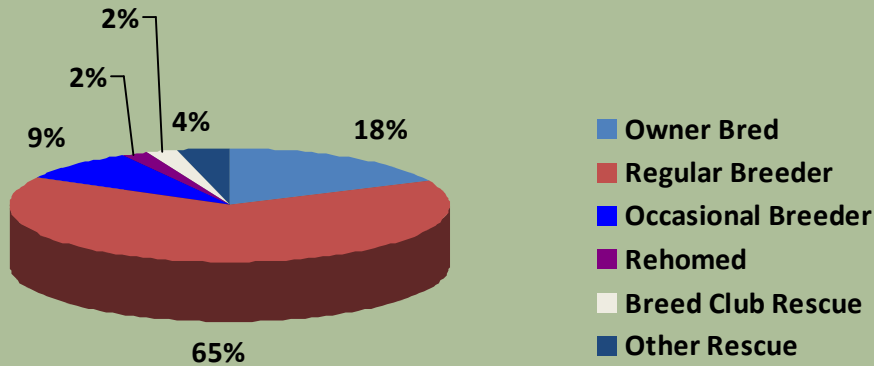


PBVG Overseas: - Neutered / Non Neutered

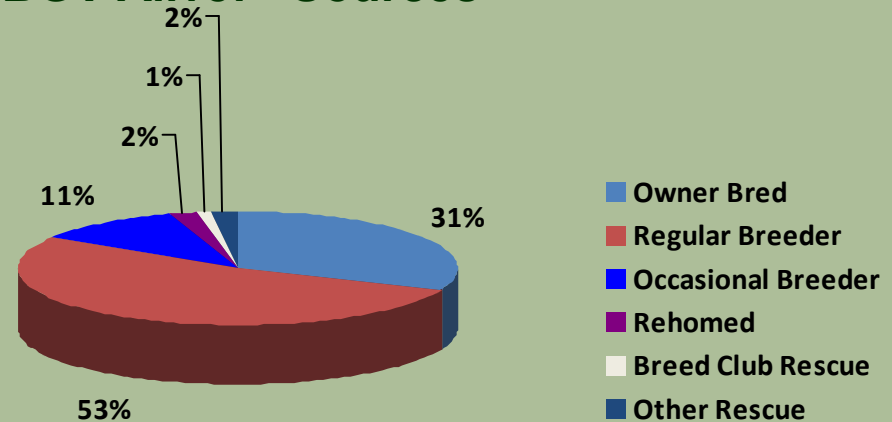


~ PBGV Summary ~

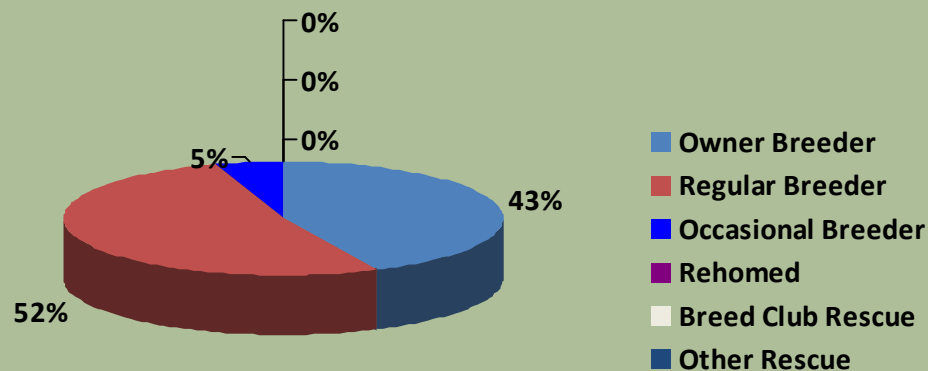
PBGV Deceased: - Sources



PBGV Alive: - Sources

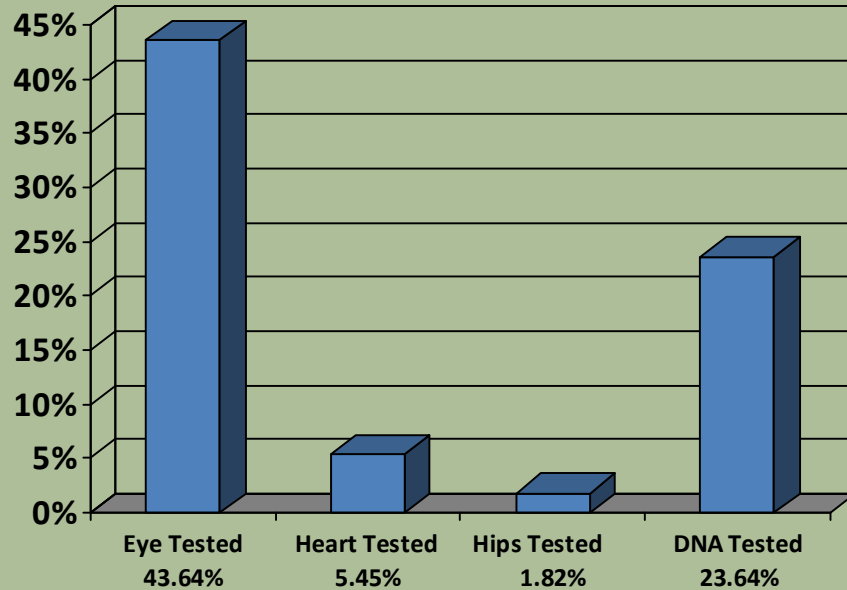


PBGV Overseas: - Sources

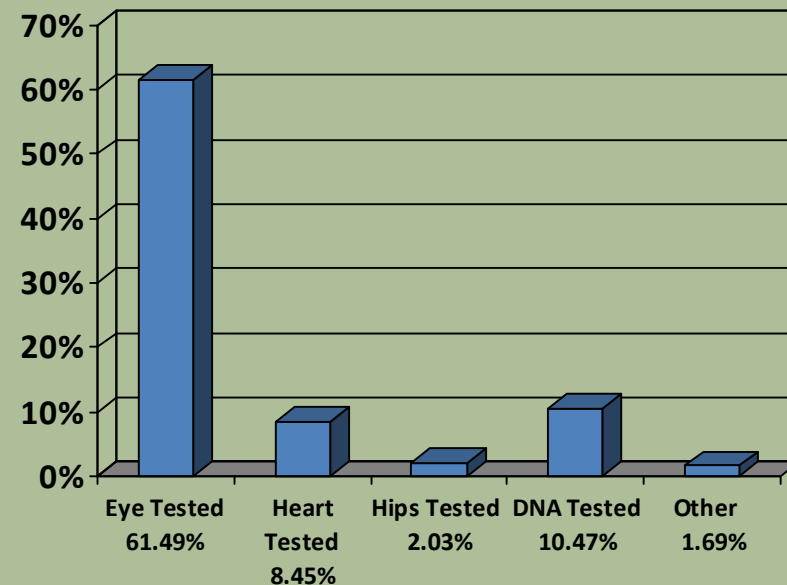


~ PBGV Summary ~

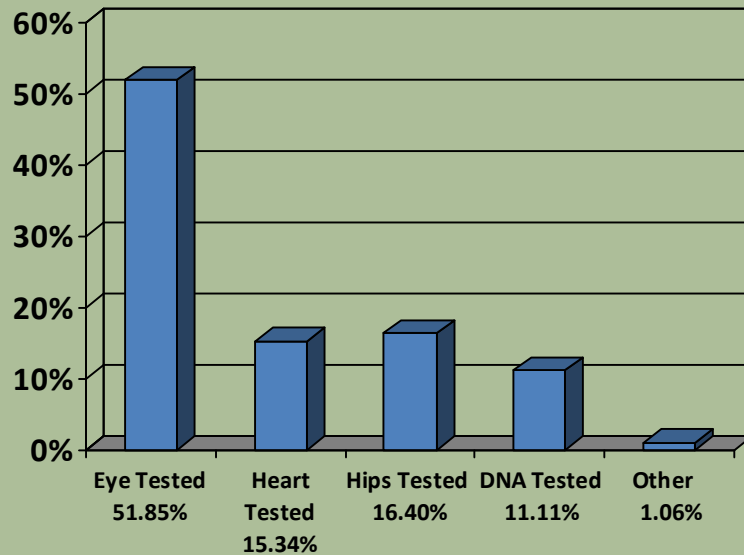
PBGV Deceased: - Health Tests



PBGV Alive: - Health Tests

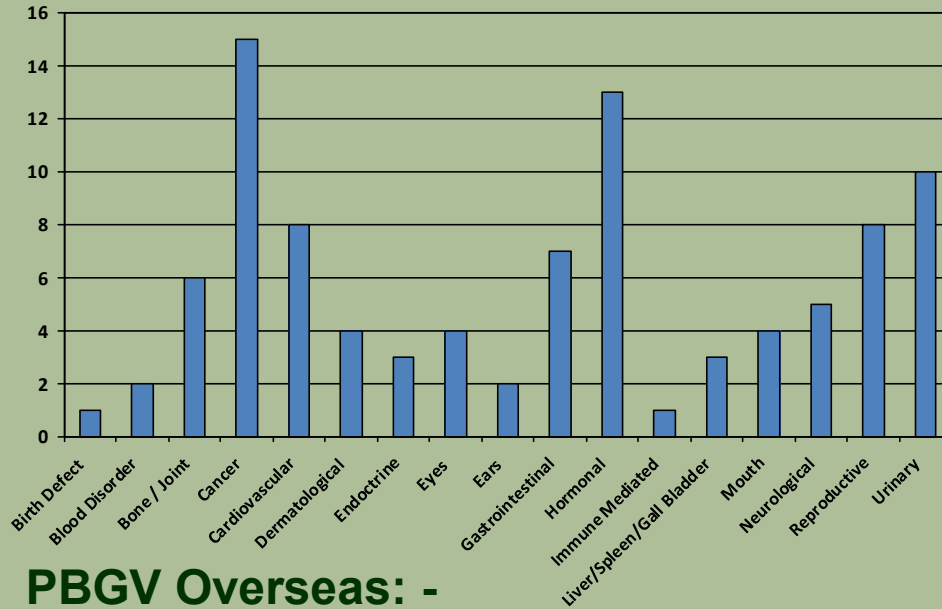


PBGV Overseas: - Health Tests

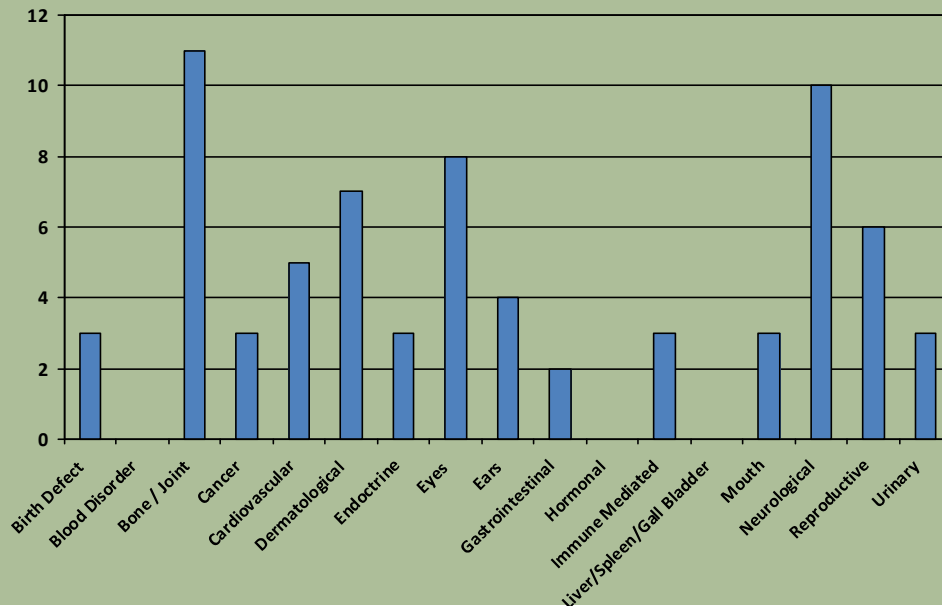


~ PBGV Summary ~

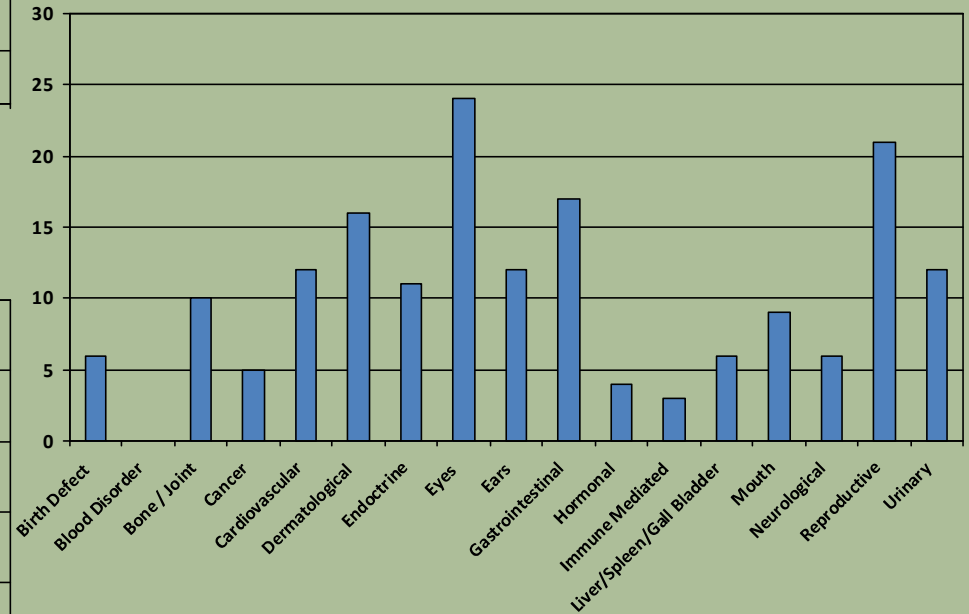
PBVG Deceased: -



PBVG Overseas: -

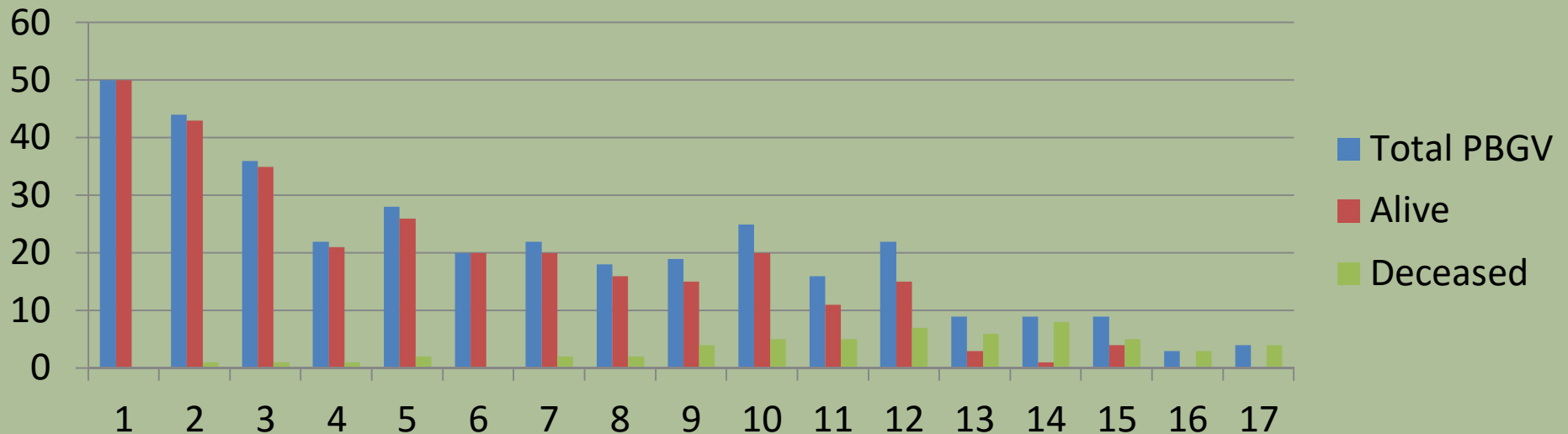


PBVG Alive: -



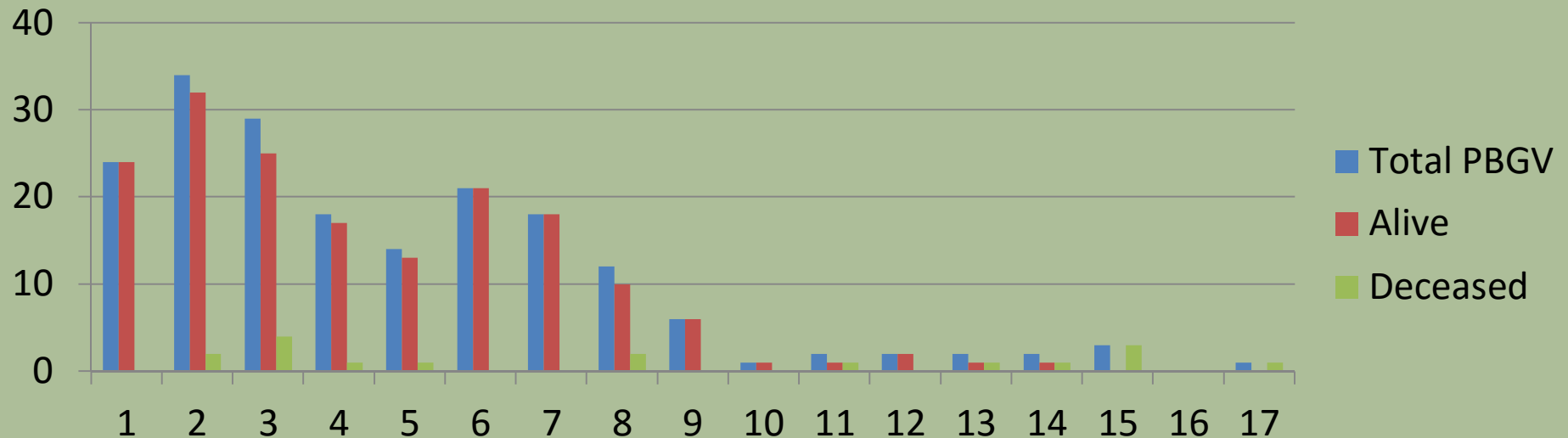
~ PBGV ~ Age Distribution ~ UK PBGVs

Age Yrs	0-1	2	3	4	5	6	7	8	9	10	11	12	13	14	15	16	17	Total
Total PBGV	50	44	36	22	28	20	22	18	19	25	16	22	9	9	9	3	4	356
Alive	50	43	35	21	26	20	20	16	15	20	11	15	3	1	4	0	0	300
Deceased	0	1	1	1	2	0	2	2	4	5	5	7	6	8	5	3	4	56
Registra-tions	142	122	178	102	136	154	220	209	166	214	165	126	163	104	109	83	87	2480
Sample %	35.21	36.07	20.22	21.57	20.59	12.99	10.00	8.61	11.45	11.68	9.70	17.46	5.52	8.65	8.26	3.61	4.60	14.35



~ PBGV ~ Age Distribution ~ Overseas PBGVs

Age Yrs	0-1	2	3	4	5	6	7	8	9	10	11	12	13	14	15	16	17	Total
Total PBGV	24	34	29	18	14	21	18	12	6	1	2	2	2	2	3	0	1	189
Alive	24	32	25	17	13	21	18	10	6	1	1	2	1	1	0	0	0	172
Deceased	0	2	4	1	1	0	0	2	0	0	1	0	1	1	3	0	1	17



PBGVCA / BGV CLUB SHORT HEALTH SURVEY

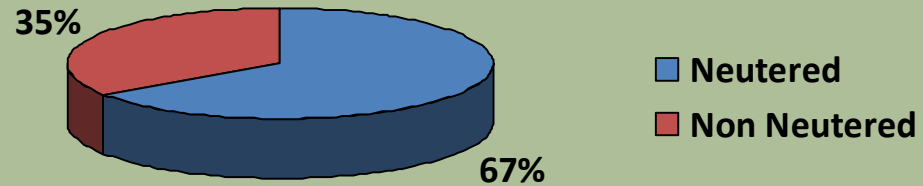
~ 3rd BGV WORLD CONGRESS ~
~ November 2012 ~

GBGV RESULTS

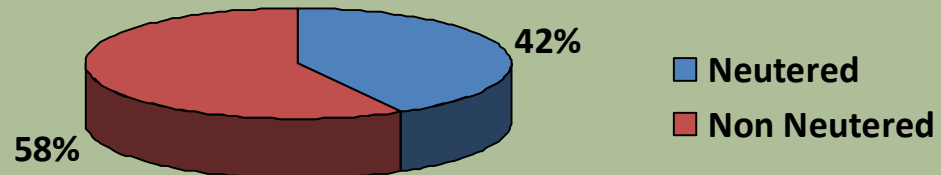


~ GBGV Summary ~

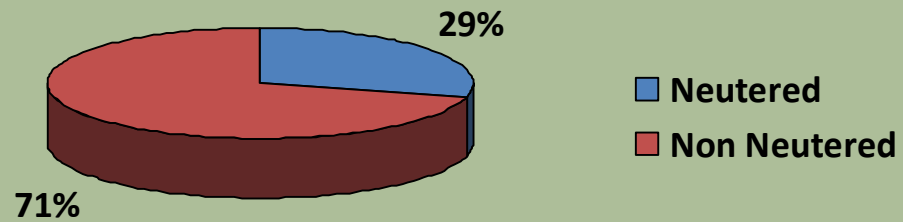
GBGV Deceased: - Neutered / Non Neutered



GBGV Alive: - Neutered / Non Neutered

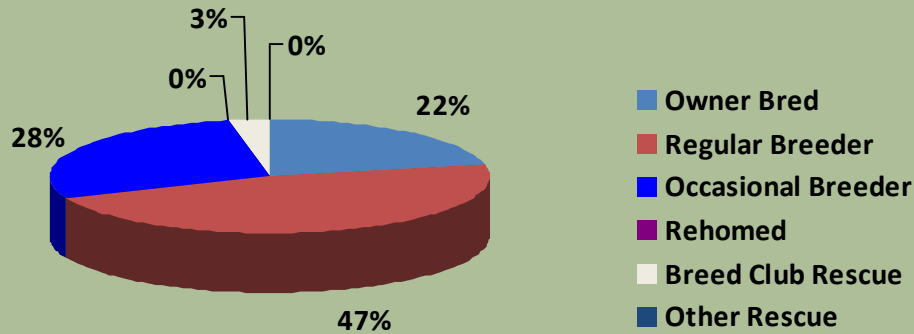


GBGV Overseas: - Neutered / Non Neutered

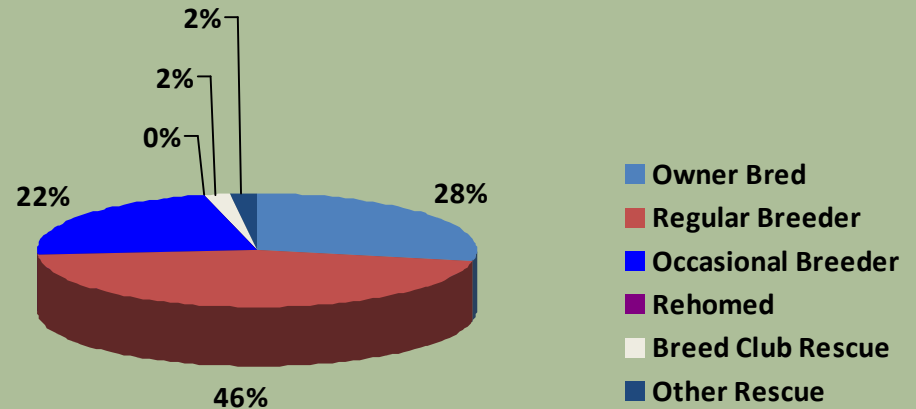


~ *GBGV Summary* ~

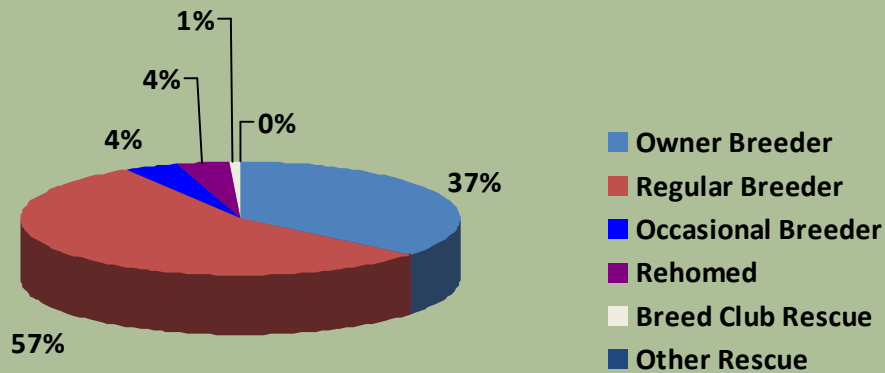
GBGV Deceased: - Sources



GBGV Alive: - Sources

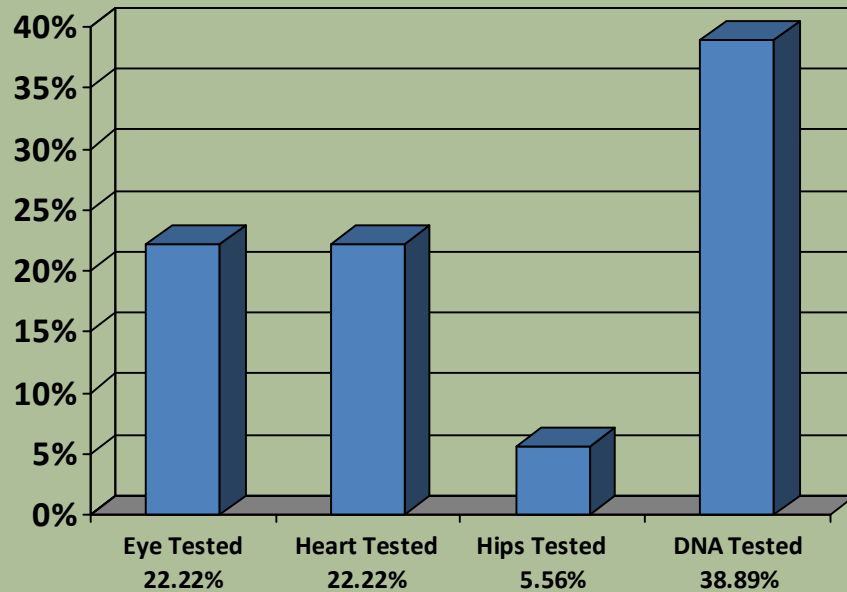


GBGV Overseas: - Sources

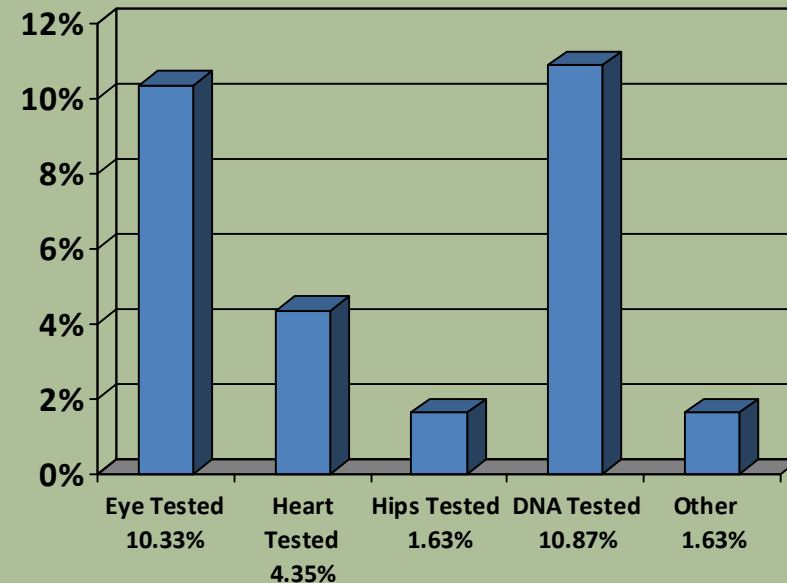


~ *GBGV Summary* ~

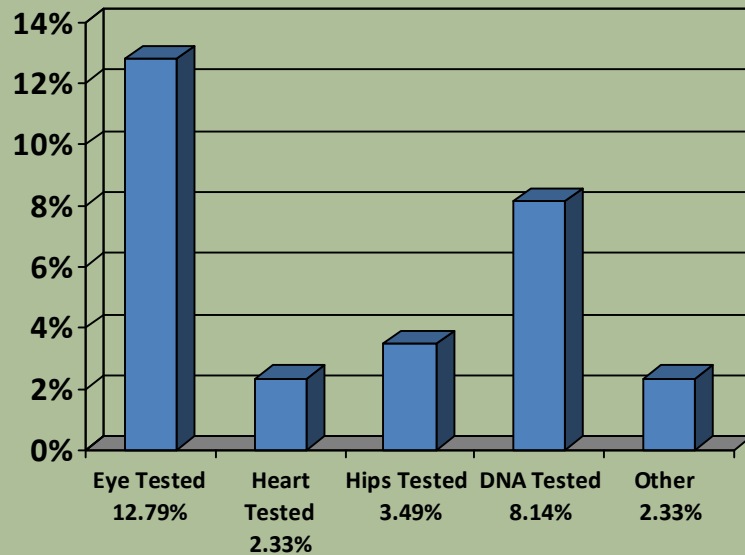
GBGV Deceased: - Health Tests



GBGV Alive: - Health Tests

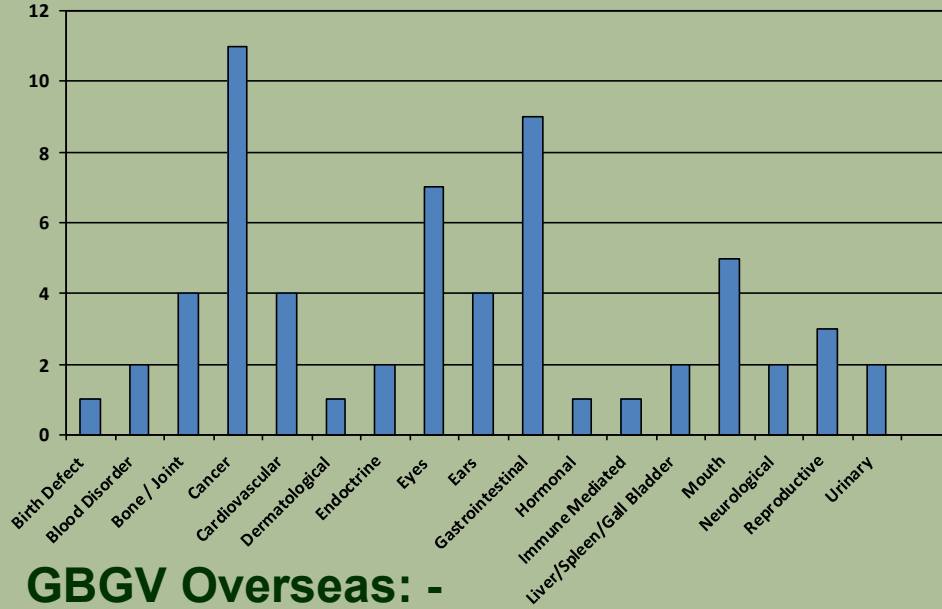


GBGV Overseas: - Health Tests

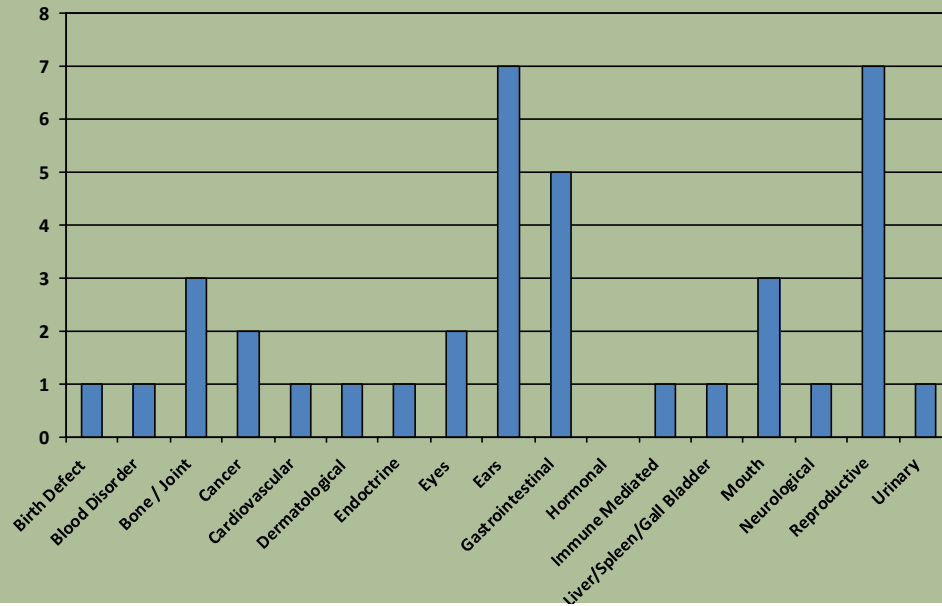


~ GBGV Summary ~

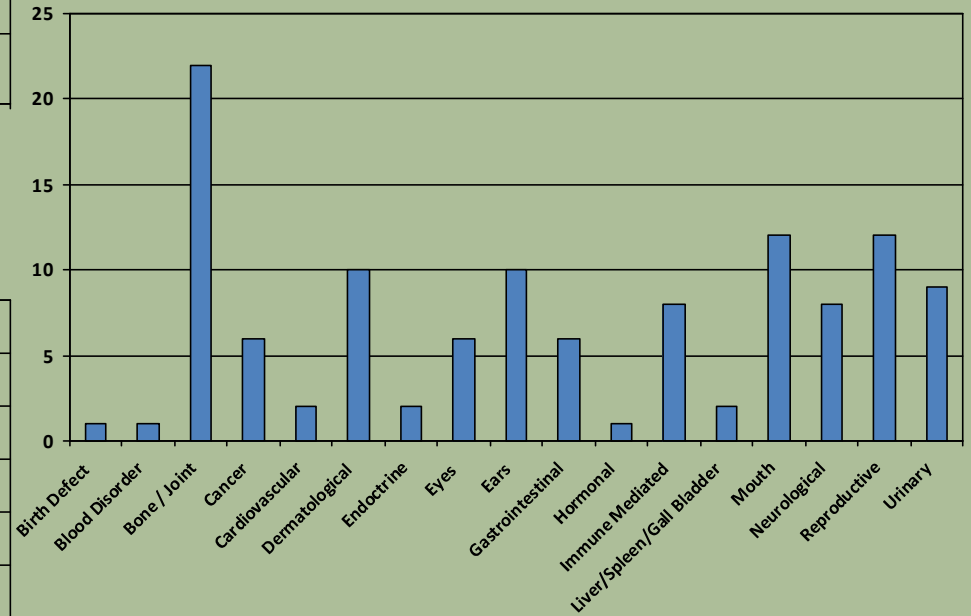
GBGV Deceased: -



GBGV Overseas: -

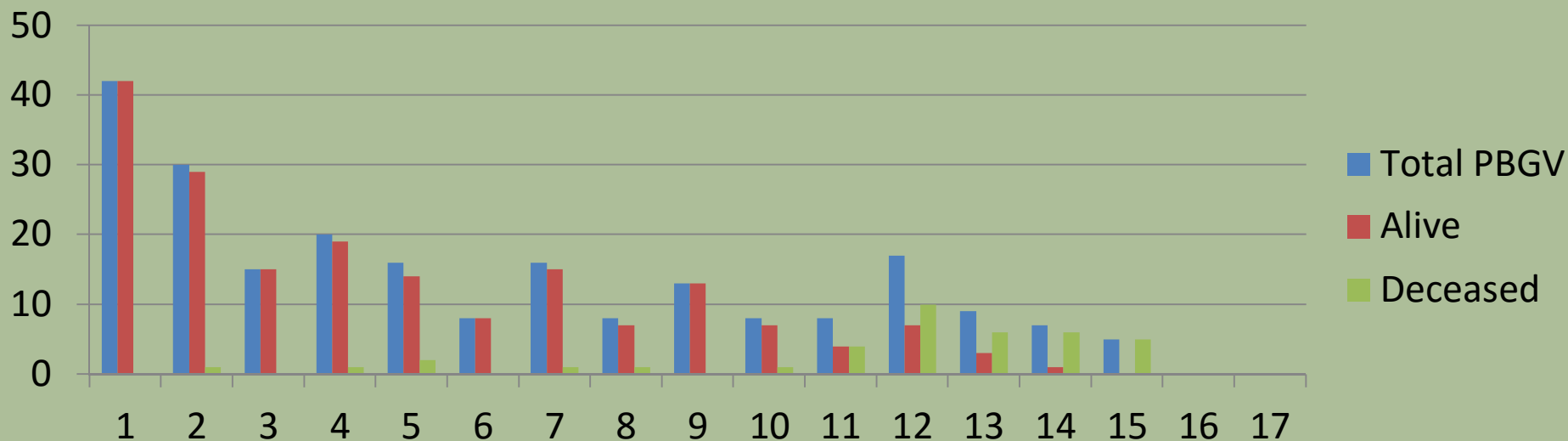


GBGV Alive: -



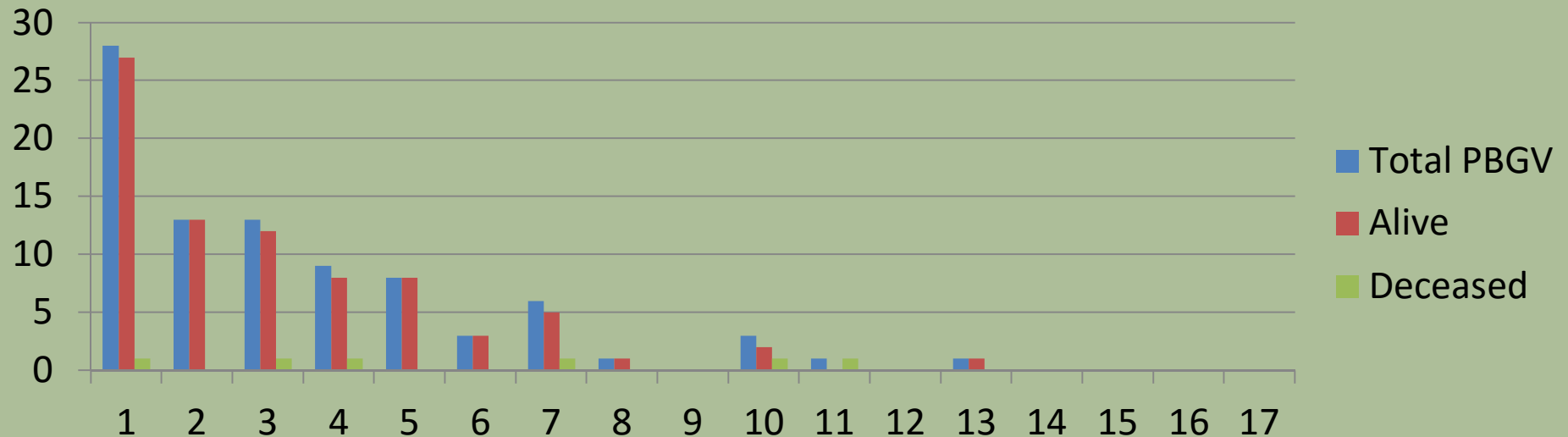
~ GBGV ~ Age Distribution ~ UK GBGVs

Age Yrs	0-1	2	3	4	5	6	7	8	9	10	11	12	13	14	15	16	17	Total
Total PBGV	42	30	15	20	16	8	16	8	13	8	8	17	9	7	5	0	0	222
Alive	42	29	15	19	14	8	15	7	13	7	4	7	3	1	0	0	0	184
Deceased	0	1	0	1	2	0	1	1	0	1	4	10	6	6	5	0	0	38
Registra-tions	116	107	178	102	136	154	220	209	166	214	165	100	63	94	57	40	31	2152
Sample %	36.21	28.04	8.43	19.6	11.76	5.19	7.27	3.83	7.83	3.74	4.85	17.00	14.29	7.45	8.77	0.00	0.00	10.32



~ PBGV ~ Age Distribution ~ Overseas PBGVs

Age Yrs	0-1	2	3	4	5	6	7	8	9	10	11	12	13	14	15	16	17	Total
Total PBGV	28	13	13	9	8	3	6	1	0	3	1	0	1	0	0	0	0	86
Alive	27	13	12	8	8	3	5	1	0	2	0	0	1	0	0	0	0	80
Deceased	1	0	1	1	0	0	1	0	0	1	1	0	0	0	0	0	0	6



~ Questions ~



The BGV Club would like to thank all those who have given permission for their pictures to be used in this presentation.