



SherWood 

*Custom Wood Replacement
Windows & Patio Doors*

inspired...

premium hardwoods

low maintenance

uniquely beautiful

endless possibilities

high-performance

vinyl structure

finely crafted

***F**or the first time, old and new come together beautifully.*

Sherwood Custom Wood Replacement Windows and Doors artfully combine the warmth of finely crafted wood with the advanced performance of vinyl.

The results are a perfect union of distinctive beauty and superior technology.


Sherwood Replacement Windows and Doors.

It's time.

innovative...

The key to Sherwood Custom Replacement Windows & Doors is its patented TimberView Technology. This “float” method of joining together specially designed wood and vinyl profiles needs no adhesives or fasteners.

This technology allows the vinyl to expand and contract with temperature fluxuations without causing the wood and vinyl to separate.



And, with a fully fusion welded vinyl frame and sash, there is no potential moisture build up behind the wood.

No other wood window technology comes close.



PHIFER
ULTRAVUE™


EXCELLENT VISIBILITY INSECT SCREEN

***Tightly woven with fine threads,
UltraVue screen is ideal for windows
where the focus is on the view.***

- ❖ 25% better airflow, allowing light, fresh breezes to flow through
- ❖ 25% more optical clarity for a crisper, brighter outward view
- ❖ 20% Better Insect Protection




UltraVue™ Screen Mesh



Traditional Fiberglass Mesh

Double Hungs & Sliders





FEATURES & BENEFITS

1. Premium hardwood interior

The rich look of an all wood window in one of our pre-finished options or ready for your paint or stain

2. 3 1/4" Fusion welded vinyl frame and sash construction

Multi-chambered frame protects wood from moisture degradation over the life of the window

3. Wood lift at lock rail

Traditional style of a typical wood window

4. Integral interlocks at meeting rail and sill

Form tight seals to keep the elements out

5. Partitioned sloped sill

Combines efficient water management of a true sloped sill with the added protection of an interlocking pocket sill

6. Recessed locks & flush mount tilt latches

Unobtrusive appearance, allows for easy cleaning

7. Constant force balance system

Smooth, quiet, adjustment-free operation

8. Heavy duty half screen

Color matched frame and UltraVue® excellent visibility screen mesh

9. Neutral jamb liner

Unless requested as white, interior jamb liner on a white exterior color double hung will be clay. This blends more naturally with interior stains.

Casements & Awnings



FEATURES & BENEFITS

1. **Premium hardwood interior** with the rich look of an all wood window in one of our pre-finished options or ready for your paint or stain.
2. **Maintenance-free vinyl exterior** multi-chambered frame is energy efficient.
3. **Fusion welded frame and sashes** are superior in strength to mechanical systems.
4. **Dual weatherstripping on sashes** minimizes air infiltration.
5. **Premium operating hardware** effortlessly handles the weight of even the heaviest sashes with smooth, quiet operation.
6. **Sealed operator housing and protected gear drive** minimizes contaminants from affecting operation.
7. **Fold-down crank handle** subtly nests into the operator housing to prevent interference with window treatments.
8. **Sashes open a full 90 degrees** for both maximum ventilation and for cleaning both sides of the glass from inside the home.
9. **Multi-point locking system** secures the sash tightly into the frame in at least three locking locations.
10. **Sequential locking operation** assists sash pull-in for effortless locking of even the tallest windows.
11. **Single lever lock handle** actuates the locking system with an audible click to signify open/closed positions.
12. **Full screen included** with aluminum frame and UltraVue® excellent visibility screen mesh.




Bays & Bows





FEATURES & BENEFITS

- ❖ **Custom designed and manufactured to fit your home** from window color to wall thickness.
- ❖ **Color-matched, weather-proof PVC exterior** is maintenance free and resists scratching and denting.
- ❖ **Hand-selected 1-1/4" furniture-grade hardwood** interior is 67% thicker than typical products and won't delaminate or show glued seams.
- ❖ **Solid timberstrand mullion construction** with "walled in" window openings provides 25% more strength than ordinary wood so it will not twist or warp.
- ❖ **Veneer-banded edges** enable the interior casing to be installed with a reveal.
- ❖ **6" Threaded lag bolt construction** for superior strength
- ❖ **Eyebolt anchors** allow the window to be supported with the adjustable hidden turn-buckle cable system.



Optional Features:

- ❖ Superior R9 insulated seat features 1" high density foam
- ❖ Ultimate R21 insulated seat features 3" high density foam
- ❖ pre-finished external knee brace support system
- ❖ Laminated or Corian interior
- ❖ Low Voltage Recessed Lighting
- ❖ Custom 3-1/2" colonial casing
- ❖ Pre-fabricated roof in a variety of styles and colors
- ❖ Pre-stained, laminated or corian interior



Superior R9 Insulated Seat




Ultimate R21 Insulated Seat

Patio Doors



FEATURES & BENEFITS



1. Premium hardwood interior

The rich look of an all wood door in one of our pre-finished options or ready for your paint or stain

2. Maintenance-free vinyl exterior

Multi-chambered frame is energy efficient

3. Fusion welded frame head and panel

Superior in strength to mechanical systems

4. 16-gauge aluminum reinforced panels

Rugged construction for flawless operation

5. Heavy duty interlocking panels

Forms tight seals to keep the elements out

6. Dual-seal weatherstripping

Minimizes air infiltration

7. Stainless steel adjustable quad rollers with sealed bearings

Operate smoothly for a lifetime

8. Strong vinyl threshold with aluminum track

Handles heavy traffic

9. Elegant handleset

With secure latch and keylock

10. Multi-point locking system


Anti-Slam mechanism included

11. Heavy duty screen door

Color matched frame and UltraVue® excellent visibility screen mesh

❖ Other options

Attached transom or curved tops, hardware finishes




intelligent...



Maximum Energy Efficiency is the true measure of window quality. By choosing an IntelliGlass high-performance glass package, your satisfaction is assured. Here's how IntelliGlass creates a high-performance advantage for your home.

An industry-proven system, Intercept Spacer continues to be the hallmark of performance. The secret is its flexible u-channel design. When temperatures flux, the spacer flexes, leaving the seal in tact.

- ❖ Patented U-shape construction is visually appealing
- ❖ Proven Argon Retention ensures your windows perform for a lifetime
- ❖ Superior Warm Edge Performance lowers your energy bills
- ❖ Strongest Corners available prevent seal failures
- ❖ Grid-locking system keeps grids straight and secure



Guardian's ClimaGuard Low E Glass gives every IntelliGlass package its energy efficient foundation. Address your energy needs with double or triple pane options.

- ❖ two microscopic layers of silver reflect heat back to its source
- ❖ titanium dioxide layer protects silver, so it lasts for a lifetime
- ❖ your home is cooler in the summer, as solar heat is reflected away
- ❖ your home is warmer in the winter as furnace heat is reflected back into the home
- ❖ Argon or Krypton gas acts as a warm blanket between the panes of glass, adding extra insulation



CLIMAGUARD
HIGH PERFORMANCE LOW-E

Optional Super Spacer® is the "no metal" upgrade to help your windows reduce energy costs, ensuring durability and adding comfort and value to your home. It's unique all-foam formula is the key.

- ❖ Flexible construction offsets changes in temperature, barometric pressure and wind load, ensuring long lasting seal
- ❖ Foam formula blocks heat escape path for unparalleled thermal performance
- ❖ No-metal construction resists condensation, reducing mold and allergens

Super Spacer®



Save with ENERGY STAR Qualified Windows and Doors

Windows can account for almost one-quarter of household energy use. Since most homeowners replace their windows only once in a lifetime, choosing ENERGY STAR® qualified products is more important than ever.

Installing ENERGY STAR qualified windows and doors, like Sherwood, shrinks energy bills-and carbon footprints- by 7-24% compared to non-qualified products. Sherwood Windows and Doors are available with various IntelliGlass options designed to meet ENERGY STAR requirements for each climate zone in the USA.



THERMAL PERFORMANCE DATA

| S700 Double Hung | U-Factor | SHGC | VLT |
|----------------------|----------|------|-----|
| IntelliGlass | .30 | .29 | 52% |
| IntelliGlass X | .30 | .23 | 47% |
| IntelliGlass Plus | .24 | .25 | 41% |
| IntelliGlass Supreme | .20 | .25 | 41% |

| S750 Double Slider | U-Factor | SHGC | VLT |
|----------------------|----------|------|-----|
| IntelliGlass | .30 | .29 | 52% |
| IntelliGlass X | .30 | .24 | 46% |
| IntelliGlass Plus | .25 | .25 | 41% |
| IntelliGlass Supreme | .21 | .25 | 41% |

| S770 Picture Window | U-Factor | SHGC | VLT |
|----------------------|----------|------|-----|
| IntelliGlass | .27 | .34 | 59% |
| IntelliGlass X | .27 | .26 | 52% |
| IntelliGlass Plus | .23 | .23 | 47% |
| IntelliGlass Supreme | .18 | .29 | 47% |


| SC10 Casement | U-Factor | SHGC | VLT |
|----------------------|----------|------|-----|
| IntelliGlass | .28 | .26 | 46% |
| IntelliGlass X | .27 | .21 | 41% |
| IntelliGlass Plus | .22 | .23 | 37% |
| IntelliGlass Supreme | .19 | .23 | 37% |

| SA10 Awning | U-Factor | SHGC | VLT |
|----------------------|----------|------|-----|
| IntelliGlass | .27 | .26 | 46% |
| IntelliGlass X | .27 | .21 | 41% |
| IntelliGlass Plus | .22 | .23 | 37% |
| IntelliGlass Supreme | .19 | .23 | 37% |

| SWPD Patio Door | U-Factor | SHGC | VLT |
|----------------------|----------|------|-----|
| IntelliGlass | .31 | .27 | 51% |
| IntelliGlass Plus | .25 | .24 | 40% |
| IntelliGlass Supreme | .21 | .23 | 40% |

inviting...

Sherwood Replacement Windows & Doors invite you to individually customize the look of every room in your home. With a wide variety of window styles and options, you create the ambience you desire for each living space in your home.



Poplar



Oak

Select a **wood species** perfect for your needs. Both wood types are available in one of our pre-finished stains, or ready for you to stain or paint to match your interior.



Twin double hung, dark oak SherFinish on oak, 3-1/2" SherTrim colonial casing.

Determine the **exterior color** that best matches your home's style.



White



Clay

**Double hungs feature a clay jamb liner, unless white is requested.*



White



Clay

or choose from one of these **decorator exterior finishes** to complement your color scheme.



Tan

Clay

Cocoa

Forest

Brick

Bronze

Terra

Choose locking **hardware finish** to blend with our beautiful hardwoods or to complement your color scheme.

Standard Finishes



White



Champagne

Decorator Finishes



Brass



Antique Brass



Satin Nickel



Oil Rubbed Bronze

Enhance your Sherwood Replacement Windows by choosing one of our **custom divider systems**.



Sherwood's unique **wood snap-in grilles** can be stained or painted to match the finish of your window.



Between-the-glass grids are maintenance free and available in several styles and finishes.



Simulate Divided Lites Package combine our wood snap-in grille, georgian grids between the glass and permanently applied exterior grid.

Any one of our optional pre-finished stain colors will enhance the charm and character of your Sherwood Wood Replacement Windows and Patio Doors.




Our proprietary wood window and door SherFinish process will enhance and protect the charm of your Sherwood windows and doors. After fit-testing the wood to your Sherwood window or door, our skilled craftsmen hand-apply your choice of 10 premium Sherwin Williams stains or classic white paint, to all sides and surfaces of the wood PRIOR to final assembly. Clear protectant is applied, sealing all the surfaces that are unreachable after final assembly. This elaborate process ensures protection from moisture behind and underneath hardware, inside mitered corners and other areas that are unprotected on most wood windows. Our factory-applied SherFinish process provides the most professional, elegant appearance without the inconvenience of post-delivery finishing.

Poplar Finishes



Oak Finishes



indicates color matched woodgrain grids-between-glass option available with color matched exterior

Colors shown are Sherwin-Williams BAC Sher-Wood wiping stains. These color samples have been provided as a close match to the actual stained product as modern printing technology allows. Due to variations in wood (species, color, graining) and staining techniques, the stained finish will vary. Custom colors also available.

Enhance the elegant beauty of Sherwood windows by selecting SherTrim custom window trim. Amish-milled from the same premium hardwoods as Sherwood windows, the SherTrim assortment includes several widths and styles of casing, square and quarter round trim, extension jambs and decorative rosettes. Using SherTrim creates a lovely, traditional aesthetic.



All items are available in either poplar or oak and comes in several stock length sizes, allowing the trim to be fine-tuned to the individual nuances of each window.

Further enhancing the beauty of the finish work, SherTrim is available either unstained or finished using the same proprietary SherFinish process available on Sherwood windows. Not only will this factory applied finish provide the most polished appearance, but the hassles of wood and stain matching and the mess of on-site staining are eliminated.

*Casement, black walnut SherFinish on poplar,
2-1/2" SherTrim colonial casing with 3" rosettes.*



3/4" trim - square or round

2-1/2" fluted

2-1/2" colonial

3-1/2" colonial

6" extension jamb



3" or 4"
rosette



insurance...

Sherwood Custom Wood Windows and Patio Doors are an important investment, and your peace of mind is important to us. The best technology and most vigorous standards make Sherwood a distinguished choice. Your satisfaction is assured.



At Vinylmax we purposefully and proudly label our products "Made in USA". This doesn't just mean that our factory is in the United States. It means our family is committed to sourcing virtually all of our components from other American manufacturing companies. Not only do we support hundreds of jobs in our local community, but also many thousands of jobs across the United States. Vinylmax makes your home a better place for your family, AND supports the livelihood of thousands of American families just like ours and just like yours.



Sherwood Windows are backed by a strong transferable Lifetime Limited Warranty for as long as you live in your home. This non-prorated warranty covers vinyl, glass, screens, hardware, and accidental glass breakage.



Manufactured with TimberView Technology; the award winning patented method for bringing wood and vinyl together beautifully.



Structurally certified by AAMA; the American Architectural Manufacturers Association.



Thermally certified by NFRC; the National Fenestration Ratings Council.



ENERGY STAR® qualified versions of these products are available for all regions of the United States.



A Member of Window Solutions Group

SHERWD-06/14-10M

SherWood