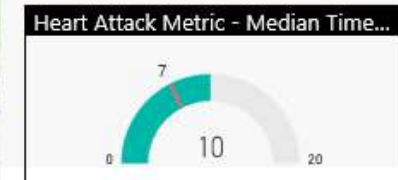
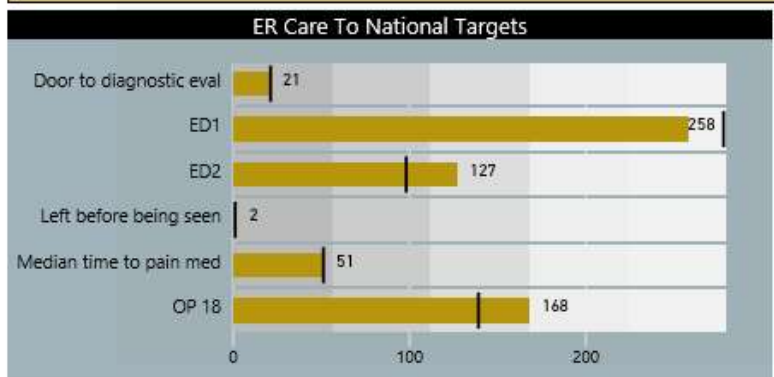
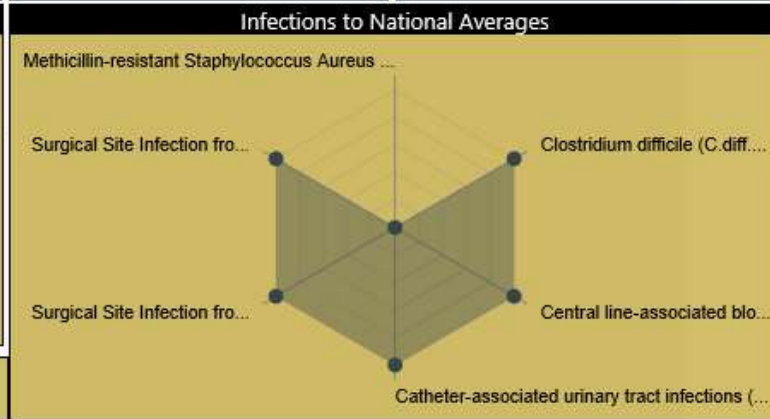
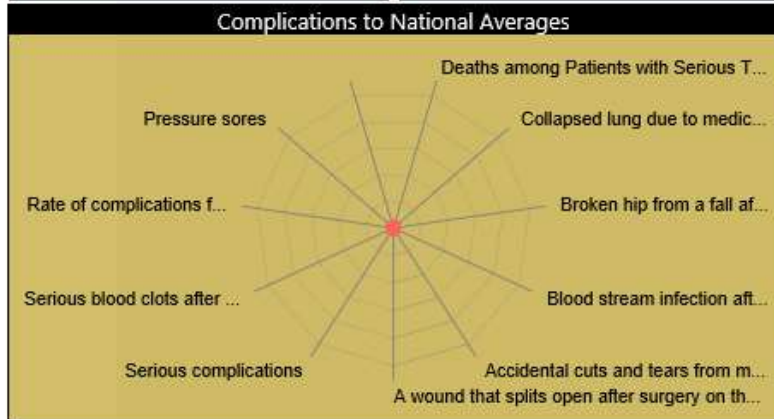
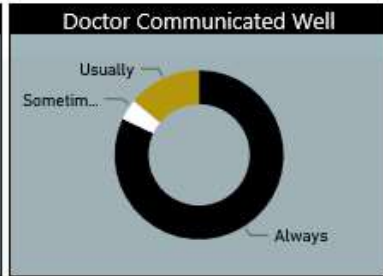
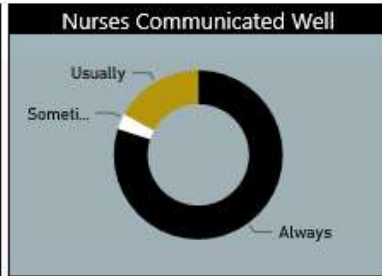
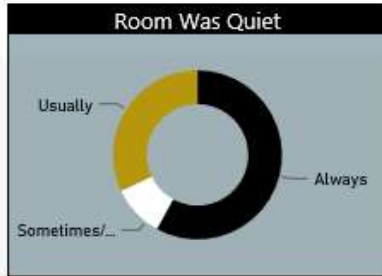
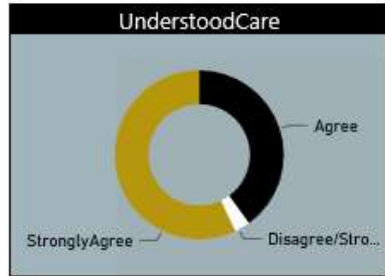


Hospital Performance

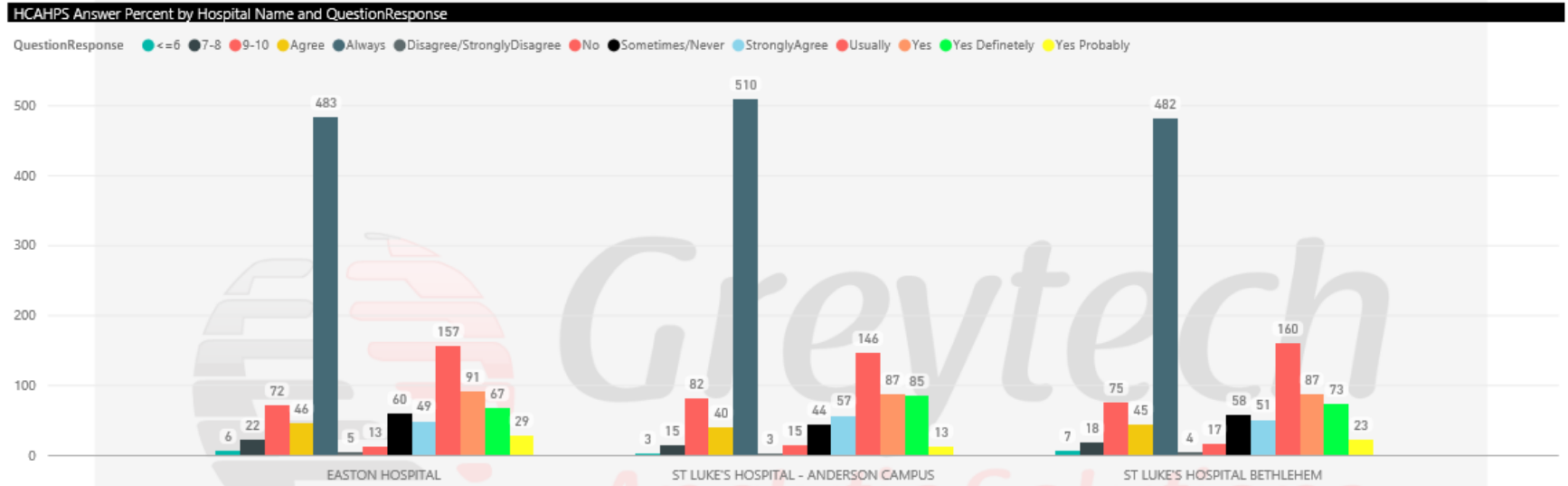
- ▶ The following screens display various hospital ratings for patient surveys, government reporting, costs and values, mortality, infections, and complications.
- ▶ All values can be evaluated by state, county, city, and hospital.
- ▶ Critical in today's healthcare environment is determining where to get the best care at a fair cost with less complications.
- ▶ All dashboards are customizable.
- ▶ The data was pulled from publicly available data on the data.medicare.gov website, and built in our unique data model for easy, flexible access.



HCAHPS

RESPONSES BY TYPE

Response to Questions by Type



State

- PA
- VA

County Name

- ADAMS
- ALLEGHENY
- ARMSTRONG
- BEAVER
- BEDFORD
- BERKS
- BLAIR
- BRADFORD
- BUCKS
- BUTLER
- CAMBRIA
- CARBON
- CENTRE

City

- BETHLEHEM
- EASTON

Hospital Name

- EASTON HOSPITAL
- ST LUKE'S HOSPITAL - ANDERSON CA...
- ST LUKE'S HOSPITAL BETHLEHEM

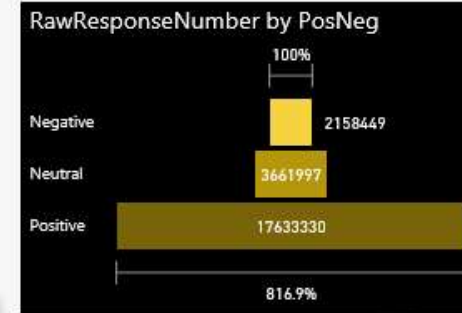
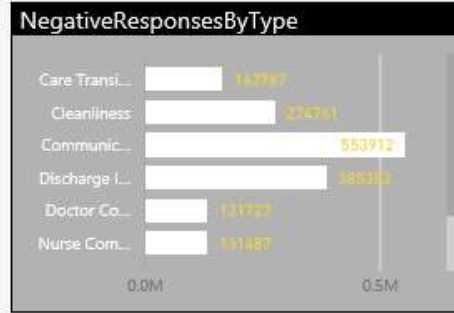
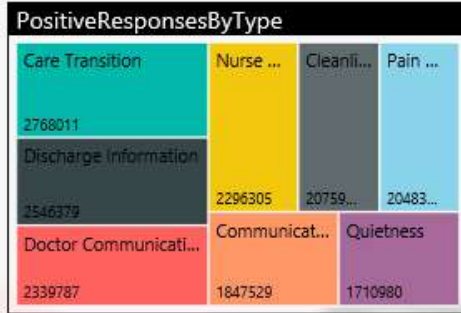
QuestionType

- Care Transition
- Cleanliness
- Communication About Meds
- Discharge Information
- Doctor Communication
- Nurse Communication
- Pain Management
- Quietness
- Rating
- Recommend
- Staff Responsiveness

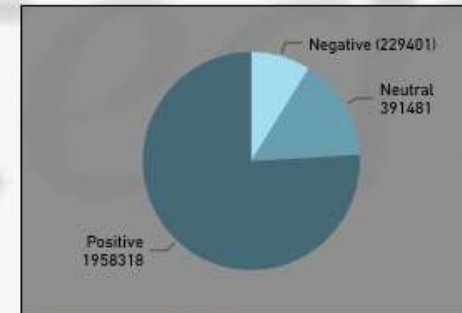
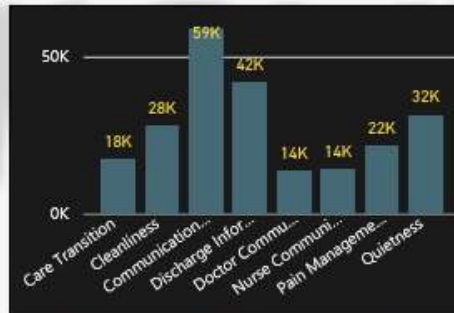
HCAHPS

NEGANDPOSRESPONSE

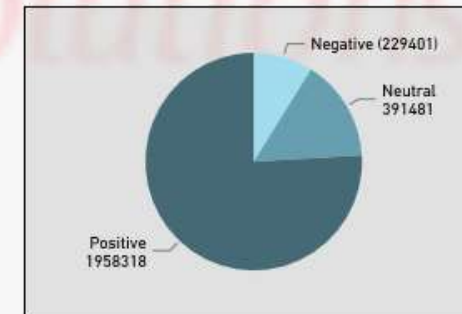
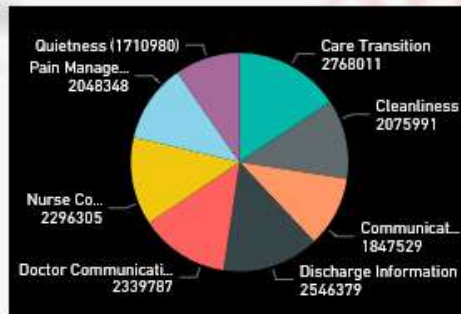
- Hospital Name
- ABBEVILLE AREA MEDICA...
 - ABBEVILLE GENERAL HO...
 - ABBOTT NORTHWESTER...
 - ABILENE REGIONAL MED...
 - ABINGTON MEMORIAL H...
 - ABRAHAM LINCOLN ME...
 - ABRAZO ARROWHEAD C...
 - ABRAZO CENTRAL CAMP...
 - ABRAZO MARYVALE CA...
 - ABRAZO SCOTTSDALE C...



- County Name
- ABBEVILLE
 - ACADIA
 - ADA
 - ADAIR
 - ADAMS
 - ADDISON
 - AIKEN
 - AITKIN
 - ALACHUA
 - ALAMANCE



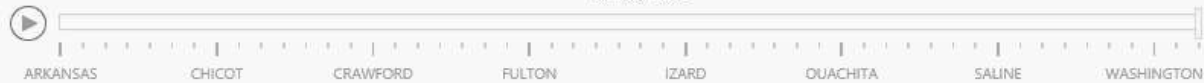
- State
- AK
 - AL
 - AR
 - AZ
 - CA
 - CO
 - CT
 - DC
 - DE
 - FL



PmtAndValueOfCare
COSTOFCARETOSTATEMEDIAN

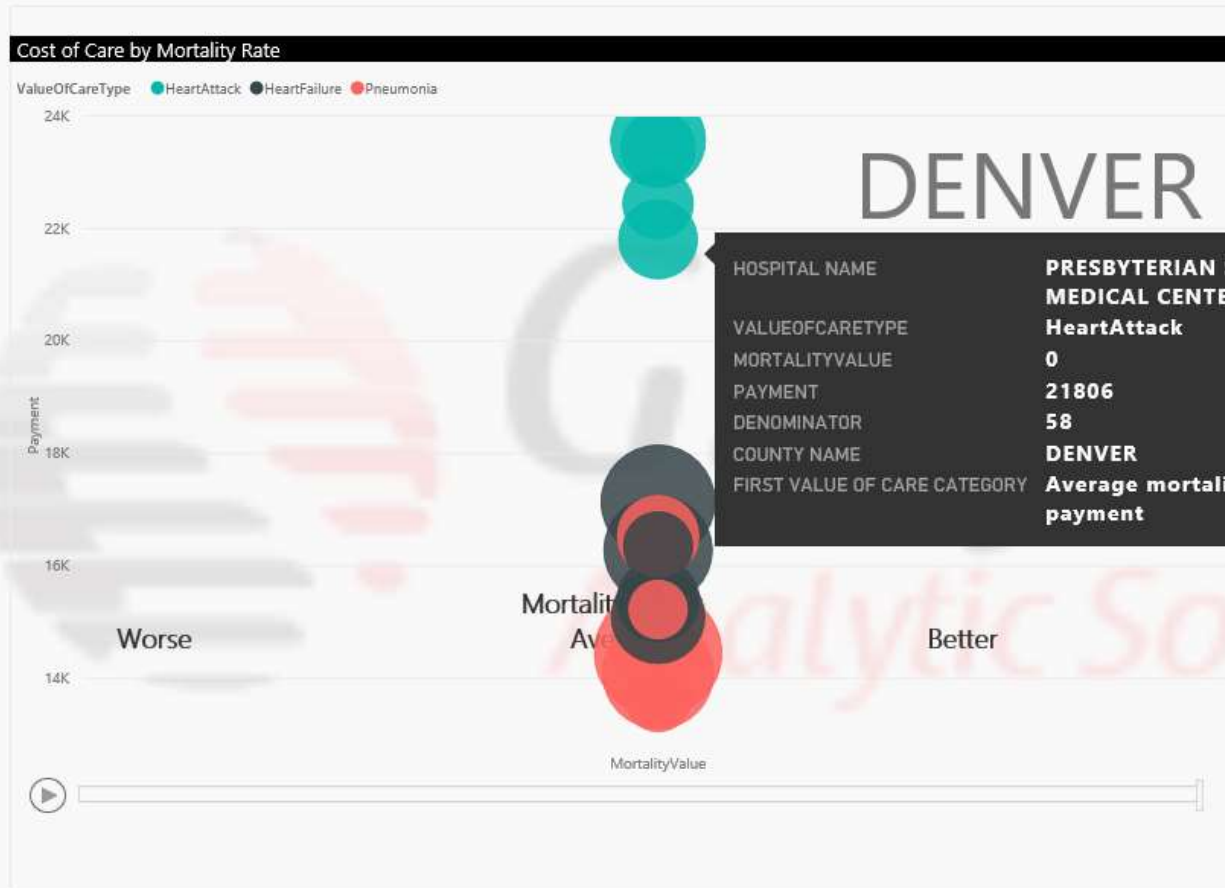
DiffFromState, Payment, MortalityValue and First Value of care category by Hospital name, ValueOfCareType and County name

ValueOfCareType ● HeartAttack ● HeartFailure ● Pneumonia



- State
- AK
 - AL
 - AR
 - AZ
 - CA
 - CO
 - CT
 - DC
 - DE
 - FL
 - GA
 - GU
 - HI
 - IA
 - ID
 - IL
 - IN
 - KS
 - KY
 - LA
 - MA
 - ME
 - MI
 - MN
 - MO
 - MP
 - MS
 - MT
 - NC
 - ND
 - NE
 - NH

- County name
- ARKANSAS
 - ASHLEY
 - BAXTER
 - BENTON
 - BOONE
 - BRADLEY
 - CARROLL
 - CHICOT
 - CLARK
 - CLAY
 - CLEBURNE
 - COLUMBIA
 - CONWAY
 - CRAIGHEAD
 - CRAWFORD
 - CROSS
 - DALLAS
 - DESHA
 - DREW
 - FAULKNER
 - FRANKLIN
 - FULTON
 - GARLAND
 - GREENE
 - HEMPSTEAD
 - HOT SPRING
 - HOWARD
 - INDEPENDENCE
 - IZARD
 - JEFFERSON
 - JOHNSON
 - LAWRENCE



State

CO

County name

- ADAMS
- ALAMOSA
- ARAPAHOE
- ARCHULETA
- BACA
- BOULDER
- BROOMFIELD
- CHAFFEE
- CONEJOS
- DELTA
- DENVER
- DOUGLAS
- EL PASO
- FREMONT
- GARFIELD
- GUNNISON
- HUERFANO
- JEFFERSON
- KIT CARSON
- LA PLATA
- LARIMER
- LAS ANIMAS
- LINCOLN
- LOGAN
- MESA
- MOFFAT
- MONTEZUMA
- MONTROSE
- MORGAN
- OTERO
- PHILLIPS
- PROWERS

HOSPITAL NAME

**PRESBYTERIAN ST LUKES
MEDICAL CENTER**

VALUEOFCARETYPE

HeartAttack

MORTALITYVALUE

0

PAYMENT

21806

DENOMINATOR

58

COUNTY NAME

DENVER

FIRST VALUE OF CARE CATEGORY

**Average mortality and average
payment**

Pneumonia

Hospital name
ABILENE REGIONAL MEDICAL CENTER
ADVENTIST MEDICAL CENTER
ADVOCATE ILLINOIS MASONIC MEDICAL CENTER
ALAMANCE REGIONAL MEDICAL CENTER
ALLEN COUNTY REGIONAL HOSPITAL
ANDERSON REGIONAL MEDICAL CTR
ANMED HEALTH
ANTelope VALLEY HOSPITAL

Heart Failure

Hospital name
ADVOCATE BROMENN MEDICAL CENTER
ALLEN HOSPITAL
ARKANSAS METHODIST MEDICAL CENTER
ASANTE ROGUE REGIONAL MEDICAL CENTER
ASPIRUS RIVERVIEW HOSPITAL & CLINICS INC
AUGUSTA HEALTH
BAPTIST HEALTH MEDICAL CENTER-LITTLE ROCK
BARTON HEALTH PARTNERS

Heart Attack

Hospital name
CAROLINAS MEDICAL CENTER/BEHAV HEALTH
DESERT SPRINGS HOSPITAL
EAST TEXAS MEDICAL CENTER
EASTERN MAINE MEDICAL CENTER
ERLANGER MEDICAL CENTER
GOOD SAMARITAN REGIONAL HLTH CENTER
GOV JUAN F LUIS HOSPITAL & MEDICAL CTR
HARRISON MEMORIAL HOSPITAL

Mortality Rate



Below



Above

Pneumonia

Hospital name
ADENA REGIONAL MEDICAL CENTER
ADVENTIST HINSDALE HOSPITAL
ADVOCATE CHRIST HOSPITAL & MEDICAL CENTER
AHMC ANAHEIM REGIONAL MEDICAL CENTER
AKRON GENERAL MEDICAL CENTER
ALEXIAN BROTHERS MEDICAL CENTER 1
ALHAMBRA HOSPITAL MEDICAL CENTER
ALFANCO HEALTH PARTNERS

Heart Failure

Hospital name
ADVENTIST LA GRANGE MEMORIAL HOSPITAL
ADVOCATE CHRIST HOSPITAL & MEDICAL CENTER
ADVOCATE SOUTH SUBURBAN HOSPITAL
ADVOCATE TRINITY HOSPITAL
AKRON GENERAL MEDICAL CENTER
ALEXIAN BROTHERS MEDICAL CENTER 1
ALTA BATES SUMMIT MEDICAL CENTER

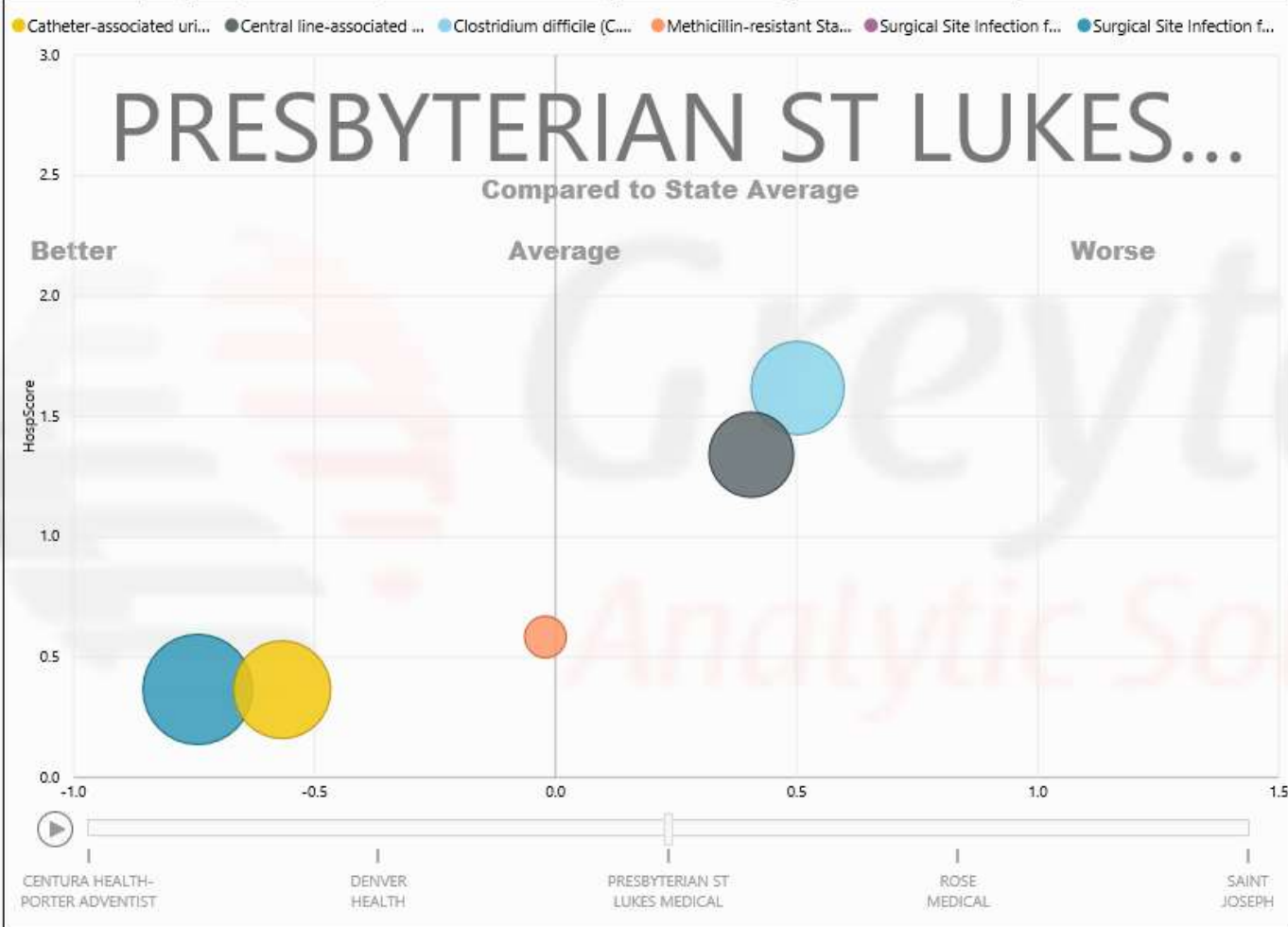
Heart Attack

Hospital name
ASANTE ROGUE REGIONAL MEDICAL CENTER
AURORA ST LUKES MEDICAL CENTER
AVERA HEART HOSPITAL OF SOUTH DAKOTA
BEAUMONT HOSPITAL ROYAL OAK
BEAUMONT HOSPITAL TROY
BRIDGEPORT HOSPITAL
CEDARS-SINAI MEDICAL CENTER
CENTINELA HOSPITAL MEDICAL CENTER

State
<input type="checkbox"/> AK
<input type="checkbox"/> AL
<input type="checkbox"/> AR
<input type="checkbox"/> AZ
<input type="checkbox"/> CA
<input type="checkbox"/> CO
<input type="checkbox"/> CT
<input type="checkbox"/> DC
<input type="checkbox"/> DE
<input type="checkbox"/> FL
<input type="checkbox"/> GA
<input type="checkbox"/> GU
<input type="checkbox"/> HI

County name
<input type="checkbox"/> ABBEVILLE
<input type="checkbox"/> ACADIA
<input type="checkbox"/> ADA
<input type="checkbox"/> ADAIR
<input type="checkbox"/> ADAMS
<input type="checkbox"/> ADDISON
<input type="checkbox"/> AGUADILLA
<input type="checkbox"/> AIBONITO
<input type="checkbox"/> AIKEN
<input type="checkbox"/> AITKIN
<input type="checkbox"/> ALACHUA
<input type="checkbox"/> ALAMANCE

ScoreDiffState, HospScore, ABSScoreDiff, StateScore and First Compared to National by Measure Name and Hospital Name



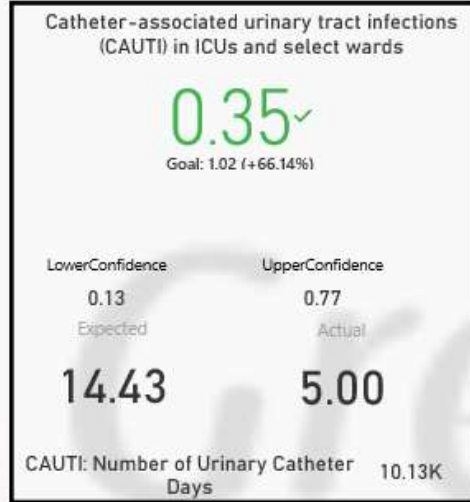
State

CO

- County Name
- ADAMS
 - ALAMOSA
 - ARAPAHOE
 - ARCHULETA
 - BACA
 - BOULDER
 - BROOMFIELD
 - CHAFFEE
 - CHEYENNE
 - CONEJOS
 - DELTA
 - DENVER
 - DOUGLAS
 - EAGLE
 - EL PASO
 - FREMONT
 - GARFIELD
 - GRAND
 - HUERFANO
 - JEFFERSON
 - KIT CARSON
 - LA PLATA
 - LARIMER
 - LAS ANIMAS
 - LOGAN
 - MESA
 - MONTEZUMA
 - MONTROSE
 - MORGAN
 - OTERO
 - PITKIN
 - PROWERS
 - PUEBLO
 - ROUTT
 - SUMMIT

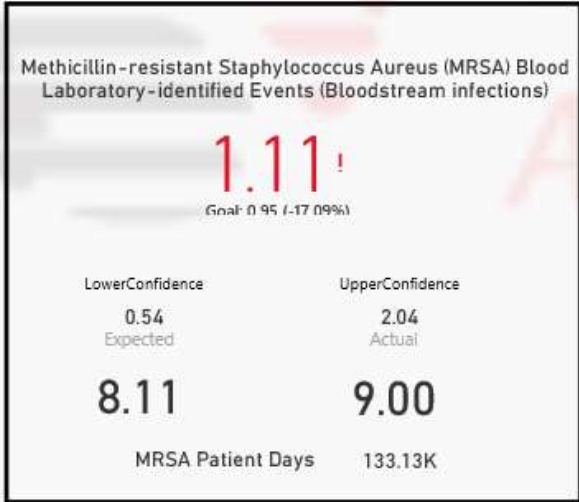
InfectionRates

HOSPITALINFECTIONRATES



Hospital Name

- READING HOSPITAL
- ST JOSEPH MEDICAL CENTER
- SURGICAL INSTITUTE OF READI...



State

- PA

County Name

- BERKS

Lowest Infection Rates

Central line-associated bloodstream infections (CLABSI) in ICUs and select wards

Hospital Name	HospScore ▲
ST CLAIR HOSPITAL	0.00
MEMORIAL MEDICAL CENTER	0.25
PINNACLE HEALTH HOSPITALS	0.45
CROZER CHESTER MEDICAL CENTER	0.47
ABINGTON MEMORIAL HOSPITAL	0.50

Catheter-associated urinary tract infections (CAUTI) in ICUs and select wards

Hospital Name	HospScore ▼
UPMC MERCY	0.20
READING HOSPITAL	0.35
PENN PRESBYTERIAN MEDICAL CENTER	0.40
MILTON S HERSHEY MEDICAL CENTER	0.59
EPHRATA COMMUNITY HOSPITAL	0.00

Surgical Site Infection from colon surgery (SSI: Colon)

Hospital Name	HospScore
CROZER CHESTER MEDICAL CENTER	0.00
HOSPITAL OF UNIV OF PENNSYLVANIA	0.50
UPMC ALTOONA	0.17
WASHINGTON HOSPITAL THE	0.00

Methicillin-resistant Staphylococcus Aureus (MRSA) Blood Laboratory-identified Events (Bloodstream infections)

Hospital Name	HospScore ▼
MILTON S HERSHEY MEDICAL CENTER	0.44
BUTLER MEMORIAL HOSPITAL	0.00
CROZER CHESTER MEDICAL CENTER	0.00

Central line-associated bloodstream infections (CLABSI) in ICUs and select wards

Hospital Name	HospScore ▼
PINNACLE HEALTH HOSPITALS	0.82
ABINGTON MEMORIAL HOSPITAL	0.78
MILTON S HERSHEY MEDICAL CENTER	0.72
GEISINGER WYOMING VALLEY MEDICAL CEN...	0.69
MEMORIAL MEDICAL CENTER	0.64
PENN HIGHLANDS DUBOIS	0.55
SACRED HEART HOSPITAL	0.52
EPHRATA COMMUNITY HOSPITAL	0.48

- State
- MT
 - NC
 - ND
 - NE
 - NH
 - NJ
 - NM
 - NV
 - NY
 - OH
 - OK
 - OR
 - PA
 - PR
 - RI
 - SC
 - SD

- County Name
- ADAMS
 - ALLEGHENY
 - ARMSTRONG
 - BEAVER
 - BEDFORD
 - BERKS
 - BLAIR
 - BRADFORD
 - BUCKS
 - BUTLER
 - CAMBRIA
 - CARBON
 - CENTRE
 - CHESTER
 - CLARION
 - CLEARFIELD
 - CLINTON

InfectionRates

HIGHESTINFECTIONRATESSTATE

Highest Infection Rates

Central line-associated bloodstream infections (CLABSI) in ICUs and select wards

Hospital Name	HospScore
JACKSON MEMORIAL HOSPITAL	1.28
TAMPA GENERAL HOSPITAL	1.38
BAPTIST MEDICAL CENTER JACKSONVILLE	1.42
MEMORIAL HOSPITAL JACKSONVILLE	1.51
MUNROE REGIONAL MEDICAL CENTER	1.68
NORTH SHORE MEDICAL CENTER	1.78
HALIFAX HEALTH MEDICAL CENTER	1.79
MANATEE MEMORIAL HOSPITAL	1.94

Catheter-associated urinary tract infections (CAUTI) in ICUs and select wards

Hospital Name	HospScore
ST MARY'S MEDICAL CENTER	2.08
SEVEN RIVERS REGIONAL MEDICAL CENTER	3.78
SEBASTIAN RIVER MEDICAL CENTER	3.49
SARASOTA MEMORIAL HOSPITAL	1.60
REGIONAL MEDICAL CENTER BAYONET POINT	1.54
NORTH SHORE MEDICAL CENTER	2.03
NORTH FLORIDA REGIONAL MEDICAL CENTER	1.99
MEMORIAL HOSPITAL JACKSONVILLE	1.99

Surgical Site Infection from colon surgery (SSI: Colon)

Hospital Name	HospScore
BAPTIST MEDICAL CENTER JACKSONVILLE	1.82
BROWARD HEALTH CORAL SPRINGS	2.29
CITRUS MEMORIAL HOSPITAL	2.97
FLORIDA HOSPITAL TAMPA	3.29
LEE MEMORIAL HOSPITAL	2.90
OCALA REGIONAL MEDICAL CENTER	2.14
UNIVERSITY OF MIAMI HOSPITAL	2.94
WEST FLORIDA HOSPITAL	2.14

Methicillin-resistant Staphylococcus Aureus (MRSA) Blood Laboratory-identified Events (Bloodstream infections)

Hospital Name	HospScore
UF HEALTH JACKSONVILLE	4.07
TAMPA GENERAL HOSPITAL	1.71
PALMS WEST HOSPITAL	3.89
OSCEOLA REGIONAL MEDICAL CENTER	2.65
OAK HILL HOSPITAL	2.69
NAPLES COMMUNITY HOSPITAL	2.25
MUNROE REGIONAL MEDICAL CENTER	2.87
MOUNT SINAI MEDICAL CENTER	2.65

Central line-associated bloodstream infections (CLABSI) in ICUs and select wards

Hospital Name	HospScore
OAK HILL HOSPITAL	2.32
SOUTH BAY HOSPITAL	2.02
WESTCHESTER GENERAL HOSPITAL	1.93
BAPTIST MEDICAL CENTER - BEACHES	1.93
LARKIN COMMUNITY HOSPITAL PALM SPRIN...	1.86
GULF COAST MEDICAL CENTER, LEE MEM HEA...	1.71
UF HEALTH JACKSONVILLE	1.68
FLORIDA HOSPITAL NEW SMYRNA	1.65

- State
- AK
 - AL
 - AR
 - AZ
 - CA
 - CO
 - CT
 - DC
 - DE
 - FL
 - GA
 - HI
 - IA
 - IL
 - IN
 - KS
 - KY

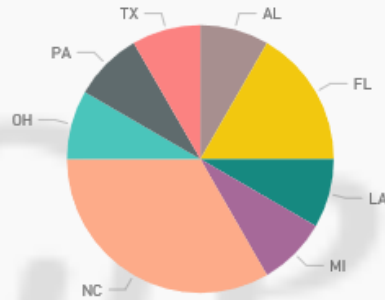
- County Name
- ALACHUA
 - BAY
 - BREVARD
 - BROWARD
 - CHARLOTTE
 - CITRUS
 - COLLIER
 - DUVAL
 - ESCAMBIA
 - HERNANDO
 - HILLSBOROUGH
 - INDIAN RIVER
 - LAKE
 - LEE
 - LEON
 - MANATEE
 - MARION

Complications
NATIONAL REVIEW

Measure Name

- A wound that splits open after surgery on the abdomen or pelvis
- Accidental cuts and tears from medical treatment
- Blood stream infection after surgery
- Broken hip from a fall after surgery
- Collapsed lung due to medical treatment
- Deaths among Patients with Serious Treatable Complications after Surgery
- Infections from a large venous catheter
- Pressure sores
- Rate of complications for hip/knee replacement patients
- Serious blood clots after surgery
- Serious complications

National Rate
10.21

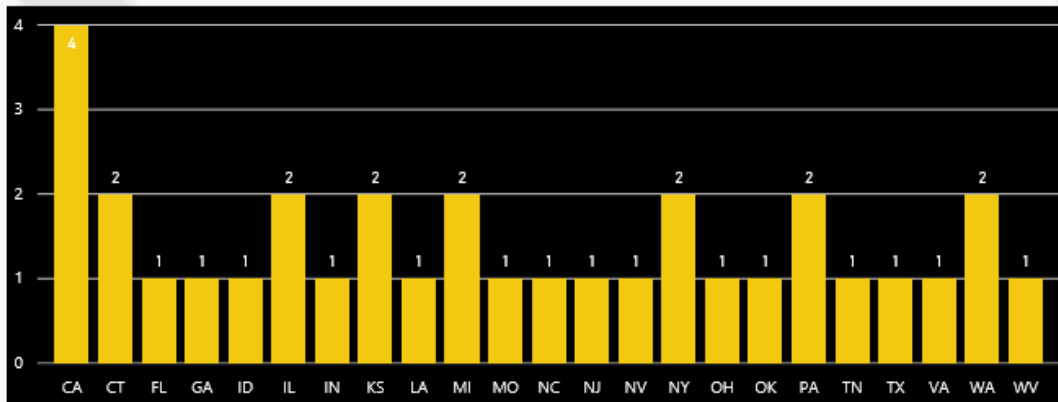


Better

Provider ID	Hospital Name	Score	Denominator
10039	HUNTSVILLE HOSPITAL	5.00	3496
100018	NAPLES COMMUNITY HOSPITAL	5.44	1666
100087	SARASOTA MEMORIAL HOSPITAL	4.84	1254
190111	WILLIS KNIGHTON MEDICAL CENTER	5.77	1073
230046	UNIVERSITY OF MICHIGAN HEALTH SYSTEM	6.36	1555
340002	MEMORIAL MISSION HOSPITAL AND ASHEVILLE SURG...	4.50	3637
340113	CAROLINAS MEDICAL CENTER/BEHAV HEALTH	5.56	2521
340114	REX HOSPITAL	5.28	1689
340141	NEW HANOVER REGIONAL MEDICAL CENTER	4.95	3550
360180	CLEVELAND CLINIC	4.51	3301
360271	TRIPLE JEFFERSON UNIVERSITY HOSPITAL	5.84	2888
Total		63.31	27590

Worse

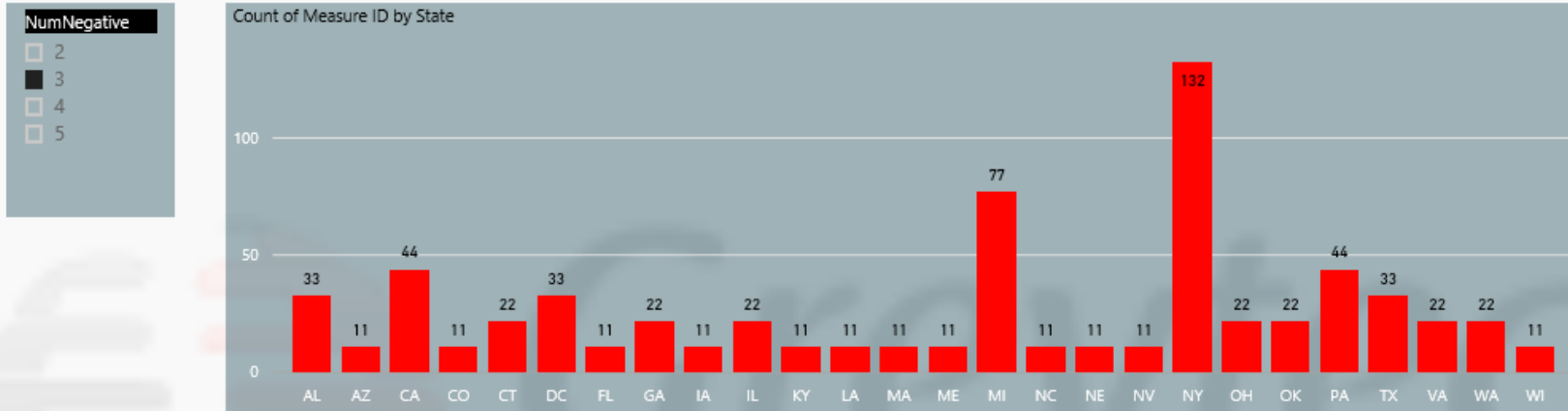
Provider ID	Hospital Name	Score	Denominator
70024	WILLIAM W BACKUS HOSPITAL	17.83	251
170040	UNIVERSITY OF KANSAS HOSPITAL	21.35	1147
140088	THE UNIVERSITY OF CHICAGO MEDICAL CENTER	15.58	624
500129	TACOMA GENERAL ALLENMORE HOSPITAL	16.04	914
170086	STORMONT VAIL HOSPITAL	16.70	315
50441	STANFORD HEALTH CARE	18.81	1314
310019	ST JOSEPH'S REGIONAL MEDICAL CENTER	16.51	655
130007	ST ALPHONSUS REGIONAL MEDICAL CENTER	16.91	480
290046	SPRING VALLEY HOSPITAL MEDICAL CENTER	18.05	198
140067	SAINT FRANCIS MEDICAL CENTER	19.42	822
200044	PROVIDENCE REGIONAL MEDICAL CENTER/DURETT	23.87	364
Total		602.82	22248



Complications

HOSPITALSWITHMULTIPLEWORSE RATINGS

Negative Ratings



Provider ID	Hospital Name	Measure ID	Measure Name	Score	Compared to National
10078	NORTHEAST ALABAMA REGIONAL MEDICAL CENTER	COMP_HIP_KNEE	Rate of complications for hip/knee replacement patients	4.60	Worse than the National Rate
10078	NORTHEAST ALABAMA REGIONAL MEDICAL CENTER	PSI_15_ACC_LAC	Accidental cuts and tears from medical treatment	2.25	Worse than the National Rate
10078	NORTHEAST ALABAMA REGIONAL MEDICAL CENTER	PSI_90_SAFETY	Serious complications	1.14	Worse than the National Rate
10104	GRANDVIEW MEDICAL CENTER	PSI_15_ACC_LAC	Accidental cuts and tears from medical treatment	2.95	Worse than the National Rate
10104	GRANDVIEW MEDICAL CENTER	PSI_4_SURG_COMP	Deaths among Patients with Serious Treatable Complications after Surgery	178.46	Worse than the National Rate
10104	GRANDVIEW MEDICAL CENTER	PSI_90_SAFETY	Serious complications	1.16	Worse than the National Rate
10113	MOBILE INFIRMARY MEDICAL CENTER	PSI_12_POSTOP_PULMEMB_DVT	Serious blood clots after surgery	11.87	Worse than the National Rate
10113	MOBILE INFIRMARY MEDICAL CENTER	PSI_6_IAT_PTX	Collapsed lung due to medical treatment	0.69	Worse than the National Rate
10113	MOBILE INFIRMARY MEDICAL CENTER	PSI_90_SAFETY	Serious complications	1.26	Worse than the National Rate
30064	BANNER-UNIVERSITY MEDICAL CENTER TUCSON CAMPUS	PSI_15_ACC_LAC	Accidental cuts and tears from medical treatment	3.45	Worse than the National Rate
30064	BANNER-UNIVERSITY MEDICAL CENTER TUCSON CAMPUS	PSI_4_SURG_COMP	Deaths among Patients with Serious Treatable Complications after Surgery	182.20	Worse than the National Rate
30064	BANNER-UNIVERSITY MEDICAL CENTER TUCSON CAMPUS	PSI_90_SAFETY	Serious complications	1.47	Worse than the National Rate
50133	RIDEOUT MEMORIAL HOSPITAL	PSI_15_ACC_LAC	Accidental cuts and tears from medical treatment	2.48	Worse than the National Rate
50133	RIDEOUT MEMORIAL HOSPITAL	PSI_7_CVCBI	Infections from a large venous catheter	0.45	Worse than the National Rate
Total				2,231.68	

Complications

HOSPITALSWITHMULTIPLEBETTERRATINGS

Positive Ratings



Provider ID	Hospital Name	Measure ID	Measure Name	Score	Compared to National
10039	HUNTSVILLE HOSPITAL	COMP_HIP_KNEE	Rate of complications for hip/knee replacement patients	2.10	Better than the National Rate
10039	HUNTSVILLE HOSPITAL	PSL_13_POST_SEPSIS	Blood stream infection after surgery	5.00	Better than the National Rate
10039	HUNTSVILLE HOSPITAL	PSL_90_SAFETY	Serious complications	0.74	Better than the National Rate
30103	MAYO CLINIC HOSPITAL	PSL_12_POSTOP_PULMEMB_DVT	Serious blood clots after surgery	3.35	Better than the National Rate
30103	MAYO CLINIC HOSPITAL	PSL_4_SURG_COMP	Deaths among Patients with Serious Treatable Complications after Surgery	70.79	Better than the National Rate
30103	MAYO CLINIC HOSPITAL	PSL_90_SAFETY	Serious complications	0.71	Better than the National Rate
50224	HOAG MEMORIAL HOSPITAL PRESBYTERIAN	PSL_15_ACC_LAC	Accidental cuts and tears from medical treatment	0.80	Better than the National Rate
50224	HOAG MEMORIAL HOSPITAL PRESBYTERIAN	PSL_4_SURG_COMP	Deaths among Patients with Serious Treatable Complications after Surgery	102.44	Better than the National Rate
50224	HOAG MEMORIAL HOSPITAL PRESBYTERIAN	PSL_90_SAFETY	Serious complications	0.61	Better than the National Rate
60010	POUDRE VALLEY HOSPITAL	COMP_HIP_KNEE	Rate of complications for hip/knee replacement patients	1.80	Better than the National Rate
60010	POUDRE VALLEY HOSPITAL	PSL_12_POSTOP_PULMEMB_DVT	Serious blood clots after surgery	2.46	Better than the National Rate
60010	POUDRE VALLEY HOSPITAL	PSL_90_SAFETY	Serious complications	0.63	Better than the National Rate
110028	UNIVERSITY HOSPITAL	PSL_12_POSTOP_PULMEMB_DVT	Serious blood clots after surgery	2.95	Better than the National Rate
110028	UNIVERSITY HOSPITAL	PSL_15_ACC_LAC	Accidental cuts and tears from medical treatment	0.87	Better than the National Rate
Total				267.95	